

Cavity-aided quantum parameter estimation in a bosonic double-well Josephson junction

M. Zuppardo,^{1,*} J. P. Santos,^{2,3,*} G. De Chiara,³ M. Paternostro,³ F. L. Semião,² and G. M. Palma⁴

¹*Division of Physics and Applied Physics, Nanyang Technological University 637371, Singapore*

²*Centro de Ciências Naturais e Humanas, Universidade Federal do ABC, Santo André, 09210-170 São Paulo, Brazil*

³*Centre for Theoretical Atomic, Molecular, and Optical Physics,*

School of Mathematics and Physics, Queen's University, Belfast BT7 1NN, United Kingdom

⁴*NEST-INFM (CNR) and Dipartimento di Fisica e Chimica,*

Università degli Studi di Palermo, Via Archirafi 36, I-90123 Palermo, Italy

(Dated: December 3, 2024)

We describe an apparatus designed to make non-demolition measurements on a Bose-Einstein condensate (BEC) trapped in a double-well optical cavity. This apparatus contains, as well as the bosonic gas and the trap, an optical cavity. We show how the interaction between the light and the atoms, under appropriate conditions, can allow for a weakly disturbing yet highly precise measurement of the population imbalance between the two wells and its variance. We show that the setting is well suited for the implementation of quantum-limited estimation strategies for the inference of the key parameters defining the evolution of the atomic system and based on measurements performed on the cavity field. This would enable *de facto* Hamiltonian diagnosis via a highly controllable quantum probe.

The knowledge of the parameters entering the Hamiltonian of a given system is paramount information for a variety of tasks, from the formulation of accurate predictions on the behavior of the system to quantum state preparation and manipulation aimed at the achievement of an information processing goal. It is thus crucial to grasp the best possible characterisation of the key parameters entering the Hamiltonian of the system we would be interested, possibly in a weakly disturbing way for the dynamics that we aim at implementing. This is even more relevant for systems of difficult direct addressability or endowed with many mutually interacting degrees of freedom. This situation is very well embodied by intra-cavity atomic systems, whose potential for numerous applications of quantum information processing and quantum simulation has been affirmed by a series of ground-breaking experiments performed in recent years [1, 2]. In general, the determination of the features of a given model in these contexts requires measurements that are stingily disruptive for the fragile state of the system. A way around this problem is provided by the implementation of quantum non-demolition measurements [3], which can be technically demanding.

In this respect, the approach based on the use of quantum probes of quantum evolutions, where a fully controllable probing device is coupled to the system of interest and subsequently measured to extract the relevant information, is very promising as it allows for the implementation of weakly disruptive indirect-interrogation strategies [4]. Moreover, such an approach is inherently prone to the application of sophisticated techniques for parameter estimation that aim at determining the best preparation and measurement of the probe and are ex-

plicitly designed to achieve the best possible accuracy of estimation allowed by classical and quantum mechanics [5].

In this paper, we move along these interesting lines and propose the use of quantum estimation techniques (QET) to determine the crucial parameters entering a system consisting of a cold atomic ensemble loaded into a double-well potential. Our probing system is embodied by the field of an optical cavity that is locally coupled to only one well of the potential, along the lines of earlier proposals [6, 7]. We show that strategies for both the sequential and simultaneous estimation of both the tunnelling rate and the on-site repulsion energy can be successfully applied to gather key information on the evolution that the atomic system would undergo. Moreover, using matter-to-light mapping techniques, we find the conditions that allow for the non-disruptive determination of the population imbalance between the wells by means of measurements performed only on the cavity field.

The remainder of this paper is organised as follows. In Sec. I we introduce the system that we aim at studying and perform a basic analysis of its dynamical features. In Sec. II we describe a simple matter-to-light map that allows us to infer the population unbalance between the two wells under conditions of weak cavity-atom coupling. Sec. III is devoted to the description of the quantum estimation theory method that we implement in order to infer the parameters of the Hamiltonian model regulating the dynamics of the atom-loaded double well. Finally, in Sec. IV we draw our conclusions and highlight a few open directions of investigation.

I. THE MODEL

As shown in Fig. 1, our system consists of a Bose-Einstein condensate of two-level atoms trapped in a

*These authors contributed equally to this work

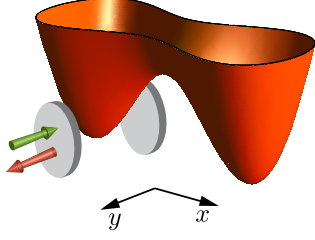


FIG. 1: (Color online) Schematic representation of the system. A double-well potential loaded with ultra cold atoms is coupled to an optical cavity that accommodated only one of the wells. The cavity is pumped by a classical field and the signal leaking out of the resonator is measured to infer the key features of the double-well system.

double-well potential. As introduced above, one of the wells is accommodated within a single-mode optical cavity pumped by an external laser field. The frequency of the field ω_C is assumed to be much different than the atomic transition frequency, so that the excited state of the atoms can be adiabatically eliminated from the dynamical picture. In such a dispersive-interaction regime, the condensate acts as a quantum dielectric medium for the cavity field, modifying its refractive index.

The total system Hamiltonian is thus $\hat{H} = \hat{H}_A + \hat{H}_C + \hat{H}_I$, where $\hat{H}_C = \omega_C \hat{a}^\dagger \hat{a}$ is the energy of the cavity field [we use units such that $\hbar = 1$ throughout this paper], \hat{H}_A is the energy of the atomic system, and \hat{H}_I is the matter-light interaction term. Using the so-called two-mode approximation (TMA) introduced in Ref. [7], the atomic energy can be written as

$$\hat{H}_A = E_0(\hat{c}_1^\dagger \hat{c}_1 + \hat{c}_2^\dagger \hat{c}_2) + \kappa(\hat{c}_1^{\dagger 2} \hat{c}_1^2 + \hat{c}_2^{\dagger 2} \hat{c}_2^2) + R(\hat{c}_1^\dagger \hat{c}_2 + \hat{c}_2^\dagger \hat{c}_1). \quad (1)$$

Here $\hat{c}_{1,2}$ are the bosonic operators that annihilate an atom in its ground state in each of the two wells used to describe the state of the atomic system in the double well within the TMA, E_0 is the energy of the single atom in one of the wells, κ represents the strength of the interaction among the atoms (about 4×10^{-34} J for a gas of ^{87}Rb), and R is a tunnelling rate proportional to the probability that an atom goes from a well to the other and dependent on the height of the barrier. All these terms are responsible for the free evolution of the system, which we are interested in monitoring. As discussed in Ref. [8], based on the ratio between R and κ , several regimes can be distinguished in the evolution of the atoms. For example, when $R \ll \kappa$, the atoms undergo a regime known as self-trapping, in which the tunnelling is almost completely suppressed and the difference in population between the wells stays almost constant in time.

As for the cavity-atom interaction terms, in the regime

relevant to our work this takes the form [9]

$$\hat{H}_I = \beta \hat{c}_1^\dagger \hat{c}_1 \hat{a}^\dagger \hat{a}, \quad (2)$$

where $\beta = \frac{1}{\Delta_a} \int G(\vec{r}) |u_1(\vec{r})|^2 d^3r$, with Δ_a representing the detuning between the frequency of the atomic transition and that of the cavity, $u_1(\vec{r})$ the eigenfunction of the single-particle Hamiltonian of the first well, and $G(\vec{r})$ is a factor proportional to the intensity of the field inside the cavity. We note that the interaction term is inversely proportional to the detuning Δ_a . This value can be tuned by modifying the frequency of the cavity, varying its geometrical size or by working on the atomic spectrum, making a convenient use of the Zeeman or Stark effect. The interaction can thus be tuned over quite a large range of values. Let us consider how the state of the cavity evolves under the effect of the Hamiltonian $\hat{H}'_C = (\hbar\omega_C + \beta \hat{n}_1) \hat{a}^\dagger \hat{a}$, when the atoms are evolving at the same time.

By taking in consideration the leaky nature of any realistic cavity, the overall dynamics of the system density matrix ρ is well described by a master equation reading, in a frame rotating at the cavity-field frequency ω_C , as

$$\frac{d}{dt} \rho = -i\beta[\hat{a}^\dagger \hat{a} \hat{n}_1, \rho] - i[\hat{H}_A, \rho] - \gamma \mathcal{L}(\rho) \quad (3)$$

with $\mathcal{L}(\rho) = (1 + N_c)D[\hat{a}, \rho] + N_c D[\hat{a}^\dagger, \rho]$ and $D[\hat{O}, \rho] = ([\hat{O}^\dagger \hat{O}, \rho]_+ / 2 - \hat{O} \rho \hat{O}^\dagger)$ for any operator \hat{O} . Here, γ is the decay rate of the cavity, $\hat{n}_1 = \hat{c}_1^\dagger \hat{c}_1$, and $[\cdot, \cdot]_+$ the anti-commutator. At optical frequencies, the number of thermal environmental photons N_c is very small. We can thus take $N_c \simeq 0$ and solve Eq. (3) numerically with the quantum jump method [10]. An informative indicator of the resulting dynamics comes from the study of the temporal behavior of the Wigner function of the cavity field

$$W(x, p) = \frac{1}{\pi^2} \int \text{Tr}[\rho_C(t) e^{y \hat{a}^\dagger - y^* \hat{a}}] e^{2i(y_r p - y_i x)} d^2 y \quad (4)$$

with $\rho_C(t) = \text{Tr}_A[\rho(t)]$ the reduced state of the cavity field after tracing out the condensate's degrees of freedom, (x, p) the phase-space variables, and $y = y_r + iy_i$. The results of our simulations are shown in Fig. 2, where we have considered the cavity field as initially prepared in a coherent state $|\alpha\rangle$ ($\alpha \in \mathbb{R}$ for simplicity) and the condensate in the Fock state $|n_1, n_2\rangle$. We see that $W(x, p)$ evolves into a ring with a radius of about $|\alpha|$. From different calculations, we found that this effect is also visible if the gas is in the self-trapping regime. However, in this case, the ring shape is reached in much longer times. We can give a qualitative interpretation of this behavior. The quantity $\beta \hat{n}_1$ is added to ω_C , acting like an effective frequency for the cavity. This frequency, however, is not a number but an operator in the Hilbert space of the gas, which has a discrete spectrum of eigenvalues n_1 that is upper-bounded by the total number of atoms N . Each of these eigenvalues has a certain probability $|\langle n_1 | \hat{\rho} | n_1 \rangle|^2$ to occur, which depends on the state

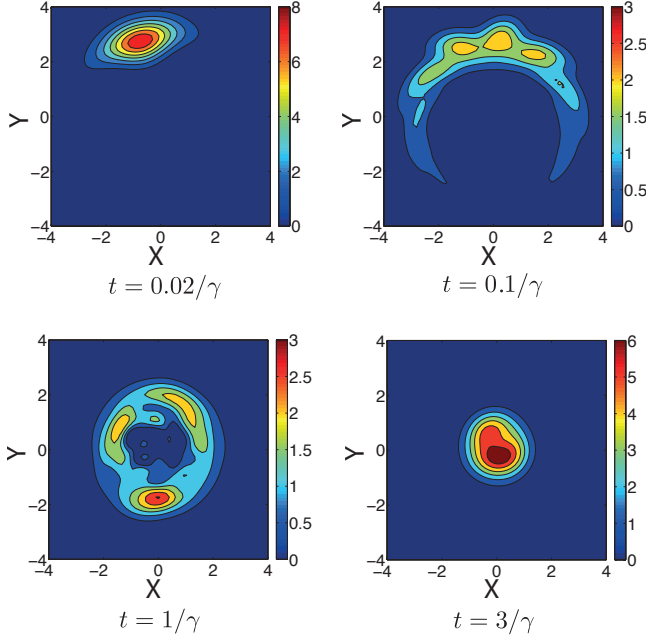


FIG. 2: (Color online) Evolution of the Wigner function of a high-Q cavity, interacting with a BEC in a double-well, out of the self-trapping regime. The coupling constant is set $\beta = \kappa$ and the initial state is coherent with amplitude $\alpha = 1.5$.

of the atoms at that time. Each eigenvalue is effectively a frequency of the cavity, and so it has the effect of making the initial Wigner function rotate with angular speed $\beta n_1 + \omega_c$. Hence we can say that the Wigner function for $t > 0$ is the superposition of many Gaussians, which rotate at different speeds. At very large times the cavity decays and the Wigner function is not distinguishable from the one of the vacuum state. In a frame rotating at speed ω_c , the interaction with the atoms is the only term responsible for the evolution, apart from the external noise. In the high-Q limit, then, the cavity field is indeed very sensitive to the interaction with the atoms, even at small β .

On the other hand, the interaction term obviously also affects the dynamics of the atoms. However, it is natural to think that all the effects of the interaction on the atoms are less relevant if β is sufficiently small compared to κ and R . As our purpose is to measure observables of the condensate in a weakly invasive way, we want to operate in regimes in which $\beta \ll R, k$. We will use this assumption in the next Section.

II. MATTER-TO-LIGHT MAPPING TO INFER THE POPULATION IMBALANCE

In this regime, measurements of the transmitted or scattered light can then be used to implement a quantum non-demolition measurement of the state of the condensate [11]. In this spirit, here we will illustrate a

scheme in which the dispersive coupling of an atomic condensate trapped in a double well potential is used to perform a weak measurement of the number of atoms — and of their fluctuations — trapped in the potential.

In order to establish the formal link between the cavity-field operators to the atomic ones, we consider the cavity as pumped by an external coherent field at frequency ω_p , so that an extra term of the form $\hat{H}_P = \eta(\hat{a}^\dagger e^{-i\omega_p t} + h.c.)$ (with η the cavity-pump interaction strength) is added to the Hamiltonian model \hat{H} . Moving to a frame rotating at the frequency of the pump, the dynamics of the cavity field is effectively captured by considering the Langevin equation

$$\partial_t \hat{a} = -i(\Delta_C + \beta \hat{n}_1) \hat{a} + \sqrt{\gamma} \hat{a}_{in}(t) - \frac{\gamma}{2} \hat{a}(t) + \eta \hat{\mathbf{1}}, \quad (5)$$

where $\Delta_C = \omega_C - \omega_p$ is the detuning between the pump and the cavity, γ is the single-photon damping rate of the cavity, $\hat{a}_{in}(t)$ is the annihilation operator describing input noise to the cavity. We assume γ to be so large that the cavity field reaches a steady-state in a time that is much shorter than the evolution of the atomic system and the typical timescale β^{-1} of the cavity-atom interaction. If so, the system will be in its steady state after a time of the order of γ^{-1} . By setting $\partial_t \hat{a} = 0$ in Eq. (5) and solving with respect to \hat{a} , we get

$$\hat{a} = \frac{\eta \hat{\mathbf{1}} + \sqrt{\gamma} \hat{a}_{in}(t)}{i\beta \hat{n}_1 + \gamma/2}. \quad (6)$$

We also assume that the pump is resonant with the cavity, $\Delta_C = 0$ (this assumption is not essential, but it greatly simplifies the results). We already assumed β to be small and γ to be large. We now also request $\beta N \ll \gamma$ and we expand the ratio up to the second order in $2\beta \hat{n}_1/\gamma$ to get

$$\hat{a} = \frac{2\eta + 2\sqrt{\gamma} \hat{a}_{in}(t)}{\gamma} \left(\hat{\mathbf{1}} - \frac{2i\beta \hat{n}_1}{\gamma} - \frac{4\beta^2 \hat{n}_1^2}{\gamma^2} \right). \quad (7)$$

The cavity quadrature operators are then

$$\hat{P} = -\frac{2\eta \hat{\mathbf{1}} + 2\sqrt{\gamma} \hat{P}_{in}(t)}{\gamma} \left(\frac{2\beta \hat{n}_1}{\gamma} \right), \quad (8)$$

and

$$\hat{X} = \frac{2\eta \hat{\mathbf{1}} + 2\sqrt{\gamma} \hat{X}_{in}(t)}{\gamma} \left(\hat{\mathbf{1}} - \frac{4\beta^2 \hat{n}_1^2}{\gamma^2} \right). \quad (9)$$

These quantities can be measured by homodyne measurements of the output field. If we assume white noise entering the cavity (i.e. a zero-mean, Delta-correlated field), from the last relations we obtain, assuming

$$\langle \hat{P} \rangle = -\frac{2\eta}{\gamma} \left(\frac{2\beta \langle \hat{n}_1 \rangle}{\gamma} \right), \quad \langle \hat{X} \rangle = \frac{2\eta}{\gamma} \left(1 - \frac{4\beta^2 \langle \hat{n}_1^2 \rangle}{\gamma^2} \right). \quad (10)$$

In order to get these results we have considered no correlations between the input field and the atoms. By inverting Eq. (10), we get a relation for the number of atoms in the first well

$$\langle \hat{n}_1 \rangle = -\frac{\gamma^2}{4\beta\eta} \langle \hat{P} \rangle. \quad (11)$$

Using the second of Eqs. (10) we obtain

$$\langle \hat{n}_1^2 \rangle = \frac{\gamma^3}{4\beta^2} \left(\frac{2\eta}{\gamma} - \langle \hat{X} \rangle \right). \quad (12)$$

The last two equations give a way to determine the average number of atoms and its variance, through measurements of the mean value of the quadrature operators of the output field. In order to make these two equations describe the dynamics of the condensate, we require

$$\gamma \gg (\beta N, \kappa N, R) \quad (13)$$

Furthermore, we want that such measurement does not perturb the atoms strongly. If we add the assumption

$$\beta \langle \hat{a}^\dagger \hat{a}(0) \rangle \ll \kappa N, R, \quad (14)$$

we expect the free dynamics of the atoms to be predominant. To verify the validity of such results, we solve the system's dynamics numerically. Figs. 3 (a) and (b) show the results of one of such simulations. We see that, after a transient, the field follows closely the atoms, whose dynamics is not significantly different from the free one, which certifies the weakly disturbing nature of the probing mechanism at hand.

Finally, we discuss the generality of the method just described. We want this procedure to be valid for any initial state. To estimate the discrepancy between the measured value $\langle \hat{n}_1 \rangle_c$ and the real one, we can use the parameter

$$\xi_m = \frac{1}{t_1 - t_0} \int_{t_0}^{t_1} |\langle \hat{n}_1 \rangle_c - \langle \hat{n}_1 \rangle| dt \quad (15)$$

while, for the variance

$$\xi_q = \frac{1}{t_1 - t_0} \int_{t_0}^{t_1} |\langle \hat{n}_1^2 \rangle - \langle \hat{n}_1 \rangle_c^2| dt \quad (16)$$

where t_0 and t_1 are both times after the transient. The histograms in Fig. 4 count the values of these parameters for many random initial states of the BEC. These values lie in a very narrow range, thus showing the weak dependence of our results on the initial state of the system.

III. QET APPROACH: DETERMINING THE PARAMETERS OF THE HAMILTONIAN

The approach described in the previous Section relies on the one-to-one mapping of the information encoded

in the atomic degrees of freedom into those of the probing cavity field. However, our strategy is not flexible enough to allow us to estimate other important parameter of the atomic Hamiltonian. In particular, the dynamics of the population imbalance between the wells is strongly dependent on the actual value of the parameters entering the Hamiltonian. It is thus interesting to determine precisely such values for a given situation. In what follows, we aim at providing an analysis of the precision with which the parameters of the Hamiltonian could be determined experimentally. Our study relies on the application of tools from (local) QET [12] to the system of a driven cavity interacting with one of the wells of the atomic Josephson junction.

In any estimation procedure the information about the quantity of interest is inferred from some suitable measurement performed on the system. Once the measurement has been chosen, an estimator is needed, i.e. a function from the data sample to the quantity of interest. Without specifying explicitly the parameter that we aim at estimating, we now go through a brief overview of the quantum parameter estimation theory to define the context and tools of our analysis.

The variance $\text{Var}(\mu)$ of any unbiased estimator is lower-bounded, as stated by the Cramér-Rao inequality

$$\text{Var}(\mu) \geq \frac{1}{MF(\mu)} \quad (17)$$

with M the number of measurements employed in the estimation and $F(\mu)$ the Fisher information relative to the parameter μ . For measurements having a discrete set of outcomes, the Fisher information is defined as

$$F(\mu) = \sum_j p_j (\partial_\mu \ln p_j)^2 = \sum_j \frac{|\partial_\mu p_j|^2}{p_j}, \quad (18)$$

where p_j represents the probability to get outcome j from a measurement performed over the qubit probe state $\varrho(\mu)$. On the other hand, for a continuous distribution of measurement outcomes, the above definition is changed by replacing the sum with an integral and $p_j \rightarrow p(x|\mu)$ with $p(x|\mu)$ the conditional distribution of obtaining the outcome x at a set value of μ . Quantum mechanically, such probabilities are calculated via the Born rule assuming the system at hand is in a state $\rho(\mu)$ determined by a set value of μ . For the case of a discrete-measurement spectrum, which will be the one we will concentrate on in the rest of this manuscript, we thus have $p_j = \text{Tr}[\rho(\mu)\hat{\Pi}_j]$, and the observable to be measured is generally described by a positive operator valued measurement (POVM) built as $\{\hat{\Pi}_j : \hat{\Pi}_j \geq 0, \sum_j \hat{\Pi}_j = \hat{\mathbb{1}}\}$. Introducing the symmetric logarithmic derivative as the self-adjoint operator that satisfies the relation [5]

$$\partial_\mu \rho(\mu) = \frac{1}{2} [\hat{L}(\mu)\rho(\mu) + \rho(\mu)\hat{L}(\mu)], \quad (19)$$

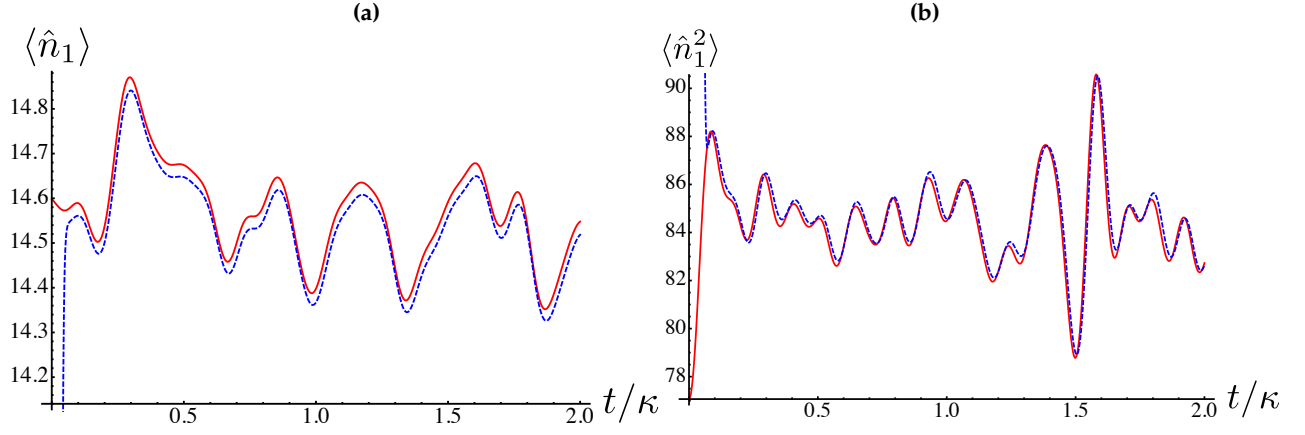


FIG. 3: (Color online) Time-dependence of $\langle \hat{n}_1 \rangle$ [panel (a)] and $\langle \hat{n}_1^2 \rangle$ [panel (b)]. The solid red line represents their numerical evolution, while the blue dashed lines show the results of numerical estimations obtained using Eq. (11). In both panels we have used the parameters $N = 30, \eta = \kappa \simeq 4 \times 10^{-34} \text{J}, R/\kappa = 1, \gamma/\kappa = 500, \beta/\kappa = 1/16$, which are valid for a system of ^{87}Rb atoms.

and optimising $F(\mu)$ over all possible quantum measurements leads us to the *quantum Fisher information* $\mathcal{H}(\mu) = \max_{\{\hat{\Pi}_j\}} F(\mu)$, which can be cast into the form

$$\mathcal{H}(\mu) = \text{Tr}[\rho(\mu) \hat{L}^2(\mu)]. \quad (20)$$

The quantum Fisher information is thus independent of the specific measurement strategy and leads to the extension of the Cramér-Rao bound to the quantum domain

$$\text{Var}(\mu) \geq \frac{1}{M\mathcal{H}(\mu)}, \quad (21)$$

which embodies the ultimate limit to the precision of the estimate of μ . Optimal quantum measurements correspond to POVMs whose $F(\mu)$ equals the quantum Fisher information.

Eq. (19) is a Lyapunov matrix equation whose general

solution reads

$$\begin{aligned} \hat{L}(\mu) &= 2 \int_0^\infty dt e^{-\rho(\mu)t} \partial_\mu \rho(\mu) e^{\rho(\mu)t} \\ &= 2 \sum_{n,m} \frac{\langle \psi_m | \partial_\mu \rho(\mu) | \psi_n \rangle}{\rho_n(\mu) + \rho_m(\mu)} |\psi_m\rangle \langle \psi_n|, \end{aligned} \quad (22)$$

where we have used the spectral decomposition $\rho(\mu) = \sum_n \rho_n(\mu) |\psi_n\rangle \langle \psi_n|$ of the density matrix of the system. The quantum Fisher information is correspondingly rewritten as [5]

$$\mathcal{H}(\mu) = \sum_p \frac{[\partial_\mu \rho_p(\mu)]^2}{\rho_p(\mu)} + 2 \sum_{m \neq n} \sigma_{mn} |\langle \psi_m | \partial_\mu \psi_n \rangle|^2 \quad (23)$$

$$\text{with } \sigma_{nm} = 2 \left[\frac{\rho_n(\mu) - \rho_m(\mu)}{\rho_n(\mu) + \rho_m(\mu)} \right]^2.$$

The first term in $\mathcal{H}(\mu)$ is the classical Fisher information of the distribution $\{\rho_n(\mu)\}$, while the second embodies the genuinely quantum part, which will be the focus of our attention from this point on.

In order to calculate it, we expand each eigenstate $|\psi_n\rangle$ over the orthonormal basis of Fock states $\{|k\rangle\}$ as

$$|\psi_n\rangle = \sum_k \psi_{nk} |k\rangle, \quad (24)$$

so that Eq. (23) becomes $\mathcal{H}(\mu) = \mathcal{H}_C(\mu) + \mathcal{H}_Q(\mu)$ with $\mathcal{H}_C(\mu) = \sum_p \frac{[\partial_\mu \rho_p(\mu)]^2}{\rho_p(\mu)}$ and

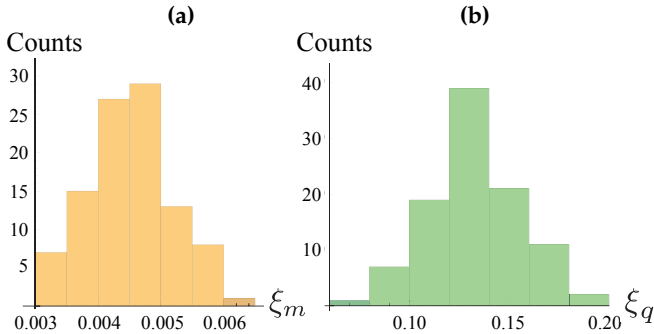


FIG. 4: (Color online) Distribution of values taken by the parameter ξ_m [panel (a)] and ξ_v [panel (b)] obtained for 100 randomly-generated initial states of the BEC.

$$\mathcal{H}_Q(\mu) = 4 \sum_{m \neq n} \frac{\rho_n}{(\rho_n + \rho_m)^2} \left\| \sum_{kk'} \partial_\mu \left(\sum_l \rho_l(\mu) \psi_{lk} \psi_{lk'}^* \right) \psi_{mk}^* \psi_{nk'} \right\|^2 \quad (25)$$

On the other hand, for a multi-parameter scenario, i.e. a situation where the state of the system under scrutiny depends on a set of parameters $\{\mu_1, \mu_2, \dots, \mu_d\}$, the formalism introduced above can be re-stated with the introduction of the parameter-specific symmetric logarithmic derivative

$$2\partial_{\mu_n} \rho(\mu_1, \mu_2, \dots, \mu_d) = \hat{L}_{\mu_n} \rho + \rho \hat{L}_{\mu_n} \quad (26)$$

from which it is possible to define the quantum Fisher information matrix \mathbf{H} with elements

$$\mathcal{H}_{np} = \text{Tr} \left[\rho(\mu_1, \mu_2, \dots, \mu_d) \frac{\hat{L}_{\mu_n} \hat{L}_{\mu_p} + \hat{L}_{\mu_p} \hat{L}_{\mu_n}}{2} \right]. \quad (27)$$

The quantum Cramér-Rao bound stated above is now replaced by the multi-parameter one that, in this paper, will be considered to be under the form

$$\sum_n \text{Var}(\mu_n) \geq \frac{1}{M} \text{Tr}[\mathbf{H}^{-1}]. \quad (28)$$

As before, M is the number of measurements performed on the state of the system. While the single-parameter quantum Cramér-Rao bound is, in principle, always achievable through the design of an optimal measurement strategy, the multi-parameter counterpart is not, in general [13].

We now apply the frameworks discussed above to the problem of estimating the parameters of the Hamiltonian of the atomic system through indirect measurements performed on the field, which will be hereafter considered as a “quantum probe”. We will implement both a multi-parameter strategy and a “sequential” estimation approach, where M measurements are used to estimate the tunnelling rate while a separate set of M additional measurements are instrumental to the estimation of the self-interaction strength.

In order to proceed along such lines, we need to determine the state of the field after its interaction with the atomic system in the double-well. Although the accessible part of the electromagnetic signal is what leaks out of the probing cavity, considering the out-coming field simply adds shot noise to the estimation procedure, as it is straightforward to see by considering standard cavity input-output relations. We thus concentrate on the dynamics of the intra-cavity field, without any loss of generality, and study the maximum precision with which we can estimate the tunnelling rate R or the self-interaction rate κ . The dynamical model that we aim at solving is thus

$$\begin{aligned} \partial_t \tilde{\rho} = & -i[\hat{H}_A + \hat{H}_I, \tilde{\rho}] - i\Delta_C[\hat{a}^\dagger \hat{a}, \tilde{\rho}] \\ & - i\eta[\hat{a}^\dagger + \hat{a}, \tilde{\rho}] - \gamma D[\hat{a}, \tilde{\rho}] \end{aligned} \quad (29)$$

with $\tilde{\rho}$ the density matrix of the system in a frame rotating at the frequency of the pump. This equation is tackled by projecting it onto the elements of a number-state basis of elements $|n1, N - n1, n_a\rangle$. Here $|n1\rangle$ [$|N - n1\rangle$] is a state with $n1$ [$N - n1$] atoms in the well coupled [not coupled] to the cavity, and $|n_a\rangle$ is a similar state for the field. This allows us to get nested Bloch-like equations that have then been solved numerically. By considering the decomposition

$$\tilde{\rho} = \sum \mathcal{C}_{n1, n_a}^{m1, m_a} |n1, N - n1, n_a\rangle \langle m1, N - m1, m_a| \quad (30)$$

with the sum being extended over all values of the indices and $\mathcal{C}_{n1, n_a}^{m1, m_a} = \langle m1, N - m1, m_a | \tilde{\rho} | n1, N - n1, n_a \rangle$, we get the reduced field state (in the Schrödinger picture)

$$\rho_C = \sum_{n1, n_a, m_a} e^{-i(n_a - m_a)\omega_p t} \mathcal{C}_{n1, n_a}^{n1, m_a} |n_a\rangle \langle m_a|, \quad (31)$$

which is then used to apply the quantum parameter estimation framework introduced above.

In order to compare the different estimation approaches, in Fig. 5 we plot the natural logarithm of the minimum variance $\text{Var}(\mu)$ achieved in the process of estimating κ and R for, respectively, the multi-parameter strategy and the sequential strategy. Refs. [14] have discussed efficient ways for the estimation of the parameters of a generic quadratic Hamiltonian for two bosonic modes. For the multi-parameter (sequential) strategy, such variance is determined by the quantity $\Lambda_{mp}(R, \kappa) = \ln[(\mathcal{H}^{-1}(R) + \mathcal{H}^{-1}(\kappa))/2]$ ($\Lambda_{sq}(R, \kappa) = \ln[\mathcal{H}^{-1}(R) + \mathcal{H}^{-1}(\kappa)]$). The factor 2 introduced in $\Lambda_{mp}(R, \kappa)$ is necessary to compare fairly with $\Lambda_{se}(R, \kappa)$.

The parameters entering our simulations should be chosen properly, as the sensitivity of the estimation indeed strongly depends on our working point. The dynamical nature of the problem that we are addressing, then makes the study quite rich and complex. For the sake of simplicity only a typical case is presented on the Figures 5. Note that both $\Lambda_{mp}(R, \kappa)$ and $\Lambda_{se}(R, \kappa)$ will change dynamically, so in both plots we are choosing $\beta t = 10$.

The best option between the sequential and multi-parameter approach depends strongly on the values of κ and R that we aim at estimating. Fig. 5 (c) illustrates a case where a multi-parameter estimation strategy is almost always superior to the sequential approach.

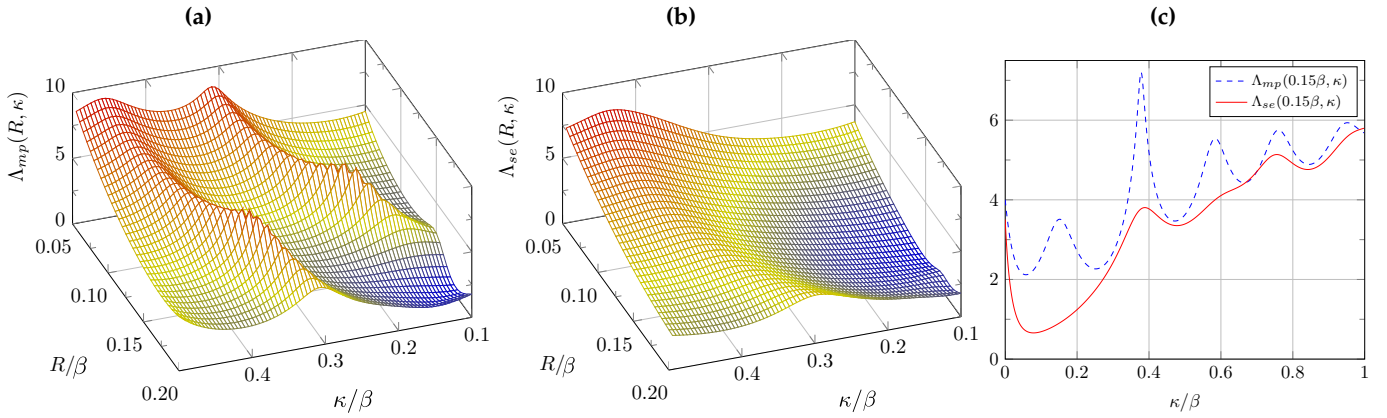


FIG. 5: (Color online) **(a)** Multi-parameter estimation approach. **(b)** Sequential estimation approach. In both panels we have used the parameters $\gamma/\beta = 1$, $\eta/\beta = 0.1$, $\omega_p/\beta = 0.1$, $\omega_c/\beta = 0.1$, $\omega_a/\beta = 0.1$. The evolution time has been set at $t = 10/\beta$ and we have considered a two-atom initial state with mode 1 initially fully populated and an empty cavity. **(c)** Comparison between the two strategies for the same parameters as in panels **(a)** and **(b)** and $R/\beta = 0.15$

IV. CONCLUSIONS AND OUTLOOK

We have proposed a QET-based approach to the determination of key parameters in the dynamics of an atomic system loaded into a two-well potential. Our technique makes use of a *local* quantum probe embodied by the field of an optical cavity that is coupled only to one of the wells of the potential. We have shown that a variety of methods can be applied in order to estimate crucial features of the dynamics of the double well, from the population imbalance between the wells to the actual on-site self interaction energy and tunnelling rate characterizing the Hamiltonian of the atoms loaded into the potential. By evaluating the quantum Fisher information associated with the specific problem at hand, we have been able to determine the quantum-limited precision with which is possible to estimate the parameters of the problem's Hamiltonian in both a sequential and a multi-parameter estimation approach. While the best strategy to follow in order to achieve such ideal estimates appears to depend crucially on the actual dynamical working point at hand, our work opens up a series of routes that will be explored in our forthcoming work, from the estimate of the temperature of the atoms loading one of the wells to the explicit quantification of the

rate at which the atomic system equilibrates.

Acknowledgments

MZ and JPS thanks the Centre for Theoretical Atomic, Molecular, and Optical Physics, Queen's University Belfast for hospitality during the early stages of this work. MZ acknowledges financial support from Università degli Studi di Palermo under the PERFEST 2011 initiative and from the National Research Foundation and Ministry of Education in Singapore. The authors acknowledge financial support from the UK EPSRC (EP/L005026/1, EP/G004579/1), the John Templeton Foundation (grant ID 43467), the Italian MIUR-PRIN 2010/2011, the EU Collaborative Project TherMiQ (Grant Agreement 618074). JPS acknowledges FAPESP (GrantNo. 2011/09258-5). JPS, FLS and MP are supported by the CNPq "Ciência sem Fronteiras" programme through the "Pesquisador Visitante Especial" initiative (grant nr. 401265/2012-9). FLS is a member of the Brazilian National Institute of Science and Technology of Quantum Information (INCT-IQ) and acknowledges partial support from CNPq (grant nr. 308948/2011-4).

- [1] H. Ritsch, P. Domokos, F. Brennecke, T. Esslinger, *Rev. Mod. Phys.* **85**, 553 (2013); I. B. Mekhov, H. Ritsch, *J. Phys. B* **45**, 102001 (2012).
- [2] M. Lewenstein, A. Sanpera, and V. Ahufinger, *Ultracold Atoms in Optical Lattices: Simulating quantum many-body systems* (Oxford University Press, USA, 2012); P. Hauke, F. M. Cucchietti, L. Tagliacozzo, I. Deutsch, and M. Lewenstein, *Rep. Prog. Phys.* **75**, 082401 (2012); I. Bloch, J. Dalibard, and S. Nascimbène, *Nature Physics* **8**, 267 (2012).
- [3] A. Kuzmich, N. P. Bigelow, and L. Mandel, *Europhys. Lett.* **42**, 481 (1998); D. Stamper-Kun, *et al.*, *Phys. Rev. Lett.* **83**, 2876 (1999); A. Kuzmich, L. Mandel, and N. P. Bigelow, *Phys. Rev. Lett.* **85**, 1594 (2000); J. M. Geremia, J. K. Stockton, and H. Mabuchi, *Science* **304**, 270 (2004); B. Julsgaard, A. Kozhekin, and E.S. Polzik, *Nature (London)* **413**, 400 (2001).

- [4] K. Eckert *et al.*, *Phys. Rev. Lett.* **98**, 100404 (2007); T. Roscilde, M. Rodriguez, K. Eckert, O. Romero-Isart, M. Lewenstein, E. Polzik, A. Sanpera, *New. J. Phys.* **11**, 055041 (2009); G. De Chiara, O. Romero-Isart, A. Sanpera,

- Phys. Rev. A **83**, 021604(R) (2011).
- [5] M. G. A. Paris, Int. J. Quant. Inf. **7**, 125 (2009).
 - [6] J. F. Corney and G. J. Milburn, Phys. Rev. A, **58**, 8 (1997)
 - [7] G. J. Milburn, J. Corney, and D. Harris, "Quantum non-linear Dynamics of an atomic Bose-Einstein condensate". Summaries of papers presented at the Quantum Electronics and Laser Science Conference, 1997 (Optical Society of America, DC, 1997).
 - [8] R. Gati, and M. K. Oberthaler, J. Phys. B **40**, R61 (2007).
 - [9] F. Brennecke, T. Donner, S. Ritter, T. Bourdel, M. Köhl, and T. Esslinger, Nature **450**, 268 (2007).
 - [10] M. B. Plenio, and P. L. Knight, Rev. Mod. Phys. **70**, 101 (1998).
 - [11] I. B. Mekhov, C. Maschler, and H. Ritsch, Phys. Rev. Lett. **98**, 100402 (2007), Nature Physics **3**, 319 (2007), I. B. Mekhov and H. Ritsch, Phys. Rev. Lett. **102**, 020403 (2009).
 - [12] C. W. Helstrom, *Quantum Detection and Estimation Theory* (Academic Press, New York, 1976); A.S. Holevo, *Statistical Structure of Quantum Theory*, Lect. Not. Phys. **61**, (Springer, Berlin, 2001); S. L. Braunstein, C. M. Caves, Phys. Rev. Lett. **72** 3439 (1994); S. L. Braunstein, C. M. Caves, G. J. Milburn, Ann. Phys. **247**, 135 (1996).
 - [13] C. Vaneph, T. Tufarelli, and M. G. Genoni, Quant. Meas. Quant. Metr. **1**, 12 (2013); M. G. Genoni, *et al.*, Phys. Rev. A **87**, 012107 (2013); P. J. D. Crowley, A. Datta, M. Barbieri, and I. A. Walmsley, arXiv:1206.0043; P. C. Humpreys, M. Barbieri, A. Datta, and I. A. Walmsley, Phys. Rev. Lett. **111**, 070403 (2013).
 - [14] G. M. D'Ariano, M. G. A. Paris, and P. Perinotti, J. Opt. B **3**, 337 (2001); G. M. D'Ariano, M. G. A. Paris, and M. F. Sacchi, Phys. Rev. A **62**, 23815 (2000).
 - [15] F. Brennecke, S. Ritter, T. Donner, T. Esslinger, Science **322** 235 (2008).
 - [16] Y. Colombe, T. Steinmetz, G. Dubois, F. Linke, D. Hunger, J. Reichel, Nature **450**, 272 (2007).
 - [17] W. Chen, D. Meiser, and P. Meystre, Phys. Rev. A **75**, 023812 (2007).