

DIRECTIONAL PRECONDITIONER FOR HIGH FREQUENCY OBSTACLE SCATTERING

LEXING YING

ABSTRACT. The boundary integral method is an efficient approach for solving time-harmonic obstacle scattering problems by a bounded scatterer. This paper presents the directional preconditioner for the iterative solution of linear systems of the boundary integral method. This new preconditioner builds a data-sparse approximation of the integral operator, transforms it into a sparse linear system, and computes an approximate inverse with efficient sparse and hierarchical linear algebra algorithms. This preconditioner is efficient and results in small and almost frequency-independent iteration counts when combined with standard iterative solvers. Numerical results are provided to demonstrate the effectiveness of the new preconditioner.

1. INTRODUCTION

This paper is concerned with solving the time-harmonic acoustic obstacle scattering problems in two dimensions. Let $\Omega \subset \mathbb{R}^2$ be a bounded scatterer with smooth boundary $\partial\Omega$, ω be the frequency, and $e^{i\omega t}u_I(x)$ be the time-harmonic incident wave. In the sound-soft scattering problem, the scattered field $u(x)$ satisfies the Helmholtz equation with the Dirichlet boundary condition

$$\begin{aligned}\Delta u(x) + \omega^2 u(x) &= 0, & x \in \mathbb{R}^2 \setminus \Omega, \\ u(x) &= -u_I(x), & x \in \partial\Omega.\end{aligned}$$

In the sound-hard scattering problem, the scattered field $u(x)$ satisfies the Helmholtz equation with the Neumann boundary condition

$$\begin{aligned}\Delta u(x) + \omega^2 u(x) &= 0, & x \in \mathbb{R}^2 \setminus \Omega, \\ \frac{\partial u(x)}{\partial n(x)} &= -\frac{\partial u_I(x)}{\partial n(x)}, & x \in \partial\Omega.\end{aligned}$$

2010 *Mathematics Subject Classification.* 65N38, 65R20, 78A45.

Key words and phrases. Boundary integral method, scattering, high-frequency waves, preconditioner, low-rank approximation, sparse linear algebra.

This work was partially supported by the National Science Foundation under award DMS-0846501 and the U.S. Department of Energys Advanced Scientific Computing Research program under award DE-FC02-13ER26134/DE-SC0009409. The author thanks Anil Damle for comments and suggestions.

In both cases, $u(x)$ satisfies the Sommerfeld radiation condition

$$\lim_{r \rightarrow \infty} r^{1/2} \left(\frac{\partial u}{\partial r} - i\omega u \right) = 0.$$

An effective way to solve these problems is the boundary integral method and, more specifically, the combined field integral equation (CFIE) [11, 25] formulation. This method relies on the free space Green's function

$$G(x, y) = \frac{i}{4} H_0^1(\omega|x - y|)$$

of the Helmholtz equation. For the sound-soft scattering, we look for a surface density $q(x)$, $x \in \partial\Omega$ such that for each $x \in \partial\Omega$,

$$(1) \quad \frac{1}{2}q(x) + \int_{\partial\Omega} \frac{\partial G(x, y)}{\partial n(y)} q(y) dy - i\eta \int_{\partial\Omega} G(x, y) q(y) dy = -u_I(x).$$

Once $q(x)$ is computed, the scattered field $u(x)$ can be evaluated through a boundary integral over $\partial\Omega$. For the sound-hard scattering, we look for $q(x)$, $x \in \partial\Omega$ such that for each $x \in \partial\Omega$,

$$(2) \quad \frac{1}{2}q(x) - \int_{\partial\Omega} \frac{\partial G(x, y)}{\partial n(x)} q(y) dy + \frac{1}{i\eta} \oint_{\partial\Omega} \frac{\partial^2 G(x, y)}{\partial n(x) \partial n(y)} q(y) dy = -\frac{\partial u_I(x)}{\partial n(x)}.$$

with \oint being the principal value integral. In both cases, η is typically chosen to be of order $O(\omega)$ (see [21] for example) and we refer to [11, 25] for derivations and discussions of these integral equations.

By introducing the following operators

$$\begin{aligned} (Sq)(x) &= \int_{\partial\Omega} G(x, y) q(y) dy, \\ (Dq)(x) &= \int_{\partial\Omega} \frac{\partial G(x, y)}{\partial n(y)} q(y) dy, \\ (D'q)(x) &= \int_{\partial\Omega} \frac{\partial G(x, y)}{\partial n(x)} q(y) dy, \\ (Nq)(x) &= \oint_{\partial\Omega} \frac{\partial^2 G(x, y)}{\partial n(x) \partial n(y)} q(y) dy, \end{aligned}$$

we can write (1) and (2) into operator forms:

$$(3) \quad \left(\frac{1}{2}I + D - i\eta S \right) q = -u_I,$$

$$(4) \quad \left(\frac{1}{2}I + D' - \frac{1}{i\eta} N \right) q = -\frac{\partial u_I}{\partial n}.$$

Standard approaches for discretizing these boundary integral equations include the Nyström method, the Galerkin method, and the collocation method [11, 22]. To simplify the presentation, we assume that the Nyström method is used. For the other approaches, the discussion remains similar as long as the basis functions employed are local. A typical discretization of these integral equations requires at least a couple of quadrature points

per wavelength. Assuming that both the diameter and the boundary length of Ω are $\Theta(1)$, this implies that the boundary is discretized with a set P of $n = O(\omega)$ points. For the resulting linear systems, we shall continue to use S , D , D' , and N to denote the discrete matrices associated with these operators. Similarly, q , u_I , and $\partial u_I / \partial n$ are reused to denote the discrete version of $q(x)$, $u_I(x)$, and $\partial u_I(x) / \partial n(x)$ sampled at the quadrature points. Therefore, with this slight abuse of notation, the discrete linear systems take the same form as (3) and (4).

There has been a lot of work devoted to the fast solution of these linear systems. Since the system is dense, the standard direct solvers such as LU factorization take $O(n^3)$ steps, which is prohibitively expensive. Recently, several linear-complexity approaches based on recursive interpolative decomposition have been proposed by [12, 19, 23] for boundary integral equations with non-oscillatory kernels. However, for high frequency scattering where the kernel is oscillatory (i.e. $\omega = \Theta(n)$), the complexity of these approaches is still cubic in n . The only exception is for quasi-1D domains [24] where the boundary integral equation essentially reduces to the 1D case and the complexity scales linearly in ω .

For this reason, iterative methods such as GMRES and TFQMR [17, 26, 27] are the main approaches for solving these problems. In these cases, though the CIEs have much better conditioning properties compared to other integral formulations, the number of iterations can grow quickly with ω . Therefore, for high frequency scattering problems, there is a clear need for improving the conditioning properties of these operators.

Over the past twenty years, there has been a significant amount of research devoted to this task. A couple of algorithms suggest improving the conditioning property via modifying the standard CFIE formulation. For example, one line of work is to replace the $i\eta$ term in (3) with better approximations of the Dirichlet-to-Neumann (DtN) operator and the $1/(i\eta)$ term in (4) with better approximations of the Neumann-to-Dirichlet (NtD) operator [1, 3, 4, 8]. Typically, these new approximations are derived from leading order terms of the pseudo-differential symbols of the DtN and NtD operators.

A second approach is to precondition the integral equation. Most work here considers the electric field integral equation for electromagnetic scattering and follows the famous Calderon relationship [2, 10, 28]. The resulting integral equations are of Fredholm second kind with good conditioning properties. However, the number of matrix vector multiplications per iteration is doubled.

There has also been a lot of work on sparsifying the integral operators using special basis functions, such as local cosine bases [5, 7] and optimized wavelet packets [15, 16, 18, 20]. The resulting sparse representations typically have $O(n^{4/3})$ non-zero entries. Recently in [14], an approach using the wave atom transform [13] results a sparse representation with $O(n \log n)$ non-zero entries. In [9], Canning claimed to obtain a sparse approximation with $O(n)$

non-zero entries via locally mollified exponential functions. However, when good accuracy is required, most of these methods access all entries of the integral operator, thus requiring an $O(n^2)$ precomputation cost to assemble the whole matrix.

In this paper, we propose a new method for preconditioning the CFIEs by incorporating the ideas from sparse representation. This approach builds a data-sparse representation of the boundary integral operator, transforms it into a sparse linear system, and computes an approximate inverse with efficient sparse and hierarchical linear algebra algorithms. This preconditioner is highly efficient to construct and to apply. It results in small and almost frequency-independent iteration counts when combined with standard iterative solvers. The rest of the paper is organized as follows. Section 2 describes the algorithm and Section 3 presents the results. Future work and open questions are discussed in Section 4.

2. ALGORITHM

For frequency ω , the wavelength λ is $2\pi/\omega$. We assume that the scatterer boundary $\partial\Omega$ is C^2 and both the diameter and the boundary length of Ω is $\Theta(1)$. To simplify the discussion, we suppose that the length L of $\partial\Omega$ is equal to $4^q\lambda$ where q is a positive integer. The actual number 4^q is not essential but it makes the presentation simpler. Combining this with $L = \Theta(1)$ implies that $\omega = O(4^q)$.

Suppose that $\rho : \partial\Omega \rightarrow [0, L]$ is the arclength parametrization of the boundary and that the boundary is sampled with $n = 4^q p$ discretization points for some $p = \Theta(1)$, i.e., p points per wavelength λ .

2.1. Data-sparse approximation. We start by decomposing the boundary into sufficiently planar segments. Initially, the boundary is partitioned into 2^q segments, each of length $2^q\lambda$ and with $2^q p$ points. Each such segment is further partitioned hierarchically until one of two situations happen:

- First, it is stopped if the length of the segment is bounded by $2^q\lambda/\sqrt{c}$ where c is the maximum absolute value of the curvature in the current segment. Such a segment is called *almost-planar*.
- Second, it is stopped when the length of the segment is bounded by $m_\ell\lambda$. Typically $m_\ell = 2$ or 4 . Such a segment is called a non-planar leaf.

We denote the final set of segments by $\mathcal{G} = \{P_1, \dots, P_m\}$, where the segments P_i are ordered according to their positions on the boundary. Notice that since the boundary is assumed to be C^2 , all segments in \mathcal{G} are almost-planar for sufficiently large ω . Therefore, in the following discussion, it is safe to regard all segments P_i as almost-planar.

The discussion here shall treat the sound-soft case (3) and the sound-hard case (4) in the same way, since the kernels of these two have the same

oscillatory pattern. Therefore, it is convenient to use the general form

$$(5) \quad Mq = f$$

for both of them in the discussion. Based on how the segments are generated, each P_j is of length $2^{\ell_j} \lambda$ for some integer ℓ_j and contains $2^{\ell_j} p$ equally-spaced discretization points. After ordering the unknowns according to the ordering of P_j , the matrix M can be written as the following block form

$$M = \begin{bmatrix} M_{11} & \dots & M_{1m} \\ \vdots & \ddots & \vdots \\ M_{m1} & \dots & M_{mm} \end{bmatrix},$$

where M_{ij} is of size $2^{\ell_i} p \times 2^{\ell_j} p$. The next step is find a data-sparse approximation for the blocks M_{ij} .

2.1.1. Diagonal blocks. Let us first consider a diagonal block M_{jj} , which represents the interaction between P_j and itself. Since P_j is almost planar, we can treat it approximately as flat. Therefore, we have

$$M_{jj} \approx B_j,$$

where B_j is obtained by restricting the integral operator to a straight segment of length $2^{\ell_j} \lambda$ with $2^{\ell_j} p$ equally spaced quadrature points. Noticing that B_j only depends on ℓ_j and that there are only a few choices for ℓ_j , we can clearly precompute these matrices. Going through all P_i gives the following approximation B to the block-diagonal part of M ,

$$B = \begin{bmatrix} B_1 & & \\ & \ddots & \\ & & B_m \end{bmatrix},$$

2.1.2. Off-diagonal blocks. Next we consider the off-diagonal blocks, i.e., M_{ij} with $i \neq j$. We define

- c_i and c_j to be the centers of segments P_i and P_j ,
- t_i and t_j to be the tangent directions of $\partial\Omega$ at the centers of P_i and P_j , and
- a_{ij} to be the unit direction from c_j to c_i , i.e., $(c_i - c_j)/|c_i - c_j|$ (see Figure 1 for an illustration).

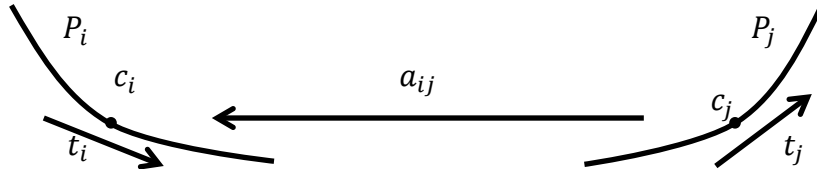


FIGURE 1. The geometric setup of two segments P_i and P_j .

The main difficulty of working with high frequency Helmholtz kernel $G(x, y)$ is its highly oscillatory behavior. Since the oscillation of $G(x, y)$ and its derivatives come from the term $\exp(i\omega|x - y|)$, it is instructive to focus on $\exp(i\omega|x - y|)$ for a moment. In the following discussion, the sign \sim is used to denote an approximation up to a non-oscillatory multiplicative term.

A first observation is that

$$(6) \quad \exp(i\omega|x - y|) \sim \exp(i\omega a_{ij} \cdot (x - y)).$$

To see this, assume without loss of generality that $a_{ij} = (1, 0)^t$ by rotating the coordinates accordingly and placing the origin on $\partial\Omega$ between P_i and P_j . In the new coordinate system, we have

$$\begin{aligned} \exp(i\omega|x - y|) &= \exp(i\omega(x_1 - y_1)) \exp(i\omega(|x - y| - (x_1 - y_1))) \\ &= \exp(i\omega(x_1 - y_1)) \exp\left(i\omega(x_1 - y_1) \left(\sqrt{1 + \frac{|x_2 - y_2|^2}{|x_1 - y_1|^2}} - 1\right)\right), \end{aligned}$$

where $x = (x_1, x_2)^t$ and $y = (y_1, y_2)^t$. Up to a constant factor, the phase of the last term can be estimated with $\omega \frac{|x_2 - y_2|^2}{|x_1 - y_1|}$.

- When the segments P_i and P_j are $\Theta(1)$ distance from each other, we estimate this by

$$\omega \frac{|x_2 - y_2|^2}{|x_1 - y_1|} \lesssim \omega(2^q \lambda)^2 = \Theta(1).$$

- When P_i and P_j are close to each other, we use quadratic approximation in the rotated frame $|x_2| \lesssim |x_1|^2$ and $|y_2| \lesssim |y_1|^2$ and the fact that x_1 and y_1 has different signs to conclude

$$\omega \frac{|x_2 - y_2|^2}{|x_1 - y_1|} \lesssim \omega|x_1 - y_1|^3 \lesssim \omega(2^q \lambda)^3 = o(1).$$

In both cases, $\omega \frac{|x_2 - y_2|^2}{|x_1 - y_1|}$ is bounded and hence (6) is valid up to a non-oscillatory multiplicative term. Next, we rewrite

$$\begin{aligned} \exp(i\omega|x - y|) &\sim \exp(i\omega a_{ij} \cdot (x - y)) \\ &= \exp(i\omega a_{ij} \cdot ((x - c_i) + (c_i - c_j) + (c_j - y))) \\ (7) \quad &= \exp(i\omega a_{ij} \cdot (x - c_i)) \cdot \exp(i\omega a_{ij} \cdot (c_i - c_j)) \cdot \exp(-i\omega a_{ij} \cdot (y - c_j)). \end{aligned}$$

To approximate the first term in (7), we perform a Taylor expansion for $\rho^{-1}(t)$ near $t = \rho(c_i)$ and evaluate it at $\rho(x)$:

$$\begin{aligned} &|\rho^{-1}(\rho(x)) - (\rho^{-1}(\rho(c_i)) + t_i(\rho(x) - \rho(c_i)))| \\ &\lesssim \frac{1}{2}|\rho(x) - \rho(c_i)|^2 c \leq \frac{1}{2}(2^\ell / \sqrt{c} \lambda)^2 c = O(\lambda), \end{aligned}$$

where c is the maximum absolute value of the curvature in T . The inequality here uses the fact that P_i is almost-planar. This is equivalent to

$$(x - c_i) = (\rho(x) - \rho(c_i)) \cdot t_i + O(\lambda).$$

Multiplying it with $i\omega a_{ij}$ and taking exponential gives the approximation

$$(8) \quad \exp(i\omega a_{ij} \cdot (x - c_i)) \sim \exp(i(\omega a_{ij} \cdot t_i)(\rho(x) - \rho(c_i)))$$

Since S is almost-planar, the same argument works for $(y - c_j)$ and gives

$$(y - c_j) = (\rho(y) - \rho(c_j)) \cdot t_j + O(\lambda)$$

and

$$(9) \quad \exp(-i\omega a_{ij} \cdot (y - c_j)) \sim \exp(i(-\omega a_{ij} \cdot t_j)(\rho(y) - \rho(c_j))).$$

We can now further approximate the phase function of the complex exponentials in (8) and (9) as follows. Noticing that $\omega a_{ij} \cdot t_i \in [-\omega, \omega]$, we partition the interval $[-\omega, \omega]$ into 2^{ℓ_i+1} equally spaced subintervals with a set K_i of $2^{\ell_i+1} + 1$ gridpoints. We define $[k]_i$ to the value of rounding k to the nearest gridpoint in K_i . Then

$$(\omega a_{ij} \cdot t_i - [\omega a_{ij} \cdot t_i]_i)(\rho(x) - \rho(c_i)) \leq \frac{2\omega}{2^{\ell_i+1}} \cdot \frac{1}{2} \cdot \frac{2^{\ell_i}\lambda}{2} = \frac{2\pi}{4} = O(1).$$

Thus, replacing the phase $\omega a_{ij} \cdot t_i$ with $[\omega a_{ij} \cdot t_i]_i$ in (8) introduces an extra non-oscillatory term

$$(10) \quad \exp(i\omega a_{ij} \cdot (x - c_i)) \sim \exp(i[\omega a_{ij} \cdot t_i]_i(\rho(x) - \rho(c_i)))$$

Similarly, we partition the interval $[-\omega, \omega]$ into 2^{ℓ_j} equal pieces with a set K_j of $2^{\ell_j+1} + 1$ gridpoints. By defining $[k]_j$ to the value of rounding k to the nearest gridpoint in K_j , we again have for $y \in S$

$$(-\omega a_{ij} \cdot t_j - [-\omega a_{ij} \cdot t_j]_j)(\rho(y) - \rho(c_j)) \leq \frac{2\omega}{2^{\ell_j+1}} \cdot \frac{1}{2} \cdot \frac{2^{\ell_j}\lambda}{2} = \frac{2\pi}{4} = O(1),$$

This change of the phase function also introduces an extra non-oscillatory term

$$(11) \quad \exp(-i\omega a_{ij} \cdot (y - c_j)) \sim \exp(i[-\omega a_{ij} \cdot t_j]_j(\rho(y) - \rho(c_j))).$$

By introducing

$$(12) \quad \begin{aligned} k_{ij}^i &= [\omega a_{ij} t_i]_i, \\ k_{ij}^j &= [-\omega a_{ij} t_j]_j, \\ U_i(x, k) &= \exp(ik(\rho(x) - \rho(c_i))), \\ U_j(y, k) &= \exp(ik(\rho(y) - \rho(c_j))), \end{aligned}$$

and putting (10) and (11) in (7), we have the following approximation

$$\exp(i\omega|x - y|) \sim U_i(x, k_{ij}^i) \cdot \exp(i\omega(c_i - c_j)a_{ij}) \cdot U_j(y, k_{ij}^j).$$

for all $x \in P_i$ and $y \in P_j$.

Since the kernel $G(x, y)$ and its derivatives have the same oscillation pattern as $\exp(i\omega|x - y|)$, $U_i(x, k_{ij}^i)$ and $U_j(y, k_{ij}^j)$ also capture the oscillations of $G(x, y)$ for $x \in P_i$ and $y \in P_j$. Therefore, repeating the same argument gives the following representation of the block M_{ij} :

$$(13) \quad M_{ij}(x, y) = U_i(x, k_{ij}^i) \cdot \tilde{M}_{ij}(x, y) \cdot U_j(y, k_{ij}^j)$$

for $x \in P_i$ and $y \in P_j$, where the non-oscillatory term $\tilde{M}_{ij}(x, y)$ is defined through this representation. Since $\tilde{M}_{ij}(x, y)$ is non-oscillatory, we can approximate it with Chebyshev interpolation. For this, we define

- R_i and R_j to be the Chebyshev grids of a constant size m_c in P_i and P_j , respectively, and
- I_i and I_j to be the corresponding interpolation operators, with entries given by $I_i(x, b)$ for $b \in R_i$ and $I_j(y, b)$ for $b \in R_j$.

This results the following approximation

$$\tilde{M}_{ij}(x, y) \approx I_i \cdot \tilde{M}_{ij}(R_i, R_j) \cdot I_j^t.$$

Putting this together with (13) and using matrix form gives

$$M_{ij} \approx \text{diag}(U_i(:, k_{ij}^i)) \cdot I_i \cdot \tilde{M}_{ij}(R_i, R_j) \cdot I_j^t \cdot \text{diag}(U_j(:, k_{ij}^j)).$$

For the data-sparse representation and the preconditioner, we need an aggressive rank-1 approximation for M_{ij} of form

$$M_{ij} \approx U_i(:, k_{ij}^i) e_{ij} U_j(:, k_{ij}^j)^t = \text{diag}(U_i(:, k_{ij}^i)) \cdot w_i \cdot e_{ij} \cdot w_j^t \cdot \text{diag}(U_j(:, k_{ij}^j)),$$

where e_{ij} is a constant to be determined and w_i and w_j are the all-one vectors of length $2^{\ell_i} p$, and $2^{\ell_j} p$, respectively. To determine e_{ij} , we can solve for it from a least square problem

$$(14) \quad e_{ij} = \text{argmin}_e \|I_i \cdot \tilde{M}_{ij}(R_i, R_j) \cdot I_j^t - w_i \cdot e \cdot w_j^t\|^2.$$

The solution is

$$e_{ij} = (w_i^\dagger \cdot I_i) \cdot \tilde{M}_{ij}(R_i, R_j) \cdot (I_j^t \cdot (w_j^t)^\dagger).$$

Notice that $(w_i^\dagger \cdot I_i)$ and $(I_j^t \cdot (w_j^t)^\dagger)$ only depend on ℓ_i and ℓ_j respectively. Therefore, they can be precomputed and the remaining cost of computing e_{ij} is equal to $O(m_c^2)$.

Going through all pairs (i, j) with $i \neq j$ yields the following approximation for the off-diagonal part of M :

$$U E U^t.$$

Here

$$U = \begin{bmatrix} U_1 & & \\ & \ddots & \\ & & U_m \end{bmatrix},$$

where U_i is a matrix of size $2^{\ell_i}p \times (2^{\ell_i+1} + 1)$ given by (12). The E matrix also has a $m \times m$ block form

$$E = \begin{bmatrix} E_{11} & \dots & E_{1m} \\ \vdots & \ddots & \vdots \\ E_{m1} & \dots & E_{mm} \end{bmatrix}$$

where E_{ij} is a matrix of size $(2^{\ell_i+1} + 1) \times (2^{\ell_j+1} + 1)$ with rows and columns indexed by K_i and K_j . E_{ij} is a matrix with value e_{ij} at entry (k_{ij}^i, k_{ij}^j) and zero everywhere else. Here we emphasize that

- U_i is a partial Fourier matrix, and
- E is extremely sparse.

These observations turn out to be essential in the construction of the preconditioner.

Summarizing the discussion for both the diagonal and off-diagonal blocks, we hold the data-sparse approximation

$$(15) \quad M \approx B + UEU^t.$$

2.2. Directional preconditioner. To precondition (5), we use the approximation (15) and consider the solution q of

$$(B + UEU^t)q = f.$$

First, introducing new vectors $r = -U^tq$ and $p = -Er$ gives an equivalent augmented system

$$(16) \quad \begin{bmatrix} B & U & 0 \\ U^t & 0 & I \\ 0 & I & E \end{bmatrix} \begin{bmatrix} q \\ p \\ r \end{bmatrix} = \begin{bmatrix} f \\ 0 \\ 0 \end{bmatrix}.$$

Factorizing the matrix in (16) gives

$$(17) \quad \begin{bmatrix} I & & \\ U^t B^{-1} & I & \\ & & I \end{bmatrix} \begin{bmatrix} I & & \\ & I & \\ & -T & I \end{bmatrix} \begin{bmatrix} B & & \\ & -S & \\ & & W \end{bmatrix} \begin{bmatrix} I & & \\ & I & -T \\ & & I \end{bmatrix} \begin{bmatrix} I & B^{-1}U & \\ & I & \\ & & I \end{bmatrix},$$

with

$$S = U^t B^{-1}U, \quad T = S^{-1}, \quad W = E + T.$$

Since both U and B are block-diagonal, S and T are also block-diagonal

$$S = \begin{bmatrix} S_1 & & \\ & \ddots & \\ & & S_m \end{bmatrix}, \quad T = \begin{bmatrix} T_1 & & \\ & \ddots & \\ & & T_m \end{bmatrix},$$

with $S_i = U_i^t B_i^{-1} U_i$ and $T_i = S_i^{-1}$. Inverting the factorization (17) gives

$$(18) \quad \begin{bmatrix} q \\ p \\ r \end{bmatrix} = \begin{bmatrix} I & -B^{-1}U \\ & I \\ & & I \end{bmatrix} \begin{bmatrix} I & & \\ & I & T \\ & & I \end{bmatrix} \begin{bmatrix} B^{-1} & & \\ & -T & \\ & & W^{-1} \end{bmatrix} \\ \begin{bmatrix} I & & \\ & I & \\ & T & I \end{bmatrix} \begin{bmatrix} I & & \\ -U^t B^{-1} & I & \\ & & I \end{bmatrix} \begin{bmatrix} f \\ 0 \\ 0 \end{bmatrix}.$$

Applying (18) exactly can be quite costly. In order to construct an efficient preconditioner, it is essential to approximate (18) aggressively while without sacrificing too much accuracy. For a matrix A , we shall use the notation $\lfloor A \rfloor$ to stand for its approximation, but the actual approximation scheme can be different for different matrices.

- First, the $2^{\ell_i}p \times 2^{\ell_i}p$ matrix B_i is the restriction of the integral operator to a straight segment of length $2^{\ell_i}\lambda$. Since the geometry is fixed and there are only a few choices for ℓ_i , all B_i and B_i^{-1} can be precomputed. Since this is also a one-dimensional problem (i.e., restriction to a straight segment), we can use the hierarchical matrix algebra [6] or the hierarchical semi-separable (HSS) matrices [29] to compress and apply B_i^{-1} efficiently. We denote the approximation of B_i^{-1} with $\lfloor B_i^{-1} \rfloor$ and accordingly $\lfloor B^{-1} \rfloor$ for B^{-1} .
- Second, since each U_i is a partial Fourier matrix, applying U and U^t reduces to a number of FFTs, which is highly efficient.
- Third, S_i and T_i can be precomputed as they only depend on U_i and B_i , both of which have already been precomputed. An important observation is that T_i is numerically sparse (see Figure 2). Therefore, for the sake of efficiency, we approximate T_i with $\lfloor T_i \rfloor$, which is obtained by thresholding the entries in absolute value. In the numerical results, the number of non-zero entries in $\lfloor T_i \rfloor$ is kept proportional to the dimension of T_i . This approximation of T is denoted by $\lfloor T \rfloor$.
- The final task is to build an approximate inverse of $W = E + T$. Here, the essential observation is that
 - T concentrates on its anti-diagonal (see Figure 2).

Based on this, we define $\lfloor W \rfloor$ to be the sum of E and the anti-diagonal of T (i.e., thresholding the rest entries of T to zero). $\lfloor W \rfloor$ is extremely sparse as the number of non-zeros is about $3/2$ times the dimension of the matrix in most cases. Hence, we perform a sparse LU decomposition and set

$$\lfloor W \rfloor = L_{\lfloor W \rfloor} R_{\lfloor W \rfloor},$$

where $L_{\lfloor W \rfloor}$ and $R_{\lfloor W \rfloor}$ are sparse upper and lower triangular matrices up to possible permutations.

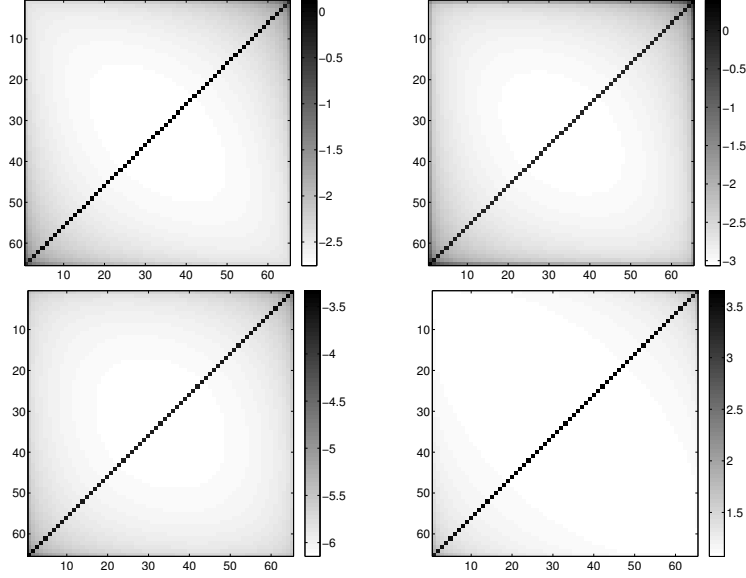


FIGURE 2. The absolute value of the entries of S_i (left) and T_i (right) in logarithmic scale (base 10) for the sound-soft case (top row) and the sound-hard case (bottom row). For this specific segment, $\ell_i = 5$ and $p = 8$. Hence, there are 256 equally-spaced quadrature points in P_i and the cardinality of K_i is 65. Both S_i and T_i are numerical sparse and anti-diagonally dominant.

Once these approximations have been formed, we approximate (18) with

$$(19) \quad \begin{bmatrix} q \\ p \\ r \end{bmatrix} \Leftarrow \begin{bmatrix} I & -[B^{-1}]U \\ & I \\ & & I \end{bmatrix} \begin{bmatrix} I & & \\ & I & [T] \\ & & I \end{bmatrix} \begin{bmatrix} [B^{-1}] & & \\ & -[T] & \\ & & R_{[W]}^{-1} L_{[W]}^{-1} \end{bmatrix} \begin{bmatrix} I & & \\ & I & \\ [T] & & I \end{bmatrix} \begin{bmatrix} I & & \\ -U^t [B^{-1}] & I & \\ & & I \end{bmatrix} \begin{bmatrix} f \\ 0 \\ 0 \end{bmatrix}.$$

We emphasize again that the following approximations are used for computing (19):

- replacing B^{-1} with $[B^{-1}]$ via hierarchical matrix or HSS approximation for each B_i^{-1} ,
- applying U rapidly via fast Fourier transform for each U_i ,
- replacing T with $[T]$ via sparse approximation for each T_i , and
- replacing W^{-1} with $R_{[W]}^{-1} L_{[W]}^{-1}$ via sparse backward and forward substitutions for $L_{[W]}$ and $R_{[W]}$.

Based on (19), our preconditioner is defined as follows. For a given f , it

- forms vector $(f^t, 0, 0)^t$,

- carries out the computation of (19), and
- extracts the first component q of the resulting vector.

Since the key step of constructing a data-sparse representation of the operator relies on the directional nature of the kernel $G(x, y)$, we name it *directional preconditioner*.

2.3. Complexity analysis. We first consider the setup cost the preconditioner, i.e., the approximate factorization in (19). Since the matrices B_i^{-1} and T_i for a segment P_i only depend on the integer length parameter ℓ_i of P_i , the possible choices for these matrices are fixed and independent of the scatterer. All these possible choices can be precomputed once and for all and stored for future use.

As a result, the setup algorithm only consists of two parts: the evaluation of E and $\lfloor W \rfloor$, and the sparse factorization $\lfloor W \rfloor = L_{\lfloor W \rfloor} R_{\lfloor W \rfloor}$.

- For the first part, since E only has ω non-zero entries and computing each entry takes $O(1)$ steps (14), the overall cost for this step is $O(\omega) = O(n)$. Once E is formed, computing $\lfloor W \rfloor$ also takes at most $O(n)$ steps.
- The cost of the second part is more complicated. For a geometry that is uniformly convex, it can be shown that the number of non-zero entries in $L_{\lfloor W \rfloor}$ and $R_{\lfloor W \rfloor}$ is $O(n \log n)$. However, for a boundary with a significant flat part, the cost increases to $O(n^{3/2})$. The reason is that the restriction of $\lfloor W \rfloor$ to the first and last members of all K_i (i.e., the most tangential directions) is of size $O(\sqrt{n}) \times O(\sqrt{n})$ and is filled significantly due to the flat part. Constructing LU decomposition directly for this part already requires $O(n^{3/2})$ steps. In order to reduce the complexity, the LU factorization of this submatrix is computed with the hierarchical matrix algebra [6] or the HSS matrices [29] as the flat part the problem is essentially a 1D problem. Using these hierarchical algorithms reduces the factorization cost to $O(n)$.

Adding these numbers together shows that the setup cost of the preconditioner is of order $O(n)$.

Now consider the application cost of the preconditioner (19). For the major steps of applying (19), we have the following estimates:

- The application of $\lfloor B^{-1} \rfloor$ is linear time due to the hierarchical matrix algebra approximation for B_i^{-1} .
- The application of U is $O(n \log n)$ since each U_i is a partial Fourier matrix and the FFT can be used.
- The application of $\lfloor T \rfloor$ is $O(n)$ since the number of non-zeros in $\lfloor T \rfloor$ is proportional to $O(n)$ after we threshold each T_i .
- Applying $R_{\lfloor W \rfloor}^{-1} L_{\lfloor W \rfloor}^{-1}$ also takes linear time by using sparse backward and forward substitution algorithm, along with the hierarchical matrix algebra or HSS matrix for the two tangential submatrices.

Putting these together shows that the application cost of the preconditioner scales like $O(n \log n)$.

3. NUMERICAL RESULTS

The proposed preconditioner is implemented in Matlab. The numerical results in this section are obtained on a desktop computer with a 3.60GHz CPU. Numerical tests are carried out for two domains shown in Figure 3.

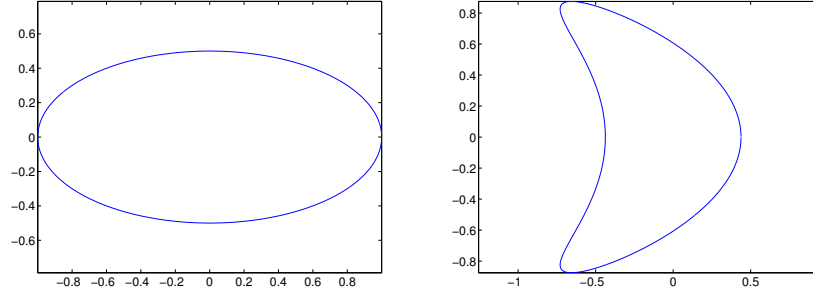


FIGURE 3. The two scatterers used in the numerical tests.
(a) an ellipse. (b) a bean-shaped object.

In these experiments, we discretize the domain boundary using the Nyström method with $p = 8$ points per wavelength. The Chebyshev grid size m_c used to construct e_{ij} is set to be 10. The boundary condition for both the Dirichlet and Neumann problems are obtained by considering an incoming plane wave pointing towards the positive x direction in \mathbb{R}^2 .

For the iterative solution of the linear system, we use GMRES with relative tolerance equal to 10^{-6} and restart number equal to 80. For the matrix-vector multiplication routine in the iterative solver, the fast algorithm described in [30] is used.

We first consider the Dirichlet problem of sound-soft scattering. The results for the two domains are reported in Tables 1 and 2, where

- T_s is the setup time of the preconditioner in seconds,
- T_a is the application time of the preconditioner in seconds,
- T_m is the matrix-vector multiplication time using the algorithm from [30],
- n_p is the iteration number of the iterative solver when the preconditioner is used, and finally,
- n_n is the iteration number without any preconditioning.

The ratio T_a/T_m is a good indicator of computation cost of applying the preconditioner, while n_p/n_n shows the effectiveness of the preconditioner.

The results show that the setup time of the preconditioner is typically equivalent to a couple of fast matrix-vector multiplications, while the application time of the preconditioner is much lower. Therefore, the cost of applying the preconditioner is almost negligible during the iterative solution.

ω	n	T_s	T_a	T_m	n_p	n_n
5.3e+03	3.3e+04	5.3e+00	2.4e-02	1.5e+00	14	47
2.1e+04	1.3e+05	2.5e+01	7.4e-02	6.3e+00	16	71
8.5e+04	5.2e+05	1.5e+02	3.7e-01	2.8e+01	19	114

TABLE 1. Numerical results of the sound-soft scattering for the ellipse.

ω	n	T_s	T_a	T_m	n_p	n_n
5.2e+03	3.3e+04	5.3e+00	1.0e-02	1.8e+00	14	50
2.1e+04	1.3e+05	2.2e+01	5.6e-02	7.7e+00	16	74
8.3e+04	5.2e+05	9.2e+01	3.2e-01	3.3e+01	18	118

TABLE 2. Numerical results of the sound-soft scattering for the bean-shaped object.

Second, the iteration number of the preconditioned system is significantly lower than the one of the unpreconditioned system. More importantly, the iteration number of the former scales like $O(\log \omega)$, thus almost frequency-independent.

Next, we consider the Neumann problem of sound-hard scattering. The results for the two domains are reported in Tables 3 and 4. The results are qualitatively similar to the one for the Dirichlet problem and demonstrate the effectiveness of the preconditioner for the sound-hard scattering problem.

ω	n	T_s	T_a	T_m	n_p	n_n
5.3e+03	3.3e+04	7.3e+00	1.3e-02	1.5e+00	15	38
2.1e+04	1.3e+05	3.1e+01	8.2e-02	6.4e+00	19	56
8.5e+04	5.2e+05	1.7e+02	4.2e-01	2.8e+01	23	81

TABLE 3. Numerical results of the sound-hard scattering for the ellipse.

ω	n	T_s	T_a	T_m	n_p	n_n
5.2e+03	3.3e+04	7.3e+00	1.7e-02	1.9e+00	15	36
2.1e+04	1.3e+05	2.9e+01	4.7e-02	7.7e+00	18	51
8.3e+04	5.2e+05	1.2e+02	2.9e-01	3.4e+01	22	72

TABLE 4. Numerical results of the sound-hard scattering for the bean-shaped object.

4. CONCLUSION

This paper presented the directional preconditioner for the combined field integral equations (CFIEs) of high frequency acoustic obstacle scattering in 2D. The main idea is to construct a data-sparse approximation of the linear operator, transform it into an approximate sparse linear system, and form an approximate inverse using efficient sparse and hierarchical linear algebra algorithms.

We have assumed that the boundary is discretized with an equally spaced set of discretization points. For non-equally spaced points, the construction goes through as well, except that the FFT has to be replaced with non-uniform FFTs. As a result, some of the scatterer-independent precomputation can become dependent on the discretization pattern.

A major part of future work is to extend this approach to 3D scatterers. While the main idea should work, the lack of equally-spaced discretization for general surfaces pose a clear challenge for this approach.

One potential long term goal is to construct a direct solver for the boundary integral equations of the obstacle scattering problem. It is not clear at this point whether such a direct solver even exists. However, this paper can be viewed a first step of exploring in this direction.

One important ingredient of our approach is to transform a dense oscillatory matrix to a sparse one. Once it is in a sparse form, we can leverage the amazing power of sparse linear algebra algorithms. While traditionally there is relatively little overlap between the work in integral equations and the one in sparse linear algebra, this work hints at fruitful exchange of ideas between these two fields.

REFERENCES

- [1] F. Alouges, S. Borel, and D. P. Levadoux, *A stable well-conditioned integral equation for electromagnetism scattering*, J. Comput. Appl. Math. **204** (2007), no. 2, 440–451. MR2324471 (2008f:78009)
- [2] X. Antoine, A. Bendali, and M. Darbas, *Analytic preconditioners for the electric field integral equation*, Internat. J. Numer. Methods Engrg. **61** (2004), no. 8, 1310–1331. MR2095317 (2005e:78014)
- [3] X. Antoine and M. Darbas, *Alternative integral equations for the iterative solution of acoustic scattering problems*, Quart. J. Mech. Appl. Math. **58** (2005), no. 1, 107–128. MR2136972 (2005k:76118)
- [4] Xavier Antoine and Marion Darbas, *Generalized combined field integral equations for the iterative solution of the three-dimensional Helmholtz equation*, M2AN Math. Model. Numer. Anal. **41** (2007), no. 1, 147–167. MR2323695 (2008c:76092)
- [5] A. Averbuch, E. Braverman, R. Coifman, M. Israeli, and A. Sidi, *Efficient computation of oscillatory integrals via adaptive multiscale local Fourier bases*, Appl. Comput. Harmon. Anal. **9** (2000), no. 1, 19–53. MR1766715 (2001e:65234)
- [6] S. Börm, L. Grasedyck, and W. Hackbusch, *Hierarchical matrices*, 2006. Max-Planck-Institute Lecture Notes.
- [7] B. Bradie, R. Coifman, and A. Grossmann, *Fast numerical computations of oscillatory integrals related to acoustic scattering. I*, Appl. Comput. Harmon. Anal. **1** (1993), no. 1, 94–99. MR1256529

- [8] Oscar Bruno, Tim Elling, and Catalin Turc, *Regularized integral equations and fast high-order solvers for sound-hard acoustic scattering problems*, Internat. J. Numer. Methods Engrg. **91** (2012), no. 10, 1045–1072. MR2969771
- [9] Francis X. Canning, *Sparse approximation for solving integral equations with oscillatory kernels*, SIAM J. Sci. Statist. Comput. **13** (1992), no. 1, 71–87. MR1145176 (92h:65196)
- [10] Snorre H. Christiansen and Jean-Claude Nédélec, *A preconditioner for the electric field integral equation based on Calderon formulas*, SIAM J. Numer. Anal. **40** (2002), no. 3, 1100–1135. MR1949407 (2003m:65235)
- [11] David Colton and Rainer Kress, *Inverse acoustic and electromagnetic scattering theory*, Third, Applied Mathematical Sciences, vol. 93, Springer, New York, 2013. MR2986407
- [12] E. Corona, P.-G. Martinsson, and D. Zorin, *An $O(N)$ Direct Solver for Integral Equations on the Plane*, ArXiv e-prints (March 2013), available at [1303.5466](#).
- [13] Laurent Demanet and Lexing Ying, *Wave atoms and sparsity of oscillatory patterns*, Appl. Comput. Harmon. Anal. **23** (2007), no. 3, 368–387. MR2362408 (2009c:42079)
- [14] ———, *Scattering in flatland: efficient representations via wave atoms*, Found. Comput. Math. **10** (2010), no. 5, 569–613. MR2673429 (2011f:65308)
- [15] Hai Deng and Hao Ling, *Fast solution of electromagnetic integral equations using adaptive wavelet packet transform*, Antennas and Propagation, IEEE Transactions on **47** (1999Apr), no. 4, 674–682.
- [16] ———, *On a class of predefined wavelet packet bases for efficient representation of electromagnetic integral equations*, Antennas and Propagation, IEEE Transactions on **47** (1999Dec), no. 12, 1772–1779.
- [17] Roland W. Freund, *A transpose-free quasi-minimal residual algorithm for non-hermitian linear systems*, SIAM J. Sci. Comput. **14** (March 1993), no. 2, 470–482.
- [18] W.L. Golik, *Wavelet packets for fast solution of electromagnetic integral equations*, Antennas and Propagation, IEEE Transactions on **46** (1998May), no. 5, 618–624.
- [19] K. L. Ho and L. Ying, *Hierarchical interpolative factorization for elliptic operators: integral equations*, ArXiv e-prints (July 2013), available at [1307.2666](#).
- [20] Daan Huybrechs and Stefan Vandewalle, *A two-dimensional wavelet-packet transform for matrix compression of integral equations with highly oscillatory kernel*, J. Comput. Appl. Math. **197** (2006), no. 1, 218–232. MR2256063 (2007k:65228)
- [21] R. Kress, *Minimizing the condition number of boundary integral operators in acoustic and electromagnetic scattering*, Quart. J. Mech. Appl. Math. **38** (1985), no. 2, 323–341. MR788479 (86g:76021)
- [22] Rainer Kress, *Linear integral equations*, Third, Applied Mathematical Sciences, vol. 82, Springer, New York, 2014. MR3184286
- [23] P. G. Martinsson and V. Rokhlin, *A fast direct solver for boundary integral equations in two dimensions*, J. Comput. Phys. **205** (2005), no. 1, 1–23. MR2132300 (2005k:65292)
- [24] ———, *A fast direct solver for scattering problems involving elongated structures*, J. Comput. Phys. **221** (2007), no. 1, 288–302. MR2290575 (2008b:65136)
- [25] Jean-Claude Nédélec, *Acoustic and electromagnetic equations*, Applied Mathematical Sciences, vol. 144, Springer-Verlag, New York, 2001. Integral representations for harmonic problems. MR1822275 (2002c:35003)
- [26] Youcef Saad and Martin H. Schultz, *GMRES: a generalized minimal residual algorithm for solving nonsymmetric linear systems*, SIAM J. Sci. Statist. Comput. **7** (1986), no. 3, 856–869. MR848568 (87g:65064)
- [27] Yousef Saad, *Iterative methods for sparse linear systems*, Second, Society for Industrial and Applied Mathematics, Philadelphia, PA, 2003. MR1990645 (2004h:65002)

- [28] O. Steinbach and W. L. Wendland, *The construction of some efficient preconditioners in the boundary element method*, Adv. Comput. Math. **9** (1998), no. 1-2, 191–216. Numerical treatment of boundary integral equations. MR1662766 (99j:65219)
- [29] Jianlin Xia, Shivkumar Chandrasekaran, Ming Gu, and Xiaoye S. Li, *Fast algorithms for hierarchically semiseparable matrices*, Numer. Linear Algebra Appl. **17** (2010), no. 6, 953–976. MR2759603 (2012c:65051)
- [30] Lexing Ying, *Fast directional computation of high frequency boundary integrals via local FFTs*, 2014. Preprint, Stanford University.

DEPARTMENT OF MATHEMATICS AND INSTITUTE FOR COMPUTATIONAL AND MATHEMATICAL ENGINEERING, STANFORD UNIVERSITY, STANFORD, CA 94305
E-mail address: `lexing@math.stanford.edu`