

GRAVITATIONAL WAVES FROM THE COLLISION OF TIDALLY DISRUPTED STARS WITH MASSIVE BLACK HOLES

WILLIAM E. EAST

Kavli Institute for Particle Astrophysics and Cosmology, Stanford University, SLAC National Accelerator Laboratory, Menlo Park, California 94025, USA

Draft version November 8, 2018

ABSTRACT

We use simulations of hydrodynamics coupled to full general relativity to investigate the gravitational waves produced by a star colliding with a massive black hole when the star's tidal disruption radius lies far outside the black hole horizon. We consider both main-sequence and white-dwarf compaction stars, and non-spinning black holes, as well as those with near-extremal spin. We study the regime in between where the star can be accurately modeled by a point-particle, and where tidal effects completely suppress the gravitational wave signal. We find that non-negligible gravitational waves can be produced even when the star is strongly affected by tidal forces, as well as when it collides with large angular momentum. We discuss the implications these results have for the potential observation of gravitational waves from these sources with future detectors.

Subject headings: black hole physics—gravitation—gravitational waves

1. INTRODUCTION

One exciting prospect for upcoming transient surveys is the possibility of detecting numerous tidal disruption events resulting from a star being pulled apart by a massive black hole (BH) and then accreted. There have already been a number of candidate observations of such events across the electromagnetic spectrum (Bade et al. 1996; Komossa & Greiner 1999; Gezari et al. 2003, 2006, 2008; Cappelluti et al. 2009; van Velzen et al. 2011; Bloom et al. 2011; Levan et al. 2011; Zauderer et al. 2011; Cenko et al. 2012a,b; Gezari et al. 2012), and with the large number of expected future observations (van Velzen et al. 2011), there is a hope that we will be able use such events to probe the strong-field gravity of massive BHs. These transients could occur not only for main-sequence stars falling into supermassive BHs, but also possibly for white dwarfs falling into intermediate-mass BHs (Irwin et al. 2010; Krolik & Piran 2011; Shcherbakov et al. 2013). However, complementing the events producing these electromagnetic transients, there will be a population of stars launched on orbits without enough angular momentum to avoid being swallowed by the BH. To get a rough idea of the relative rates, we can assume that the stars filling the BH loss cone have negligible orbital energy compared to their kinetic energy when orbiting near the BH, and that the differential rate $d\Gamma$ of stars with specific orbital angular momentum \tilde{L} obeys $d\Gamma \propto d(\tilde{L}^2)$ (Frank & Rees 1976; Kesden 2012). For a non-spinning BH, parabolic orbits with $\tilde{L} < \tilde{L}_{\text{cap}} = 4M_{\text{BH}}$ (where M_{BH} is the mass of the BH and we use geometric units $G = c = 1$ throughout, unless otherwise stated) fall into the BH horizon. If we take the Newtonian estimate for the tidal disruption radius $r_T = R_*(M_{\text{BH}}/M_*)^{1/3}$ for a star of mass M_* , and radius R_* , then the angular momentum of a Newtonian parabolic orbit with a periastron equal to r_T is $\tilde{L}_T^2 = 2M_{\text{BH}}^{4/3}R_*/M_*^{1/3}$. Hence, the proportion of di-

rect captures to those where the star is disrupted, but not captured, is given by $f = (\tilde{L}_T^2/\tilde{L}_{\text{cap}}^2 - 1)^{-1}$ where $\tilde{L}_{\text{cap}}^2/\tilde{L}_T^2 = 8(M_{\text{BH}}/M_*)^{2/3}(M_*/R_*)$. So for a supermassive BH with $M_{\text{BH}} = 10^6 M_\odot$ and a star with solar mass and compaction, $M_*/R_* = 2 \times 10^{-6}$, the ratio of collisions to disruption events is ~ 0.2 .

A star colliding with a massive BH will most likely not produce an observable electromagnetic transient. However, such an event can produce gravitational waves (GWs). Gravitational waves can also be produced by a star as it passes through periastron and is disrupted in a non-merging encounter (Kobayashi et al. 2004; Haas et al. 2012; Cheng & Evans 2013), or potentially by the rebound of a tidally compressed star (Guillochon et al. 2009; Stone et al. 2013). However, such signals will in general be weaker. In addition, the merger-ringdown signal from a collision event, if detected, directly reveals the mass and spin of the BH (Berti et al. 2006). The ringdown frequency of supermassive BHs with masses $M_{\text{BH}} \sim 10^5 - 10^8 M_\odot$ falls in the frequency band of a space-based LISA-like GW instrument, while BHs with masses $M_{\text{BH}} \lesssim 10^3 M_\odot$ fall in the band of LIGO (Abramovici et al. 1992) and other similar ground-based detectors.

However, there are several reasons such gravitational wave signals may be difficult to detect at large distances. To begin with, for an extreme-mass-ratio system the amplitude of the gravitational wave is proportional to the mass ratio (for fixed total mass). For extreme-mass-ratio inspirals of compact objects, considered a promising source for a LISA-like gravitational wave detector (Amaro-Seoane et al. 2007), the system merges slowly through radiation reaction, and hence spends many wave cycles orbiting the BH. But in the collision case, the timescale of the merger is just set by the mass of the black hole and is much shorter. Perhaps more importantly for the viability of these signals, there is the issue that as a star is pulled apart by tidal forces, and its radius becomes comparable to that of the BH, the gravitational

radiation it produces will be suppressed compared to a point particle of the same mass (Haugan et al. 1982).

It is the purpose of this paper to investigate the details of the gravitational wave signal produced by a star undergoing tidal disruption while colliding with a massive black hole. For stars whose radii are small compared to that of the BH, and whose tidal disruption radius does not lie outside the BH horizon, we expect the gravitational waveform to be essentially identical to that of an equivalent point-particle. However, when tidal forces disperse the star’s mass enough so that the different mass elements of the star no longer excite gravitational radiation from the black hole coherently, the signal becomes significantly suppressed. In Haugan et al. (1982), this was demonstrated by estimating the energy in gravitational radiation from the head-on collision of a star with a black hole using black hole perturbation theory and modeling the star as a sphere of dust particles undergoing free fall from the nominal tidal disruption radius.

In this work, we are interested in studying the details of gravitational wave production in the intermediate regime, between when the star can be treated as a point-particle, and when it can be treated as a ball of dust. We make use of recently developed techniques in the simulation of full general-relativity coupled to hydrodynamics in the extreme-mass-ratio regime in order to take into account both the star’s self-gravity and gravitational perturbation, as well as the strong-field effects of the BH on the hydrodynamics of the star. These methods allow us to self-consistently compute the full GW signal, including the ringdown of the perturbed BH. Besides considering head-on collisions with non-spinning and spinning BHs, we also consider collisions with non-zero angular momentum. Angular momentum can significantly enhance the amplitude of the GW produced. In fact, for a point-particle, the energy in GWs formally diverges as $\tilde{L} \rightarrow \tilde{L}_{\text{cap}}$ since the corresponding geodesic circles the BH an infinite number of times at the innermost stable orbit (thus signaling that back-reaction effects must be taken into account). For the star-BH system, it is thus of interest to investigate when finite size effects will be important in order to determine whether these events might eventually constitute viable GW sources.

The remainder of this paper is as follows. We outline our numerical methods for accurately evolving the Einstein-hydrodynamic equations in Sec. 2, and describe the different cases we simulate in Sec. 3. We present the results of these simulations in Sec. 4 where we find that non-negligible GW radiation can be produced well into the regime where tidal effects are important, both for head-on collisions, as well as those with significant angular momentum. In Sec. 5 we compare the simulations to a simple model based on geodesics which we find explains the main features of the simulations well and can be used to generalize the results. We briefly comment on the detectability of these gravitational wave signals in Sec. 6, and discuss the implications of these results and conclude in Sec. 7.

2. NUMERICAL METHODS AND SETUP

In order to study the gravitational wave signal produced by the collision of a star with a massive black hole, we perform simulations of hydrodynamics coupled

to the Einstein field equations using the code described in East et al. (2012a). To accurately evolve the star’s small contribution to the spacetime metric, without it being washed out by truncation error from the dominant black hole solution, we use the background error subtraction technique (BEST) developed in East & Pretorius (2013). BEST exploits the fact that the isolated black hole solution is a known, exact solution to the field equations, in order to explicitly subtract out its contribution to the truncation error for our particular numerical scheme. This method was shown to allow the accurate evolution of systems with mass ratios up to 8×10^6 . To minimize advection error we also perform the simulation in the rest frame of the star as in East & Pretorius (2013). For the subset of cases considered below that are head-on collisions, we use the axisymmetry of the setup to restrict the computational domain to the half-plane using a modified version of the Cartoon method (Alcubierre et al. 2001) as described in Pretorius (2005).

We model the stars as Tolman-Oppenheimer-Volkoff solutions with a gamma law equation of state with $\Gamma = 5/3$. The initial star profiles are taken to be polytropic, though we allow for shock heating during the evolution. To represent a main-sequence star we choose such a polytropic solution with compaction $M_*/R_* = 2 \times 10^{-6}$, while for a white dwarf we choose $M_*/R_* = 2.5 \times 10^{-4}$. We begin the simulation with the star outside its tidal disruption radius (at $d = 200M_{\text{BH}}$ and $100M_{\text{BH}}$ for the head-on main-sequence star and white dwarf cases, respectively, and $d = 1.2r_T$ for the 3D cases) and choose the initial velocity of the star based on the geodesic of the black hole spacetime with the corresponding orbital energy and angular momentum. For all the cases considered below we assume that the star has zero orbital energy, i.e. it is marginally unbound.

For the black hole solution we use harmonic coordinates (Cook & Scheel 1997) for the non-spinning cases below; however, for the spinning cases we use Kerr-Schild coordinates since this solution is better behaved in the near-extremal-spin limit. Consistent initial data for the combined black hole-star system is found by solving the constraint equations using the code described in East et al. (2012b).

In order to measure the gravitational wave signal we use the metric to calculate the Newman-Penrose scalar Ψ_4 at a radius of $r = 100M_{\text{BH}}$ from the center of mass. We decompose Ψ_4 into spin weight -2 spherical harmonics labeled by ℓ and m . We note that for axisymmetric cases only the $m = 0$ components are non-zero.

The simulations make use of adaptive mesh refinement based on truncation error. Most of the simulations described here have up to eight levels of mesh refinement with a 2 : 1 refinement ratio and a resolution of $\approx 0.01M_{\text{BH}}$ on the finest level (for the one $M_{\text{BH}}/M_* = 2 \times 10^6$ case we add one additional level) and a resolution of $1.2M_{\text{BH}}$ in the wave zone. In Fig. 1 we also show the gravitational waveforms from simulations with higher (1.5 times) and lower (≈ 0.8 times) resolution to demonstrate the expected second-order convergence and to indicate the level of truncation error. For the 3D simulations, the resolution is equivalent to this lower value, and since the same coordinates, etc., are used, the trun-

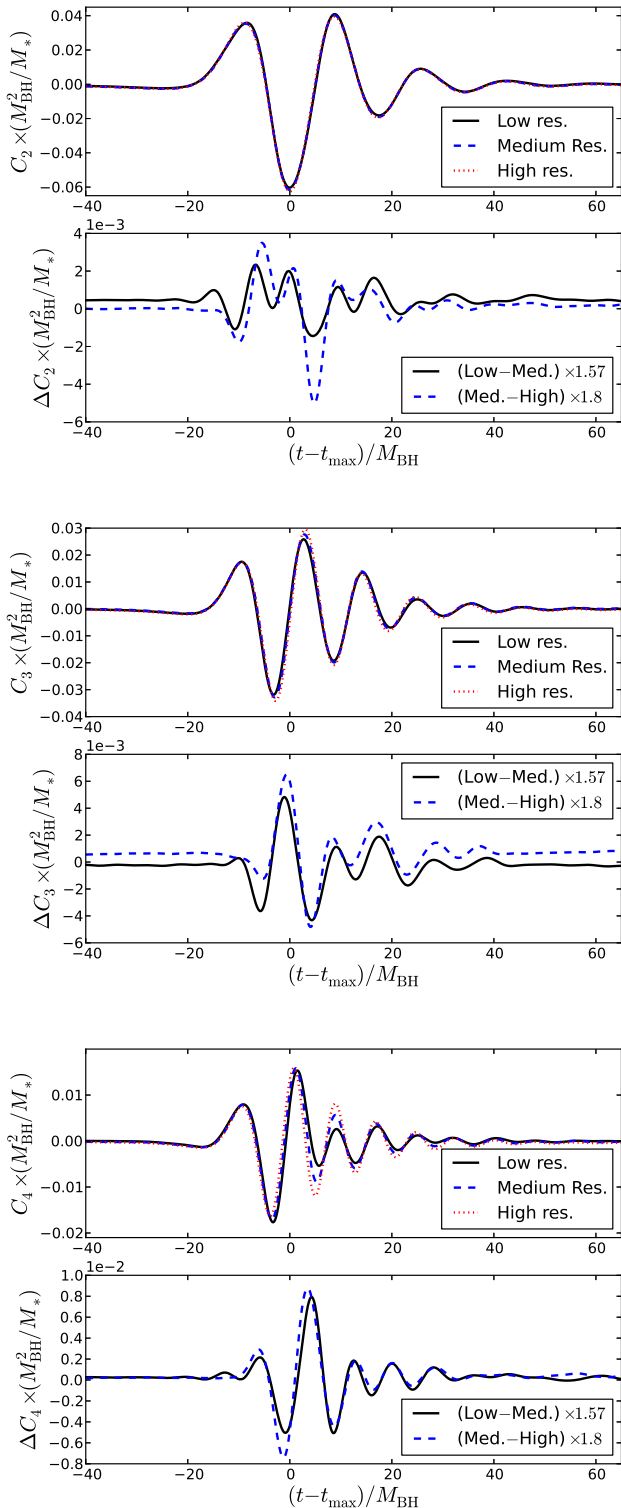


FIG. 1.— From top to bottom, the $\ell = 2, 3$, and 4 (with $m = 0$) spin weight -2 spherical harmonics of $r\Psi_4$ from a non-spinning, $M_{\text{BH}}/M_* = 10^6$, head-on collision simulation performed at three resolutions. In each case the lower panel shows the difference between the different resolutions, scaled assuming second-order convergence.

cation error is comparable.

3. CASES

Because of the computational expense of the 3D cases, we restrict most of our simulations to head-on collisions. We consider the head-on collisions of main-sequence stars with non-spinning BHs with mass ratios $M_{\text{BH}}/M_* = 1, 0.5, 0.25$, and 0.125×10^6 . The main-sequence star has a nominal Newtonian tidal disruption radius of $r_T/M_{\text{BH}} = 50 (M_*/M_{\text{BH}} \times 10^6)^{2/3}$. (We note that in geometric units $10^6 M_\odot$ is equivalent to $\approx 1.5 \times 10^6$ km or ≈ 5 s.) In order to probe any effects of BH spin, we also consider the collisions of main-sequence stars with BHs with dimensionless spin $a = 0.99$, where the spin and collision axes are aligned. For the spinning cases, which have more high-frequency power, we consider a slightly higher range of mass ratios given by $M_{\text{BH}}/M_* = 2, 1, 0.5$, and 0.25×10^6 . We also study the head-on collisions of a white dwarf with a non-spinning black hole with mass ratios $M_{\text{BH}}/M_* = 4, 2, 1$, and 0.5×10^3 . The white dwarf has a nominal Newtonian tidal disruption radius of $r_T/M_{\text{BH}} = 40 (M_*/M_{\text{BH}} \times 10^3)^{2/3}$. Finally, we consider two of the more computationally expensive non-zero-angular-momentum collisions of a main-sequence star and a non-spinning BH with $M_{\text{BH}}/M_* = 10^6$. These cases have a reduced orbital angular momentum of $\tilde{L}/M_{\text{BH}} = 2$ and 3.5, which should be compared to the maximum angular momentum for the star to fall into the BH of $\tilde{L}_{\text{cap}}/M_{\text{BH}} = 4$. We do not consider the case with $\tilde{L} = \tilde{L}_{\text{cap}}$ because tidal pancaking makes these simulations more computationally challenging, though we will argue in Sec. 5 that decoherence is expected to strongly suppress the GW radiation in this case.

4. RESULTS

4.1. Main-sequence stars

For star-BH collisions with low orbital angular momentum, the gravitational waveform will be dominated by the merger of the star with the BH, followed by the quasi-normal mode (QNM) ringing of the perturbed BH post-merger. In Fig. 2, we show the first three spherical harmonics of Ψ_4 from the head-on collisions of main-sequence stars with a black hole, scaled with the mass ratio so that they would agree in the point-particle limit. For $M_{\text{BH}}/M_* \geq 10^6$ the waveform agrees to within a few percent (roughly comparable to the truncation error – see Fig. 1) with the point-particle prediction which gives an energy in GWs of $E_{\text{GW}} = 0.0104 M_*^2/M_{\text{BH}}$ (Davis et al. 1971). Below this mass ratio, the gravitational radiation begins to be suppressed. However, even at $M_{\text{BH}} = 2.5 \times 10^5 M_*$ the amplitude of the dominant $l = 2$ mode is still $\sim 1/3$ the point-particle value. We emphasize that the waveforms are shown scaled by the mass ratio, and for a fixed value of M_{BH} the amplitude of the $M_{\text{BH}} = 2.5 \times 10^5 M_*$ simulation is in fact larger than the $M_{\text{BH}} = 10^6 M_*$. In the lower panels of Fig. 2 we can see that the higher harmonics are slightly more suppressed at smaller mass ratios, which can be related to the fact that higher ℓ QNMs are at slightly higher frequencies (e.g., the least-damped QNM mode frequencies are $\omega_{\text{QNM}} M_{\text{BH}} = 0.37, 0.60$, and 0.81 for $l = 2, 3$, and 4 ($m = 0$) respectively (Berti et al. 2006)) and are thus more easily suppressed when the differential timescale

over which the different mass elements of the star merge with the BH is comparable to M_{BH} .

In the top panel of Fig. 3, we show the GW power spectrum for the same cases as in Fig. 2. The low frequency GW power comes from the star falling into the BH at large distances, while the spectrum peaks at around the BH’s dominant QNM frequency, and falls off rapidly above. From this figure it is apparent that with decreasing mass ratio, and hence increasing tidal radius, more and more of the higher frequency power is suppressed. This results in the peak power shifting to lower frequencies.

We also perform the same simulations as above, but with a BH with dimensionless spin $a = 0.99$. We note that in order to preserve the axisymmetry of the simulation we consider the case where the collision axis and the spin axis are aligned. In the point-particle limit, this setup results in 1.65 times as much energy in GWs as the non-spinning case (Nakamura & Sasaki 1982), though only 0.4 times as much energy as in the case where the spin and collision axes are perpendicular (Kojima & Nakamura 1983b). In Fig. 4 and the middle panel of Fig. 3, we show, respectively, the gravitational waveforms and power spectra for these simulations. These figures illustrate that the merger-ringdown of a highly spinning BH has additional power at higher frequencies. The behavior with mass ratio is similar to the non-spinning case, though in this case the GW energy in the $M_{\text{BH}}/M_* = 10^6$ case is slightly more suppressed at $\approx 85\%$ of the point-particle prediction. Comparing to the higher mass ratio $M_{\text{BH}}/M_* = 2 \times 10^6$ case, we can see that the former case is missing energy at higher frequencies, and that in particular the higher ℓ modes (which resonant at higher frequencies) are noticeably suppressed.

Coherent merger-ringdown GW signals are possible not only for head-on star-BH collisions, but also for those with non-negligible angular momentum. In Fig. 5 we show the dominant $\ell = m = 2$ component of the waveform for two cases with reduced angular momentum $\tilde{L}/M_{\text{BH}} = 2$ and 3.5. These two cases have $E_{\text{GW}} M_{\text{BH}}/M_*^2 \approx 0.039$ and 0.19, respectively, which correspond to $\sim 90\%$ and $\sim 75\%$ of the point-particle prediction. With increasing angular momentum, the waveform amplitude increases and begins to show evidence of “whirling” behavior before plunging into the BH. Figure 6 shows snapshots of the star’s fluid density from these cases shortly before collision. As can be seen, with increasing angular momentum, the star also becomes more stretched out in the orbital plane, though denser at its center due to being compressed in the perpendicular direction. However, for $\tilde{L}/M_{\text{BH}} = 3.5$, the star’s size is still comparable to the BH’s. In Sec. 5 we estimate how much closer to \tilde{L}_{cap} the star may be able to coherently excite GWs.

4.2. White dwarfs

For the collision of white dwarfs with massive BHs, we find qualitatively similar behavior to the main-sequence star cases around the transition from mass ratios which can be treated as close to point particles, to those where decoherence is important. This can be seen in Fig. 7 and the bottom panel of Fig. 3. When scaled appropriately by the mass ratio, the waveform from the $M_{\text{BH}}/M_* = 4 \times 10^3$

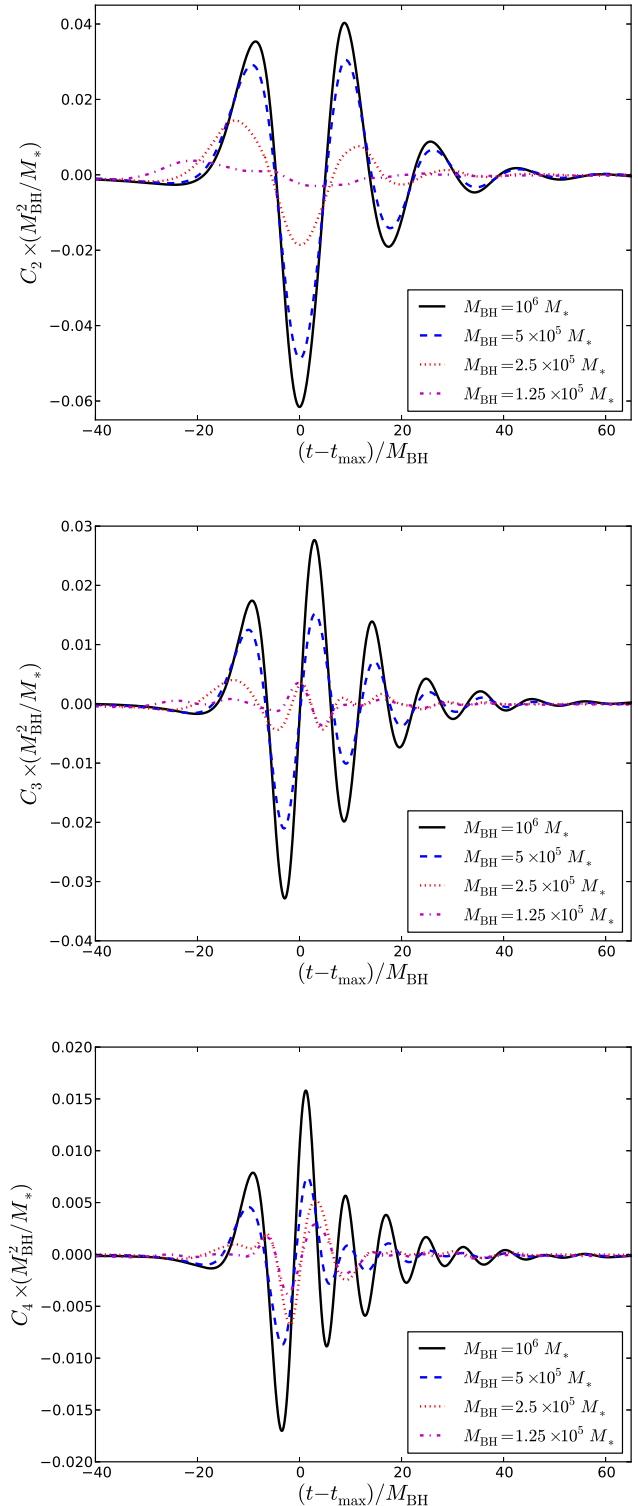


FIG. 2.— From top to bottom, the $\ell = 2, 3$, and 4 (with $m = 0$) spin weight -2 spherical harmonics of $r\Psi_4$ for the head-on collision of a main-sequence star and a non-spinning BH for various mass ratios. The amplitude has been scaled so that the curves would align in the point-particle limit. Here t_{max} is the time when the $\ell = 2$ amplitude is maximum for the largest mass ratio case.

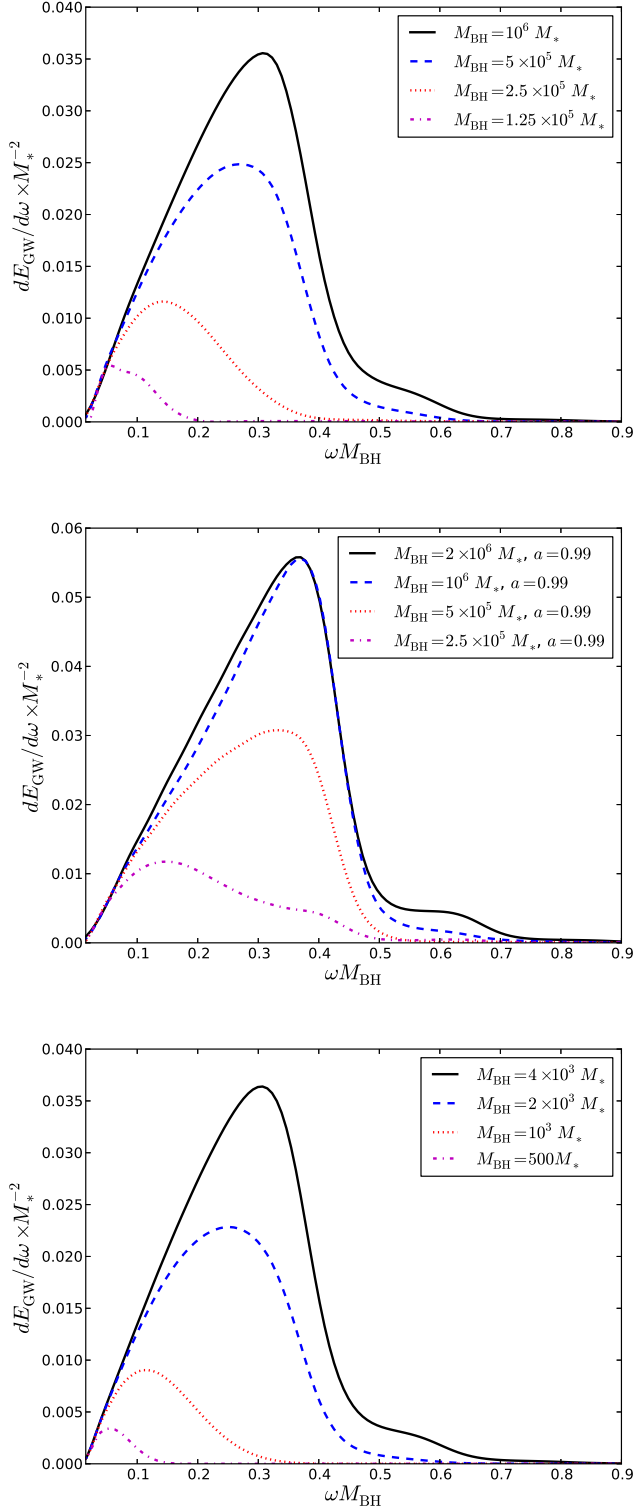


FIG. 3.— Gravitational wave power spectrum (scaled so that the curves would agree in the point-particle limit) from the head-on collision of a star and BH. From top to bottom, we show results for a main-sequence star and a non-spinning BH, a main-sequence star and an $a = 0.99$ BH, and a white dwarf and a non-spinning BH, all for various mass ratios.

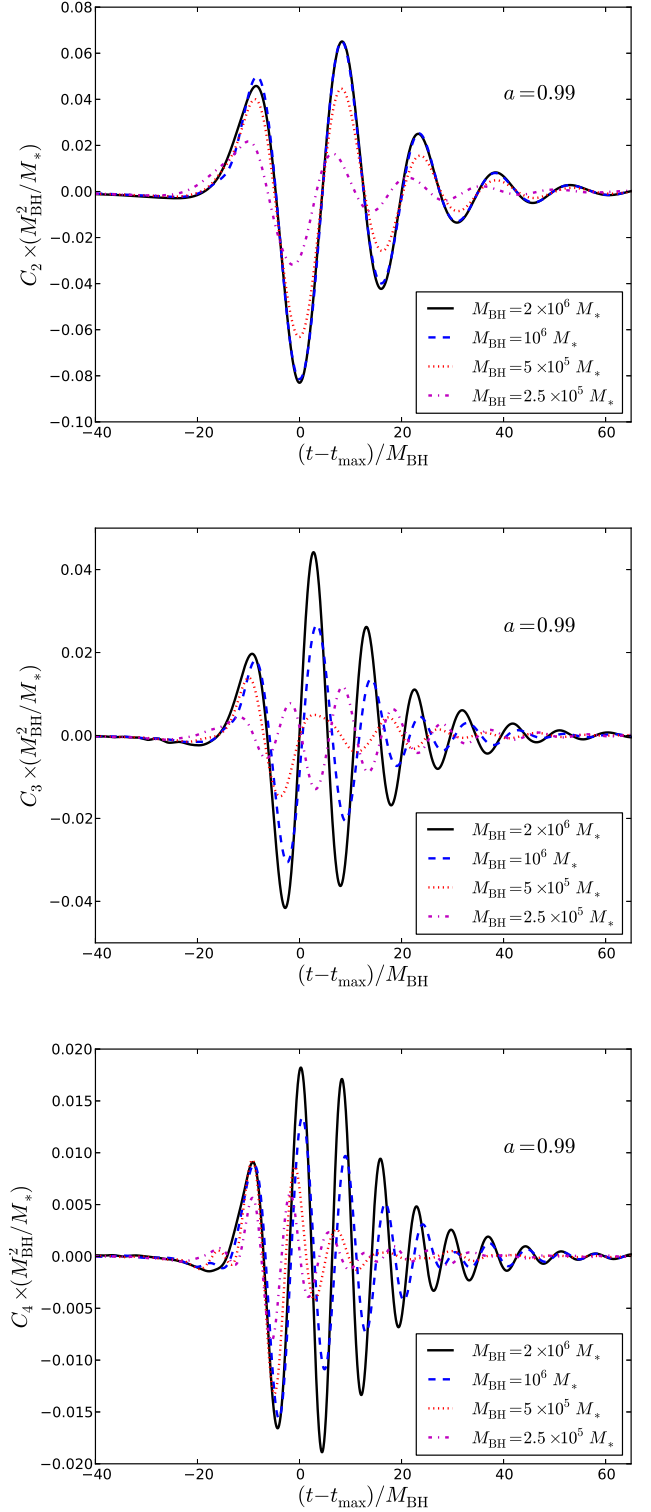


FIG. 4.— Same as Fig. 2, but for the head-on collision of a main-sequence star and a BH with dimensionless spin $a = 0.99$.

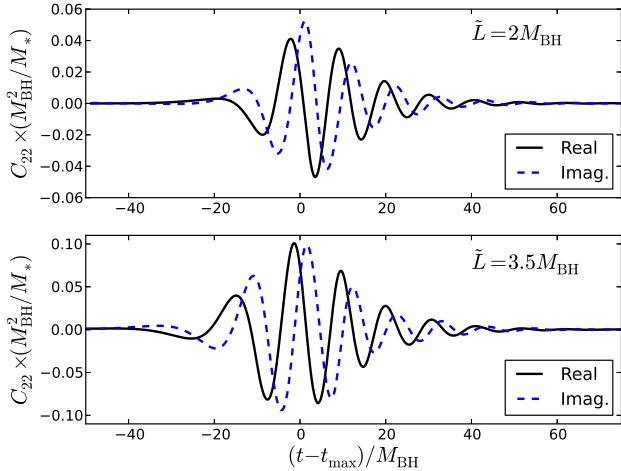


FIG. 5.— The $\ell = m = 2$ spin weight -2 spherical harmonic of $r\Psi_4$ for the collision of a main-sequence star and a BH with $M_{\text{BH}}/M_* = 10^6$ and $\tilde{L}/M_{\text{BH}} = 2$ (top) and 3.5 (bottom).

case is almost identical to the $M_{\text{BH}}/M_* = 10^6$ main-sequence star case (and hence also the point-particle prediction). For smaller mass ratios, this is no longer true. The $M_{\text{BH}}/M_* = 2 \times 10^3$ and $M_{\text{BH}}/M_* = 10^3$ cases have, respectively, $\approx 65\%$ and $\approx 15\%$ the energy in GWs (scaled by M_{BH}^2/M_*) as the $M_{\text{BH}}/M_* = 4 \times 10^3$ case. Compared to the main-sequence star simulations, the suppression of GW energy due to finite size effects not only sets in at smaller mass ratios (since the white dwarf is more compact) but also at somewhat smaller values of the tidal disruption radius. This is because for the white-dwarf compaction used here, the white dwarf's unperturbed size is comparable to the radius of the BH at smaller values of r_T . This can be seen in Fig. 8 where we show snapshots of the white-dwarf density around the time of collision for the $M_{\text{BH}}/M_* = 2 \times 10^3$ and 4×10^3 cases.

5. GEODESIC MODEL OF TIDAL DISRUPTION

In order to compare to the results from the full simulations, and in order to generalize them to cases that were not run, we can construct a simple model based on geodesics of an isolated BH spacetime along the lines considered in Haugan et al. (1982); Kesden (2012). Corresponding to a star with radius R_* and tidal disruption radius r_T , we consider a set of equatorial geodesics parameterized by an angle θ with initial positions $(x, y) = (x_c + R_* \cos \theta, y_c + R_* \sin \theta)$ where $\sqrt{x_c^2 + y_c^2} = r_T$ and all with the same initial velocity given by the trajectory of the star's center of mass at $r = r_T$. Then we can compute the time Δt_{geo} it takes for these geodesics to cross the BH light-ring compared to the center-of-mass geodesic. We ignore non-equatorial orbits since tidal forces will flatten the star in the direction perpendicular to the orbital plane. This simplistic model of course ignores the dynamics of the disruption process and assumes that the combined effects of the star's self-gravity and pressure support can be ignored for $r \leq r_T$, while for $r > r_T$ tidal effects can be completely ignored. It also does not capture the distribution of the star's mass, which in general

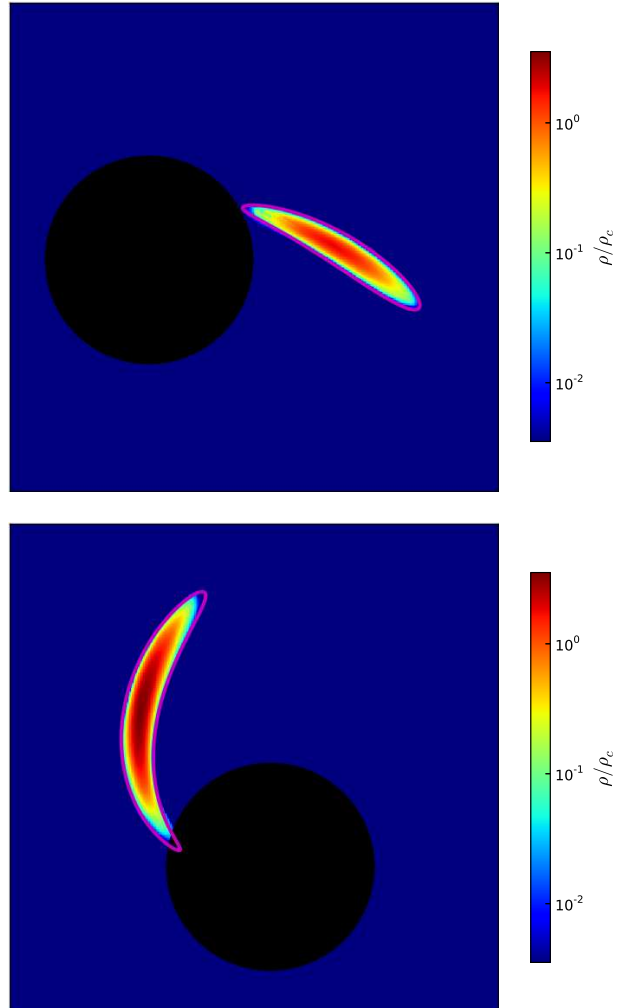


FIG. 6.— Snapshots of rest mass density (in units of the initial central density of the star) in the orbital plane around the time that the star's center of mass crosses the BH's light ring from simulations with main-sequence stars, $M_{\text{BH}}/M_* = 10^6$, and $\tilde{L}/M_{\text{BH}} = 2$ (top), and 3.5 (bottom). Also shown is the position of the set of geodesics from the corresponding model described in Sec. 5 (magenta outline) at the same time as the simulation snapshot.

will be centrally condensed. In addition, we note that the quantity Δt_{geo} is coordinate dependent (here we use harmonic coordinates as in the simulations). Nevertheless, we find that this model captures the main features of the simulation results.

As an initial point of comparison, in Figs. 6 and 8, along with the density from the full simulation results at approximately the time the star's center of mass crosses the BH's light ring, we also include the curve made up by the positions of the set of geodesics for the corresponding parameters and time. We can see that in fact this curve matches the shape of the star quite well in all cases. This indicates that the model assumptions are a fairly good approximation for these cases.

In Fig. 9 we show the values of Δt_{geo} computed for different values of R_* and r_T corresponding to the model main-sequence star. Since for large mass ratios the gravitational wave power spectrum peaks at $\omega \sim 0.3/M_{\text{BH}}$

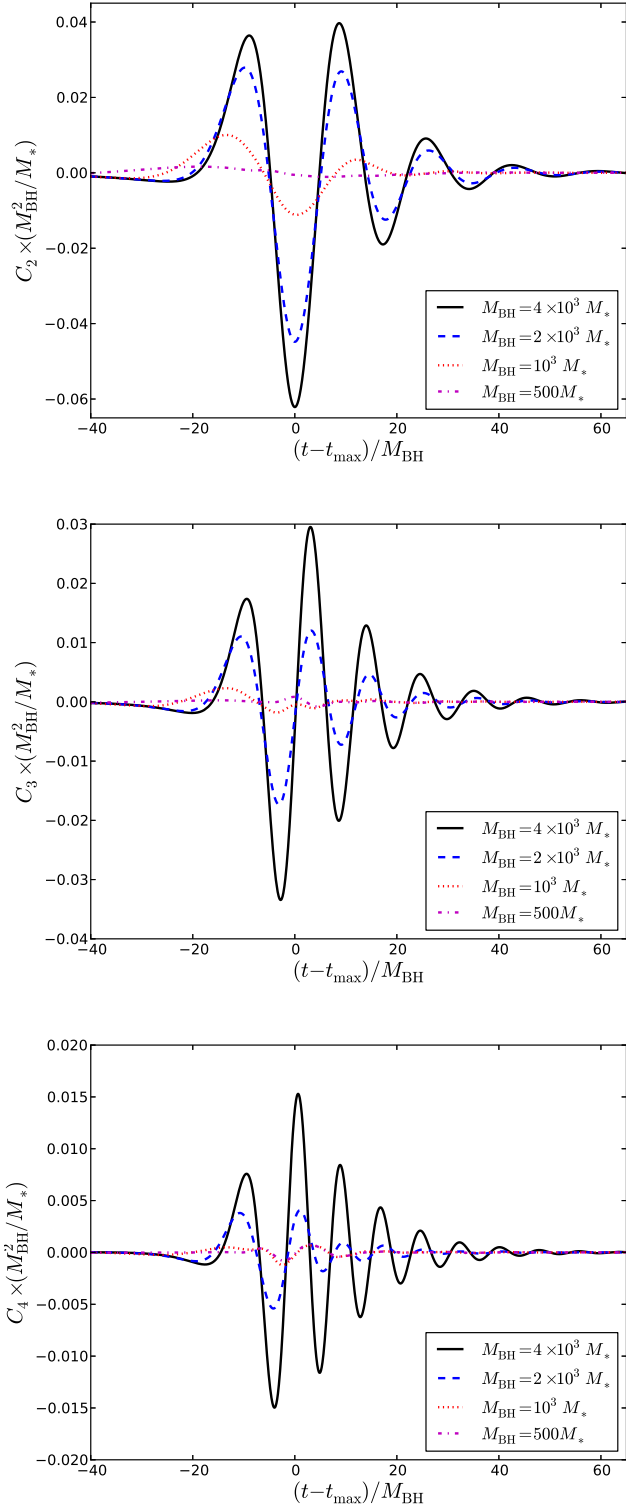


FIG. 7.— Same as Fig. 2, but for the head-on collision of a white dwarf and a non-spinning BH.

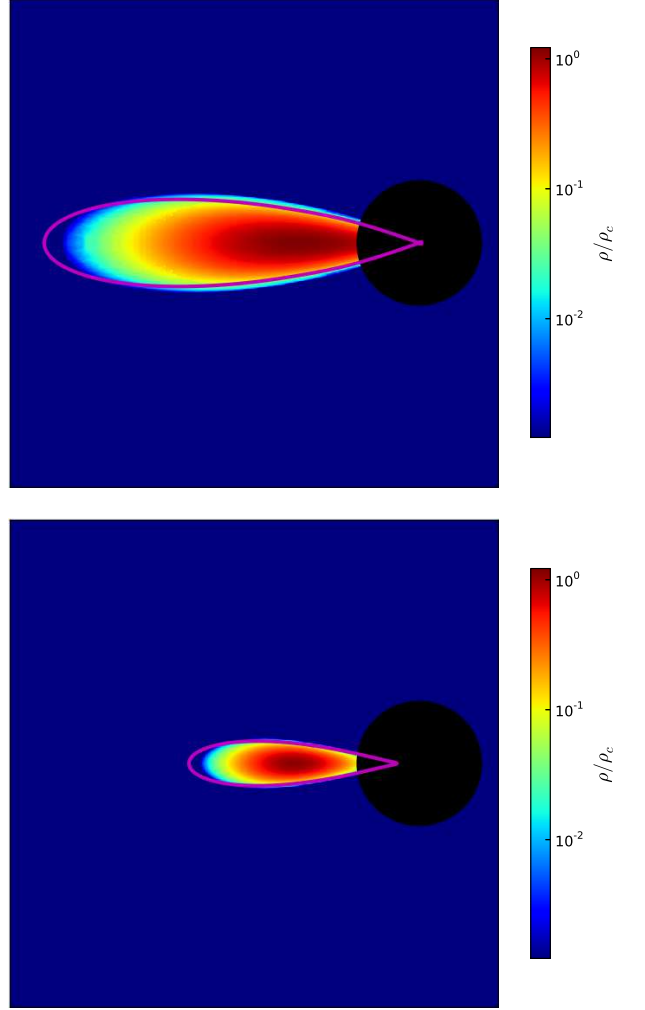


FIG. 8.— Same as Fig. 6 but for the head-on collision of a white dwarf with a BH with mass $M_{\text{BH}}/M_* = 2 \times 10^3$ (top) and $M_{\text{BH}}/M_* = 4 \times 10^3$ (bottom).

(Fig. 3), we expect decoherence of the GW signal when $|\Delta t_{\text{geo}}| \gtrsim \pi/\omega \sim 10M_{\text{BH}}$. The top panel of Fig. 9 shows that for head-on collisions the $M_{\text{BH}}/M_* = 5 \times 10^5$ case lies below this threshold, while the $M_{\text{BH}}/M_* = 2.5 \times 10^5$ case exceeds it. This is fully consistent with the results from the full simulations where the former case had $\sim 70\%$ of the point-particle prediction for GW energy, and the latter $\sim 25\%$. The bottom panel indicates that in the $\tilde{L}/M_{\text{BH}} = 2$ and 3.5 cases with $M_{\text{BH}}/M_* = 10^6$, gravitational radiation should not be significantly suppressed, also consistent with what was found in the simulations. Furthermore, the geodesic model suggests that this should hold for $\tilde{L}/M_{\text{BH}} \lesssim 3.75$. As $\tilde{L} \rightarrow \tilde{L}_{\text{cap}}$, part of the star will collide with the BH, while part of it will go back out on a long (possibly unbound) orbit, as illustrated by the $\tilde{L}/M_{\text{BH}} = 3.9$ case in Fig. 9. Hence decoherence effects will be strong.

We also apply the geodesic model to white dwarf parameters to obtain the results shown in Fig. 10. For $M_{\text{BH}}/M_* = 4 \times 10^3$ this indicates that decoherence should not set in for $\tilde{L}/M_{\text{BH}} \lesssim 3.5$. For the $M_{\text{BH}}/M_* =$

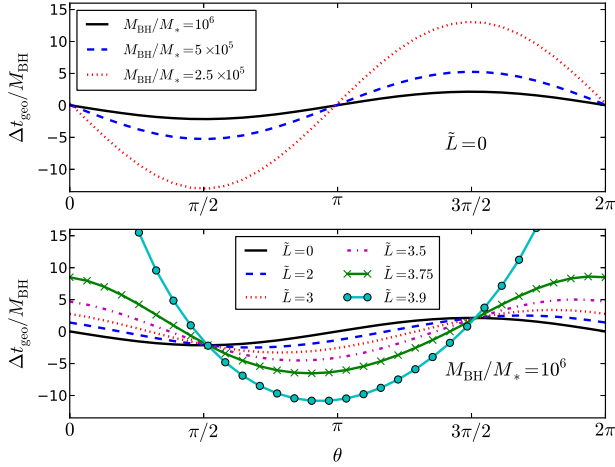


FIG. 9.— Relative difference in time for geodesics to cross the BH light-ring for model parameters corresponding to a main sequence star. The top panel corresponds to head-on collisions with different mass ratios, while the bottom panel corresponds to a $M_{\text{BH}}/M_* = 10^6$ mass ratio with different amounts of angular momentum.

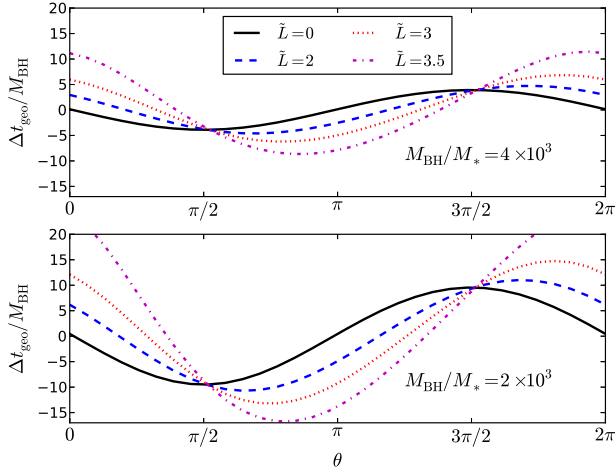


FIG. 10.— Relative difference in time for geodesics to cross the BH light-ring for parameters corresponding to a white dwarf. The top panel and bottom panel have parameters corresponding to mass ratios of $M_{\text{BH}}/M_* = 4 \times 10^3$ and $M_{\text{BH}}/M_* = 2 \times 10^3$, respectively.

2×10^3 case, the model indicates that a head-on collision should be right at the decoherence threshold (we recall that the simulation for this case had $\approx 65\%$ of the point-particle prediction for GW energy), but that the magnitude of Δt_{geo} is only slightly increased for $\tilde{L}/M_{\text{BH}} \leq 2$.

6. PROSPECTS FOR DETECTION

We can use the gravitational waveforms obtained from these simulations to estimate the distance at which future gravitational wave detectors might be able observe such events. To do so, we need to choose an overall physical mass for the system to scale the results of the simulation. (We note that the choice $M_*/R_* = 2 \times 10^{-6}$ for a main sequence star is appropriate for $M_* \sim M_\odot$ and more

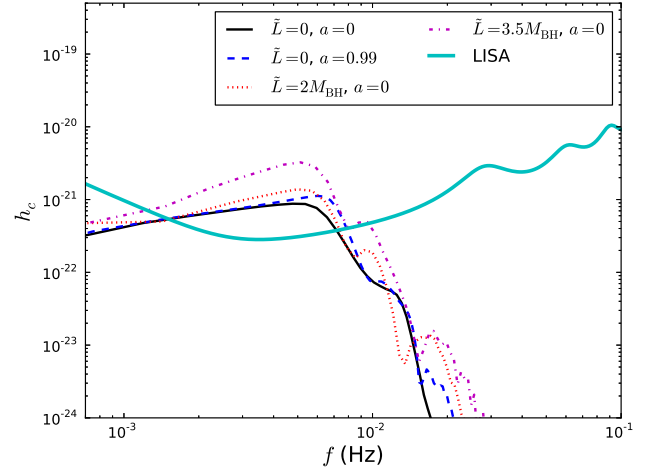


FIG. 11.— Characteristic gravitational wave strain for main sequence star-BH collisions with $M_* = 2 M_\odot$ and $M_{\text{BH}} = 2 \times 10^6 M_\odot$ assumed to be observed with optimal orientation at a distance of $d = 15$ Mpc. For comparison, we also show a proposed LISA noise curve.

massive stars will be slightly more compact, while less massive stars will be less compact, but we ignore that weak dependence here.) In Fig. 11 we show the characteristic GW strain h_c from the four simulations with $M_{\text{BH}}/M_* = 10^6$, assuming $M_* = 2 M_\odot$ and an optimally oriented and located source at a distance of 15 Mpc. The characteristic strain is defined as $h_c = |\tilde{h}|f$ where \tilde{h} is the Fourier transform of the strain and f is frequency. For comparison, we also show a proposed LISA noise curve¹ where for a noise power spectral density $S_n(f)$, we define the characteristic strain as $h_n = \sqrt{S_n f}$. With these definitions, the signal-to-noise of a match filtered signal is given by $S/N = 2 [\int h_c/h_n d\ln(f)]^{1/2}$, i.e. is given by integrating the ratio of characteristic strain signal to noise over a logarithmic frequency interval. In Fig. 11 we see that BHs with spin have additional signal at high frequencies compared to non-spinning BHs, and that signals from collisions with more angular momentum are significantly stronger. For example for $\tilde{L}/M_{\text{BH}} = 3.5$, $S/N \approx 18$, while the $\tilde{L}/M_{\text{BH}} = 2$ and head-on case have, respectively, ~ 0.5 and 0.4 the S/N of the head-on case for these parameters. Non-head-on collisions with spinning BHs or collisions with somewhat higher \tilde{L} than considered here (the results of Sec. 5 suggest $\tilde{L}/M_{\text{BH}} \leq 3.75$ will not be strongly suppressed) could potentially produce stronger signals. The signal-to-noise is not extremely sensitive to physical mass in this range. Scaling the results to $M_* = 4 M_\odot$ instead of $M_* = 2 M_\odot$ increases the S/N by $\sim 70\%$ (this doubles the overall amplitude, but shifts the signal to lower frequencies where the sensitivity is somewhat lower), while scaling to $M_* = 1 M_\odot$ roughly halves the S/N .

The frequency of the GWs produced by the white

¹ We use the LISA noise curve from Larson (accessed June 2014) that includes both pointing and shot noise, but remove the all-sky and polarization averaging factor as in Berti et al. (2006). We also note that the proposed eLISA design is less sensitive at lower frequencies than the original LISA design (Amaro-Seoane et al. 2013).

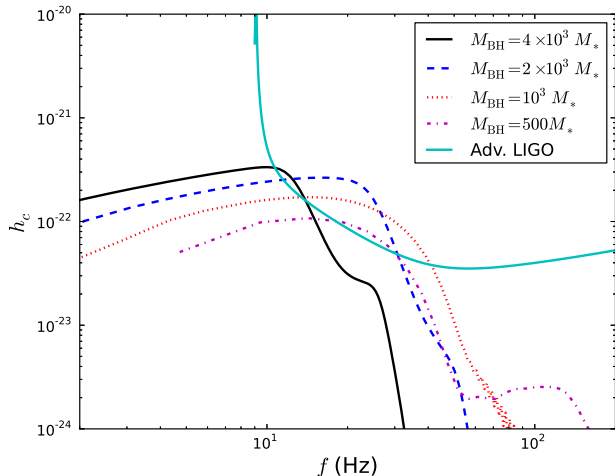


FIG. 12.— Characteristic gravitational wave strain for head-on white dwarf-BH collisions with $M_* = 0.25 M_\odot$ and various values of M_{BH} , assumed to be observed with optimal orientation at a distance of $d = 5$ Mpc. For comparison, we also show the Advanced LIGO noise curve.

dwarf-BH systems considered here would fall at higher frequencies, outside the range of a LISA-like instrument. The ringdown of BHs with masses $\lesssim 10^3 M_\odot$ will occur in the Advanced LIGO sensitivity range, though those with higher masses will fall in the intermediate regime where neither instrument is sensitive. GW detectors utilizing atom interferometers could potentially fill this frequency gap (Dimopoulos et al. 2008), as could other proposed space-based laser interferometers such as DECIGO (Kawamura et al. 2006) or BBO (Phinney 2003). In Fig. 12 we show the characteristic GW strain from the white dwarf simulations, assuming $M_* = 0.25 M_\odot$ and observation with optimal orientation at a distance of $d = 5$ Mpc. For comparison, we also show the broadband Advanced LIGO noise curve (Shoemaker 2011). We can see that for this particular choice of physical mass, the strongest signal occurs for $M_{\text{BH}}/M_* = 2 \times 10^3$ ($S/N \approx 5$) since for higher BH mass the frequency of the signal is too low, and for lower masses tidal effects strongly suppress the GW signal. The curves shown are all for head-on collisions, though of course generically the collision will occur with angular momentum. As mentioned in Sec. 5, the geodesic model for the $M_{\text{BH}}/M_* = 2 \times 10^3$ mass ratio suggests a collision with $\tilde{L}/M_{\text{BH}} \sim 2$ should be similarly coherent as the head-on case, thus angular momentum could boost the detectability by a factor of a few. A collision with a spinning BH

would also be somewhat easier to detect because of the extra power at high frequencies.

7. CONCLUSION

In this paper we explored the gravitational waves produced by collisions of strongly tidally-affected stars with massive black holes. Taking into account the dynamics of the tidally perturbed star collision process and the distribution of the star’s mass, we found that non-negligible GWs are produced well into the regime where the star is colliding with the BH over a timescale comparable to the period of the GWs. We also found that collisions with angular momentum can substantially boost the GW strength, as can BH spin. The main features of our results were well captured by a simple model based on geodesics.

For main sequence stars and BHs with $M_{\text{BH}} \geq 10^6 M_*$, we found that for most of the range of merging values of angular momentum, the waveform is still similar to that of a point-particle. Tidal disruption event rates per galaxy are estimated to be roughly $\sim 10^{-3}$ – 10^{-4} yr^{-1} (Wang & Merritt 2004) and to vary inversely with black hole mass. The results found here suggest that collisions occurring in the Virgo cluster, which contains $\sim 10^3$ galaxies, could be visible by a LISA-like GW detector for a range of parameters. While event rates involving intermediate-mass BHs are not well known, our results also suggest that there is a window of parameter space for a white dwarf collision where the BH is not so massive that the ringdown signal falls outside the Advanced-LIGO frequency range, but still not small enough in mass that decoherence completely suppresses the gravitational radiation. While these sources will most likely not have very high rates for near-future GW detectors, these results do illustrate that such events can be direct probes of the BH’s characteristics if they occur sufficiently close, or if they are targeted by a subsequent generation of detectors.

Though neutron stars have significantly higher compactness than the cases considered here, these results might also be used to inform an understanding of the GW signal produced when a neutron star merges with a stellar-mass black hole and how tidal effects may suppress the merger-ringdown signal. For future study, it would also be interesting to explore high-angular-momentum collisions with spinning black holes since the point-particle prediction suggests that spin could enhance the strength of the gravitational wave signal significantly (Kojima & Nakamura 1983a). In upcoming work, we will use these same numerical methods to explore non-collision tidal disruption events (East & Pretorius 2014).

I would like to thank Frans Pretorius for valuable comments on this work. Simulations were run on the **Bullet** cluster at SLAC and the **Orbital** cluster at Princeton University.

REFERENCES

- Abramovici, A., Althouse, W. E., Drever, R. W., Gursel, Y., Kawamura, S., et al. 1992, *Science*, 256, 325
- Alcubierre, M., Brandt, S. R., Brügmann, B., Holz, D. E., Seidel, E., Takahashi, R., & Thornburg, J. 2001, *Int. J. Mod. Phys. D*, 10, 273, arXiv:gr-qc/9908012
- Amaro-Seoane, P. et al. 2013, *GW Notes*, Vol. 6, p. 4-110, 6, 4, 1201.3621
- Amaro-Seoane, P., Gair, J. R., Freitag, M., Miller, M. C., Mandel, I., Cutler, C. J., & Babak, S. 2007, *Classical and Quantum Gravity*, 24, 113, astro-ph/0703495
- Bade, N., Komossa, S., & Dahlem, M. 1996, *A&A*, 309, L35

- Berti, E., Cardoso, V., & Will, C. M. 2006, *Phys. Rev. D*, 73, 064030, arXiv:gr-qc/0512160
- Bloom, J. S. et al. 2011, *Science*, 333, 203, 1104.3257
- Cappelluti, N. et al. 2009, *A&A*, 495, L9, 0901.3357
- Cenko, S. B. et al. 2012a, *MNRAS*, 420, 2684, 1103.0779
- . 2012b, *ApJ*, 753, 77, 1107.5307
- Cheng, R. M., & Evans, C. R. 2013, *Phys. Rev. D*, 87, 104010, 1303.4129
- Cook, G. B., & Scheel, M. A. 1997, *Phys. Rev. D*, 56, 4775
- Davis, M., Ruffini, R., Press, W. H., & Price, R. H. 1971, *Phys. Rev. Lett.*, 27, 1466
- Dimopoulos, S., Graham, P. W., Hogan, J. M., Kasevich, M. A., & Rajendran, S. 2008, *Phys. Rev. D*, 78, 122002, 0806.2125
- East, W. E., & Pretorius, F. 2013, *Phys. Rev.*, D87, 101502, 1303.1540
- . 2014, in preparation
- East, W. E., Pretorius, F., & Stephens, B. C. 2012a, *Phys. Rev.*, D85, 124010, 1112.3094
- East, W. E., Ramazanoglu, F. M., & Pretorius, F. 2012b, *Phys. Rev.*, D86, 104053, 1208.3473
- Frank, J., & Rees, M. J. 1976, *MNRAS*, 176, 633
- Gezari, S. et al. 2008, *ApJ*, 676, 944, 0712.4149
- . 2012, *Nature*, 485, 217, 1205.0252
- Gezari, S., Halpern, J. P., Komossa, S., Grupe, D., & Leighly, K. M. 2003, *ApJ*, 592, 42
- Gezari, S. et al. 2006, *ApJ*, 653, L25, arXiv:astro-ph/0612069
- Guillochon, J., Ramirez-Ruiz, E., Rosswog, S., & Kasen, D. 2009, *ApJ*, 705, 844, 0811.1370
- Haas, R., Shcherbakov, R. V., Bode, T., & Laguna, P. 2012, arXiv:1201.4389 [astro-ph.HE]
- Haugan, M. P., Shapiro, S. L., & Wasserman, I. 1982, *ApJ*, 257, 283
- Irwin, J. A., Brink, T. G., Bregman, J. N., & Roberts, T. P. 2010, *ApJ*, 712, L1, 0908.1115
- Kawamura, S. et al. 2006, *Classical and Quantum Gravity*, 23, 125
- Kesden, M. 2012, *Phys. Rev. D*, 85, 024037, 1109.6329
- Kobayashi, S., Laguna, P., Phinney, E. S., & Mészáros, P. 2004, *ApJ*, 615, 855, astro-ph/0404173
- Kojima, Y., & Nakamura, T. 1983a, *Physics Letters A*, 99, 37
- . 1983b, *Physics Letters A*, 96, 335
- Komossa, S., & Greiner, J. 1999, *A&A*, 349, L45, arXiv:astro-ph/9908216
- Krolik, J. H., & Piran, T. 2011, *ApJ*, 743, 134, 1106.0923
- Larson, S. L. accessed June 2014, Online Sensitivity Curve Generator, <http://www.srl.caltech.edu/%7Eshane/sensitivity/>
- Levan, A. J. et al. 2011, *Science*, 333, 199, 1104.3356
- Nakamura, T., & Sasaki, M. 1982, *Physics Letters A*, 89, 185
- Phinney, E. S. et al. 2003, *The Big Bang Observer: direct detection of gravitational waves from the birth of the Universe to the present*, Tech. rep., Washington, DC
- Pretorius, F. 2005, *Class. Quantum Grav.*, 22, 425, arXiv:gr-qc/0407110
- Shcherbakov, R. V., Pe'er, A., Reynolds, C. S., Haas, R., Bode, T., & Laguna, P. 2013, *ApJ*, 769, 85, 1212.4837
- Shoemaker, D. 2011, *Advanced LIGO Anticipated Sensitivity Curves*, <https://dcc.ligo.org/cgi-bin/DocDB/ShowDocument?docid=2974>
- Stone, N., Sari, R., & Loeb, A. 2013, *MNRAS*, 435, 1809, 1210.3374
- van Velzen, S. et al. 2011, *ApJ*, 741, 73, 1009.1627
- Wang, J., & Merritt, D. 2004, *ApJ*, 600, 149, astro-ph/0305493
- Zauderer, B. A. et al. 2011, *Nature*, 476, 425, 1106.3568