

CERN-PH-EP/2014-164
2022/05/12

CMS-SMP-12-017

Measurements of jet multiplicity and differential production cross sections of Z+jets events in proton-proton collisions at $\sqrt{s} = 7$ TeV

The CMS Collaboration*

Abstract

Measurements of differential cross sections are presented for the production of a Z boson and at least one hadronic jet in proton-proton collisions at $\sqrt{s} = 7$ TeV, recorded by the CMS detector, using a data sample corresponding to an integrated luminosity of 4.9 fb^{-1} . The jet multiplicity distribution is measured for up to six jets. The differential cross sections are measured as a function of jet transverse momentum and pseudorapidity for the four highest transverse momentum jets. The distribution of the scalar sum of jet transverse momenta is also measured as a function of the jet multiplicity. The measurements are compared with theoretical predictions at leading and next-to-leading order in perturbative QCD.

Submitted to Physical Review D

1 Introduction

Measurements of the production of a Z boson with one or more jets in hadron collisions, hereafter Z+jets, can be compared with predictions of perturbative quantum chromodynamics (pQCD). Also, this process contributes a large background to many electroweak production processes and searches for phenomena beyond the standard model. Measurements of Z+jets production were published by the CDF and D0 Collaborations based on a sample of proton-antiproton collisions at $\sqrt{s} = 1.96$ TeV [1, 2], and by the ATLAS [3] and CMS [4] Collaborations from a sample of proton-proton collisions at $\sqrt{s} = 7$ TeV collected at the CERN LHC, corresponding to an integrated luminosity of 0.036 fb^{-1} . ATLAS has reported an updated measurement at the same center-of-mass energy with a dataset corresponding to an integrated luminosity of 4.6 fb^{-1} [5].

In this paper, we update and expand upon the results obtained by the CMS Collaboration at $\sqrt{s} = 7$ TeV with a data sample corresponding to an integrated luminosity of $4.9 \pm 0.1 \text{ fb}^{-1}$ [6] collected in 2011. We present fiducial cross sections for Z+jets production as a function of the exclusive and inclusive jet multiplicity, where the Z bosons are identified through their decays into electron or muon pairs. The contribution from Z/γ^* interference is considered to be part of the measured signal. We measure the differential cross sections as a function of the transverse momentum p_T and pseudorapidity η of the four highest- p_T jets in the event. The pseudorapidity is defined as $\eta = -\ln \tan[\theta/2]$, where θ is the polar angle with respect to the counterclockwise-rotating proton beam. We also present results for the distribution of H_T , the scalar sum of jet transverse momenta, measured as a function of the inclusive jet multiplicity.

The paper is organized as follows. Section 2 presents a description of the CMS apparatus and its main characteristics. Section 3 provides details about the simulation used in this analysis. Section 4 discusses the event reconstruction and selection. Section 5 is devoted to the estimation of the signal event selection efficiency and to the subtraction of the background contributions. The procedure used to correct the measurement for detector response and resolution is presented in Section 6. Section 7 describes the estimation of the systematic uncertainties, and in Section 8 the results are presented and compared to theoretical predictions.

2 The CMS detector

The central feature of the CMS apparatus is a superconducting solenoid of 6 m internal diameter that provides a magnetic field of 3.8 T. The field volume contains a silicon tracker, a lead tungstate crystal electromagnetic calorimeter (ECAL), and a brass/scintillator hadron calorimeter; each subdetector in the barrel section is enclosed by two endcaps. The magnet flux-return yoke is instrumented with gas-ionization tracking devices for muon detection. In addition to the barrel and endcap detectors, CMS has an extensive forward calorimetry system. CMS uses a two-level trigger system. The first level is composed of custom hardware processors, and uses local information from the calorimeters and muon detectors to select the most interesting events in a fixed time interval of less than $4 \mu\text{s}$. The high-level trigger is a processor farm that further decreases the event rate from a maximum of 100 kHz to roughly 300 Hz, before data storage. A detailed description of the CMS detector can be found in Ref. [7].

Here we briefly outline the detector elements and performance characteristics that are most relevant to this measurement. The inner tracker, which consists of silicon pixel and silicon strip detectors, reconstructs charged-particle trajectories within the range $|\eta| < 2.5$. The tracking system provides an impact parameter resolution of $15 \mu\text{m}$ and a p_T resolution of 1.5% for 100 GeV particles. Energy deposits in the ECAL are matched to tracks in the silicon detector and

used to initiate the reconstruction algorithm for electrons. The tracking algorithm takes into account the energy lost by electrons in the detector material through bremsstrahlung. In the energy range relevant for Z-boson decays, the electron energy resolution is below 3%. Muon trajectories are reconstructed for $|\eta| < 2.4$ using detector planes based on three technologies: drift tubes, cathode-strip chambers, and resistive-plate chambers. Matching outer muon trajectories to tracks measured in the silicon tracker provides an average p_T resolution of 1.6% for the p_T range used in this analysis. For the jets reconstructed in this analysis, the p_T resolution is better than 10% and the energy scale uncertainty is less than 3% [8].

3 Physics processes and detector simulation

Simulated events are used to correct the signal event yield for detector effects and to subtract the contribution from background events. Simulated Drell–Yan Z/γ^* , $t\bar{t}$, and W +jets events are generated using the MADGRAPH 5.1.1 [9] event generator. The package provides a tree level matrix-element calculation with up to four additional partons in the final state for vector boson production, and three additional partons for $t\bar{t}$ events. The leading-order CTEQ6L1 parton distribution functions (PDF) [10] are used with MADGRAPH. The residual QCD radiation, described by a parton shower algorithm, and the hadronization, which turns partons into physical particles, are implemented with PYTHIA 6.424 [11] using the Z2 underlying event and fragmentation tune [12]. The matrix-element and parton shower calculations are matched using the k_T -MLM algorithm [13]. Decays of the τ lepton are described by the TAUOLA 1.27 [14] package. Diboson events (WW , WZ , ZZ) are modeled entirely with PYTHIA. Single-top events in the Wt channel are simulated using POWHEG-BOX [15–18], and followed by PYTHIA to describe QCD radiation beyond next-to-leading-order (NLO) and hadronization. An alternative description of the Drell–Yan signal is used for the evaluation of systematic uncertainties that is based on the SHERPA 1.4 [19–22] tree level matrix-element calculation, which has up to four additional partons in the final state, and uses the NLO CTEQ6.6M [23] PDF set.

The total cross sections for the Z signal and the W background are normalized to the next-to-next-to-leading-order (NNLO) predictions that are obtained with FEWZ [24] and the MSTW2008 [25] PDF set. The $t\bar{t}$ cross section is normalized to the NNLO prediction from Ref. [26]. Diboson cross sections are rescaled to the NLO predictions obtained with MCFM [27].

The interaction of the generated particles in the CMS detector is simulated using the GEANT4 toolkit [28, 29]. During data collection, an average of nine additional interactions occurred in each bunch crossing (pileup). Pileup events are generated with PYTHIA and added to the generated hard-scattering events. The evolution of beam conditions during data taking is taken into account by reweighting the Monte Carlo (MC) simulation to match the distribution of the number of pileup interactions observed in data.

4 Event reconstruction and selection

The production of a Z boson is identified through its decay into a pair of isolated leptons (electrons or muons). Trigger selection requires pairs of leptons with p_T exceeding predefined thresholds; these thresholds were changed during the data acquisition period because of the increasing instantaneous luminosity. For both lepton types threshold pairs of 17 GeV and 8 GeV are used for most of the data sample. The electron triggers include isolation requirements in order to reduce the misidentification rate. Triggered events are reconstructed using the particle-flow algorithm [30, 31], which combines the information from all CMS subdetectors to reconstruct and classify muons, electrons, photons, charged hadrons, and neutral hadrons.

Electrons are selected with $p_T > 20 \text{ GeV}$ in the fiducial region of pseudorapidity $|\eta| < 2.4$, but excluding the region $1.44 < |\eta| < 1.57$ between the barrel and the endcaps of ECAL to ensure uniform quality of reconstruction. The electron identification criteria [32, 33] comprise requirements on the distance in η - ϕ space between the cluster barycenter and the electron track extrapolation, where ϕ is the azimuthal angle measured in the plane transverse to the beams, and the size and the shape of the electromagnetic shower in the calorimeter. Electron-positron pairs consistent with photon conversion are rejected. Electron isolation is evaluated using all particles reconstructed with the particle-flow algorithm within a cone around the electron direction of radius $\Delta R = 0.3$, where $\Delta R = \sqrt{(\Delta\eta)^2 + (\Delta\phi)^2}$ is the distance in the η - ϕ plane. An isolation variable is defined as $I_{\text{rel}} = (I_{\text{charged}} + I_{\text{photon}} + I_{\text{neutral}})/p_T^e$, where I_{charged} , I_{photon} , I_{neutral} are respectively the p_T sums of all charged hadrons, photons, and neutral hadrons in the cone of interest, and p_T^e is the electron transverse momentum. The selection requires $I_{\text{rel}} < 0.15$. Isolation variables are sensitive to contamination from pileup events and thus a correction for this effect is necessary for the high pileup environment of the LHC collisions. Only the particles consistent with originating from the reconstructed primary vertex of the event, the vertex with the largest quadratic sum of its constituent tracks' p_T , are included in the calculation of I_{charged} . The I_{photon} and I_{neutral} components are corrected using the jet area subtraction approach [34].

The selected muons must have $p_T > 20 \text{ GeV}$ and $|\eta| < 2.4$. Muon identification criteria are based on the quality of the global track reconstruction, which includes both tracker and muon detectors. Muons from cosmic rays are removed with requirements on the impact parameter with respect to the primary vertex. In order to evaluate the isolation, the variables I_{charged} , I_{photon} , and I_{neutral} are computed within a cone of radius $\Delta R = 0.4$ around the trajectory of the muon candidate, and I_{rel} is required to be less than 0.2. Charged hadrons from pileup interactions are rejected by requiring their tracks to be associated with the primary vertex. The transverse momentum sum of the charged hadrons that are not associated with the primary vertex is used to estimate the contribution from the neutral particles produced in the pileup interactions; half of this sum is subtracted from the isolation variable.

The two highest- p_T , same-flavor, oppositely charged, and isolated leptons are selected to form the Z-boson candidate if their invariant mass lies between 71 and 111 GeV. The lepton pair is required to be associated with the primary vertex of the event. Leptons associated with the primary vertex and passing the isolation criteria are removed from the collection of particles used for jet clustering.

For jet reconstruction, charged-particle tracks not associated with the primary vertex are removed from the collection of particles used for clustering. In this way, the dominant part of the pileup contamination of the events of interest is suppressed. The remaining particles are used as input to the jet clustering, which is based on the anti- k_T algorithm [35] with a radius parameter $\Delta R = 0.5$ as implemented in the FASTJET package [36, 37]. In order to reject misreconstructed jets and instrumental noise, identification quality criteria are imposed on the jets based on the multiplicity and energy fraction of the charged, electromagnetic, and neutral hadronic components.

Several effects contribute to bias the measured jet energy, compared with the value it would acquire by clustering stable particles originating from the fragmented hard-scattered partons and from the underlying event. The sources of energy bias are pileup interactions, detector noise, and detector response nonuniformities in η and nonlinearities in p_T . The jet energy scale (JES) calibration [8] relies on a combination of PYTHIA multijet simulations and measurements of exclusive dijet and photon+jet events from data. The corrections are parameterized in terms of the uncorrected p_T and η of the jet, and applied as multiplicative factors scaling the four-

momentum vector of each jet. These factors include the correction for the contribution from neutral pileup particles using the jet area approach [34], and corrections for residual discrepancies between data and simulation. The correction factors range between 1.0 and 1.2, depend mostly on p_T , and are approximately independent of η .

A minimum threshold of $p_T > 30 \text{ GeV}$ is required for the jets to reduce contamination from the underlying event and to ensure a good jet energy resolution. Only jets with $|\eta| < 2.4$ are considered, and jets are required to be separated from each lepton of the Z candidate by $\Delta R \geq 0.5$ in the η - ϕ plane.

5 Signal efficiency and background

A “tag-and-probe” technique [38] is used to estimate efficiencies for trigger selection, event reconstruction, and the offline selection of the Z+jets sample. Scaling factors derived from the ratio between the data and simulation efficiencies are used to reweight simulated events in order to compensate for the residual data-simulation differences. The correction is determined as a function of p_T and η of the leptons, and background components are resolved using a binned extended maximum-likelihood fit of the dilepton invariant-mass distribution between 60 and 120 GeV. The signal component of the distribution, which is taken from the Drell–Yan simulated sample, is convolved with a Gaussian function to account for the resolution difference between data and simulation. The background contribution is modeled by an exponential function multiplied by an error function describing the kinematic threshold due to binning of the probe lepton p_T . The combined single-flavor identification efficiency is the product of contributions from the trigger, event reconstruction, and offline selection. The same technique is used on the data and in the simulation. The trigger efficiency of the data ranges between 94% and 99% for electrons and between 82% and 97% for muons. The combined identification and isolation efficiency depends on the p_T and η of the leptons; it ranges between 68% and 91% for electrons and between 86% to 99% for muons.

The fiducial acceptance for muons and electrons is different, since the latter are not well reconstructed in the transition region between the barrel and endcap electromagnetic calorimeters. In order to facilitate the combination of results from the $Z \rightarrow e^+e^-$ and $Z \rightarrow \mu^+\mu^-$ final states, this difference is evaluated using the simulation, giving a correction to the e^+e^- cross section, applied within the unfolding procedure described in the next section, that amounts to 8%.

Several background processes can produce or mimic two reconstructed opposite-sign same-flavor leptons. The largest contribution comes from $t\bar{t}$, while dibosons contribute near the Z-boson invariant-mass peak. Other minor contributions arise from $Z \rightarrow \tau^+\tau^-$ as well as single-top and W+jets events. The contamination from multijet events produced through the strong interaction is negligible [39]. The total contribution of the backgrounds is approximately 1% of the total yield of the selected events, although the background contribution is larger at higher jet multiplicities, where it can reach values up to 10%. The background subtraction procedure is performed after scaling the number of background events to the integrated luminosity in the data sample using the corresponding cross section for each background process.

The exclusive jet multiplicity in the selected events is shown in Fig. 1. For both leptonic decay channels, the data show overall agreement with combined signal and background samples from the simulation. The ratio between the jet multiplicity in data and that in signal plus background simulation, shown in the bottom part of the figure, is compatible with unity within the uncertainties.

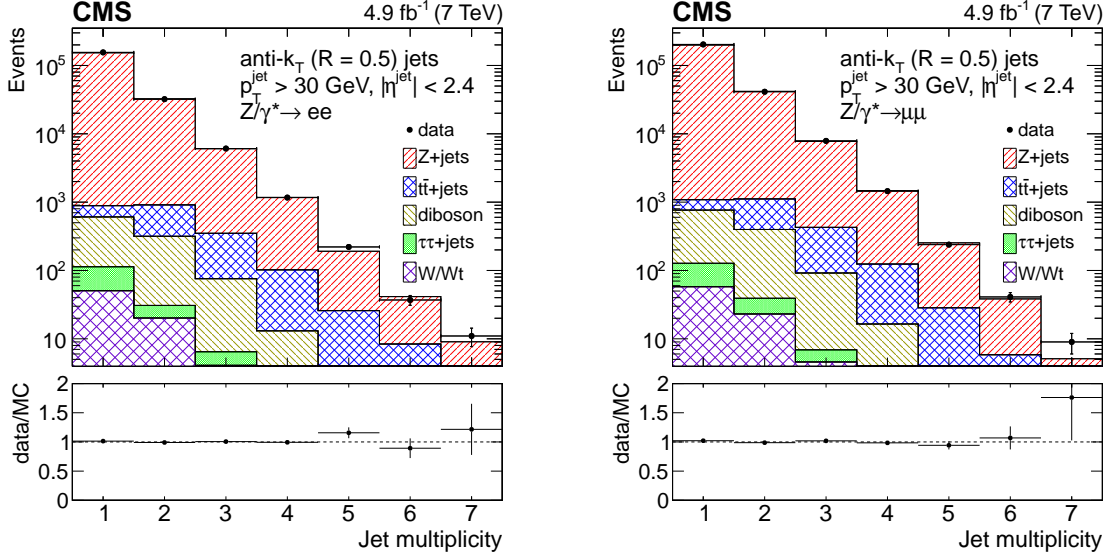


Figure 1: Distributions of the exclusive jet multiplicity for the electron channel (left) and muon channel (right). Data are compared to the simulation, which is the sum of signal and background events. Scale factors have been used to correct simulation distributions for residual efficiency differences with respect to data. No unfolding procedure is applied. Only statistical uncertainties are shown.

6 Unfolding

The distributions of the observables are corrected for event selection efficiencies and for detector resolution effects in order to compare with predictions from event generators. The correction procedure is based on unfolding techniques, as implemented in the ROOUNFOLD toolkit [40], which provides both “singular value decomposition” (SVD) [41] and D’Agostini [42] methods. Both algorithms use a “response matrix” that correlates the values of the observable with and without detector effects. Each algorithm depends on regularization parameters, which are tuned to obtain results that are robust against numerical instabilities and statistical fluctuations. Migration effects across kinematic thresholds due to experimental resolution, inducing a yield variation in the measured cross section, are taken into account.

The response matrix is evaluated using Z+jets events, generated by MADGRAPH followed by PYTHIA, with full detector simulation. For generator-level events, leptons and jets are reconstructed from the collection of all stable final-state particles using criteria that mimic the reconstructed data. Particles are considered stable if their proper average lifetime τ satisfies $c\tau > 10$ cm. Electrons and muons with the highest p_T above 20 GeV in the pseudorapidity range $|\eta| < 2.4$ are selected as Z-boson decay products. In order to include the effects of final-state electromagnetic radiation in the generator-level distributions, the electron and muon candidates are reconstructed by clustering the leptons with all photons in a cone of radius $\Delta R = 0.1$. Leptons from Z-boson decay are removed from the particle collection used for the jet clustering at generator level. The remaining particles, excluding neutrinos, are clustered into jets using the anti- k_T algorithm. A generated jet is included in the analysis if it satisfies $p_T > 30$ GeV, $|\eta| < 2.4$, the jet contains at least one charged particle, and the distance of the jet from the leptons forming the Z-boson candidate is larger than $\Delta R = 0.5$.

The unfolded distributions are obtained with the SVD algorithm. As a cross-check, the unfolding of the distributions is also performed with the D’Agostini method, which leads to compatible results. The unfolding has a small effect on the jet η distributions, with migrations among

the bins of a few percent for central jets and up to 10% in the outer regions. Larger unfolding effects are observed in the other distributions: up to 20% for the jet multiplicity, between 10% and 20% for the jet p_T , and between 10% and 30% for the H_T distribution.

7 Systematic uncertainties

The sources of systematic uncertainties that affect the Z+jets cross section measurement are divided into the following categories: jet energy scale (JES) and jet energy resolution (JER) [8], unfolding procedure, efficiency correction and background subtraction, pileup reweighting procedure, and integrated luminosity measurement.

Jet energy scale and resolution uncertainties affect the jet p_T reconstruction and the determination of H_T . Each JES correction factor has an associated uncertainty that is a function of the η and p_T of the jet. The difference in the distribution of an observable, after varying the JES both up and down by one standard deviation, is used as an estimate of the JES systematic uncertainty. The JER in data is known to be worse than in the simulation, so the simulated resolution is degraded to compensate for this effect. The effect of the systematic uncertainties from this JER degradation is estimated by varying it up and down by one standard deviation.

The uncertainty in the unfolding procedure is due to both the statistical uncertainty in the response matrix from the finite size of the simulated sample and to any dependence on the signal model provided by different event generators. The statistical uncertainty is computed using a MC simulation, which produces variants of the matrix according to random Poisson fluctuations of the bin contents. The entire unfolding procedure is repeated for each variant, and the standard deviation of the obtained results is used as an estimate of this uncertainty. The systematic uncertainty due to the generator model is estimated from the difference between events simulated with MADGRAPH and SHERPA at detector response level. The overall unfolding uncertainty is taken to be either the statistical uncertainty alone, in the case where the results from the two event generators agree within one standard deviation, or the sum in quadrature of the simulation statistical uncertainty and the difference between the two MC generators.

Additional uncertainty arises from the efficiency corrections and from the background subtraction. The contribution due to efficiency corrections is estimated by adding and subtracting the statistical uncertainties from the tag-and-probe fits. The systematic uncertainty from the background subtraction procedure is small relative to the other sources. For $t\bar{t}$ and diboson processes, the uncertainty in the normalization arises from both the theoretical uncertainty in the inclusive cross section and the difference between the theoretical prediction of the cross section (as in Section 3) and the corresponding CMS measurement [43–46]. The largest of these two values is taken as the magnitude of the uncertainty. As observed in previous studies [39], the single-top and W+jets contributions are very small, and they are assigned a 100% uncertainty.

Since the background contribution as a function of the jet multiplicity is theoretically less well known than the fully inclusive cross section, control data samples are used to validate the simulation of this dependence. The modeling of the dominant $t\bar{t}$ background as a function of the jet multiplicity is compared with the data using a control sample enriched in $t\bar{t}$ events. This sample is selected by requiring the presence of two leptons of different flavors, i.e., $e\mu$ combinations, and an agreement is found between data and simulation at the 6% level [39]. The CMS measurement of the $t\bar{t}$ differential cross section [47], using an event selection compatible with the study presented in this paper, leads to a production rate for events with six jets in simulation overestimated by about 30%. This difference is used as the estimated uncertainty for the six-jets subsample. Variations in the MADGRAPH prediction from a change in the renor-

malization, factorization, and matching scales, as well as from the PDF choice, show that data and simulation agree within the estimated uncertainties.

The systematic uncertainty of the pileup reweighting procedure in MC simulation is due to the uncertainties in the minimum-bias cross section and in the instantaneous luminosity of the data sample. This uncertainty is evaluated by varying the number of simulated pileup interactions by $\pm 5\%$. The measurement of the integrated luminosity has an associated uncertainty of 2.2% that directly propagates to any cross section measurement.

The systematic uncertainties (excluding luminosity) used for the combination of the electron and muon samples are summarized in Tables 1, 2, and 3.

Table 1: Sources of uncertainties (in percent) in the differential exclusive cross section and in the differential cross sections as a function of the jet p_T , for each of the four highest p_T jets exclusively. The constant luminosity uncertainty is not included in the total.

Systematic uncertainty (%)	$\sigma(Z/\gamma^* + \text{jets})$	$\frac{d\sigma}{dp_T}(\text{1st jet})$	$\frac{d\sigma}{dp_T}(\text{2nd jet})$	$\frac{d\sigma}{dp_T}(\text{3rd jet})$	$\frac{d\sigma}{dp_T}(\text{4th jet})$
JES+JER	2.0–18	4.9–8.7	6.3–16	8.8–15	15–23
Unfolding	1.7–9.2	1.3–22	0.5–21	0.8–13	0.3–12
Efficiency	0.3	0.3	0.3	0.3	0.3
Background	0.1–25	0.1–0.4	0.6–1.8	0.6–1.0	0.9–1.5
Pileup	0.3–0.8	0.2–2.7	0.3–0.6	0.2–0.7	0.4–1.0
Total syst. uncertainty (%)	2.7–32	5.1–24	9.0–27	10–20	17–23
Statistical uncertainty (%)	0.7–6.4	0.1–7.2	1.4–12	3.0–13	4.3–19

Table 2: Sources of uncertainties (in percent) in the differential cross sections as a function of η , for each of the four highest p_T jets exclusively. The constant luminosity uncertainty is not included in the total.

Systematic uncertainty (%)	$\frac{d\sigma}{d\eta}(\text{1st jet})$	$\frac{d\sigma}{d\eta}(\text{2nd jet})$	$\frac{d\sigma}{d\eta}(\text{3rd jet})$	$\frac{d\sigma}{d\eta}(\text{4th jet})$
JES+JER	3.5–8.2	7.2–8.9	9.4–12	13–15
Unfolding	6.5–13	8.4–11	5.0–12	6.4–13
Efficiency	0.3	0.3	0.3	0.3
Background	0.2	0.3–0.5	0.6–1.1	0.9–1.0
Pileup	0.2–0.4	0.3–0.5	0.3–0.7	0.5–1.2
Total syst. uncertainty (%)	7.8–17	11–15	11–19	15–23
Statistical uncertainty (%)	0.6–1.0	0.9–1.4	2.4–3.6	7.6–12

Table 3: Sources of uncertainties (in percent) in the differential cross sections as a function of H_T and inclusive jet multiplicity. The constant luminosity uncertainty is not included in the total.

Systematic uncertainty (%)	$\frac{d\sigma}{dH_T}, N_{\text{jet}} \geq 1$	$\frac{d\sigma}{dH_T}, N_{\text{jet}} \geq 2$	$\frac{d\sigma}{dH_T}, N_{\text{jet}} \geq 3$	$\frac{d\sigma}{dH_T}, N_{\text{jet}} \geq 4$
JES+JER	4.5–9.1	7.0–11	8.6–13	11–17
Unfolding	0.4–17	2.1–18	3.1–22	4.9–23
Efficiency	0.2–0.3	0.3	0.3–0.4	0.3
Background	0.1–0.7	0.3–0.7	0.5–0.8	0.6–1.1
Pileup	0.1–2.3	0.1–2.2	0.3–1.0	0.5–1.0
Total syst. uncertainty (%)	4.6–19	7.8–21	10–26	12–25
Statistical uncertainty (%)	0.6–4.1	0.9–3.3	2.3–5.6	8.6–17

8 Results and comparison with theoretical predictions

The results presented for observable quantities are obtained by combining the unfolded distributions for both leptonic channels into an uncertainty-weighted average for a single lepton flavor. Correlations between systematic uncertainties for the electron and muon channels are taken into account in the combination. Fiducial cross sections are shown, without further corrections for the geometrical acceptance or kinematic selection, for leptons and jets. All the results are compared with theoretical distributions obtained with the same analysis on generated events as in the unfolding procedure.

Theoretical predictions at leading order in QCD are computed with the MADGRAPH 5.1.1 generator followed by PYTHIA 6.424 with the Z2 tune and CTEQ6L1 PDF set for fragmentation and parton shower simulation. For the MADGRAPH simulation, the factorization and renormalization scales are dynamically chosen on an event-by-event basis as the transverse mass of the event, clustered with the k_T algorithm down to a $2 \rightarrow 2$ topology, and k_T at each vertex splitting, respectively. The MADGRAPH predictions are rescaled to the available NNLO inclusive cross section [24], which has a uniform associated uncertainty of about 5% that is not propagated into the figures.

Predictions at next-to-leading order in QCD are provided by SHERPA 2.β2 [19–22, 48], using the CT10 NLO PDF set [49], in a configuration where NLO calculations for Z+0 and Z+1 jet event topologies are merged with leading-order matrix elements for final states with up to four real emissions and matched to the parton shower. The NLO virtual corrections are computed using the BLACKHAT library [50]. In this calculation, the factorization and renormalization scales are dynamically defined for each event by clustering the $2 \rightarrow n$ parton level kinematics onto a core $2 \rightarrow 2$ configuration using a k_T -type algorithm, and using the smallest invariant mass or virtuality in the core configuration as the scale [48]. The default configuration for the underlying event and fragmentation tune is used.

The third theoretical prediction considered is the NLO QCD calculation for the Z+1 jet matrix element as provided by the POWHEG-BOX package [15–17, 51], with CT10 NLO PDF set, and matched with the PYTHIA parton shower evolution using the Z2 tune. In this case, the factorization and renormalization scales in the inclusive cross section calculation are defined dynamically as the Z-boson p_T , while for the generation of the radiation they are given by the p_T of the produced radiation.

The comparison of these predictions with the corrected data are presented in Figs. 2–5. The effect of PDF choice is shown in Figs. 6–9. The error bars on the plotted data points represent the statistical uncertainty, while cross-hatched bands represent the total experimental uncertainty (statistical and systematic uncertainties summed in quadrature) after the unfolding procedure. Uncertainties in the theoretical predictions are shown in the ratio of data to simulation only. For the NLO prediction, theoretical uncertainties are evaluated by varying simultaneously the factorization and renormalization scales up and down by a factor of two (for SHERPA and POWHEG). For the SHERPA prediction only, the resummation scale is changed up and down by a factor $\sqrt{2}$ and the parton shower matching scale is changed by 10 GeV in both directions. The effect of the PDF choice is shown for SHERPA, by comparing the results based on CT10 PDF set with those from the NLO alternatives MSTW2008 and NNPDF2.1 [52].

8.1 Jet multiplicity

Figure 2 shows the measured cross sections as a function of the exclusive and inclusive jet multiplicities, for a total number of up to six jets in the final state. Beyond the sixth jet, the event

sample is too small to perform the unfolding procedure. The trend of the jet multiplicity represents the expectation of the pQCD prediction for a staircase-like scaling, with an approximately constant ratio between cross sections for successive multiplicities [53]. This result confirms the previous observation, which was based on a more statistically limited sample [4]. Within the uncertainties, there is agreement between theory and measurement for both the inclusive and the exclusive distributions.

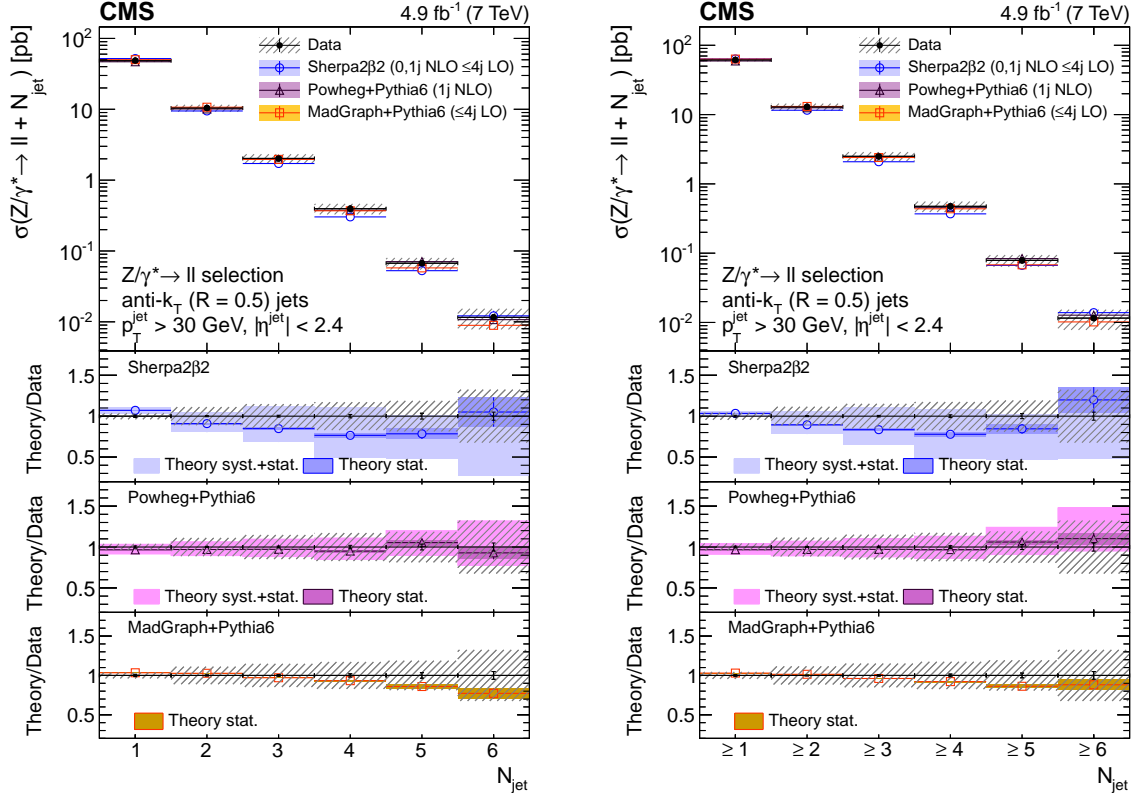


Figure 2: Exclusive (left) and inclusive (right) jet multiplicity distributions, after the unfolding procedure, compared with SHERPA, POWHEG, and MADGRAPH predictions. Error bars around the experimental points represent the statistical uncertainty, while cross-hatched bands represent statistical plus systematic uncertainty. The bands around theory predictions correspond to the statistical uncertainty of the generated sample and, for NLO calculations, to its combination with the systematic uncertainty related to scale variations.

8.2 Differential cross sections

The differential cross sections as a function of jet p_T and jet η for the first, second, third, and fourth highest p_T jet in the event are presented in Figs. 3 and 4, respectively. In addition, the differential cross sections as a function of H_T for events with at least one, two, three, or four jets are presented in Fig. 5. The MADGRAPH prediction provides a satisfactory description of data for most distributions, but shows an excess in the p_T spectra for the first and second leading jets at $p_T > 100$ GeV. SHERPA tends to underestimate the high p_T and H_T regions in most of the spectra, while remaining compatible with the measurement within the estimated theoretical uncertainty. POWHEG predicts harder p_T spectra than those observed in the data for the events with two or more jets, where the additional hard radiation is described by the parton showers and not by matrix elements. This discrepancy is also reflected in the H_T distribution. Figures 6–9 show no significant dependence of the level of agreement between data and the

SHERPA prediction on the PDF set chosen. Hence the PDF choice cannot explain the observed differences with data.

9 Summary

The fiducial production cross section of a Z boson with at least one hadronic jet has been measured in proton-proton collisions at $\sqrt{s} = 7\text{ TeV}$ in a sample corresponding to an integrated luminosity of 4.9 fb^{-1} . The measurements comprise inclusive jet multiplicities, exclusive jet multiplicities, and the differential cross sections as a function of jet p_T and η for the four highest p_T jets of the event. In addition, the H_T distribution for events with different minimum numbers of jets has been measured. All measured differential cross sections are corrected for detector effects and compared with theoretical predictions at particle level.

The measured jet multiplicity distributions and their NLO theoretical predictions from the SHERPA and POWHEG generators are consistent within the experimental and theoretical uncertainties. However, SHERPA predicts softer p_T and H_T spectra than the measured ones, while POWHEG shows an excess compared to data in the high p_T and H_T regions. In particular, the POWHEG spectra are harder for the highest jet multiplicities, which are described only by parton showers. The tree level calculation based on MADGRAPH predicts harder p_T spectra than the measured ones for low jet multiplicities.

Acknowledgments

We congratulate our colleagues in the CERN accelerator departments for the excellent performance of the LHC and thank the technical and administrative staffs at CERN and at other CMS institutes for their contributions to the success of the CMS effort. In addition, we gratefully acknowledge the computing centres and personnel of the Worldwide LHC Computing Grid for delivering so effectively the computing infrastructure essential to our analyses. Finally, we acknowledge the enduring support for the construction and operation of the LHC and the CMS detector provided by the following funding agencies: the Austrian Federal Ministry of Science, Research and Economy and the Austrian Science Fund; the Belgian Fonds de la Recherche Scientifique, and Fonds voor Wetenschappelijk Onderzoek; the Brazilian Funding Agencies (CNPq, CAPES, FAPERJ, and FAPESP); the Bulgarian Ministry of Education and Science; CERN; the Chinese Academy of Sciences, Ministry of Science and Technology, and National Natural Science Foundation of China; the Colombian Funding Agency (COLCIENCIAS); the Croatian Ministry of Science, Education and Sport, and the Croatian Science Foundation; the Research Promotion Foundation, Cyprus; the Ministry of Education and Research, Estonian Research Council via IUT23-4 and IUT23-6 and European Regional Development Fund, Estonia; the Academy of Finland, Finnish Ministry of Education and Culture, and Helsinki Institute of Physics; the Institut National de Physique Nucléaire et de Physique des Particules / CNRS, and Commissariat à l'Énergie Atomique et aux Énergies Alternatives / CEA, France; the Bundesministerium für Bildung und Forschung, Deutsche Forschungsgemeinschaft, and Helmholtz-Gemeinschaft Deutscher Forschungszentren, Germany; the General Secretariat for Research and Technology, Greece; the National Scientific Research Foundation, and National Innovation Office, Hungary; the Department of Atomic Energy and the Department of Science and Technology, India; the Institute for Studies in Theoretical Physics and Mathematics, Iran; the Science Foundation, Ireland; the Istituto Nazionale di Fisica Nucleare, Italy; the Korean Ministry of Education, Science and Technology and the World Class University program of NRF, Republic of Korea; the Lithuanian Academy of Sciences; the Ministry of Education, and

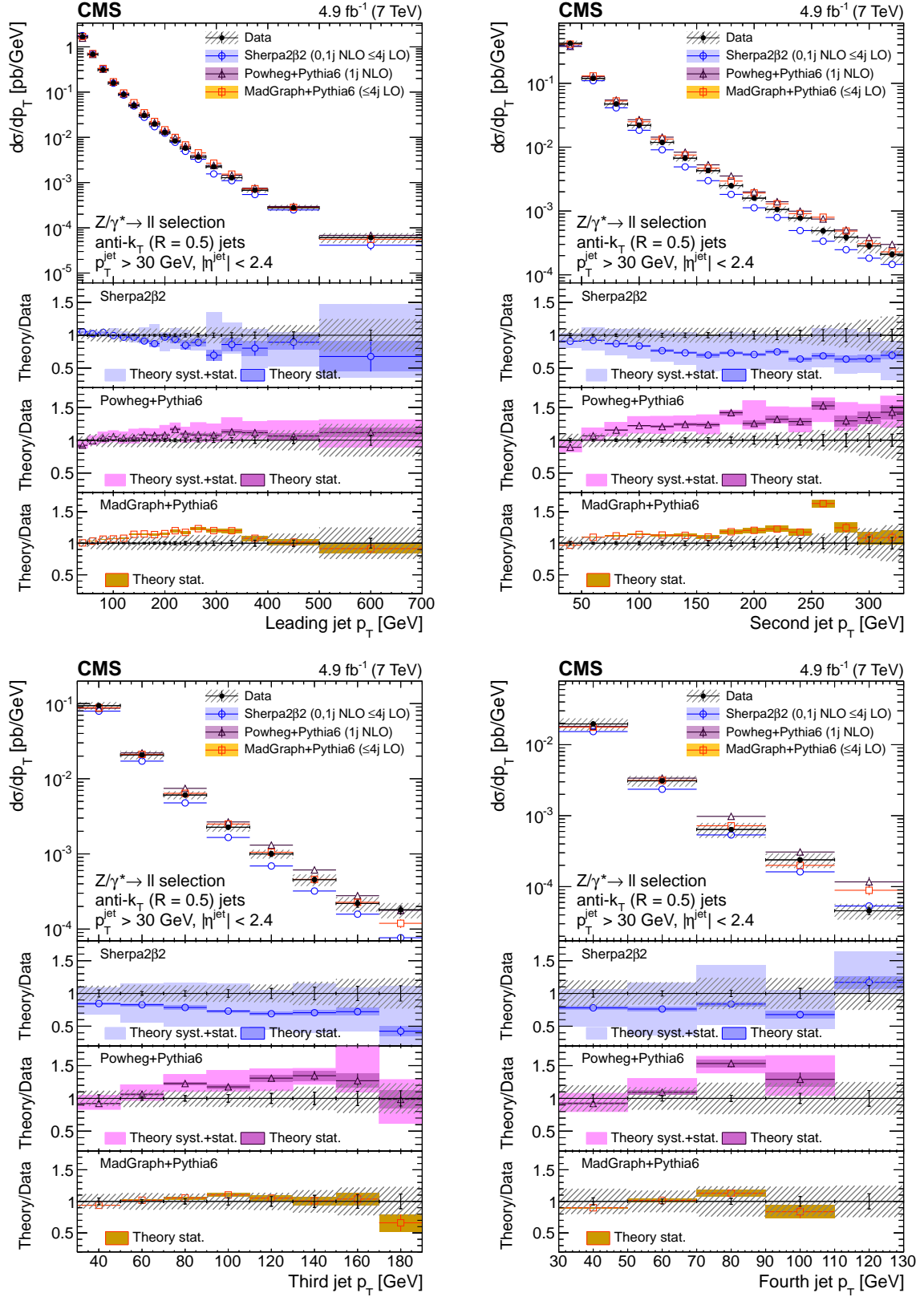


Figure 3: Unfolded differential cross section as a function of p_T for the first (top left), second (top right), third (bottom left), and fourth (bottom right) highest p_T jets, compared with SHERPA, POWHEG, and MADGRAPH predictions. Error bars around the experimental points represent the statistical uncertainty, while cross-hatched bands represent statistical plus systematic uncertainty. The bands around theory predictions correspond to the statistical uncertainty of the generated sample and, for NLO calculations, to its combination with systematic uncertainty related to scale variations.

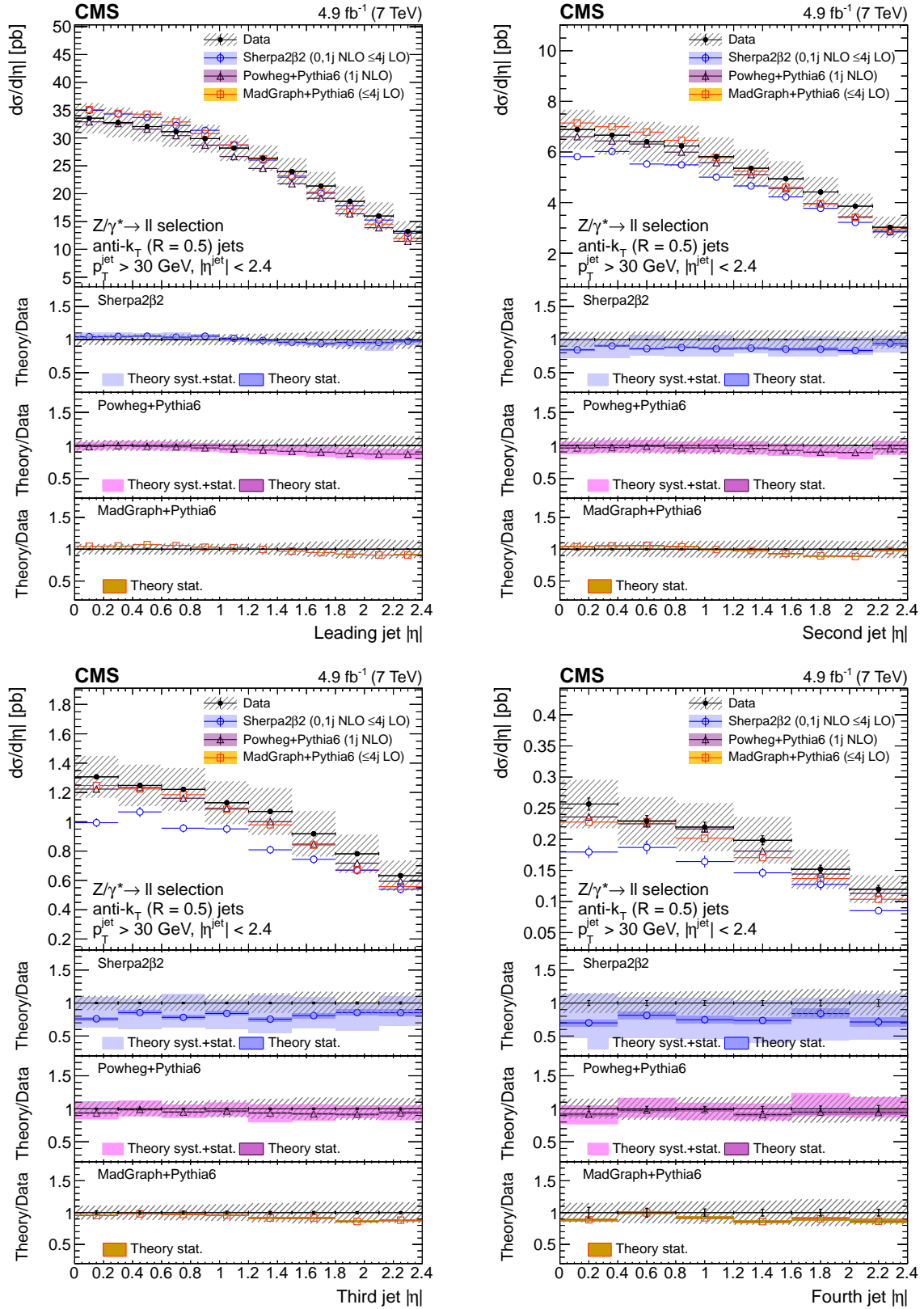


Figure 4: Unfolded differential cross section as a function of the jet absolute pseudorapidity $|\eta|$ for the first (top left), second (top right), third (bottom left), and fourth (bottom right) highest p_T jets, compared with SHERPA, POWHEG, and MADGRAPH predictions. Error bars around the experimental points represent the statistical uncertainty, while cross-hatched bands represent statistical plus systematic uncertainty. The bands around theory predictions correspond to the statistical uncertainty of the generated sample and, for NLO calculations, to its combination with systematic uncertainty related to scale variations.

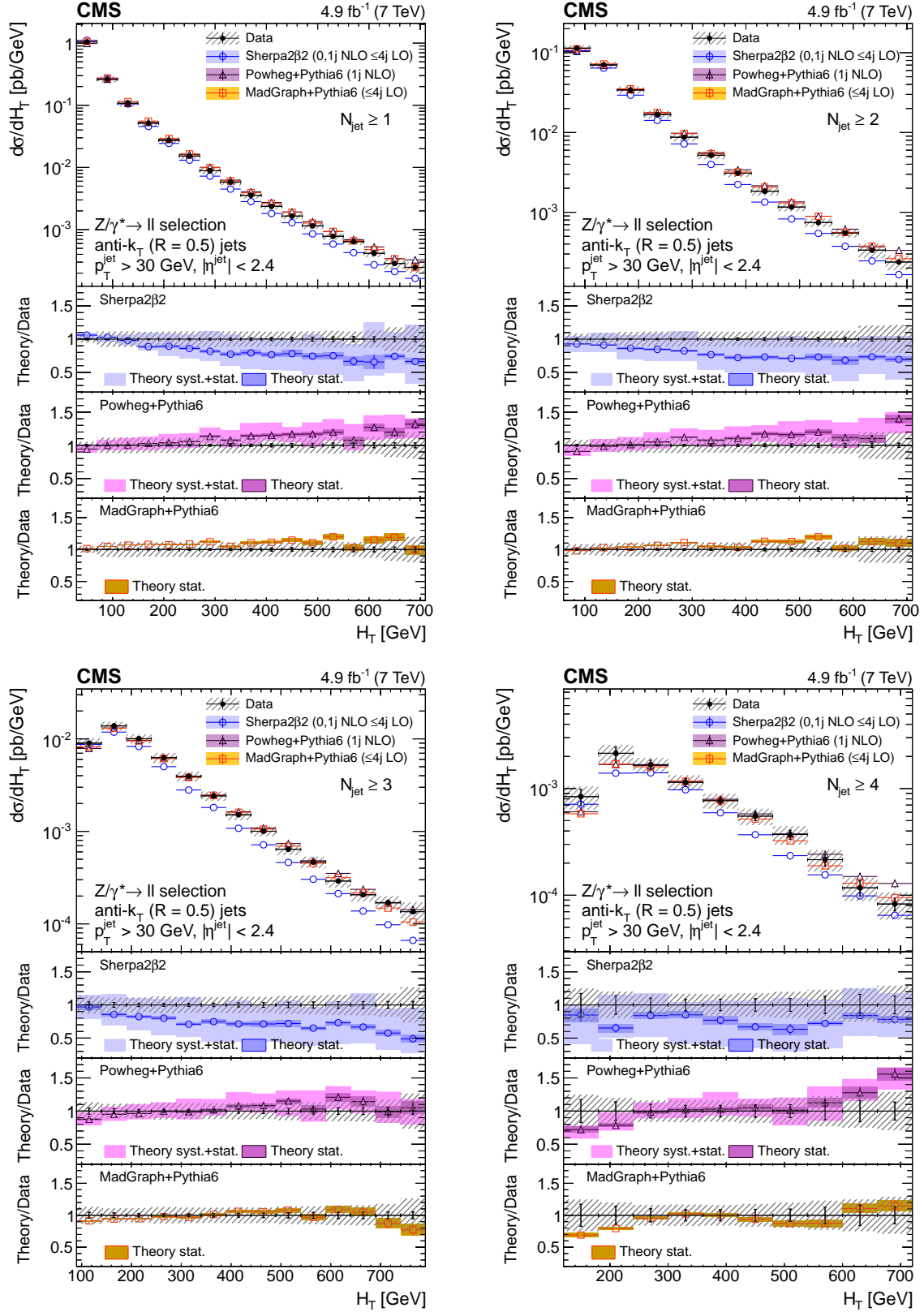


Figure 5: Unfolded differential cross section as a function of H_T for events with at least one (top left), two (top right), three (bottom left), and four (bottom right) jets compared with SHERPA, POWHEG, and MADGRAPH predictions. Error bars around the experimental points represent the statistical uncertainty, while cross-hatched bands represent statistical plus systematic uncertainty. The bands around theory predictions correspond to the statistical uncertainty of the generated sample and, for NLO calculations, to its combination with systematic uncertainty related to scale variations.

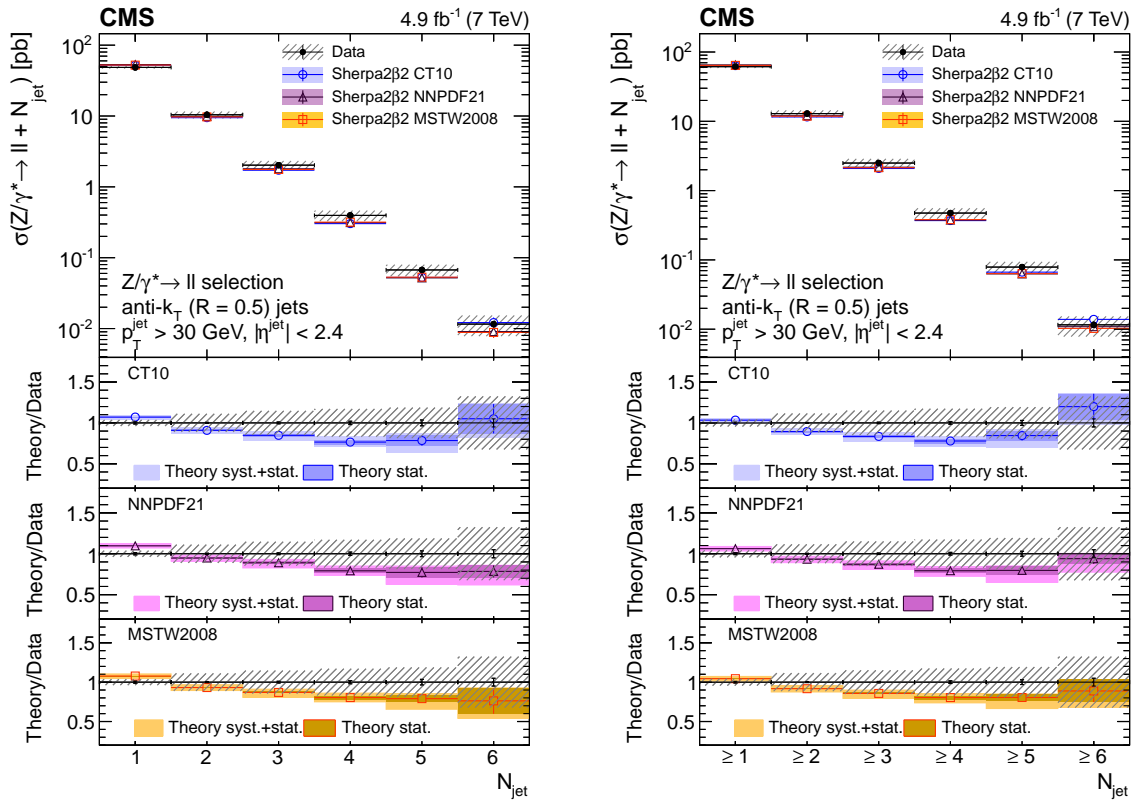


Figure 6: Exclusive jet multiplicity distribution (left) and inclusive jet multiplicity distribution (right), after the unfolding procedure, compared with SHERPA predictions based on the PDF sets CT10, MSTW2008, and NNPDF2.1. Error bars around the experimental points represent the statistical uncertainty, while cross-hatched bands represent statistical plus systematic uncertainty. The bands around theory predictions correspond to the statistical uncertainty of the generated sample and to its combination with the theoretical PDF uncertainty.

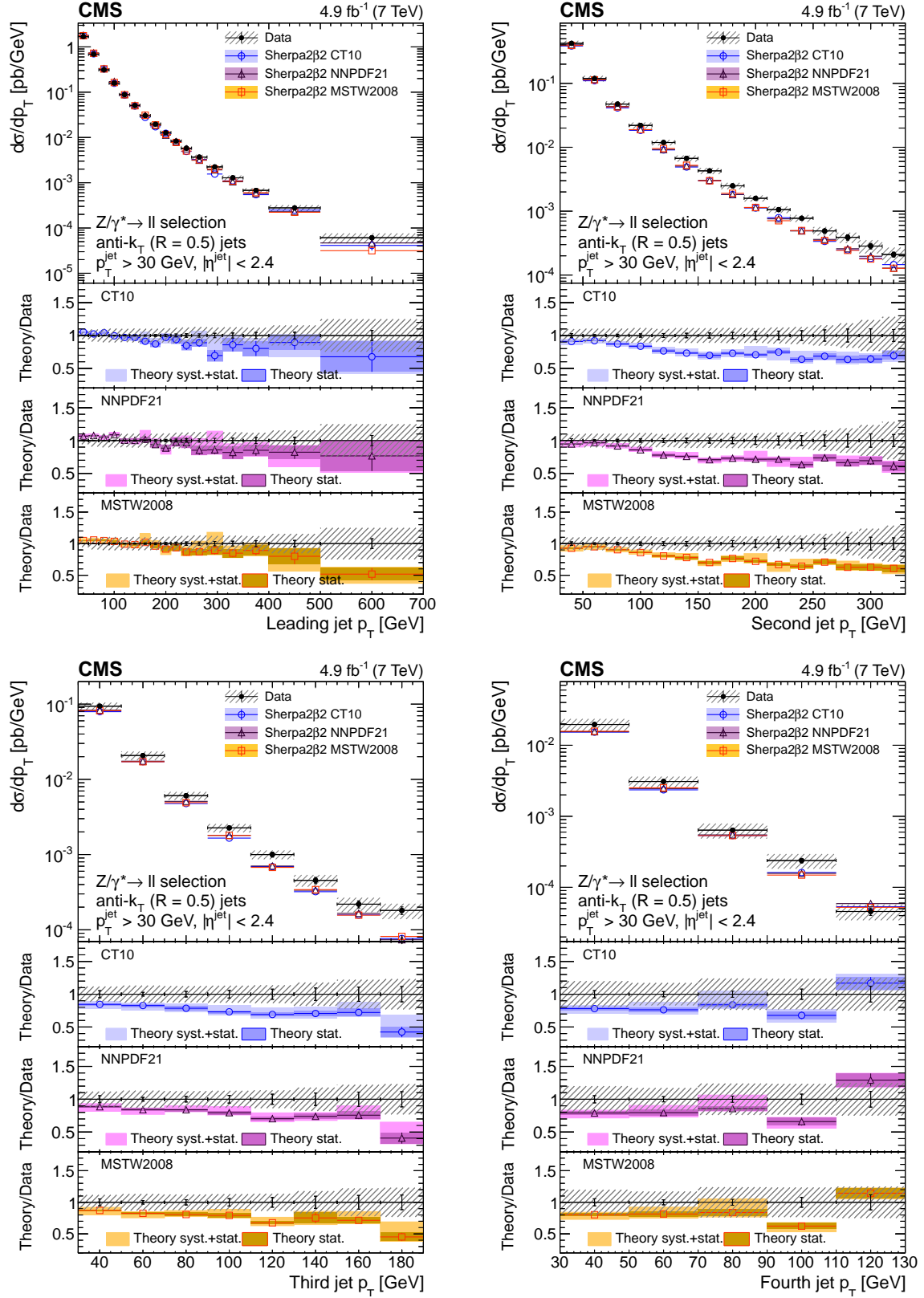


Figure 7: Unfolded differential cross section as a function of p_T for the first (top left), second (top right), third (bottom left), and fourth (bottom right) highest p_T jets, compared with SHERPA predictions based on the PDF sets CT10, MSTW2008, and NNPDF2.1. Error bars around the experimental points represent the statistical uncertainty, while cross-hatched bands represent statistical plus systematic uncertainty. The bands around theory predictions correspond to the statistical uncertainty of the generated sample and to its combination with the theoretical PDF uncertainty.

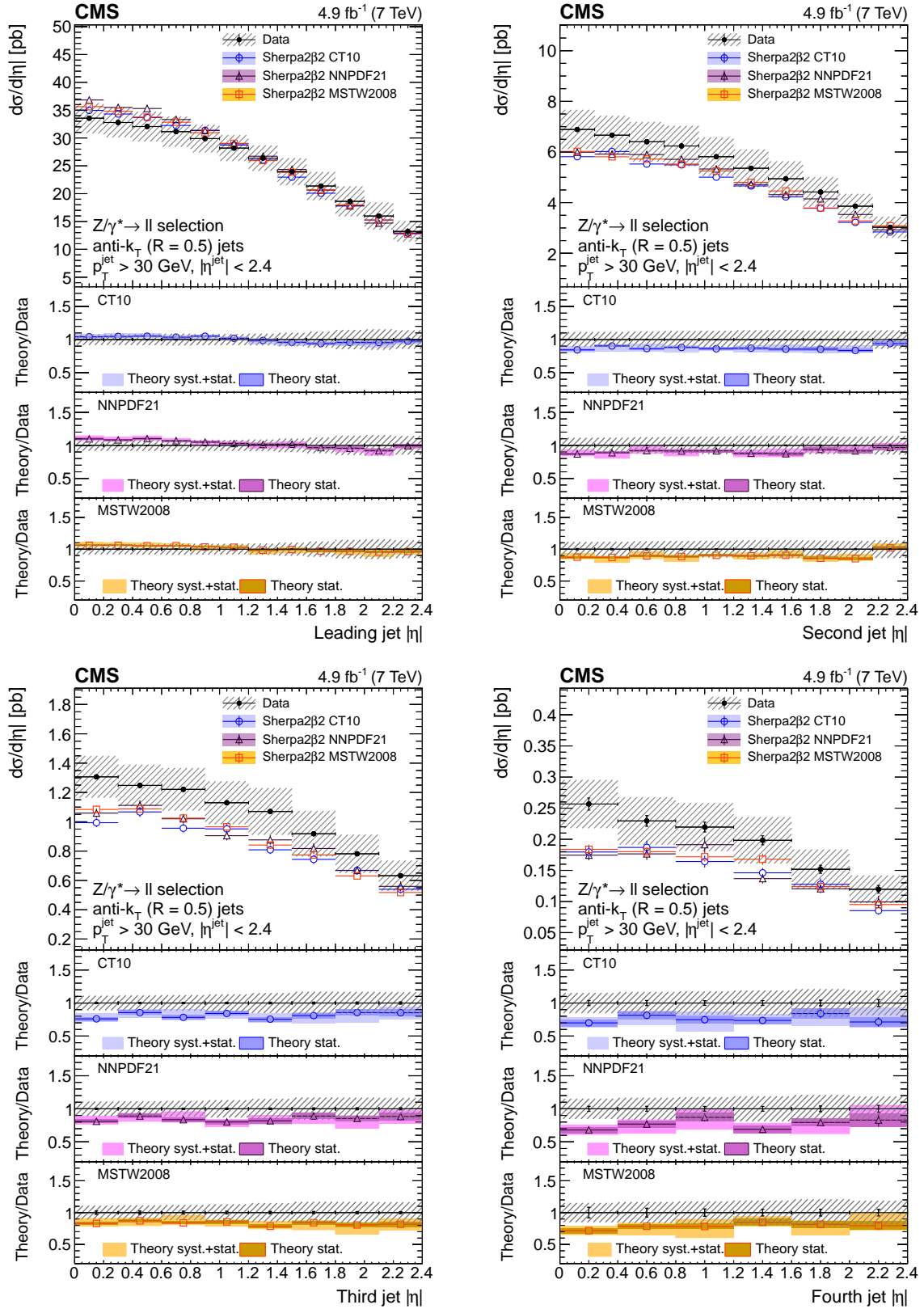


Figure 8: Unfolded differential cross section as a function of the jet absolute pseudorapidity $|\eta|$ for the first (top left), second (top right), third (bottom left), and fourth (bottom right) highest p_T jets, compared with SHERPA predictions based on the PDF sets CT10, MSTW2008, and NNPDF2.1. Error bars around the experimental points represent the statistical uncertainty, while cross-hatched bands represent statistical plus systematic uncertainty. The bands around theory predictions correspond to the statistical uncertainty of the generated sample and to its combination with the theoretical PDF uncertainty.

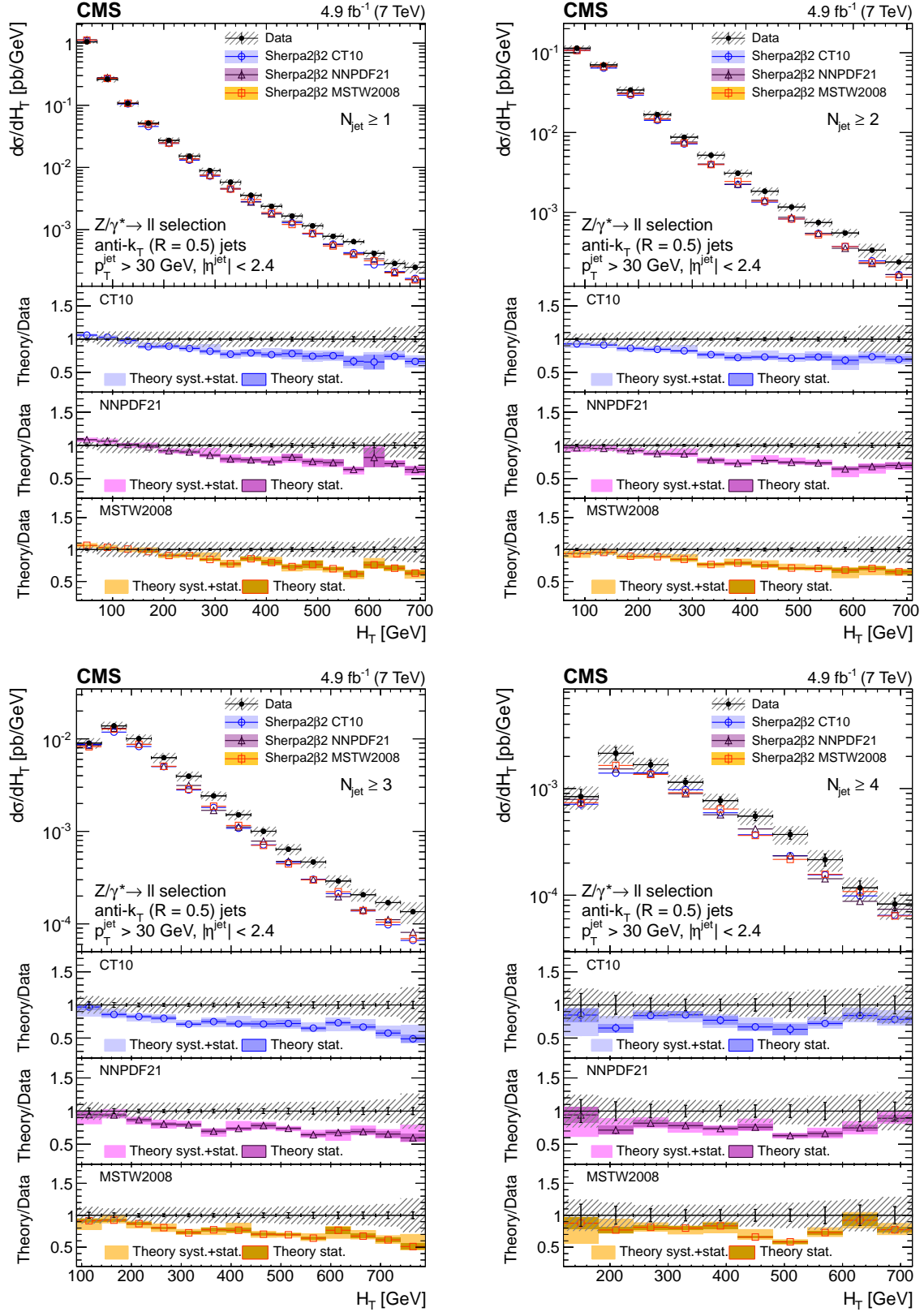


Figure 9: Unfolded differential cross section as a function of H_T for events with at least one (top left), two (top right), three (bottom left), and four (bottom right) jets compared with SHERPA predictions based on the PDF sets CT10, MSTW2008, and NNPDF2.1. Error bars around the experimental points represent the statistical uncertainty, while cross-hatched bands represent statistical plus systematic uncertainty. The bands around theory predictions correspond to the statistical uncertainty of the generated sample and to its combination with the theoretical PDF uncertainty.

University of Malaya (Malaysia); the Mexican Funding Agencies (CINVESTAV, CONACYT, SEP, and UASLP-FAI); the Ministry of Business, Innovation and Employment, New Zealand; the Pakistan Atomic Energy Commission; the Ministry of Science and Higher Education and the National Science Centre, Poland; the Fundação para a Ciência e a Tecnologia, Portugal; JINR, Dubna; the Ministry of Education and Science of the Russian Federation, the Federal Agency of Atomic Energy of the Russian Federation, Russian Academy of Sciences, and the Russian Foundation for Basic Research; the Ministry of Education, Science and Technological Development of Serbia; the Secretaría de Estado de Investigación, Desarrollo e Innovación and Programa Consolider-Ingenio 2010, Spain; the Swiss Funding Agencies (ETH Board, ETH Zurich, PSI, SNF, UniZH, Canton Zurich, and SER); the Ministry of Science and Technology, Taipei; the Thailand Center of Excellence in Physics, the Institute for the Promotion of Teaching Science and Technology of Thailand, Special Task Force for Activating Research and the National Science and Technology Development Agency of Thailand; the Scientific and Technical Research Council of Turkey, and Turkish Atomic Energy Authority; the National Academy of Sciences of Ukraine, and State Fund for Fundamental Researches, Ukraine; the Science and Technology Facilities Council, UK; the US Department of Energy, and the US National Science Foundation.

Individuals have received support from the Marie-Curie programme and the European Research Council and EPLANET (European Union); the Leventis Foundation; the A. P. Sloan Foundation; the Alexander von Humboldt Foundation; the Belgian Federal Science Policy Office; the Fonds pour la Formation à la Recherche dans l'Industrie et dans l'Agriculture (FRIA-Belgium); the Agentschap voor Innovatie door Wetenschap en Technologie (IWT-Belgium); the Ministry of Education, Youth and Sports (MEYS) of the Czech Republic; the Council of Science and Industrial Research, India; the HOMING PLUS programme of Foundation for Polish Science, cofinanced from European Union, Regional Development Fund; the Compagnia di San Paolo (Torino); the Consorzio per la Fisica (Trieste); MIUR project 20108T4XTM (Italy); the Thalís and Aristeia programmes cofinanced by EU-ESF and the Greek NSRF; and the National Priorities Research Program by Qatar National Research Fund.

References

- [1] CDF Collaboration, “Measurement of inclusive jet cross-sections in $Z/\gamma^*(\rightarrow e^+e^-) + \text{jets}$ production in $p\bar{p}$ collisions at $\sqrt{s} = 1.96 \text{ TeV}$ ”, *Phys. Rev. Lett.* **100** (2008) 102001, doi:10.1103/PhysRevLett.100.102001, arXiv:0711.3717.
- [2] D0 Collaboration, “Measurements of differential cross sections of $Z/\gamma^* + \text{jets} + X$ events in $p\bar{p}$ collisions at $\sqrt{s} = 1.96 \text{ TeV}$ ”, *Phys. Lett. B* **678** (2009) 45, doi:10.1016/j.physletb.2009.05.058, arXiv:0903.1748.
- [3] ATLAS Collaboration, “Measurement of the production cross section for Z/γ^* in association with jets in pp collisions at $\sqrt{s} = 7 \text{ TeV}$ with the ATLAS detector”, *Phys. Rev. D* **85** (2012) 032009, doi:10.1103/PhysRevD.85.032009, arXiv:1111.2690.
- [4] CMS Collaboration, “Jet production rates in association with W and Z bosons in pp collisions at $\sqrt{s} = 7 \text{ TeV}$ ”, *JHEP* **01** (2012) 010, doi:10.1007/JHEP01(2012)010, arXiv:1110.3226.
- [5] ATLAS Collaboration, “Measurement of the production cross section of jets in association with a Z boson in pp collisions at $\sqrt{s} = 7 \text{ TeV}$ with the ATLAS detector”, *JHEP* **07** (2013) 032, doi:10.1007/JHEP07(2013)032, arXiv:1304.7098.

- [6] CMS Collaboration, “Absolute Calibration of the Luminosity Measurement at CMS: Winter 2012 Update”, CMS Physics Analysis Summary CMS-PAS-SMP-12-008, 2012.
- [7] CMS Collaboration, “The CMS experiment at the CERN LHC”, *JINST* **3** (2008) S08004, doi:10.1088/1748-0221/3/08/S08004.
- [8] CMS Collaboration, “Determination of jet energy calibration and transverse momentum resolution in CMS”, *JINST* **6** (2011) P11002, doi:10.1088/1748-0221/6/11/P11002, arXiv:1107.4277.
- [9] J. Alwall et al., “MadGraph 5: going beyond”, *JHEP* **06** (2011) 128, doi:10.1007/JHEP06(2011)128, arXiv:1106.0522.
- [10] Pumplin et al., “New generation of parton distributions with uncertainties from global QCD analysis”, *JHEP* **07** (2002) 012, doi:10.1088/1126-6708/2002/07/012, arXiv:hep-ph/0201195.
- [11] T. Sjöstrand, S. Mrenna, and P. Skands, “PYTHIA 6.4 physics and manual”, *JHEP* **05** (2006) 026, doi:10.1088/1126-6708/2006/05/026, arXiv:hep-ph/0603175.
- [12] CMS Collaboration, “Charged particle multiplicities in pp interactions at $\sqrt{s} = 0.9, 2.36$, and 7 TeV”, *JHEP* **01** (2011) 079, doi:10.1007/JHEP01(2011)079, arXiv:1011.5531.
- [13] J. Alwall et al., “Comparative study of various algorithms for the merging of parton showers and matrix elements in hadronic collisions”, *Eur. Phys. J. C* **53** (2008) 473, doi:10.1140/epjc/s10052-007-0490-5, arXiv:0706.2569.
- [14] P. Golonka et al., “The tauola-photos-F environment for the TAUOLA and PHOTOS packages, release II”, *Comput. Phys. Commun.* **174** (2006) 818, doi:10.1016/j.cpc.2005.12.018, arXiv:hep-ph/0312240.
- [15] P. Nason, “A new method for combining NLO QCD with shower Monte Carlo algorithms”, *JHEP* **11** (2004) 040, doi:10.1088/1126-6708/2004/11/040, arXiv:hep-ph/0409146.
- [16] S. Frixione, P. Nason, and C. Oleari, “Matching NLO QCD computations with parton shower simulations: the POWHEG method”, *JHEP* **11** (2007) 070, doi:10.1088/1126-6708/2007/11/070, arXiv:0709.2092.
- [17] S. Alioli, P. Nason, C. Oleari, and E. Re, “A general framework for implementing NLO calculations in shower Monte Carlo programs: the POWHEG BOX”, *JHEP* **06** (2010) 043, doi:10.1007/JHEP06(2010)043, arXiv:1002.2581.
- [18] E. Re, “Single-top W t -channel production matched with parton showers using the POWHEG method”, *Eur. Phys. J. C* **71** (2011) 1547, doi:10.1140/epjc/s10052-011-1547-z, arXiv:1009.2450.
- [19] T. Gleisberg and S. Höche, “Comix, a new matrix element generator”, *JHEP* **12** (2008) 039, doi:10.1088/1126-6708/2008/12/039, arXiv:0808.3674.
- [20] S. Schumann and F. Krauss, “A parton shower algorithm based on Catani-Seymour dipole factorisation”, *JHEP* **03** (2008) 038, doi:10.1088/1126-6708/2008/03/038, arXiv:0709.1027.

- [21] T. Gleisberg et al., “Event generation with SHERPA 1.1”, *JHEP* **02** (2009) 007, doi:10.1088/1126-6708/2009/02/007, arXiv:0811.4622.
- [22] S. Höche, F. Krauss, S. Schumann, and F. Siegert, “QCD matrix elements and truncated showers”, *JHEP* **05** (2009) 053, doi:10.1088/1126-6708/2009/05/053, arXiv:0903.1219.
- [23] P. M. Nadolsky et al., “Implications of CTEQ global analysis for collider observables”, *Phys. Rev. D* **78** (2008) 013004, doi:10.1103/PhysRevD.78.013004, arXiv:0802.0007.
- [24] K. Melnikov and F. Petriello, “Electroweak gauge boson production at hadron colliders through $\mathcal{O}(\alpha_s^2)$ ”, *Phys. Rev. D* **74** (2006) 114017, doi:10.1103/PhysRevD.74.114017, arXiv:hep-ph/0609070.
- [25] A. D. Martin, W. J. Stirling, R. S. Thorne, and G. Watt, “Parton distributions for the LHC”, *Eur. Phys. J. C* **63** (2009) 189, doi:10.1140/epjc/s10052-009-1072-5, arXiv:0901.0002.
- [26] M. Czakon, P. Fiedler, and A. Mitov, “Total Top-Quark Pair-Production Cross Section at Hadron Colliders Through $\mathcal{O}(\alpha_s^4)$ ”, *Phys. Rev. Lett.* **110** (2013) 252004, doi:10.1103/PhysRevLett.110.252004, arXiv:1303.6254.
- [27] J. M. Campbell, R. K. Ellis, and C. Williams, “Vector boson pair production at the LHC”, *JHEP* **07** (2011) 018, doi:10.1007/JHEP07(2011)018, arXiv:1105.0020.
- [28] S. Agostinelli et al., “GEANT4—a simulation toolkit”, *Nucl. Instrum. Meth. A* **506** (2003) 250, doi:10.1016/S0168-9002(03)01368-8.
- [29] J. Allison et al., “GEANT4 developments and applications”, *IEEE Trans. Nucl. Sci.* **53** (2006) 270, doi:10.1109/TNS.2006.869826.
- [30] CMS Collaboration, “Particle-Flow Event Reconstruction in CMS and Performance for Jets, Taus, and E_T^{miss} ”, CMS Physics Analysis Summary CMS-PAS-PFT-09-001, 2009.
- [31] CMS Collaboration, “Commissioning of the Particle-flow Event Reconstruction with the first LHC collisions recorded in the CMS detector”, CMS Physics Analysis Summary CMS-PAS-PFT-10-001, 2010.
- [32] CMS Collaboration, “Electron reconstruction and identification at $\sqrt{s} = 7$ TeV”, CMS Physics Analysis Summary CMS-PAS-EGM-10-004, 2010.
- [33] CMS Collaboration, “Energy calibration and resolution of the CMS electromagnetic calorimeter in pp collisions at $\sqrt{s} = 7$ TeV”, *JINST* **8** (2013) P09009, doi:10.1088/1748-0221/8/09/P09009, arXiv:1306.2016.
- [34] M. Cacciari and G. P. Salam, “Pileup subtraction using jet areas”, *Phys. Lett. B* **659** (2008) 119, doi:10.1016/j.physletb.2007.09.077, arXiv:0707.1378.
- [35] M. Cacciari, G. P. Salam, and G. Soyez, “The anti- k_t jet clustering algorithm”, *JHEP* **04** (2008) 063, doi:10.1088/1126-6708/2008/04/063, arXiv:0802.1189.
- [36] M. Cacciari and G. P. Salam, “Dispelling the N^3 myth for the k_t jet-finder”, *Phys. Lett. B* **641** (2006) 57, doi:10.1016/j.physletb.2006.08.037, arXiv:hep-ph/0512210.

- [37] M. Cacciari, G. P. Salam, and G. Soyez, “FastJet user manual”, *Eur. Phys. J. C* **72** (2012) 1896, doi:10.1140/epjc/s10052-012-1896-2, arXiv:1111.6097.
- [38] CMS Collaboration, “Measurement of the inclusive W and Z production cross sections in pp collisions at $\sqrt{s} = 7$ TeV with the CMS experiment”, *JHEP* **10** (2011) 132, doi:10.1007/JHEP10(2011)132, arXiv:1107.4789.
- [39] CMS Collaboration, “Event shapes and azimuthal correlations in Z + jets events in pp collisions at $\sqrt{s} = 7$ TeV”, *Phys. Lett. B* **722** (2013) 238, doi:10.1016/j.physletb.2013.04.025, arXiv:1301.1646.
- [40] T. Adye, “Unfolding algorithms and tests using RooUnfold”, (2011). arXiv:1105.1160.
- [41] A. Höcker and V. Kartvelishvili, “SVD approach to data unfolding”, *Nucl. Instrum. Meth. A* **362** (1996) 469, doi:10.1016/0168-9002(95)01478-0, arXiv:hep-ph/9509307.
- [42] G. D’Agostini, “A multidimensional unfolding method based on Bayes’ theorem”, *Nucl. Instrum. Meth. A* **362** (1995) 487, doi:10.1016/0168-9002(95)00274-X.
- [43] CMS Collaboration, “Measurement of the $t\bar{t}$ production cross section in the dilepton channel in pp collisions at $\sqrt{s} = 7$ TeV”, *JHEP* **11** (2012) 067, doi:10.1007/JHEP11(2012)067, arXiv:1208.2671.
- [44] CMS Collaboration, “Measurement of the $t\bar{t}$ production cross section in pp collisions at $\sqrt{s} = 7$ TeV with lepton + jets final states”, *Phys. Lett. B* **720** (2013) 83, doi:10.1016/j.physletb.2013.02.021, arXiv:1212.6682.
- [45] CMS Collaboration, “Measurement of the sum of WW and WZ production with W+dijet events in pp collisions at $\sqrt{s} = 7$ TeV”, *Eur. Phys. J. C* **73** (2013) 2283, doi:10.1140/epjc/s10052-013-2283-3, arXiv:1210.7544.
- [46] CMS Collaboration, “Measurement of the ZZ production cross section and search for anomalous couplings in $2\ell 2\ell'$ final states in pp collisions at $\sqrt{s} = 7$ TeV”, *JHEP* **01** (2013) 063, doi:10.1007/JHEP01(2013)063, arXiv:1211.4890.
- [47] CMS Collaboration, “Measurement of differential top-quark pair production cross sections in pp collisions at $\sqrt{s} = 7$ TeV”, *Eur. Phys. J. C* **73** (2013) 2339, doi:10.1140/epjc/s10052-013-2339-4, arXiv:1211.2220.
- [48] S. Höche, F. Krauss, M. Schönherr, and F. Siegert, “QCD matrix elements + parton showers. The NLO case”, *JHEP* **04** (2013) 027, doi:10.1007/JHEP04(2013)027, arXiv:1207.5030.
- [49] H.-L. Lai et al., “New parton distributions for collider physics”, *Phys. Rev. D* **82** (2010) 074024, doi:10.1103/PhysRevD.82.074024, arXiv:1007.2241.
- [50] C. F. Berger et al., “Vector Boson + Jets with BlackHat and SHERPA”, *Nucl. Phys. Proc. Suppl.* **205-206** (2010) 92, doi:10.1016/j.nuclphysbps.2010.08.025, arXiv:1005.3728.
- [51] S. Alioli, P. Nason, C. Oleari, and E. Re, “Vector boson plus one jet production in POWHEG”, *JHEP* **01** (2011) 095, doi:10.1007/JHEP01(2011)095, arXiv:1009.5594.

-
- [52] R. D. Ball et al., “Impact of heavy quark masses on parton distributions and LHC phenomenology”, *Nucl. Phys. B* **849** (2011) 296, doi:10.1016/j.nuclphysb.2011.03.021, arXiv:1101.1300.
- [53] F. A. Berends et al., “Multijet production in W,Z events at $p\bar{p}$ colliders”, *Phys. Lett. B* **224** (1989) 237, doi:10.1016/0370-2693(89)91081-2.

A The CMS Collaboration

Yerevan Physics Institute, Yerevan, Armenia

V. Khachatryan, A.M. Sirunyan, A. Tumasyan

Institut für Hochenergiephysik der OeAW, Wien, Austria

W. Adam, T. Bergauer, M. Dragicevic, J. Erö, C. Fabjan¹, M. Friedl, R. Frühwirth¹, V.M. Ghete, C. Hartl, N. Hörmann, J. Hrubec, M. Jeitler¹, W. Kiesenhofer, V. Knünz, M. Krammer¹, I. Krätschmer, D. Liko, I. Mikulec, D. Rabady², B. Rahbaran, H. Rohringer, R. Schöfbeck, J. Strauss, A. Taurok, W. Treberer-Treberspurg, W. Waltenberger, C.-E. Wulz¹

National Centre for Particle and High Energy Physics, Minsk, Belarus

V. Mossolov, N. Shumeiko, J. Suarez Gonzalez

Universiteit Antwerpen, Antwerpen, Belgium

S. Alderweireldt, M. Bansal, S. Bansal, T. Cornelis, E.A. De Wolf, X. Janssen, A. Knutsson, S. Luyckx, S. Ochesanu, B. Roland, R. Rougny, M. Van De Klundert, H. Van Haevermaet, P. Van Mechelen, N. Van Remortel, A. Van Spilbeeck

Vrije Universiteit Brussel, Brussel, Belgium

F. Blekman, S. Blyweert, J. D'Hondt, N. Daci, N. Heracleous, J. Keaveney, S. Lowette, M. Maes, A. Olbrechts, Q. Python, D. Strom, S. Tavernier, W. Van Doninck, P. Van Mulders, G.P. Van Onsem, I. Vilella

Université Libre de Bruxelles, Bruxelles, Belgium

C. Caillol, B. Clerbaux, G. De Lentdecker, D. Dobur, L. Favart, A.P.R. Gay, A. Grebenyuk, A. Léonard, A. Mohammadi, L. Pernie², T. Reis, T. Seva, L. Thomas, C. Vander Velde, P. Vanlaer, J. Wang

Ghent University, Ghent, Belgium

V. Adler, K. Beernaert, L. Benucci, A. Cimmino, S. Costantini, S. Crucy, S. Dildick, A. Fagot, G. Garcia, J. McCartin, A.A. Ocampo Rios, D. Ryckbosch, S. Salva Diblen, M. Sigamani, N. Strobbe, F. Thyssen, M. Tytgat, E. Yazgan, N. Zaganidis

Université Catholique de Louvain, Louvain-la-Neuve, Belgium

S. Basegmez, C. Beluffi³, G. Bruno, R. Castello, A. Caudron, L. Ceard, G.G. Da Silva, C. Delaere, T. du Pree, D. Favart, L. Forthomme, A. Giammanco⁴, J. Hollar, P. Jez, M. Komm, V. Lemaitre, C. Nuttens, D. Pagano, L. Perrini, A. Pin, K. Piotrkowski, A. Popov⁵, L. Quertenmont, M. Selvaggi, M. Vidal Marono, J.M. Vizan Garcia

Université de Mons, Mons, Belgium

N. Beliy, T. Caebergs, E. Daubie, G.H. Hammad

Centro Brasileiro de Pesquisas Fisicas, Rio de Janeiro, Brazil

W.L. Aldá Júnior, G.A. Alves, L. Brito, M. Correa Martins Junior, T. Dos Reis Martins, C. Mora Herrera, M.E. Pol

Universidade do Estado do Rio de Janeiro, Rio de Janeiro, Brazil

W. Carvalho, J. Chinellato⁶, A. Custódio, E.M. Da Costa, D. De Jesus Damiao, C. De Oliveira Martins, S. Fonseca De Souza, H. Malbouisson, D. Matos Figueiredo, L. Mundim, H. Nogima, W.L. Prado Da Silva, J. Santaolalla, A. Santoro, A. Sznajder, E.J. Tonelli Manganote⁶, A. Vilela Pereira

Universidade Estadual Paulista ^a, Universidade Federal do ABC ^b, São Paulo, Brazil

C.A. Bernardes^b, S. Dogra^a, T.R. Fernandez Perez Tomei^a, E.M. Gregores^b, P.G. Mercadante^b, S.F. Novaes^a, Sandra S. Padula^a

Institute for Nuclear Research and Nuclear Energy, Sofia, Bulgaria

A. Aleksandrov, V. Genchev², P. Iaydjiev, A. Marinov, S. Piperov, M. Rodozov, S. Stoykova, G. Sultanov, V. Tcholakov, M. Vutova

University of Sofia, Sofia, Bulgaria

A. Dimitrov, I. Glushkov, R. Hadjiiska, V. Kozhuharov, L. Litov, B. Pavlov, P. Petkov

Institute of High Energy Physics, Beijing, China

J.G. Bian, G.M. Chen, H.S. Chen, M. Chen, R. Du, C.H. Jiang, S. Liang, R. Plestina⁷, J. Tao, X. Wang, Z. Wang

State Key Laboratory of Nuclear Physics and Technology, Peking University, Beijing, China

C. Asawatrangkuldee, Y. Ban, Y. Guo, Q. Li, W. Li, S. Liu, Y. Mao, S.J. Qian, D. Wang, L. Zhang, W. Zou

Universidad de Los Andes, Bogota, Colombia

C. Avila, L.F. Chaparro Sierra, C. Florez, J.P. Gomez, B. Gomez Moreno, J.C. Sanabria

University of Split, Faculty of Electrical Engineering, Mechanical Engineering and Naval Architecture, Split, Croatia

N. Godinovic, D. Lelas, D. Polic, I. Puljak

University of Split, Faculty of Science, Split, Croatia

Z. Antunovic, M. Kovac

Institute Rudjer Boskovic, Zagreb, Croatia

V. Brigljevic, K. Kadija, J. Luetic, D. Mekterovic, L. Sudic

University of Cyprus, Nicosia, Cyprus

A. Attikis, G. Mavromanolakis, J. Mousa, C. Nicolaou, F. Ptochos, P.A. Razis

Charles University, Prague, Czech Republic

M. Bodlak, M. Finger, M. Finger Jr.⁸

Academy of Scientific Research and Technology of the Arab Republic of Egypt, Egyptian Network of High Energy Physics, Cairo, Egypt

Y. Assran⁹, A. Ellithi Kamel¹⁰, M.A. Mahmoud¹¹, A. Radi^{12,13}

National Institute of Chemical Physics and Biophysics, Tallinn, Estonia

M. Kadastik, M. Murumaa, M. Raidal, A. Tiko

Department of Physics, University of Helsinki, Helsinki, Finland

P. Eerola, G. Fedi, M. Voutilainen

Helsinki Institute of Physics, Helsinki, Finland

J. Härkönen, V. Karimäki, R. Kinnunen, M.J. Kortelainen, T. Lampén, K. Lassila-Perini, S. Lehti, T. Lindén, P. Luukka, T. Mäenpää, T. Peltola, E. Tuominen, J. Tuominiemi, E. Tuovinen, L. Wendland

Lappeenranta University of Technology, Lappeenranta, Finland

T. Tuuva

DSM/IRFU, CEA/Saclay, Gif-sur-Yvette, France

M. Besancon, F. Couderc, M. Dejardin, D. Denegri, B. Fabbro, J.L. Faure, C. Favaro, F. Ferri, S. Ganjour, A. Givernaud, P. Gras, G. Hamel de Monchenault, P. Jarry, E. Locci, J. Malcles, J. Rander, A. Rosowsky, M. Titov

Laboratoire Leprince-Ringuet, Ecole Polytechnique, IN2P3-CNRS, Palaiseau, France

S. Baffioni, F. Beaudette, P. Busson, C. Charlot, T. Dahms, M. Dalchenko, L. Dobrzynski, N. Filipovic, A. Florent, R. Granier de Cassagnac, L. Mastrolorenzo, P. Miné, C. Mironov, I.N. Naranjo, M. Nguyen, C. Ochando, P. Paganini, S. Regnard, R. Salerno, J.B. Sauvan, Y. Sirois, C. Veelken, Y. Yilmaz, A. Zabi

Institut Pluridisciplinaire Hubert Curien, Université de Strasbourg, Université de Haute Alsace Mulhouse, CNRS/IN2P3, Strasbourg, France

J.-L. Agram¹⁴, J. Andrea, A. Aubin, D. Bloch, J.-M. Brom, E.C. Chabert, C. Collard, E. Conte¹⁴, J.-C. Fontaine¹⁴, D. Gelé, U. Goerlach, C. Goetzmann, A.-C. Le Bihan, P. Van Hove

Centre de Calcul de l'Institut National de Physique Nucleaire et de Physique des Particules, CNRS/IN2P3, Villeurbanne, France

S. Gadrat

Université de Lyon, Université Claude Bernard Lyon 1, CNRS-IN2P3, Institut de Physique Nucléaire de Lyon, Villeurbanne, France

S. Beauceron, N. Beaupere, G. Boudoul², E. Bouvier, S. Brochet, C.A. Carrillo Montoya, J. Chasserat, R. Chierici, D. Contardo², P. Depasse, H. El Mamouni, J. Fan, J. Fay, S. Gascon, M. Gouzevitch, B. Ille, T. Kurca, M. Lethuillier, L. Mirabito, S. Perries, J.D. Ruiz Alvarez, D. Sabes, L. Sgandurra, V. Sordini, M. Vander Donckt, P. Verdier, S. Viret, H. Xiao

Institute of High Energy Physics and Informatization, Tbilisi State University, Tbilisi, Georgia

Z. Tsamalaidze⁸

RWTH Aachen University, I. Physikalisches Institut, Aachen, Germany

C. Autermann, S. Beranek, M. Bontenackels, M. Edelhoff, L. Feld, O. Hindrichs, K. Klein, A. Ostapchuk, A. Perieanu, F. Raupach, J. Sammet, S. Schael, H. Weber, B. Wittmer, V. Zhukov⁵

RWTH Aachen University, III. Physikalisches Institut A, Aachen, Germany

M. Ata, E. Dietz-Laursonn, D. Duchardt, M. Erdmann, R. Fischer, A. Güth, T. Hebbeker, C. Heidemann, K. Hoepfner, D. Klingebiel, S. Knutzen, P. Kreuzer, M. Merschmeyer, A. Meyer, P. Millet, M. Olschewski, K. Padeken, P. Papacz, H. Reithler, S.A. Schmitz, L. Sonnenschein, D. Teyssier, S. Thüer, M. Weber

RWTH Aachen University, III. Physikalisches Institut B, Aachen, Germany

V. Cherepanov, Y. Erdogan, G. Flügge, H. Geenen, M. Geisler, W. Haj Ahmad, A. Heister, F. Hoehle, B. Kargoll, T. Kress, Y. Kuessel, J. Lingemann², A. Nowack, I.M. Nugent, L. Perchalla, O. Pooth, A. Stahl

Deutsches Elektronen-Synchrotron, Hamburg, Germany

I. Asin, N. Bartosik, J. Behr, W. Behrenhoff, U. Behrens, A.J. Bell, M. Bergholz¹⁵, A. Bethani, K. Borras, A. Burgmeier, A. Cakir, L. Calligaris, A. Campbell, S. Choudhury, F. Costanza, C. Diez Pardos, S. Dooling, T. Dorland, G. Eckerlin, D. Eckstein, T. Eichhorn, G. Flucke, J. Garay Garcia, A. Geiser, P. Gunnellini, J. Hauk, G. Hellwig, M. Hempel, D. Horton, H. Jung, A. Kalogeropoulos, M. Kasemann, P. Katsas, J. Kieseler, C. Kleinwort, D. Krücker, W. Lange, J. Leonard, K. Lipka, A. Lobanov, W. Lohmann¹⁵, B. Lutz, R. Mankel, I. Marfin, I.-A. Melzer-Pellmann, A.B. Meyer, J. Mnich, A. Mussgiller, S. Naumann-Emme, A. Nayak,

O. Novgorodova, F. Nowak, E. Ntomari, H. Perrey, D. Pitzl, R. Placakyte, A. Raspereza, P.M. Ribeiro Cipriano, E. Ron, M.Ö. Sahin, J. Salfeld-Nebgen, P. Saxena, R. Schmidt¹⁵, T. Schoerner-Sadenius, M. Schröder, C. Seitz, S. Spannagel, A.D.R. Vargas Trevino, R. Walsh, C. Wissing

University of Hamburg, Hamburg, Germany

M. Aldaya Martin, V. Blobel, M. Centis Vignali, A.r. Draeger, J. Erfle, E. Garutti, K. Goebel, M. Görner, J. Haller, M. Hoffmann, R.S. Höing, H. Kirschenmann, R. Klanner, R. Kogler, J. Lange, T. Lapsien, T. Lenz, I. Marchesini, J. Ott, T. Peiffer, N. Pietsch, J. Poehlsen, T. Poehlsen, D. Rathjens, C. Sander, H. Schettler, P. Schleper, E. Schlieckau, A. Schmidt, M. Seidel, V. Sola, H. Stadie, G. Steinbrück, D. Troendle, E. Usai, L. Vanelderen

Institut für Experimentelle Kernphysik, Karlsruhe, Germany

C. Barth, C. Baus, J. Berger, C. Böser, E. Butz, T. Chwalek, W. De Boer, A. Descroix, A. Dierlamm, M. Feindt, F. Frensch, M. Giffels, F. Hartmann², T. Hauth², U. Husemann, I. Katkov⁵, A. Kornmayer², E. Kuznetsova, P. Lobelle Pardo, M.U. Mozer, Th. Müller, A. Nürnberg, G. Quast, K. Rabbertz, F. Ratnikov, S. Röcker, H.J. Simonis, F.M. Stober, R. Ulrich, J. Wagner-Kuhr, S. Wayand, T. Weiler, R. Wolf

Institute of Nuclear and Particle Physics (INPP), NCSR Demokritos, Aghia Paraskevi, Greece

G. Anagnostou, G. Daskalakis, T. Gerasis, V.A. Giakoumopoulou, A. Kyriakis, D. Loukas, A. Markou, C. Markou, A. Psallidas, I. Topsis-Giotis

University of Athens, Athens, Greece

A. Panagiotou, N. Saoulidou, E. Stiliaris

University of Ioánnina, Ioánnina, Greece

X. Aslanoglou, I. Evangelou, G. Flouris, C. Foudas, P. Kokkas, N. Manthos, I. Papadopoulos, E. Paradas

Wigner Research Centre for Physics, Budapest, Hungary

G. Bencze, C. Hajdu, P. Hidas, D. Horvath¹⁶, F. Sikler, V. Veszpremi, G. Vesztergombi¹⁷, A.J. Zsigmond

Institute of Nuclear Research ATOMKI, Debrecen, Hungary

N. Beni, S. Czellar, J. Karancsi¹⁸, J. Molnar, J. Palinkas, Z. Szillasi

University of Debrecen, Debrecen, Hungary

P. Raics, Z.L. Trocsanyi, B. Ujvari

National Institute of Science Education and Research, Bhubaneswar, India

S.K. Swain

Panjab University, Chandigarh, India

S.B. Beri, V. Bhatnagar, N. Dhingra, R. Gupta, U. Bhawandeep, A.K. Kalsi, M. Kaur, M. Mittal, N. Nishu, J.B. Singh

University of Delhi, Delhi, India

Ashok Kumar, Arun Kumar, S. Ahuja, A. Bhardwaj, B.C. Choudhary, A. Kumar, S. Malhotra, M. Naimuddin, K. Ranjan, V. Sharma

Saha Institute of Nuclear Physics, Kolkata, India

S. Banerjee, S. Bhattacharya, K. Chatterjee, S. Dutta, B. Gomber, Sa. Jain, Sh. Jain, R. Khurana, A. Modak, S. Mukherjee, D. Roy, S. Sarkar, M. Sharan

Bhabha Atomic Research Centre, Mumbai, India

A. Abdulsalam, D. Dutta, S. Kailas, V. Kumar, A.K. Mohanty², L.M. Pant, P. Shukla, A. Topkar

Tata Institute of Fundamental Research, Mumbai, India

T. Aziz, S. Banerjee, S. Bhowmik¹⁹, R.M. Chatterjee, R.K. Dewanjee, S. Dugad, S. Ganguly, S. Ghosh, M. Guchait, A. Gurtu²⁰, G. Kole, S. Kumar, M. Maity¹⁹, G. Majumder, K. Mazumdar, G.B. Mohanty, B. Parida, K. Sudhakar, N. Wickramage²¹

Institute for Research in Fundamental Sciences (IPM), Tehran, Iran

H. Bakhshiansohi, H. Behnamian, S.M. Etesami²², A. Fahim²³, R. Goldouzian, A. Jafari, M. Khakzad, M. Mohammadi Najafabadi, M. Naseri, S. Paktinat Mehdiabadi, B. Safarzadeh²⁴, M. Zeinali

University College Dublin, Dublin, Ireland

M. Felcini, M. Grunewald

INFN Sezione di Bari ^a, Università di Bari ^b, Politecnico di Bari ^c, Bari, Italy

M. Abbrescia^{a,b}, L. Barbone^{a,b}, C. Calabria^{a,b}, S.S. Chhibra^{a,b}, A. Colaleo^a, D. Creanza^{a,c}, N. De Filippis^{a,c}, M. De Palma^{a,b}, L. Fiore^a, G. Iaselli^{a,c}, G. Maggi^{a,c}, M. Maggi^a, S. My^{a,c}, S. Nuzzo^{a,b}, A. Pompili^{a,b}, G. Pugliese^{a,c}, R. Radogna^{a,b,2}, G. Selvaggi^{a,b}, L. Silvestris^{a,2}, G. Singh^{a,b}, R. Venditti^{a,b}, P. Verwilligen^a, G. Zito^a

INFN Sezione di Bologna ^a, Università di Bologna ^b, Bologna, Italy

G. Abbiendi^a, A.C. Benvenuti^a, D. Bonacorsi^{a,b}, S. Braibant-Giacomelli^{a,b}, L. Brigliadori^{a,b}, R. Campanini^{a,b}, P. Capiluppi^{a,b}, A. Castro^{a,b}, F.R. Cavallo^a, G. Codispoti^{a,b}, M. Cuffiani^{a,b}, G.M. Dallavalle^a, F. Fabbri^a, A. Fanfani^{a,b}, D. Fasanella^{a,b}, P. Giacomelli^a, C. Grandi^a, L. Guiducci^{a,b}, S. Marcellini^a, G. Masetti^{a,2}, A. Montanari^a, F.L. Navarria^{a,b}, A. Perrotta^a, F. Primavera^{a,b}, A.M. Rossi^{a,b}, T. Rovelli^{a,b}, G.P. Siroli^{a,b}, N. Tosi^{a,b}, R. Travaglini^{a,b}

INFN Sezione di Catania ^a, Università di Catania ^b, CSFNSM ^c, Catania, Italy

S. Albergo^{a,b}, G. Cappello^a, M. Chiorboli^{a,b}, S. Costa^{a,b}, F. Giordano^{a,2}, R. Potenza^{a,b}, A. Tricomi^{a,b}, C. Tuve^{a,b}

INFN Sezione di Firenze ^a, Università di Firenze ^b, Firenze, Italy

G. Barbagli^a, V. Ciulli^{a,b}, C. Civinini^a, R. D'Alessandro^{a,b}, E. Focardi^{a,b}, E. Gallo^a, S. Gonzi^{a,b}, V. Gori^{a,b,2}, P. Lenzi^{a,b}, M. Meschini^a, S. Paoletti^a, G. Sguazzoni^a, A. Tropiano^{a,b}

INFN Laboratori Nazionali di Frascati, Frascati, Italy

L. Benussi, S. Bianco, F. Fabbri, D. Piccolo

INFN Sezione di Genova ^a, Università di Genova ^b, Genova, Italy

F. Ferro^a, M. Lo Vetere^{a,b}, E. Robutti^a, S. Tosi^{a,b}

INFN Sezione di Milano-Bicocca ^a, Università di Milano-Bicocca ^b, Milano, Italy

M.E. Dinardo^{a,b}, S. Fiorendi^{a,b,2}, S. Gennai^{a,2}, R. Gerosa², A. Ghezzi^{a,b}, P. Govoni^{a,b}, M.T. Lucchini^{a,b,2}, S. Malvezzi^a, R.A. Manzoni^{a,b}, A. Martelli^{a,b}, B. Marzocchi, D. Menasce^a, L. Moroni^a, M. Paganoni^{a,b}, D. Pedrini^a, S. Ragazzi^{a,b}, N. Redaelli^a, T. Tabarelli de Fatis^{a,b}

INFN Sezione di Napoli ^a, Università di Napoli 'Federico II' ^b, Università della Basilicata (Potenza) ^c, Università G. Marconi (Roma) ^d, Napoli, Italy

S. Buontempo^a, N. Cavallo^{a,c}, S. Di Guida^{a,d,2}, F. Fabozzi^{a,c}, A.O.M. Iorio^{a,b}, L. Lista^a, S. Meola^{a,d,2}, M. Merola^a, P. Paolucci^{a,2}

INFN Sezione di Padova ^a, Università di Padova ^b, Università di Trento (Trento) ^c, Padova, Italy

P. Azzi^a, N. Bacchetta^a, M. Bellato^a, M. Biasotto^{a,25}, A. Branca^{a,b}, M. Dall’Osso^{a,b}, T. Dorigo^a, F. Fanzago^a, M. Galanti^{a,b}, F. Gasparini^{a,b}, P. Giubilato^{a,b}, A. Gozzelino^a, K. Kanishchev^{a,c}, S. Lacaprara^a, M. Margoni^{a,b}, A.T. Meneguzzo^{a,b}, M. Passaseo^a, J. Pazzini^{a,b}, M. Pegoraro^a, N. Pozzobon^{a,b}, P. Ronchese^{a,b}, F. Simonetto^{a,b}, E. Torassa^a, M. Tosi^{a,b}, S. Vanini^{a,b}, P. Zotto^{a,b}, A. Zucchetta^{a,b}

INFN Sezione di Pavia ^a, Università di Pavia ^b, Pavia, Italy

M. Gabusi^{a,b}, S.P. Ratti^{a,b}, C. Riccardi^{a,b}, P. Salvini^a, P. Vitulo^{a,b}

INFN Sezione di Perugia ^a, Università di Perugia ^b, Perugia, Italy

M. Biasini^{a,b}, G.M. Bilei^a, D. Ciangottini^{a,b}, L. Fanò^{a,b}, P. Lariccia^{a,b}, G. Mantovani^{a,b}, M. Menichelli^a, F. Romeo^{a,b}, A. Saha^a, A. Santocchia^{a,b}, A. Spiezia^{a,b,2}

INFN Sezione di Pisa ^a, Università di Pisa ^b, Scuola Normale Superiore di Pisa ^c, Pisa, Italy

K. Androsov^{a,26}, P. Azzurri^a, G. Bagliesi^a, J. Bernardini^a, T. Boccali^a, G. Broccolo^{a,c}, R. Castaldi^a, M.A. Ciocci^{a,26}, R. Dell’Orso^a, S. Donato^{a,c}, F. Fiori^{a,c}, L. Foà^{a,c}, A. Giassi^a, M.T. Grippo^{a,26}, F. Ligabue^{a,c}, T. Lomtadze^a, L. Martini^{a,b}, A. Messineo^{a,b}, C.S. Moon^{a,27}, F. Palla^{a,2}, A. Rizzi^{a,b}, A. Savoy-Navarro^{a,28}, A.T. Serban^a, P. Spagnolo^a, P. Squillacioti^{a,26}, R. Tenchini^a, G. Tonelli^{a,b}, A. Venturi^a, P.G. Verдини^a, C. Vernieri^{a,c,2}

INFN Sezione di Roma ^a, Università di Roma ^b, Roma, Italy

L. Barone^{a,b}, F. Cavallari^a, G. D’imperio^{a,b}, D. Del Re^{a,b}, M. Diemoz^a, M. Grassi^{a,b}, C. Jorda^a, E. Longo^{a,b}, F. Margaroli^{a,b}, P. Meridiani^a, F. Micheli^{a,b,2}, S. Nourbakhsh^{a,b}, G. Organtini^{a,b}, R. Paramatti^a, S. Rahatlou^{a,b}, C. Rovelli^a, F. Santanastasio^{a,b}, L. Soffi^{a,b,2}, P. Traczyk^{a,b}

INFN Sezione di Torino ^a, Università di Torino ^b, Università del Piemonte Orientale (Novara) ^c, Torino, Italy

N. Amapane^{a,b}, R. Arcidiacono^{a,c}, S. Argiro^{a,b,2}, M. Arneodo^{a,c}, R. Bellan^{a,b}, C. Biino^a, N. Cartiglia^a, S. Casasso^{a,b,2}, M. Costa^{a,b}, A. Degano^{a,b}, N. Demaria^a, L. Finco^{a,b}, C. Mariotti^a, S. Maselli^a, E. Migliore^{a,b}, V. Monaco^{a,b}, M. Musich^a, M.M. Obertino^{a,c,2}, G. Ortona^{a,b}, L. Pacher^{a,b}, N. Pastrone^a, M. Pelliccioni^a, G.L. Pinna Angioni^{a,b}, A. Potenza^{a,b}, A. Romero^{a,b}, M. Ruspa^{a,c}, R. Sacchi^{a,b}, A. Solano^{a,b}, A. Staiano^a, U. Tamponi^a

INFN Sezione di Trieste ^a, Università di Trieste ^b, Trieste, Italy

S. Belforte^a, V. Candelise^{a,b}, M. Casarsa^a, F. Cossutti^a, G. Della Ricca^{a,b}, B. Gobbo^a, C. La Licata^{a,b}, M. Marone^{a,b}, D. Montanino^{a,b}, D. Scaini^{a,b}, A. Schizzi^{a,b,2}, T. Umer^{a,b}, A. Zanetti^a

Kangwon National University, Chunchon, Korea

A. Kropivnitskaya, S.K. Nam

Kyungpook National University, Daegu, Korea

D.H. Kim, G.N. Kim, M.S. Kim, D.J. Kong, S. Lee, Y.D. Oh, H. Park, A. Sakharov, D.C. Son

Chonbuk National University, Jeonju, Korea

T.J. Kim

Chonnam National University, Institute for Universe and Elementary Particles, Kwangju, Korea

J.Y. Kim, S. Song

Korea University, Seoul, Korea

S. Choi, D. Gyun, B. Hong, M. Jo, H. Kim, Y. Kim, B. Lee, K.S. Lee, S.K. Park, Y. Roh

University of Seoul, Seoul, Korea

M. Choi, J.H. Kim, I.C. Park, S. Park, G. Ryu, M.S. Ryu

Sungkyunkwan University, Suwon, Korea

Y. Choi, Y.K. Choi, J. Goh, D. Kim, E. Kwon, J. Lee, H. Seo, I. Yu

Vilnius University, Vilnius, Lithuania

A. Juodagalvis

National Centre for Particle Physics, Universiti Malaya, Kuala Lumpur, Malaysia

J.R. Komaragiri, M.A.B. Md Ali

Centro de Investigacion y de Estudios Avanzados del IPN, Mexico City, Mexico

H. Castilla-Valdez, E. De La Cruz-Burelo, I. Heredia-de La Cruz²⁹, R. Lopez-Fernandez, A. Sanchez-Hernandez

Universidad Iberoamericana, Mexico City, Mexico

S. Carrillo Moreno, F. Vazquez Valencia

Benemerita Universidad Autonoma de Puebla, Puebla, Mexico

I. Pedraza, H.A. Salazar Ibarquen

Universidad Autónoma de San Luis Potosí, San Luis Potosí, Mexico

E. Casimiro Linares, A. Morelos Pineda

University of Auckland, Auckland, New Zealand

D. Krofcheck

University of Canterbury, Christchurch, New Zealand

P.H. Butler, S. Reucroft

National Centre for Physics, Quaid-I-Azam University, Islamabad, Pakistan

A. Ahmad, M. Ahmad, Q. Hassan, H.R. Hoorani, S. Khalid, W.A. Khan, T. Khurshid, M.A. Shah, M. Shoaib

National Centre for Nuclear Research, Swierk, Poland

H. Bialkowska, M. Bluj, B. Boimska, T. Frueboes, M. Górski, M. Kazana, K. Nawrocki, K. Romanowska-Rybinska, M. Szleper, P. Zalewski

Institute of Experimental Physics, Faculty of Physics, University of Warsaw, Warsaw, Poland

G. Brona, K. Bunkowski, M. Cwiok, W. Dominik, K. Doroba, A. Kalinowski, M. Konecki, J. Krolikowski, M. Misiura, M. Olszewski, W. Wolszczak

Laboratório de Instrumentação e Física Experimental de Partículas, Lisboa, Portugal

P. Bargassa, C. Beirão Da Cruz E Silva, P. Faccioli, P.G. Ferreira Parracho, M. Gallinaro, F. Nguyen, J. Rodrigues Antunes, J. Seixas, J. Varela, P. Vischia

Joint Institute for Nuclear Research, Dubna, Russia

I. Golutvin, V. Karjavin, V. Konoplyanikov, V. Korenkov, G. Kozlov, A. Lanev, A. Malakhov, V. Matveev³⁰, V.V. Mitsyn, P. Moisezenz, V. Palichik, V. Pereygin, S. Shmatov, S. Shulha, N. Skatchkov, V. Smirnov, E. Tikhonenko, A. Zarubin

Petersburg Nuclear Physics Institute, Gatchina (St. Petersburg), Russia

V. Golovtsov, Y. Ivanov, V. Kim³¹, P. Levchenko, V. Murzin, V. Oreshkin, I. Smirnov, V. Sulimov, L. Uvarov, S. Vavilov, A. Vorobyev, An. Vorobyev

Institute for Nuclear Research, Moscow, Russia

Yu. Andreev, A. Dermenev, S. Gninenko, N. Golubev, M. Kirsanov, N. Krasnikov, A. Pashenkov, D. Tlisov, A. Toropin

Institute for Theoretical and Experimental Physics, Moscow, Russia

V. Epshteyn, V. Gavrilov, N. Lychkovskaya, V. Popov, G. Safronov, S. Semenov, A. Spiridonov, V. Stolin, E. Vlasov, A. Zhokin

P.N. Lebedev Physical Institute, Moscow, Russia

V. Andreev, M. Azarkin, I. Dremin, M. Kirakosyan, A. Leonidov, G. Mesyats, S.V. Rusakov, A. Vinogradov

Skobeltsyn Institute of Nuclear Physics, Lomonosov Moscow State University, Moscow, Russia

A. Belyaev, E. Boos, M. Dubinin³², L. Dudko, A. Ershov, A. Gribushin, V. Klyukhin, O. Kodolova, I. Lokhtin, S. Obraztsov, S. Petrushanko, V. Savrin, A. Snigirev

State Research Center of Russian Federation, Institute for High Energy Physics, Protvino, Russia

I. Azhgirey, I. Bayshev, S. Bitioukov, V. Kachanov, A. Kalinin, D. Konstantinov, V. Krychkine, V. Petrov, R. Ryutin, A. Sobol, L. Tourtchanovitch, S. Troshin, N. Tyurin, A. Uzunian, A. Volkov

University of Belgrade, Faculty of Physics and Vinca Institute of Nuclear Sciences, Belgrade, Serbia

P. Adzic³³, M. Ekmedzic, J. Milosevic, V. Rekovic

Centro de Investigaciones Energéticas Medioambientales y Tecnológicas (CIEMAT), Madrid, Spain

J. Alcaraz Maestre, C. Battilana, E. Calvo, M. Cerrada, M. Chamizo Llatas, N. Colino, B. De La Cruz, A. Delgado Peris, D. Domínguez Vázquez, A. Escalante Del Valle, C. Fernandez Bedoya, J.P. Fernández Ramos, J. Flix, M.C. Fouz, P. Garcia-Abia, O. Gonzalez Lopez, S. Goy Lopez, J.M. Hernandez, M.I. Josa, G. Merino, E. Navarro De Martino, A. Pérez-Calero Yzquierdo, J. Puerta Pelayo, A. Quintario Olmeda, I. Redondo, L. Romero, M.S. Soares

Universidad Autónoma de Madrid, Madrid, Spain

C. Albajar, J.F. de Trocóniz, M. Missiroli, D. Moran

Universidad de Oviedo, Oviedo, Spain

H. Brun, J. Cuevas, J. Fernandez Menendez, S. Folgueras, I. Gonzalez Caballero, L. Lloret Iglesias

Instituto de Física de Cantabria (IFCA), CSIC-Universidad de Cantabria, Santander, Spain

J.A. Brochero Cifuentes, I.J. Cabrillo, A. Calderon, J. Duarte Campderros, M. Fernandez, G. Gomez, A. Graziano, A. Lopez Virto, J. Marco, R. Marco, C. Martinez Rivero, F. Matorras, F.J. Munoz Sanchez, J. Piedra Gomez, T. Rodrigo, A.Y. Rodríguez-Marrero, A. Ruiz-Jimeno, L. Scodellaro, I. Vila, R. Vilar Cortabitarte

CERN, European Organization for Nuclear Research, Geneva, Switzerland

D. Abbaneo, E. Auffray, G. Auzinger, M. Bachtis, P. Baillon, A.H. Ball, D. Barney, A. Benaglia, J. Bendavid, L. Benhabib, J.F. Benitez, C. Bernet⁷, G. Bianchi, P. Bloch, A. Bocci, A. Bonato, O. Bondu, C. Botta, H. Breuker, T. Camporesi, G. Cerminara, S. Colafranceschi³⁴, M. D'Alfonso, D. d'Enterria, A. Dabrowski, A. David, F. De Guio, A. De Roeck, S. De Visscher, M. Dobson, M. Dordevic, N. Dupont-Sagorin, A. Elliott-Peisert, J. Eugster, G. Franzoni, W. Funk, D. Gigi, K. Gill, D. Giordano, M. Girone, F. Glege, R. Guida, S. Gundacker, M. Guthoff, J. Hammer,

M. Hansen, P. Harris, J. Hegeman, V. Innocente, P. Janot, K. Kousouris, K. Krajczar, P. Lecoq, C. Lourenço, N. Magini, L. Malgeri, M. Mannelli, J. Marrouche, L. Masetti, F. Meijers, S. Mersi, E. Meschi, F. Moortgat, S. Morovic, M. Mulders, P. Musella, L. Orsini, L. Pape, E. Perez, L. Perrozzi, A. Petrilli, G. Petrucciani, A. Pfeiffer, M. Pierini, M. Pimiä, D. Piparo, M. Plagge, A. Racz, G. Rolandi³⁵, M. Rovere, H. Sakulin, C. Schäfer, C. Schwick, A. Sharma, P. Siegrist, P. Silva, M. Simon, P. Sphicas³⁶, D. Spiga, J. Steggemann, B. Stieger, M. Stoye, D. Treille, A. Tsirou, G.I. Veres¹⁷, J.R. Vlimant, N. Wardle, H.K. Wöhri, H. Wollny, W.D. Zeuner

Paul Scherrer Institut, Villigen, Switzerland

W. Bertl, K. Deiters, W. Erdmann, R. Horisberger, Q. Ingram, H.C. Kaestli, D. Kotlinski, U. Langenegger, D. Renker, T. Rohe

Institute for Particle Physics, ETH Zurich, Zurich, Switzerland

F. Bachmair, L. Bäni, L. Bianchini, P. Bortignon, M.A. Buchmann, B. Casal, N. Chanon, A. Deisher, G. Dissertori, M. Dittmar, M. Donegà, M. Dünser, P. Eller, C. Grab, D. Hits, W. Lustermann, B. Mangano, A.C. Marini, P. Martinez Ruiz del Arbol, D. Meister, N. Mohr, C. Nägeli³⁷, F. Nessi-Tedaldi, F. Pandolfi, F. Pauss, M. Peruzzi, M. Quittnat, L. Rebane, M. Rossini, A. Starodumov³⁸, M. Takahashi, K. Theofilatos, R. Wallny, H.A. Weber

Universität Zürich, Zurich, Switzerland

C. Amsler³⁹, M.F. Canelli, V. Chiochia, A. De Cosa, A. Hinzmann, T. Hreus, B. Kilminster, C. Lange, B. Millan Mejias, J. Ngadiuba, P. Robmann, F.J. Ronga, S. Taroni, M. Verzetti, Y. Yang

National Central University, Chung-Li, Taiwan

M. Cardaci, K.H. Chen, C. Ferro, C.M. Kuo, W. Lin, Y.J. Lu, R. Volpe, S.S. Yu

National Taiwan University (NTU), Taipei, Taiwan

P. Chang, Y.H. Chang, Y.W. Chang, Y. Chao, K.F. Chen, P.H. Chen, C. Dietz, U. Grundler, W.-S. Hou, K.Y. Kao, Y.J. Lei, Y.F. Liu, R.-S. Lu, D. Majumder, E. Petrakou, Y.M. Tzeng, R. Wilken

Chulalongkorn University, Faculty of Science, Department of Physics, Bangkok, Thailand

B. Asavapibhop, N. Srimanobhas, N. Suwonjandee

Cukurova University, Adana, Turkey

A. Adiguzel, M.N. Bakirci⁴⁰, S. Cerci⁴¹, C. Dozen, I. Dumanoglu, E. Eskut, S. Girgis, G. Gokbulut, E. Gurpinar, I. Hos, E.E. Kangal, A. Kayis Topaksu, G. Onengut⁴², K. Ozdemir, S. Ozturk⁴⁰, A. Polatoz, K. Sogut⁴³, D. Sunar Cerci⁴¹, B. Tali⁴¹, H. Topakli⁴⁰, M. Vergili

Middle East Technical University, Physics Department, Ankara, Turkey

I.V. Akin, B. Bilin, S. Bilmis, H. Gamsizkan, G. Karapinar⁴⁴, K. Ocalan, S. Sekmen, U.E. Surat, M. Yalvac, M. Zeyrek

Bogazici University, Istanbul, Turkey

E. Gülmez, B. Isildak⁴⁵, M. Kaya⁴⁶, O. Kaya⁴⁷

Istanbul Technical University, Istanbul, Turkey

H. Bahtiyar⁴⁸, E. Barlas, K. Cankocak, F.I. Vardarli, M. Yücel

National Scientific Center, Kharkov Institute of Physics and Technology, Kharkov, Ukraine

L. Levchuk, P. Sorokin

University of Bristol, Bristol, United Kingdom

J.J. Brooke, E. Clement, D. Cussans, H. Flacher, R. Frazier, J. Goldstein, M. Grimes, G.P. Heath, H.F. Heath, J. Jacob, L. Kreczko, C. Lucas, Z. Meng, D.M. Newbold⁴⁹, S. Paramesvaran, A. Poll, S. Senkin, V.J. Smith, T. Williams

Rutherford Appleton Laboratory, Didcot, United Kingdom

K.W. Bell, A. Belyaev⁵⁰, C. Brew, R.M. Brown, D.J.A. Cockerill, J.A. Coughlan, K. Harder, S. Harper, E. Olaiya, D. Petyt, C.H. Shepherd-Themistocleous, A. Thea, I.R. Tomalin, W.J. Womersley, S.D. Worm

Imperial College, London, United Kingdom

M. Baber, R. Bainbridge, O. Buchmuller, D. Burton, D. Colling, N. Cripps, M. Cutajar, P. Dauncey, G. Davies, M. Della Negra, P. Dunne, W. Ferguson, J. Fulcher, D. Futyan, A. Gilbert, G. Hall, G. Iles, M. Jarvis, G. Karapostoli, M. Kenzie, R. Lane, R. Lucas⁴⁹, L. Lyons, A.-M. Magnan, S. Malik, B. Mathias, J. Nash, A. Nikitenko³⁸, J. Pela, M. Pesaresi, K. Petridis, D.M. Raymond, S. Rogerson, A. Rose, C. Seez, P. Sharp[†], A. Tapper, M. Vazquez Acosta, T. Virdee

Brunel University, Uxbridge, United Kingdom

J.E. Cole, P.R. Hobson, A. Khan, P. Kyberd, D. Leggat, D. Leslie, W. Martin, I.D. Reid, P. Symonds, L. Teodorescu, M. Turner

Baylor University, Waco, USA

J. Dittmann, K. Hatakeyama, A. Kasmi, H. Liu, T. Scarborough

The University of Alabama, Tuscaloosa, USA

O. Charaf, S.I. Cooper, C. Henderson, P. Rumerio

Boston University, Boston, USA

A. Avetisyan, T. Bose, C. Fantasia, P. Lawson, C. Richardson, J. Rohlf, D. Sperka, J. St. John, L. Sulak

Brown University, Providence, USA

J. Alimena, E. Berry, S. Bhattacharya, G. Christopher, D. Cutts, Z. Demiragli, A. Ferapontov, A. Garabedian, U. Heintz, G. Kukartsev, E. Laird, G. Landsberg, M. Luk, M. Narain, M. Segala, T. Sinthuprasith, T. Speer, J. Swanson

University of California, Davis, Davis, USA

R. Breedon, G. Breto, M. Calderon De La Barca Sanchez, S. Chauhan, M. Chertok, J. Conway, R. Conway, P.T. Cox, R. Erbacher, M. Gardner, W. Ko, R. Lander, T. Miceli, M. Mulhearn, D. Pellett, J. Pilot, F. Ricci-Tam, M. Searle, S. Shalhout, J. Smith, M. Squires, D. Stolp, M. Tripathi, S. Wilbur, R. Yohay

University of California, Los Angeles, Los Angeles, USA

R. Cousins, P. Everaerts, C. Farrell, J. Hauser, M. Ignatenko, G. Rakness, E. Takasugi, V. Valuev, M. Weber

University of California, Riverside, Riverside, USA

J. Babb, K. Burt, R. Clare, J. Ellison, J.W. Gary, G. Hanson, J. Heilman, M. Ivova Rikova, P. Jandir, E. Kennedy, F. Lacroix, H. Liu, O.R. Long, A. Luthra, M. Malberti, H. Nguyen, M. Olmedo Negrete, A. Shrinivas, S. Sumowidagdo, S. Wimpenny

University of California, San Diego, La Jolla, USA

W. Andrews, J.G. Branson, G.B. Cerati, S. Cittolin, R.T. D'Agnolo, D. Evans, A. Holzner, R. Kelley, D. Klein, M. Lebourgeois, J. Letts, I. Macneill, D. Olivito, S. Padhi, C. Palmer, M. Pieri, M. Sani, V. Sharma, S. Simon, E. Sudano, M. Tadel, Y. Tu, A. Vartak, C. Welke, F. Würthwein, A. Yagil, J. Yoo

University of California, Santa Barbara, Santa Barbara, USA

D. Barge, J. Bradmiller-Feld, C. Campagnari, T. Danielson, A. Dishaw, K. Flowers, M. Franco

Sevilla, P. Geffert, C. George, F. Golf, L. Gouskos, J. Incandela, C. Justus, N. Mccoll, J. Richman, D. Stuart, W. To, C. West

California Institute of Technology, Pasadena, USA

A. Apresyan, A. Bornheim, J. Bunn, Y. Chen, E. Di Marco, J. Duarte, A. Mott, H.B. Newman, C. Pena, C. Rogan, M. Spiropulu, V. Timciuc, R. Wilkinson, S. Xie, R.Y. Zhu

Carnegie Mellon University, Pittsburgh, USA

V. Azzolini, A. Calamba, B. Carlson, T. Ferguson, Y. Iiyama, M. Paulini, J. Russ, H. Vogel, I. Vorobiev

University of Colorado at Boulder, Boulder, USA

J.P. Cumalat, W.T. Ford, A. Gaz, E. Luiggi Lopez, U. Nauenberg, J.G. Smith, K. Stenson, K.A. Ulmer, S.R. Wagner

Cornell University, Ithaca, USA

J. Alexander, A. Chatterjee, J. Chu, S. Dittmer, N. Eggert, N. Mirman, G. Nicolas Kaufman, J.R. Patterson, A. Ryd, E. Salvati, L. Skinnari, W. Sun, W.D. Teo, J. Thom, J. Thompson, J. Tucker, Y. Weng, L. Winstrom, P. Wittich

Fairfield University, Fairfield, USA

D. Winn

Fermi National Accelerator Laboratory, Batavia, USA

S. Abdullin, M. Albrow, J. Anderson, G. Apollinari, L.A.T. Bauerdick, A. Beretvas, J. Berryhill, P.C. Bhat, K. Burkett, J.N. Butler, H.W.K. Cheung, F. Chlebana, S. Cihangir, V.D. Elvira, I. Fisk, J. Freeman, Y. Gao, E. Gottschalk, L. Gray, D. Green, S. Grünendahl, O. Gutsche, J. Hanlon, D. Hare, R.M. Harris, J. Hirschauer, B. Hooberman, S. Jindariani, M. Johnson, U. Joshi, K. Kaadze, B. Klima, B. Kreis, S. Kwan, J. Linacre, D. Lincoln, R. Lipton, T. Liu, J. Lykken, K. Maeshima, J.M. Marraffino, V.I. Martinez Outschoorn, S. Maruyama, D. Mason, P. McBride, K. Mishra, S. Mrenna, Y. Musienko³⁰, S. Nahn, C. Newman-Holmes, V. O'Dell, O. Prokofyev, E. Sexton-Kennedy, S. Sharma, A. Soha, W.J. Spalding, L. Spiegel, L. Taylor, S. Tkaczyk, N.V. Tran, L. Uplegger, E.W. Vaandering, R. Vidal, A. Whitbeck, J. Whitmore, F. Yang

University of Florida, Gainesville, USA

D. Acosta, P. Avery, D. Bourilkov, M. Carver, T. Cheng, D. Curry, S. Das, M. De Gruttola, G.P. Di Giovanni, R.D. Field, M. Fisher, I.K. Furic, J. Hugon, J. Konigsberg, A. Korytov, T. Kypreos, J.F. Low, K. Matchev, P. Milenovic⁵¹, G. Mitselmakher, L. Muniz, A. Rinkevicius, L. Shchutska, M. Snowball, J. Yelton, M. Zakaria

Florida International University, Miami, USA

S. Hewamanage, S. Linn, P. Markowitz, G. Martinez, J.L. Rodriguez

Florida State University, Tallahassee, USA

T. Adams, A. Askew, J. Bochenek, B. Diamond, J. Haas, S. Hagopian, V. Hagopian, K.F. Johnson, H. Prosper, V. Veeraraghavan, M. Weinberg

Florida Institute of Technology, Melbourne, USA

M.M. Baarmand, M. Hohlmann, H. Kalakhety, F. Yumiceva

University of Illinois at Chicago (UIC), Chicago, USA

M.R. Adams, L. Apanasevich, V.E. Bazterra, D. Berry, R.R. Betts, I. Bucinskaite, R. Cavanaugh, O. Evdokimov, L. Gauthier, C.E. Gerber, D.J. Hofman, S. Khalatyan, P. Kurt, D.H. Moon, C. O'Brien, C. Silkworth, P. Turner, N. Varelas

The University of Iowa, Iowa City, USA

E.A. Albayrak⁴⁸, B. Bilki⁵², W. Clarida, K. Dilsiz, F. Duru, M. Haytmyradov, J.-P. Merlo, H. Mermerkaya⁵³, A. Mestvirishvili, A. Moeller, J. Nachtman, H. Ogul, Y. Onel, F. Ozok⁴⁸, A. Penzo, R. Rahmat, S. Sen, P. Tan, E. Tiras, J. Wetzel, T. Yetkin⁵⁴, K. Yi

Johns Hopkins University, Baltimore, USA

B.A. Barnett, B. Blumenfeld, S. Bolognesi, D. Fehling, A.V. Gritsan, P. Maksimovic, C. Martin, M. Swartz

The University of Kansas, Lawrence, USA

P. Baringer, A. Bean, G. Benelli, C. Bruner, J. Gray, R.P. Kenny III, M. Malek, M. Murray, D. Noonan, S. Sanders, J. Sekaric, R. Stringer, Q. Wang, J.S. Wood

Kansas State University, Manhattan, USA

A.F. Barfuss, I. Chakaberia, A. Ivanov, S. Khalil, M. Makouski, Y. Maravin, L.K. Saini, S. Shrestha, N. Skhirtladze, I. Svintradze

Lawrence Livermore National Laboratory, Livermore, USA

J. Gronberg, D. Lange, F. Rebassoo, D. Wright

University of Maryland, College Park, USA

A. Baden, A. Belloni, B. Calvert, S.C. Eno, J.A. Gomez, N.J. Hadley, R.G. Kellogg, T. Kolberg, Y. Lu, M. Marionneau, A.C. Mignerey, K. Pedro, A. Skuja, M.B. Tonjes, S.C. Tonwar

Massachusetts Institute of Technology, Cambridge, USA

A. Apyan, R. Barbieri, G. Bauer, W. Busza, I.A. Cali, M. Chan, L. Di Matteo, V. Dutta, G. Gomez Ceballos, M. Goncharov, D. Gulhan, M. Klute, Y.S. Lai, Y.-J. Lee, A. Levin, P.D. Luckey, T. Ma, C. Paus, D. Ralph, C. Roland, G. Roland, G.S.F. Stephans, F. Stöckli, K. Sumorok, D. Velicanu, J. Veverka, B. Wyslouch, M. Yang, M. Zanetti, V. Zhukova

University of Minnesota, Minneapolis, USA

B. Dahmes, A. Gude, S.C. Kao, K. Klapoetke, Y. Kubota, J. Mans, N. Pastika, R. Rusack, A. Singovsky, N. Tambe, J. Turkewitz

University of Mississippi, Oxford, USA

J.G. Acosta, S. Oliveros

University of Nebraska-Lincoln, Lincoln, USA

E. Avdeeva, K. Bloom, S. Bose, D.R. Claes, A. Dominguez, R. Gonzalez Suarez, J. Keller, D. Knowlton, I. Kravchenko, J. Lazo-Flores, S. Malik, F. Meier, G.R. Snow

State University of New York at Buffalo, Buffalo, USA

J. Dolen, A. Godshalk, I. Iashvili, A. Kharchilava, A. Kumar, S. Rappoccio

Northeastern University, Boston, USA

G. Alverson, E. Barberis, D. Baumgartel, M. Chasco, J. Haley, A. Massironi, D.M. Morse, D. Nash, T. Orimoto, D. Trocino, R.J. Wang, D. Wood, J. Zhang

Northwestern University, Evanston, USA

K.A. Hahn, A. Kubik, N. Mucia, N. Odell, B. Pollack, A. Pozdnyakov, M. Schmitt, S. Stoynev, K. Sung, M. Velasco, S. Won

University of Notre Dame, Notre Dame, USA

A. Brinkerhoff, K.M. Chan, A. Drozdetskiy, M. Hildreth, C. Jessop, D.J. Karmgard, N. Kellams, K. Lannon, W. Luo, S. Lynch, N. Marinelli, T. Pearson, M. Planer, R. Ruchti, N. Valls, M. Wayne, M. Wolf, A. Woodard

The Ohio State University, Columbus, USA

L. Antonelli, J. Brinson, B. Bylsma, L.S. Durkin, S. Flowers, C. Hill, R. Hughes, K. Kotov, T.Y. Ling, D. Puigh, M. Rodenburg, G. Smith, B.L. Winer, H. Wolfe, H.W. Wulsin

Princeton University, Princeton, USA

O. Driga, P. Elmer, P. Hebda, A. Hunt, S.A. Koay, P. Lujan, D. Marlow, T. Medvedeva, M. Mooney, J. Olsen, P. Piroué, X. Quan, H. Saka, D. Stickland², C. Tully, J.S. Werner, S.C. Zenz, A. Zuranski

University of Puerto Rico, Mayaguez, USA

E. Brownson, H. Mendez, J.E. Ramirez Vargas

Purdue University, West Lafayette, USA

E. Alagoz, V.E. Barnes, D. Benedetti, G. Bolla, D. Bortoletto, M. De Mattia, Z. Hu, M.K. Jha, M. Jones, K. Jung, M. Kress, N. Leonardo, D. Lopes Pegna, V. Maroussov, P. Merkel, D.H. Miller, N. Neumeister, B.C. Radburn-Smith, X. Shi, I. Shipsey, D. Silvers, A. Svyatkovskiy, F. Wang, W. Xie, L. Xu, H.D. Yoo, J. Zablocki, Y. Zheng

Purdue University Calumet, Hammond, USA

N. Parashar, J. Stupak

Rice University, Houston, USA

A. Adair, B. Akgun, K.M. Ecklund, F.J.M. Geurts, W. Li, B. Michlin, B.P. Padley, R. Redjimi, J. Roberts, J. Zabel

University of Rochester, Rochester, USA

B. Betchart, A. Bodek, R. Covarelli, P. de Barbaro, R. Demina, Y. Eshaq, T. Ferbel, A. Garcia-Bellido, P. Goldenzweig, J. Han, A. Harel, A. Khukhunaishvili, G. Petrillo, D. Vishnevskiy

The Rockefeller University, New York, USA

R. Ciesielski, L. Demortier, K. Goulianos, G. Lungu, C. Mesropian

Rutgers, The State University of New Jersey, Piscataway, USA

S. Arora, A. Barker, J.P. Chou, C. Contreras-Campana, E. Contreras-Campana, D. Duggan, D. Ferencek, Y. Gershtein, R. Gray, E. Halkiadakis, D. Hidas, A. Lath, S. Panwalkar, M. Park, R. Patel, S. Salur, S. Schnetzer, S. Somalwar, R. Stone, S. Thomas, P. Thomassen, M. Walker

University of Tennessee, Knoxville, USA

K. Rose, S. Spanier, A. York

Texas A&M University, College Station, USA

O. Bouhali⁵⁵, R. Eusebi, W. Flanagan, J. Gilmore, T. Kamon⁵⁶, V. Khotilovich, V. Krutelyov, R. Montalvo, I. Osipenkov, Y. Pakhotin, A. Perloff, J. Roe, A. Rose, A. Safonov, T. Sakuma, I. Suarez, A. Tatarinov

Texas Tech University, Lubbock, USA

N. Akchurin, C. Cowden, J. Damgov, C. Dragoiu, P.R. Duderod, J. Faulkner, K. Kovitanggoon, S. Kunori, S.W. Lee, T. Libeiro, I. Volobouev

Vanderbilt University, Nashville, USA

E. Appelt, A.G. Delannoy, S. Greene, A. Gurrola, W. Johns, C. Maguire, Y. Mao, A. Melo, M. Sharma, P. Sheldon, B. Snook, S. Tuo, J. Velkovska

University of Virginia, Charlottesville, USA

M.W. Arenton, S. Boutle, B. Cox, B. Francis, J. Goodell, R. Hirosky, A. Ledovskoy, H. Li, C. Lin, C. Neu, J. Wood

Wayne State University, Detroit, USA

C. Clarke, R. Harr, P.E. Karchin, C. Kottachchi Kankanamge Don, P. Lamichhane, J. Sturdy

University of Wisconsin, Madison, USA

D.A. Belknap, D. Carlsmith, M. Cepeda, S. Dasu, L. Dodd, S. Duric, E. Friis, R. Hall-Wilton, M. Herndon, A. Hervé, P. Klabbers, A. Lanaro, C. Lazaridis, A. Levine, R. Loveless, A. Mohapatra, I. Ojalvo, T. Perry, G.A. Pierro, G. Polese, I. Ross, T. Sarangi, A. Savin, W.H. Smith, C. Vuosalo, N. Woods

†: Deceased

- 1: Also at Vienna University of Technology, Vienna, Austria
- 2: Also at CERN, European Organization for Nuclear Research, Geneva, Switzerland
- 3: Also at Institut Pluridisciplinaire Hubert Curien, Université de Strasbourg, Université de Haute Alsace Mulhouse, CNRS/IN2P3, Strasbourg, France
- 4: Also at National Institute of Chemical Physics and Biophysics, Tallinn, Estonia
- 5: Also at Skobeltsyn Institute of Nuclear Physics, Lomonosov Moscow State University, Moscow, Russia
- 6: Also at Universidade Estadual de Campinas, Campinas, Brazil
- 7: Also at Laboratoire Leprince-Ringuet, Ecole Polytechnique, IN2P3-CNRS, Palaiseau, France
- 8: Also at Joint Institute for Nuclear Research, Dubna, Russia
- 9: Also at Suez University, Suez, Egypt
- 10: Also at Cairo University, Cairo, Egypt
- 11: Also at Fayoum University, El-Fayoum, Egypt
- 12: Also at British University in Egypt, Cairo, Egypt
- 13: Now at Ain Shams University, Cairo, Egypt
- 14: Also at Université de Haute Alsace, Mulhouse, France
- 15: Also at Brandenburg University of Technology, Cottbus, Germany
- 16: Also at Institute of Nuclear Research ATOMKI, Debrecen, Hungary
- 17: Also at Eötvös Loránd University, Budapest, Hungary
- 18: Also at University of Debrecen, Debrecen, Hungary
- 19: Also at University of Visva-Bharati, Santiniketan, India
- 20: Now at King Abdulaziz University, Jeddah, Saudi Arabia
- 21: Also at University of Ruhuna, Matara, Sri Lanka
- 22: Also at Isfahan University of Technology, Isfahan, Iran
- 23: Also at Sharif University of Technology, Tehran, Iran
- 24: Also at Plasma Physics Research Center, Science and Research Branch, Islamic Azad University, Tehran, Iran
- 25: Also at Laboratori Nazionali di Legnaro dell'INFN, Legnaro, Italy
- 26: Also at Università degli Studi di Siena, Siena, Italy
- 27: Also at Centre National de la Recherche Scientifique (CNRS) - IN2P3, Paris, France
- 28: Also at Purdue University, West Lafayette, USA
- 29: Also at Universidad Michoacana de San Nicolas de Hidalgo, Morelia, Mexico
- 30: Also at Institute for Nuclear Research, Moscow, Russia
- 31: Also at St. Petersburg State Polytechnical University, St. Petersburg, Russia
- 32: Also at California Institute of Technology, Pasadena, USA
- 33: Also at Faculty of Physics, University of Belgrade, Belgrade, Serbia
- 34: Also at Facoltà Ingegneria, Università di Roma, Roma, Italy
- 35: Also at Scuola Normale e Sezione dell'INFN, Pisa, Italy
- 36: Also at University of Athens, Athens, Greece
- 37: Also at Paul Scherrer Institut, Villigen, Switzerland

-
- 38: Also at Institute for Theoretical and Experimental Physics, Moscow, Russia
 - 39: Also at Albert Einstein Center for Fundamental Physics, Bern, Switzerland
 - 40: Also at Gaziosmanpasa University, Tokat, Turkey
 - 41: Also at Adiyaman University, Adiyaman, Turkey
 - 42: Also at Cag University, Mersin, Turkey
 - 43: Also at Mersin University, Mersin, Turkey
 - 44: Also at Izmir Institute of Technology, Izmir, Turkey
 - 45: Also at Ozyegin University, Istanbul, Turkey
 - 46: Also at Marmara University, Istanbul, Turkey
 - 47: Also at Kafkas University, Kars, Turkey
 - 48: Also at Mimar Sinan University, Istanbul, Istanbul, Turkey
 - 49: Also at Rutherford Appleton Laboratory, Didcot, United Kingdom
 - 50: Also at School of Physics and Astronomy, University of Southampton, Southampton, United Kingdom
 - 51: Also at University of Belgrade, Faculty of Physics and Vinca Institute of Nuclear Sciences, Belgrade, Serbia
 - 52: Also at Argonne National Laboratory, Argonne, USA
 - 53: Also at Erzincan University, Erzincan, Turkey
 - 54: Also at Yildiz Technical University, Istanbul, Turkey
 - 55: Also at Texas A&M University at Qatar, Doha, Qatar
 - 56: Also at Kyungpook National University, Daegu, Korea