

Sparsity-Aware Sensor Collaboration for Linear Coherent Estimation

Sijia Liu *Student Member, IEEE*, Swarnendu Kar, *Member, IEEE*, Makan Fardad, *Member, IEEE*,
and Pramod K. Varshney *Fellow, IEEE*

Abstract—In the context of distributed estimation, we consider the problem of sensor collaboration, which refers to the act of sharing measurements with neighboring sensors prior to transmission to a fusion center. While incorporating the cost of sensor collaboration, we aim to find optimal sparse collaboration schemes subject to a certain information or energy constraint. Two types of sensor collaboration problems are studied: minimum energy with an information constraint; and maximum information with an energy constraint. To solve the resulting sensor collaboration problems, we present tractable optimization formulations and propose efficient methods which render near-optimal solutions in numerical experiments. We also explore the situation in which there is a cost associated with the involvement of each sensor in the estimation scheme. In such situations, the participating sensors must be chosen judiciously. We introduce a unified framework to jointly design the optimal sensor selection and collaboration schemes. For a given estimation performance, we show empirically that there exists a trade-off between sensor selection and sensor collaboration.

Index Terms—Distributed estimation, sensor collaboration, sparsity, reweighted ℓ_1 , alternating direction method of multipliers, convex relaxation, wireless sensor networks.

I. INTRODUCTION

Wireless sensor networks, consisting of a large number of spatially distributed sensors, have been widely used for applications such as environment monitoring, target tracking and optimal control [1]–[3]. In this paper, we study the problem of distributed estimation, where each sensor reports its local observation of the phenomenon of interest and transmits a *processed* message (after inter-sensor communication) to a fusion center (FC) that determines the global estimate. The act of inter-sensor communication is referred to as sensor collaboration [4], where sensors are allowed to share their raw observations with a set of neighboring nodes prior to transmission to the FC.

In the absence of collaboration, the estimation architecture reduces to a classical distributed estimation network, where *scaled* versions of sensor measurements are transmitted using an amplify-and-forward strategy [5]. In this setting, one of

the key problems is to design the optimal power amplifying factors (i.e., scaling laws) to reach certain design criteria for performance measures, such as estimation distortion and energy cost. Several variations of the conventional distributed estimation problem have been addressed in the literature depending on the quantity to be estimated (random parameter or process) [6], [7], the type of communication (analog-based or quantization-based) [8], [9], nature of transmission channels (coherent or orthogonal) [10], [11] and energy constraints [12].

In the aforementioned literature [5]–[12], it is assumed that there is no inter-sensor collaboration. In contrast, here we study the problem of sensor collaboration, which is motivated by a significant improvement of estimation performance resulting from collaboration [4], [13]–[15]. Furthermore, in the collaborative estimation system, we consider the energy cost for sensor activation in order to determine the optimal subset of sensors that communicate with the FC. We will derive optimal schemes for sensor selection and collaboration simultaneously.

The problem of sensor collaboration was first studied in [4] by assuming an orthogonal multiple access channel (MAC) setting with a fully connected network, where all the sensors are allowed to collaborate. It was shown that the optimal strategy is to transmit the collaborative data over the best available channels with power levels consistent with the channel qualities. Recently, the problem of sensor collaboration over a coherent MAC was studied in [13]–[15]. In [13], it was observed that even a partially connected network can yield performance close to that of a fully connected network. In [14], the authors investigated a family of sparsely connected networks in the context of sensor collaboration; examples of network topologies included nearest-neighbor and random geometric graphs. The work of [4], [13], [14] assumed that there is no cost associated with collaboration, the collaboration topologies are fixed and given in advance, and the only unknowns are the collaboration weights used to combine sensor observations.

The most relevant reference to this work is [15], where the nonzero collaboration cost was taken into account for linear coherent estimation, and a greedy algorithm was developed for seeking the optimal collaboration topology in energy constrained sensor networks. Compared to [15], here we present a non-convex optimization framework to solve the collaboration problem with nonzero collaboration cost. To elaborate, we describe collaboration through a collaboration matrix, in which the nonzero entries characterize the collaboration topology and the values of these entries characterize the collaboration weights. We introduce a formulation that simultaneously op-

A preliminary version of this paper appears in the 2014 IEEE International Symposium on Information Theory.

S. Liu, M. Fardad and P. K. Varshney are with the Department of Electrical Engineering and Computer Science, Syracuse University, Syracuse, NY, 13244 USA e-mail: {sliu17, makan, varshney}@syr.edu.

S. Kar is with New Devices Group, Intel Corporation, Hillsboro, Oregon, 97124 USA email: swarnendu.kar@intel.com.

The work of S. Liu and P. K. Varshney was supported by the U.S. Air Force Office of Scientific Research (AFOSR) under Grants FA9550-10-1-0263 and FA9550-10-1-0458. The work of M. Fardad was supported by the National Science Foundation under awards CNS-1329885 and CMMI-0927509.

timizes both the collaboration topology and the collaboration weights. By contrast, the optimization in [15] was performed in a sequential manner, where a sub-optimal collaboration topology was first obtained, and then the optimal collaboration weights were sought. The new formulation results in a more efficient allocation of energy resources as evidenced by improved distortion performance in numerical results.

We study two types of problems while designing optimal collaboration schemes. One is the information constrained collaboration problem, where we minimize the energy cost subject to an information constraint. The other is the energy constrained collaboration problem, where the Fisher information is maximized subject to a total energy budget. Similar formulations have been considered for the problem of power allocation [5], [7], [12]. Characterizing the collaboration cost in this work in terms of the cardinality function, leads to combinatorial optimization problems. For tractability, we employ the reweighted ℓ_1 method [16] and alternating directions method of multipliers (ADMM) [17] to find a locally optimal solution for the information constrained problem. For the energy constrained problem, we exploit its relationship with the information constrained problem and propose a bisection algorithm for its solution. We empirically show that the proposed methods yield near optimal performance.

In the existing collaborative estimation literature [13]–[15] with N sensors, it has been assumed that every node can share its information (through the act of collaboration) with other nodes, but only M ($M \leq N$) given nodes have the ability to communicate with the FC. This is due to the fact that it is usually difficult to coordinate multiple sensors for synchronized transmissions to the FC (as required for an amplify-and-forward scheme) and it may not be possible for all the sensors to participate in that process. In this paper, we formalize this notion by adding a finite cost to selecting each particular sensor for coordinated transmissions to the FC. In this way, the total cost may be reduced if only a small number of sensors are selected to transmit their data. For example, a sensor which is far away from the FC may have a higher sensor selection cost [18]. This raises some fundamental questions that we try to answer in this paper: Which M sensors should be selected? And what is the optimal value of M ? It is worth mentioning that the issue of *sensor selection* is also relevant to other applications such as target tracking, field monitoring, and distributed control [19]–[21].

In this paper, to determine the optimal sensor selection schemes in a collaborative estimation system, we associate (a) the cost of sensor selection with the number of nonzero rows of the collaboration matrix (i.e., its row-sparsity), and (b) the cost of sensor collaboration with the number of nonzero entries of the collaboration matrix (i.e., its overall sparsity). Further, we present a unified framework that jointly designs the optimal sensor selection and collaboration schemes. It will be shown that there exists a trade-off between sensor selection and sensor collaboration for a given estimation performance.

In a preliminary version of this paper [22], we presented the optimization framework for designing the optimal sensor collaboration strategy with *nonzero* collaboration cost and *unknown* collaboration topologies in scenarios where the set

of sensors that communicate with the FC is given in advance. In this paper, we have three new contributions.

- We elaborate on the theoretical foundations of the proposed optimization approaches in [22].
- We improve the computational efficiency of the approaches in [22] by proposing a fast algorithm to solve the resulting optimization problem.
- The issue of sensor selection is taken into account. We present a unified framework for the joint design of optimal sensor selection and collaboration schemes.

The rest of the paper is organized as follows. In Section II, we introduce the collaborative estimation system. In Section III, we formulate the information and energy constrained sensor collaboration problems with non-zero collaboration cost. In Section IV, we develop efficient approaches to solve the information constrained collaboration problem. In Section V, the energy constrained collaboration problem is studied. In Section VI, we investigate the issue of sensor selection. In Section VII, we demonstrate the effectiveness of our proposed framework through numerical examples. Finally, in Section VIII we summarize our work and discuss future research directions.

II. PRELIMINARIES: A MODEL FOR SENSOR COLLABORATION

In this section, we introduce a distributed estimation system that involves inter-sensor collaboration. We assume that the task of the sensor network is to estimate a random parameter θ , which follows a Gaussian distribution with zero mean and variance η^2 . In the estimation system, sensors first report their raw measurements via a linear sensing model. Then, individual sensors can update their observations through spatial collaboration, which refers to (linearly) combining observations from other sensors. The updated measurements are transmitted through a coherent MAC. Finally, the FC determines a global estimate of θ by using a linear estimator. We show the collaborative estimation system in Fig. 1, and in what follows we elaborate on each of its parts.

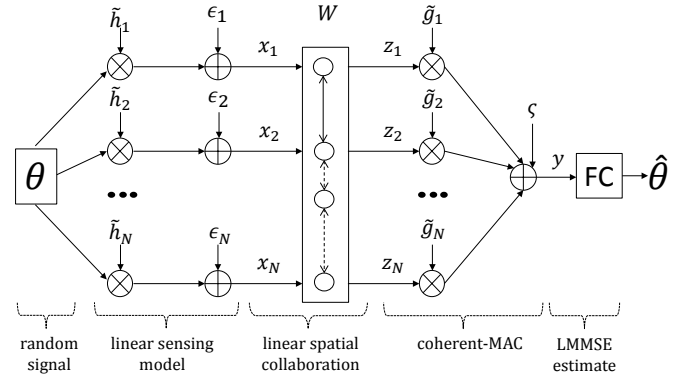


Fig. 1: Collaborative estimation architecture showing the sensor measurements, transmitted signals, and the received signal at FC.

The linear sensing model is given by

$$\mathbf{x} = \tilde{\mathbf{h}}\theta + \boldsymbol{\epsilon}, \quad (1)$$

where $\mathbf{x} = [x_1, \dots, x_N]^T$ denotes the vector of measurements from N sensors, \mathbf{h} is the vector of observation gains with known second order statistics $\mathbb{E}[\mathbf{h}] = \mathbf{h}$ and $\text{cov}(\mathbf{h}) = \mathbf{\Sigma}_h$, and ϵ represents the vector of zero-mean Gaussian noise with $\text{cov}(\epsilon) = \mathbf{\Sigma}_\epsilon$.

The *sensor collaboration* process is described by

$$\mathbf{z} = \mathbf{W}\mathbf{x}, \quad (2)$$

where $\mathbf{z} \in \mathbb{R}^N$ denotes the message after collaboration, and $\mathbf{W} \in \mathbb{R}^{N \times N}$ is the collaboration matrix that contains weights used to combine sensor measurements.

After sensor collaboration, the message \mathbf{z} is transmitted to the FC through a coherent MAC, so that the received signal is a coherent sum [10]

$$y = \tilde{\mathbf{g}}^T \mathbf{z} + \varsigma, \quad (3)$$

where $\tilde{\mathbf{g}}$ is the vector of channel gains with known second order statistics $\mathbb{E}[\tilde{\mathbf{g}}] = \mathbf{g}$ and $\text{cov}(\tilde{\mathbf{g}}) = \mathbf{\Sigma}_g$, and ς is a zero-mean Gaussian noise with variance ξ^2 .

The *transmission cost* is given by the energy required for transmitting the message \mathbf{z} in (2), namely,

$$T_{\mathbf{W}} = \mathbb{E}_{\theta, \tilde{\mathbf{h}}, \epsilon}[\mathbf{z}^T \mathbf{z}] = \mathbb{E}[\mathbf{x}^T \mathbf{W}^T \mathbf{W} \mathbf{x}] = \mathbb{E}[\text{tr}(\mathbf{W} \mathbf{x} \mathbf{x}^T \mathbf{W}^T)].$$

From (1), we obtain that

$$\mathbf{\Sigma}_x := \mathbb{E}_{\theta, \tilde{\mathbf{h}}, \epsilon}[\mathbf{x} \mathbf{x}^T] = \mathbf{\Sigma}_\epsilon + \eta^2(\mathbf{h} \mathbf{h}^T + \mathbf{\Sigma}_h). \quad (4)$$

Thus, the transmission cost can be written as

$$T_{\mathbf{W}} = \text{tr}[\mathbf{W} \mathbf{\Sigma}_x \mathbf{W}^T]. \quad (5)$$

We assume that the FC has full knowledge of the parameters η^2 , \mathbf{h} , $\mathbf{\Sigma}_h$, $\mathbf{\Sigma}_\epsilon$, \mathbf{g} , $\mathbf{\Sigma}_g$ and ξ^2 , and that the variance and covariance matrices are invertible.

To estimate the random parameter θ , we consider the linear minimum mean square error (LMMSE) estimator [23]

$$\hat{\theta} = a_{\text{LMMSE}} y, \quad (6)$$

where a_{LMMSE} is determined by the minimum mean square error criterion. From the theory of linear Bayesian estimators [23], we can readily obtain a_{LMMSE} and the corresponding estimation distortion

$$a_{\text{LMMSE}} = \arg \min_a \mathbb{E}[(\theta - ay)^2] = \frac{\mathbb{E}[y\theta]}{\mathbb{E}[y^2]}, \quad \text{and} \quad (7a)$$

$$D_{\mathbf{W}} = \mathbb{E}[(\theta - a_{\text{LMMSE}} y)^2] = \eta^2 - \frac{(\mathbb{E}[y\theta])^2}{\mathbb{E}[y^2]}. \quad (7b)$$

In (7), substituting (2) and (3), we obtain

$$\begin{aligned} \mathbb{E}[y^2] &= \mathbb{E}[\tilde{\mathbf{g}}^T \mathbf{W} \mathbf{x} \mathbf{x}^T \mathbf{W}^T \tilde{\mathbf{g}}] + \xi^2 \\ &= \mathbb{E}[\text{tr}(\tilde{\mathbf{g}} \tilde{\mathbf{g}}^T \mathbf{W} \mathbf{x} \mathbf{x}^T \mathbf{W}^T)] = \text{tr}[\mathbf{\Sigma}_{\tilde{\mathbf{g}}} \mathbf{W} \mathbf{\Sigma}_x \mathbf{W}^T], \end{aligned} \quad (8)$$

where $\mathbf{\Sigma}_{\tilde{\mathbf{g}}} := \mathbb{E}[\tilde{\mathbf{g}} \tilde{\mathbf{g}}^T] = \mathbf{g} \mathbf{g}^T + \mathbf{\Sigma}_g$, and $\mathbf{\Sigma}_x$ is given by (4). Moreover, it is easy to show that

$$\mathbb{E}[y\theta] = \eta^2 \mathbf{g}^T \mathbf{W} \mathbf{h}. \quad (9)$$

Now, the coefficient of LMMSE estimator a_{LMMSE} and the corresponding estimation distortion $D_{\mathbf{W}}$ are determined according to (7), (8) and (9).

We define an *equivalent* Fisher information $J_{\mathbf{W}}$ which is monotonically related to $D_{\mathbf{W}}$,

$$\begin{aligned} J_{\mathbf{W}} &:= \frac{1}{D_{\mathbf{W}}} - \frac{1}{\eta^2} \\ &= \frac{(\mathbf{g}^T \mathbf{W} \mathbf{h})^2}{\text{tr}[\mathbf{\Sigma}_{\tilde{\mathbf{g}}} \mathbf{W} \mathbf{\Sigma}_x \mathbf{W}^T] - \eta^2 (\mathbf{g}^T \mathbf{W} \mathbf{h})^2 + \xi^2}, \end{aligned} \quad (10)$$

For convenience, we often express the estimation distortion (7b) as a function of the Fisher information

$$D_{\mathbf{W}} := \frac{\eta^2}{1 + \eta^2 J_{\mathbf{W}}}. \quad (11)$$

III. OPTIMAL SPARSE SENSOR COLLABORATION

In this section, we first make an association between the collaboration topology and the sparsity structure of the collaboration matrix \mathbf{W} . We then define the collaboration cost and sensor selection cost with the help of the cardinality function (also known as the ℓ_0 norm). For simplicity of presentation, we concatenate the elements of \mathbf{W} into a vector form, and present two formulations of collaboration problems (without the cost of sensor selection). By further incorporating the cost of sensor selection, we formulate an optimization problem for the joint design of optimal sensor selection and collaboration schemes.

Recalling the collaboration matrix \mathbf{W} in (2), we note that the nonzero entries of \mathbf{W} correspond to the active collaboration links among sensors. For example, $W_{mn} = 0$ indicates the absence of a collaboration link from the n th sensor to the m th sensor, where W_{mn} is the (m, n) th entry of \mathbf{W} . Conversely, $W_{mn} \neq 0$ signifies that the n th sensor shares its observation with the m th sensor. Thus, the *sparsity structure* of \mathbf{W} characterizes the *collaboration topology*.

For a given collaboration topology, the *collaboration cost* is given by

$$Q_{\mathbf{W}} = \sum_{m=1}^N \sum_{n=1}^N C_{mn} \text{card}(W_{mn}). \quad (12)$$

In (12), \mathbf{C} is a known cost matrix, and C_{mn} corresponds to the cost of sharing an observation made at the n th sensor with the m th sensor. We assume that $C_{nn} = 0$, since each node can collaborate with itself at no cost. To account for an active collaboration link, we use the cardinality function

$$\text{card}(W_{mn}) = \begin{cases} 0 & W_{mn} = 0 \\ 1 & W_{mn} \neq 0. \end{cases} \quad (13)$$

Next, we define the sensor selection/activation cost. Partitioning the matrix \mathbf{W} rowwise, the linear spatial collaboration process (2) can be written as

$$\begin{bmatrix} z_1 \\ z_2 \\ \vdots \\ z_N \end{bmatrix} = \mathbf{W} \mathbf{x} = \begin{bmatrix} \omega_1^T \\ \omega_2^T \\ \vdots \\ \omega_N^T \end{bmatrix} \mathbf{x}, \quad (14)$$

where ω_n is the n th row vector of \mathbf{W} . It is clear from (14) that the *non-zero rows* of \mathbf{W} characterize the selected sensors that communicate with the FC. Suppose, for example, that

only the n th sensor communicates with the FC. In this case, it follows from (14) that $z_n = \omega_n^T \mathbf{x}$ and $\omega_m = 0$ for $m \neq n$. The goal of sensor selection is to find the best *subset* of sensors, i.e., M nodes out of a total of N sensor nodes ($M \leq N$), to communicate with the FC. This is in contrast with the existing work [13]–[15], where the M communicating nodes are selected *a priori*.

The sensor *selection cost* can be defined through the row-wise cardinality of \mathbf{W}

$$S_{\mathbf{W}} = \sum_{n=1}^N d_n \text{card}(\|\omega_n\|_2), \quad (15)$$

where $\mathbf{d} = [d_1, d_2, \dots, d_N]^T$ is a given vector of sensor selection cost, and $\|\cdot\|_2$ denotes the Euclidean norm (also known as ℓ_2 norm). In (15), the use of ℓ_2 norm is motivated by the problem of group Lasso [24], which uses ℓ_2 norm to promote the group-sparsity of a vector.

Note that both the expressions of transmission cost (5) and Fisher information (10) involve a quadratic matrix function¹ [25]. For simplicity of presentation, we convert the quadratic matrix function to a quadratic vector function, where the elements of \mathbf{W} are concatenated into its row-wise vector \mathbf{w} . Specifically, the vector \mathbf{w} is given by

$$\mathbf{w} = [w_1, w_2, \dots, w_L]^T, \quad w_l = W_{m_l n_l}, \quad (16)$$

where $L = N^2$, $m_l = \lceil \frac{l}{N} \rceil$, $n_l = l - (\lceil \frac{l}{N} \rceil - 1)N$ and $\lceil x \rceil$ is the ceiling function that yields the smallest integer not less than x .

According to [15, Sec. III], the expressions of transmission cost (5) and Fisher information (10) can be written as

$$T(\mathbf{w}) = \mathbf{w}^T \boldsymbol{\Omega}_T \mathbf{w}, \quad (17)$$

and

$$J(\mathbf{w}) = \frac{\mathbf{w}^T \boldsymbol{\Omega}_{\text{JN}} \mathbf{w}}{\mathbf{w}^T \boldsymbol{\Omega}_{\text{JD}} \mathbf{w} + \xi^2}, \quad (18)$$

where

$$\boldsymbol{\Omega}_T = \mathbf{I}_N \otimes \boldsymbol{\Sigma}_x, \quad \mathbf{I}_N \text{ is the } N \times N \text{ identity matrix}, \quad (19)$$

$$\boldsymbol{\Omega}_{\text{JN}} = \mathbf{G} \mathbf{h} \mathbf{h}^T \mathbf{G}^T, \quad [\mathbf{G}]_{l,n} = \begin{cases} g_{m_l} & n = n_l, \\ 0 & \text{otherwise}, \end{cases} \quad (20)$$

$$\begin{aligned} \boldsymbol{\Omega}_{\text{JD}} = & \mathbf{G}(\boldsymbol{\Sigma}_\epsilon + \eta^2 \boldsymbol{\Sigma}_h) \mathbf{G}^T + \eta^2 \mathbf{H} \boldsymbol{\Sigma}_g \mathbf{H}^T + \eta^2 \boldsymbol{\Sigma}_g \otimes \boldsymbol{\Sigma}_h \\ & + \boldsymbol{\Sigma}_g \otimes \boldsymbol{\Sigma}_\epsilon, \quad \mathbf{H} = \mathbf{I}_N \otimes \mathbf{h}, \end{aligned} \quad (21)$$

$\boldsymbol{\Sigma}_x$ is defined in (4), $\boldsymbol{\Sigma}_{\tilde{g}}$ is defined in (8), and \otimes denotes the Kronecker product. From (19)–(21), it can be concluded that $\boldsymbol{\Omega}_T$, $\boldsymbol{\Omega}_{\text{JN}}$, and $\boldsymbol{\Omega}_{\text{JD}}$ are all positive semidefinite matrices.

Further, according to (16), the collaboration cost (12) and sensor selection cost (15) can be rewritten as

$$Q(\mathbf{w}) = \sum_{l=1}^L c_l \text{card}(w_l), \quad (22)$$

¹A quadratic matrix function is a function $f: \mathbb{R}^{n \times r} \rightarrow \mathbb{R}$ of the form $f(\mathbf{X}) = \text{tr}(\mathbf{X}^T \mathbf{A} \mathbf{X}) + 2 \text{tr}(\mathbf{B}^T \mathbf{X}) + c$, where $\mathbf{A} \in \mathbb{R}^n$ is a symmetric matrix, $\mathbf{B} \in \mathbb{R}^{n \times r}$ and $c \in \mathbb{R}$.

and

$$S(\mathbf{w}) = \sum_{n=1}^N d_n \text{card}(\|\mathbf{w}_{G_n}\|_2), \quad (23)$$

where c_l is the l th entry of \mathbf{c} that is the row-wise vector of the known cost matrix \mathbf{C} , G_n is an index set

$$G_n := \{l \in \mathbb{Z}^+ | (n-1)N + 1 \leq l \leq nN\}, \quad (24)$$

and $\mathbf{w}_{G_n} := [w_{(n-1)N+1}, w_{(n-1)N+2}, \dots, w_{nN}]^T$ for $n = 1, 2, \dots, N$. It is clear from (14) and (16) that the row-sparsity of \mathbf{W} is precisely the group-sparsity of \mathbf{w} .

Based on the transmission cost $T(\mathbf{w})$, collaboration cost $Q(\mathbf{w})$, and performance measure $J(\mathbf{w})$, we first pose the sensor collaboration problems by disregarding the cost of sensor selection and assuming that all N sensors are active.

- *Information constrained* sensor collaboration

$$\begin{aligned} & \underset{\mathbf{w}}{\text{minimize}} && P(\mathbf{w}) \\ & \text{subject to} && J(\mathbf{w}) \geq \check{J}, \end{aligned} \quad (P1)$$

where

$$P(\mathbf{w}) := T(\mathbf{w}) + Q(\mathbf{w}),$$

and $\check{J} > 0$ is a given information threshold.

- *Energy constrained* sensor collaboration

$$\begin{aligned} & \underset{\mathbf{w}}{\text{maximize}} && J(\mathbf{w}) \\ & \text{subject to} && P(\mathbf{w}) \leq \hat{P}, \end{aligned} \quad (P2)$$

where $\hat{P} > 0$ is a given energy budget.

Next, we incorporate the sensor selection cost $S(\mathbf{w})$ in (23), and pose the optimization problem for the joint design of optimal sensor selection and collaboration schemes.

- *Joint* sensor selection and collaboration

$$\begin{aligned} & \underset{\mathbf{w}}{\text{minimize}} && P(\mathbf{w}) + S(\mathbf{w}) \\ & \text{subject to} && J(\mathbf{w}) \geq \check{J}. \end{aligned} \quad (P3)$$

In (P3), we minimize the total energy cost subject to an information constraint. This formulation is motivated by scenarios where saving energy is the major goal in the context of sensor selection [26]. Problem (P3) is of a similar form as (P1) except for the incorporation of sensor selection cost. However, we will show that the presence of the sensor selection cost makes finding the solution of (P3) more challenging; see Sec. VI for details.

In (P1)–(P3), the cardinality function, which appears in $Q(\mathbf{w})$ and $S(\mathbf{w})$, promotes the sparsity of \mathbf{w} , and therefore the sparsity of \mathbf{W} . Thus, we refer to (P1)–(P3) as sparsity-aware sensor collaboration problems. We also note that (P1)–(P3) are nonconvex optimization problems due to the presence of the cardinality function and the nonconvexity of the expression for the Fisher information (see Remark 1). In the following sections, we will elaborate on the optimization approaches for solving (P1)–(P3).

IV. INFORMATION CONSTRAINED SENSOR COLLABORATION

In this section, we relax the original information constrained problem (P1) by using an iterative reweighted ℓ_1 minimization method. This results in an ℓ_1 optimization problem, which can be efficiently solved by ADMM.

Due to the presence of the cardinality function, problem (P1) is combinatorial in nature. A state-of-the-art method for solving (P1) is to replace the cardinality function (also referred to as the ℓ_0 norm) with a weighted ℓ_1 norm [16]. This leads to the following optimization problem

$$\begin{aligned} & \underset{\mathbf{w}}{\text{minimize}} \quad \mathbf{w}^T \Omega_{\text{T}} \mathbf{w} + \|\Omega_{\text{C}} \mathbf{w}\|_1 \\ & \text{subject to} \quad \mathbf{w}^T (\tilde{J} \Omega_{\text{ID}} - \Omega_{\text{IN}}) \mathbf{w} + \tilde{J} \xi^2 \leq 0, \end{aligned} \quad (25)$$

where Ω_{C} is a diagonal weight matrix. If $\Omega_{\text{C}} = \mathbf{I}$, we recover the standard ℓ_1 norm. However, the use of the ℓ_1 norm leads to an undesired dependence on the magnitude of the elements of \mathbf{w} . Therefore, an iterative reweighted ℓ_1 method was proposed in [16], which attempts to better approximate the ℓ_0 norm at the expense of several reweighting iterations. We state the reweighted ℓ_1 method for solving (P1) in Algorithm 1.

Algorithm 1 Reweighted ℓ_1 method for solving (P1)

Require: given $\varepsilon > 0$ and $\epsilon_{\text{rw}} > 0$. Set $\alpha_l^0 = 1$ for $l = 1, \dots, L$ and $\Omega_{\text{C}} = \text{diag}(\alpha_1^0 c_1, \alpha_2^0 c_2, \dots, \alpha_L^0 c_L)$.

- 1: **for** $t = 0, 1, \dots$ **do**
- 2: solve problem (25) to obtain solution
 $\mathbf{w}^t = [w_1^t, w_2^t, \dots, w_L^t]^T$.
- 3: update the weights $\alpha_l^{t+1} = \frac{1}{|w_l^t| + \varepsilon}$ and
 $\Omega_{\text{C}} = \text{diag}(\alpha_1^{t+1} c_1, \alpha_2^{t+1} c_2, \dots, \alpha_L^{t+1} c_L)$.
- 4: if $\|\mathbf{w}^{t+1} - \mathbf{w}^t\|_2 < \epsilon_{\text{rw}}$, **quit**.
- 5: **end for**

Reference [16] shows that much of the benefit of using the reweighted ℓ_1 method is gained from its first few iterations. In Step 3 of Algorithm 1, the positive scalar ε is a small number that insures the denominator is always nonzero.

Remark 1: In (25), the inequality constraint is equivalent to the information inequality in (P1). Note that if $J\Omega_{\text{ID}} - \Omega_{\text{IN}}$ were positive semidefinite then problem (25) would have an empty feasible set. Indeed, the matrix $J\Omega_{\text{ID}} - \Omega_{\text{IN}}$ is not positive semidefinite, and consequently the constraint in (25) is not convex.

Given $\{\alpha_l^t\}_{l=1, \dots, L}$, problem (25) is a nonconvex optimization problem, and its objective function is not differentiable. In what follows, we will employ ADMM to find its locally optimal solutions.

Alternating Direction Method of Multipliers

In our earlier work [22], we have applied ADMM to solve problem (25). ADMM is an optimization method well-suited for problems that involve sparsity-inducing regularizers (e.g., cardinality function or ℓ_1 norm) [17], [27]. The major advantage of ADMM is that it allows us to split the optimization problem (25) into a nonconvex quadratic program with only one quadratic constraint (QP1QC) and an unconstrained ℓ_1

norm optimization problem, of which the former can be solved efficiently and the latter analytically. When applied to a nonconvex problem such as (25), ADMM is not guaranteed to converge and yields locally optimal solutions when it does [17]. However, we have found ADMM to both converge and yield satisfactory results for (25). Indeed, our numerical observations agree with the literature [17], [27], [28] that demonstrates the power and utility of ADMM in solving nonconvex optimization problems.

We begin by reformulating the optimization problem (25) in a way that lends itself to the application of ADMM,

$$\begin{aligned} & \underset{\mathbf{w}, \mathbf{v}}{\text{minimize}} \quad \mathbf{w}^T \Omega_{\text{T}} \mathbf{w} + \|\Omega_{\text{C}} \mathbf{v}\|_1 + \mathcal{I}(\mathbf{w}) \\ & \text{subject to} \quad \mathbf{w} = \mathbf{v}, \end{aligned} \quad (26)$$

where we introduce the indicator function $\mathcal{I}(\mathbf{w})$

$$\mathcal{I}(\mathbf{w}) = \begin{cases} 0 & \text{if } \mathbf{w}^T (\tilde{J} \Omega_{\text{ID}} - \Omega_{\text{IN}}) \mathbf{w} + J \xi^2 \leq 0 \\ \infty & \text{otherwise.} \end{cases} \quad (27)$$

The augmented Lagrangian of (26) is given by

$$\begin{aligned} \mathcal{L}(\mathbf{w}, \mathbf{v}, \boldsymbol{\chi}) &= \mathbf{w}^T \Omega_{\text{T}} \mathbf{w} + \|\Omega_{\text{C}} \mathbf{v}\|_1 + \mathcal{I}(\mathbf{w}) \\ &\quad + \boldsymbol{\chi}^T (\mathbf{w} - \mathbf{v}) + \frac{\rho}{2} \|\mathbf{w} - \mathbf{v}\|_2^2, \end{aligned} \quad (28)$$

where the vector $\boldsymbol{\chi}$ is the Lagrangian multiplier, and the scalar $\rho > 0$ is a penalty weight. The ADMM algorithm iteratively executes the following three steps [17] for $k = 1, 2, \dots$

$$\mathbf{w}^{k+1} = \arg \min_{\mathbf{w}} \mathcal{L}(\mathbf{w}, \mathbf{v}^k, \boldsymbol{\chi}^k), \quad (29)$$

$$\mathbf{v}^{k+1} = \arg \min_{\mathbf{v}} \mathcal{L}(\mathbf{w}^{k+1}, \mathbf{v}, \boldsymbol{\chi}^k), \quad (30)$$

$$\boldsymbol{\chi}^{k+1} = \boldsymbol{\chi}^k + \rho(\mathbf{w}^{k+1} - \mathbf{v}^{k+1}), \quad (31)$$

until $\|\mathbf{w}^{k+1} - \mathbf{v}^{k+1}\|_2 \leq \epsilon_{\text{ad}}$ and $\|\mathbf{v}^{k+1} - \mathbf{v}^k\|_2 \leq \epsilon_{\text{ad}}$, where ϵ_{ad} is a stopping tolerance.

It is clear from ADMM steps (29)-(30) that the original non-differentiable problem can be effectively separated into a ‘ \mathbf{w} -minimization’ subproblem (29) and a ‘ \mathbf{v} -minimization’ subproblem (30), of which the former can be treated as a nonconvex QP1QC and the latter can be solved analytically. In the subsections that follow, we will elaborate on the execution of the minimization problems (29) and (30).

1) *\mathbf{w} -minimization step:* Completing the squares with respect to \mathbf{w} in (28), the \mathbf{w} -minimization step (29) is given by

$$\begin{aligned} & \underset{\mathbf{w}}{\text{minimize}} \quad \mathbf{w}^T \Omega_{\text{T}} \mathbf{w} + \frac{\rho}{2} \|\mathbf{w} - \mathbf{a}\|_2^2 \\ & \text{subject to} \quad \mathbf{w}^T (\tilde{J} \Omega_{\text{ID}} - \Omega_{\text{IN}}) \mathbf{w} + \tilde{J} \xi^2 \leq 0, \end{aligned} \quad (32)$$

where we have applied the definition of $\mathcal{I}(\mathbf{w})$ in (27), and $\mathbf{a} := \mathbf{v}^k - 1/\rho \boldsymbol{\chi}^k$. Problem (32) is a nonconvex QP1QC. To seek the global minimizer of a nonconvex QP1QC, an approach based on semidefinite program (SDP) relaxation has been used in [22]. However, computing solutions to SDP problems becomes inefficient for problems with hundreds or thousands of variables. Therefore, we develop a faster approach by exploiting the KKT conditions of (32).

We remark that we can not guarantee global optimality for solutions found through KKT, as KKT conditions constitute only necessary conditions for optimality in nonconvex problems [29]. However, in our computations, the KKT-based

solution yields near optimal performance, and can be obtained efficiently by solving a nonlinear equation with a *scalar* argument. This is shown in Prop. 1.

Proposition 1: The KKT-based solution of problem (32) is given by

$$\mathbf{w}^{k+1} = \tilde{\Omega}_\tau^{-\frac{1}{2}} \mathbf{U} \mathbf{u},$$

where $\tilde{\Omega}_\tau := \Omega_\tau + \frac{\rho}{2} \mathbf{I}$, \mathbf{U} is an orthogonal matrix that satisfies the eigenvalue decomposition

$$\frac{1}{\tilde{J}\xi^2} \tilde{\Omega}_\tau^{-\frac{1}{2}} (\tilde{J}\Omega_{\text{JD}} - \Omega_{\text{JN}}) \tilde{\Omega}_\tau^{-\frac{1}{2}} = \mathbf{U} \Lambda \mathbf{U}^T, \quad (33)$$

and \mathbf{u} is given by

$$\begin{cases} \mathbf{u} = -\mathbf{g} & \text{if } \mathbf{g}^T \Lambda \mathbf{g} + 1 \leq 0 \\ \mathbf{u} = -(\mathbf{I} + \mu_0 \Lambda)^{-1} \mathbf{g} & \text{otherwise.} \end{cases} \quad (34)$$

In (34), $\mathbf{g} := -\frac{\rho}{2} \mathbf{U}^T \tilde{\Omega}_\tau^{-\frac{1}{2}} \mathbf{a}$, and μ_0 is a *positive* root of the equation in μ

$$\sum_{l=1}^L \frac{d_l g_l^2}{(\mu \lambda_l + 1)^2} + 1 = 0, \quad (35)$$

where g_l is the l th element of \mathbf{g} , and λ_l is the l th diagonal entry of Λ .

Proof: See Appendix B, in which letting $\mathbf{A}_0 = \tilde{\Omega}_\tau$, $\mathbf{b}_0 = -\frac{\rho}{2} \mathbf{a}$, $\mathbf{A}_1 = \tilde{J}\Omega_{\text{JD}} - \Omega_{\text{JN}}$, $\mathbf{b}_1 = \mathbf{0}$ and $r_1 = \tilde{J}\xi^2$, we can obtain the results given in Prop. 1. ■

Remark 2: The rationale behind deriving the eigenvalue decomposition (33) is that by introducing $\mathbf{u} = \mathbf{U}^T \mathbf{A}_\tau^{\frac{1}{2}} \mathbf{w}$, problem (32) can be transformed to

$$\begin{aligned} & \underset{\mathbf{u}}{\text{minimize}} && \mathbf{u}^T \mathbf{u} + 2\mathbf{u}^T \mathbf{g} \\ & \text{subject to} && \mathbf{u}^T \Lambda \mathbf{u} + 1 \leq 0. \end{aligned} \quad (36)$$

The benefit of this reformulation is that the KKT conditions of (36) are more compact and easily solved, since Λ is a diagonal matrix and its inversion is tractable. The KKT conditions of (36) are precisely depicted by (34) and (35). We note that solutions of (35) can be found by using the MATLAB function `fminbnd` or by using Newton's method.

2) *v-minimization step:* Completing the squares with respect to \mathbf{v} in (28), the \mathbf{v} -minimization step (30) becomes

$$\underset{\mathbf{v}}{\text{minimize}} \quad \|\Omega_c \mathbf{v}\|_1 + \frac{\rho}{2} \|\mathbf{v} - \mathbf{b}\|_2^2, \quad (37)$$

where $\mathbf{b} := \frac{1}{\rho} \chi^k + \mathbf{w}^{k+1}$. The solution of (37) is given by soft thresholding [27]

$$v_l = \begin{cases} (1 - \frac{\alpha_l^t c_l}{\rho |b_l|}) b_l & |b_l| > \frac{\alpha_l^t c_l}{\rho} \\ 0 & |b_l| \leq \frac{\alpha_l^t c_l}{\rho} \end{cases} \quad (38)$$

for $l = 1, 2, \dots, L$, where v_l denotes the l th element of the vector \mathbf{v} .

3) *Initialization:* To initialize ADMM we require a feasible vector. It has been shown in Theorem 1 (see Appendix A) that the optimal collaboration vector for a fully-connected network with an information threshold \tilde{J} is a feasible vector for (25). Thus, we choose $\mathbf{v}^0 = \mathbf{w}^0$ and $\mathbf{w}^0 = \tilde{\mathbf{w}}$, where $\tilde{\mathbf{w}}$ is given by (53a).

4) *Complexity Analysis:* To solve the information constrained collaboration problem (P1), the iterative reweighted ℓ_1 method (Algorithm 1) is used as the outer loop, and the ADMM algorithm constitutes the inner loop. It is often the case that the iterative reweighted ℓ_1 method converges within a few iterations [16], [20], [28], [30]. Moreover, it has been shown in [17] that the ADMM algorithm typically requires a few tens of iterations for converging with modest accuracy. At each iteration, the major cost is associated with solving the KKT conditions in the \mathbf{w} -minimization step. The complexity of obtaining a KKT-based solution is given by $O(L^3)$ [31], since the complexity of the eigenvalue decomposition dominates that of Newton's method.

V. PROBLEM (P2): ENERGY CONSTRAINED SENSOR COLLABORATION

In this section, we first explore the correspondence between the energy constrained collaboration problem and the information constrained problem. With the help of this correspondence, we propose a bisection algorithm to solve the energy constrained problem.

According to (17), (18) and (22), the energy constrained sensor collaboration problem (P2) can be written as

$$\begin{aligned} & \underset{\mathbf{w}}{\text{maximize}} && \frac{\mathbf{w}^T \Omega_{\text{JN}} \mathbf{w}}{\mathbf{w}^T \Omega_{\text{JD}} \mathbf{w} + \xi^2} \\ & \text{subject to} && \mathbf{w}^T \Omega_\tau \mathbf{w} + \sum_{l=1}^L c_l \text{card}(w_l) \leq \hat{P}. \end{aligned}$$

Compared to the information constrained problem (P1), problem (P2) is more involved due to the nonconvex objective function and the cardinality function in the inequality constraint. Even if we replace the cardinality function with its ℓ_1 norm relaxation, the resulting ℓ_1 optimization problem is still difficult, since the feasibility of the relaxed constraint does not guarantee the feasibility of the original problem (P2).

However, if the collaboration topology is given, the collaboration cost $\sum_{l=1}^L c_l \text{card}(w_l)$ is a constant and the constraint in (P2) becomes a homogeneous quadratic constraint (i.e., no linear term with respect to \mathbf{w} is involved). In this case, problem (P2) can be solved by [15, Theorem 1].

In Prop 2, we present the relationship between the energy constrained problem (P2) and the information constrained problem (P1). Motivated by this relationship, we then take advantage of the solution of (P1) to obtain the collaboration topology for (P2). This idea will be elaborated on later.

Proposition 2: Consider the two problems (P1) and (P2)

$$\begin{aligned} & \underset{\mathbf{w}}{\text{minimize}} && P(\mathbf{w}) \\ & \text{subject to} && J(\mathbf{w}) \geq \tilde{J} \end{aligned} \quad \text{and} \quad \begin{aligned} & \underset{\mathbf{w}}{\text{maximize}} && J(\mathbf{w}) \\ & \text{subject to} && P(\mathbf{w}) \leq \hat{P}, \end{aligned}$$

where the optimal solutions are denoted by \mathbf{w}_1 and \mathbf{w}_2 , respectively. If $\tilde{J} = J(\mathbf{w}_2)$, then $\mathbf{w}_1 = \mathbf{w}_2$; If $\hat{P} = P(\mathbf{w}_1)$, then $\mathbf{w}_2 = \mathbf{w}_1$.

Proof: See Appendix C. ■

Prop. 2 implies that the solution of the energy constrained problem (P2) can be obtained by seeking the global minimizer of the information constrained problem (P1), if the information threshold in (P1) is set by using the optimal value of (P2). However, this methodology is intractable in practice since the

optimal value of (P2) is unknown in advance, and the globally optimal solution of problem (P1) may not be found using reweighted ℓ_1 -based methods.

Instead of deriving the solution of (P2) from (P1), we can infer the collaboration topology of the energy constrained problem (P2) from the sparsity structure of the solution to the information constrained problem (P1) using a bisection algorithm. According to Lemma 1 in Appendix A, the objective function of (P2) (in terms of Fisher information) is bounded over an interval $[0, J_0]$. And there is a one-to-one correspondence between the value of Fisher information evaluated at the optimal solution of (P2) and energy budget \hat{P} . Therefore we perform a bisection algorithm on the interval, and then solve the information constrained problem to obtain the resulting energy cost and collaboration topology. The procedure terminates if the resulting energy cost is close to the energy budget \hat{P} . We summarize the bisection algorithm in Algorithm 2.

Algorithm 2 Bisection algorithm for seeking the optimal collaboration topology of (P2)

Require: given $\epsilon_{\text{bi}} > 0$, $\underline{J} = 0$ and $\bar{J} = J_0$.

- 1: **repeat** $\check{J} = \frac{\underline{J} + \bar{J}}{2}$
 - 2: for a given \check{J} , solve (P1) using Algorithm 1 to obtain the collaboration topology (in terms of the sparsity structure of \mathbf{w}) and the resulting energy cost P .
 - 3: **if** $P < \hat{P}$ **then** $\underline{J} = \check{J}$
 - 4: **else** $\bar{J} = \check{J}$
 - 5: **end if**
 - 6: **until** $\bar{J} - \underline{J} < \epsilon_{\text{bi}}$ or $|\hat{P} - P| < \epsilon_{\text{bi}}$
-

We remark that the collaboration topology obtained in Step 2 of Algorithm 2 is not globally optimal. However, we have observed that for the information constrained sensor collaboration (P1), the value of energy cost P is monotonically related to the value of desired estimation distortion; see Fig. 2 for an example. Therefore, the proposed bisection algorithm converges in practice and at most requires $\lceil \log_2(\bar{J}/\epsilon_{\text{bi}}) \rceil$ iterations. Once the bisection procedure terminates, we obtain a locally optimal collaboration topology for (P2). Given this topology, the energy constrained problem (P2) becomes a problem with a quadratic constraint and an objective that is a ratio of homogeneous quadratic functions, whose analytical solution is given by [15, Theorem 1]. Through the aforementioned procedure, we obtain a locally optimal solution to problem (P2).

VI. PROBLEM (P3): JOINT SENSOR SELECTION AND COLLABORATION

In this section, we study the problem of the joint design of optimal sensor selection and collaboration schemes, which we formulated in (P3). Similar to solving the information constrained collaboration problem (P1), we first relax the original problem to a nonconvex ℓ_1 optimization problem. However, in contrast to Section IV, we observe that ADMM fails to converge (a possible reason is explored later). To

circumvent this, we adopt an iterative method to solve the nonconvex ℓ_1 optimization problem.

Using the reweighted ℓ_1 minimization method, we replace the cardinality function with the weighted ℓ_1 norm, which yields the following ℓ_1 optimization problem at each reweighting iteration

$$\begin{aligned} \underset{\mathbf{w}}{\text{minimize}} \quad & \mathbf{w}^T \boldsymbol{\Omega}_T \mathbf{w} + \|\tilde{\boldsymbol{\Omega}}_C \mathbf{w}\|_1 + \sum_{n=1}^N \tilde{d}_n \|\mathbf{w}_{G_n}\|_2 \\ \text{subject to} \quad & \mathbf{w}^T (\check{J} \boldsymbol{\Omega}_{\text{JD}} - \boldsymbol{\Omega}_{\text{JN}}) \mathbf{w} + \check{J} \xi^2 \leq 0, \end{aligned} \quad (39)$$

where $\tilde{\boldsymbol{\Omega}}_C := \text{diag}(\tau_1^t c_1, \tau_2^t c_2, \dots, \tau_L^t c_L)$, $\tilde{d}_n := \delta_n^t d_n$, τ_l^t and δ_n^t are the positive weights with respect to w_l and \mathbf{w}_{G_n} at the reweighting iteration t , respectively. Let the solution of (39) be \mathbf{w}^t , then the weights τ_l^{t+1} and δ_n^{t+1} for the next reweighting iteration are updated as

$$\tau_l^{t+1} = \frac{1}{|w_l^t| + \varepsilon}, \quad \delta_n^{t+1} = \frac{1}{\|\mathbf{w}_{G_n}^t\|_2 + \varepsilon},$$

where we recall that ε is a small positive number that insures a nonzero denominator.

A. Convex restriction

Problem (39) is a nonconvex optimization problem. Similar to our approach in Section IV to find solutions of (25), one can use ADMM to split (39) into a nonconvex QP1QC (\mathbf{w} -minimization step) and an unconstrained optimization problem with an objective function composed of ℓ_1 and ℓ_2 norms (\mathbf{v} -minimization step), where the latter can be solved analytically. However, our numerical examples show that the resulting ADMM algorithm fails to converge. Note that in the \mathbf{w} -minimization step, the sensor selection cost is excluded and each sensor collaborates with itself at no cost. Therefore, to achieve an information threshold, there exist scenarios in which the collaboration matrix yields nonzero diagonal entries. This implies that the \mathbf{w} -minimization step does not produce group-sparse solutions (i.e., rowwise sparse collaboration matrices). However, the \mathbf{v} -minimization step always leads to group-sparse solutions. The mismatched sparsity structures of solutions in the subproblems of ADMM cause the issue of nonconvergence, which we circumvent by using a linearization method to convexify the optimization problem.

A linearization method is introduced in [32] for solving the nonconvex quadratically constrained quadratic program (QCQP) by *linearizing* the nonconvex parts of quadratic constraints, thus rendering a convex QCQP. In (39), the nonconvex constraint is given by

$$\mathbf{w}^T \check{J} \boldsymbol{\Omega}_{\text{JD}} \mathbf{w} + \check{J} \xi^2 \leq \mathbf{w}^T \boldsymbol{\Omega}_{\text{JN}} \mathbf{w}, \quad (40)$$

where $\boldsymbol{\Omega}_{\text{JD}}$ and $\boldsymbol{\Omega}_{\text{JN}}$ are positive semidefinite; see (19)-(21). We linearize the right hand side of (40) around a feasible point β

$$\mathbf{w}^T \check{J} \boldsymbol{\Omega}_{\text{JD}} \mathbf{w} + \check{J} \xi^2 \leq \beta^T \boldsymbol{\Omega}_{\text{JN}} \beta + 2\beta^T \boldsymbol{\Omega}_{\text{JN}} (\mathbf{w} - \beta). \quad (41)$$

Note that the right hand side of (41) is an affine *lower bound* on the convex function $\mathbf{w}^T \boldsymbol{\Omega}_{\text{JN}} \mathbf{w}$. This implies that the set of \mathbf{w} that satisfy (41) is a strict subset of the set of \mathbf{w} that satisfy (40).

By replacing (40) with (41), we obtain a ‘restricted’ convex version of problem (39)

$$\begin{aligned} & \underset{\mathbf{w}}{\text{minimize}} \quad \varphi(\mathbf{w}) := \mathbf{w}^T \tilde{\Omega}_T \mathbf{w} + \|\tilde{\Omega}_c \mathbf{w}\|_1 + \sum_{n=1}^N \tilde{d}_n \|\mathbf{w}_{G_n}\|_2 \\ & \text{subject to} \quad \mathbf{w}^T \tilde{\Omega}_{\text{JD}} \mathbf{w} - 2\tilde{\beta}^T \mathbf{w} + \tilde{\gamma} \leq 0, \end{aligned} \quad (42)$$

where $\tilde{\Omega}_{\text{JD}} := \tilde{J} \Omega_{\text{JD}}$, $\tilde{\beta} := \Omega_{\text{JN}} \beta$, and $\tilde{\gamma} := \beta^T \Omega_{\text{JN}} \beta + \tilde{J} \xi^2$. Different from (40), the inequality constraint in (42) no longer represents the information inequality but becomes a convex quadratic constraint. Since problem (42) is convex, the convergence of ADMM is now guaranteed [17]. And the optimal value of (42) yields an upper bound on that of (39).

We summarize the linearization method in Algorithm 3. In the following subsection, we will elaborate on the implementation of ADMM in Step 3 of Algorithm 3. We remark that the convergence of the linearization method is guaranteed [32], since the feasible set at the new iteration contains the solution at the previous iteration, and consequently, for a given linearizing point $\beta = \mathbf{w}^{s-1}$, we always obtain a new feasible point \mathbf{w}^s with a lower objective value at each iteration. Finally, we note that the iterative algorithm can be initialized at $\tilde{\mathbf{w}}$, which is given by (53a).

Algorithm 3 Linearization method on solving (39)

Require: given $\epsilon_{\text{li}} > 0$ and $\mathbf{w}^0 = \tilde{\mathbf{w}}$.

- 1: **for** iteration $s = 1, 2, \dots$ **do**
 - 2: set $\beta = \mathbf{w}^{s-1}$.
 - 3: solve (42) for the solution \mathbf{w}^s by using Algorithm 4.
 - 4: **until** $\|\varphi(\mathbf{w}^s) - \varphi(\mathbf{w}^{s-1})\| < \epsilon_{\text{li}}$.
 - 5: **end for**
-

B. Solution via ADMM

We follow the same procedure of implementing ADMM as in Sec. IV.

First, we reformulate problem (42) as follows

$$\begin{aligned} & \underset{\mathbf{w}, \mathbf{v}}{\text{minimize}} \quad \mathbf{w}^T \Omega_T \mathbf{w} + \mathcal{I}'(\mathbf{w}) + \|\tilde{\Omega}_c \mathbf{v}\|_1 + \sum_{n=1}^N \tilde{d}_n \|\mathbf{v}_{G_n}\|_2 \\ & \text{subject to} \quad \mathbf{w} = \mathbf{v}, \end{aligned} \quad (43)$$

where $\mathcal{I}'(\mathbf{w})$ is an indicator function

$$\mathcal{I}'(\mathbf{w}) := \begin{cases} 0 & \mathbf{w}^T \tilde{\Omega}_{\text{JD}} \mathbf{w} - 2\tilde{\beta}^T \mathbf{w} + \tilde{\gamma} \leq 0 \\ \infty & \text{otherwise.} \end{cases}$$

After writing the augmented Lagrangian of (43), the ADMM algorithm is then performed as in (29)-(31).

1) **w-minimization step:** According to (29), the w-minimization step is given by

$$\begin{aligned} & \underset{\mathbf{w}}{\text{minimize}} \quad \mathbf{w}^T \tilde{\Omega}_T \mathbf{w} - \rho \mathbf{a}^T \mathbf{w} \\ & \text{subject to} \quad \mathbf{w}^T \tilde{\Omega}_{\text{JD}} \mathbf{w} - 2\tilde{\beta}^T \mathbf{w} + \tilde{\gamma} \leq 0, \end{aligned} \quad (44)$$

where $\tilde{\Omega}_T = \Omega_T + \frac{\rho}{2} \mathbf{I}$, $\mathbf{a} = \mathbf{v}^k - 1/\rho \chi^k$, \mathbf{v}^k and χ^k denote the value of \mathbf{v} and χ at the k th iteration of ADMM, and χ is the dual variable corresponding to (43). Note that different from

problem (32), problem (44) is a convex QCQP, which can be efficiently solved.

To solve the convex QCQP (44), the complexity of using interior-point method in standard solvers is roughly $O(L^{3.5})$ [33]. To reduce the computational complexity, we can derive the KKT-based solution of (44). Since problem (44) is convex, KKT conditions are both necessary and sufficient for optimality. Similar to Prop. 1, we can apply the eigenvalue decomposition technique to simplify (44) and find its solution. This is summarized in Prop. 3.

Proposition 3: The optimal solution of problem (44) is given by

$$\mathbf{w}^{k+1} = \tilde{\Omega}_T^{-\frac{1}{2}} \mathbf{U} \mathbf{u},$$

where \mathbf{U} is given by the following eigenvalue decomposition

$$\frac{1}{\tilde{\gamma}} \tilde{\Omega}_T^{-\frac{1}{2}} \tilde{\Omega}_{\text{JD}} \tilde{\Omega}_T^{-\frac{1}{2}} = \mathbf{U} \mathbf{\Lambda} \mathbf{U}^T,$$

and \mathbf{u} is given by

$$\begin{cases} \mathbf{u} = -\mathbf{g} & \text{if } \mathbf{g}^T \mathbf{\Lambda} \mathbf{g} + 2\mathbf{g}^T \mathbf{e} + 1 \leq 0 \\ \mathbf{u} = -(\mathbf{I} + \mu_1 \mathbf{\Lambda})^{-1} (\mathbf{g} + \mu_1 \mathbf{e}) & \text{otherwise.} \end{cases} \quad (45)$$

In (45), $\mathbf{g} = -\rho \mathbf{U}^T \tilde{\Omega}_T^{-\frac{1}{2}} \mathbf{a}/2$, $\mathbf{e} = -\mathbf{U}^T \tilde{\Omega}_T^{-\frac{1}{2}} \tilde{\beta}/\tilde{\gamma}$, μ_1 is a positive root of the equation in μ

$$\sum_{l=1}^L \left(\frac{\lambda_l (\mu e_l + g_l)^2}{(\mu \lambda_l + 1)^2} - \frac{2e_l (\mu e_l + g_l)}{\mu \lambda_l + 1} \right) + 1 = 0,$$

e_l and g_l are the l th elements of \mathbf{e} and \mathbf{g} , respectively, and λ_l is the l th diagonal entry of $\mathbf{\Lambda}$.

Proof: See Appendix B, in which letting $\mathbf{A}_0 = \tilde{\Omega}_T$, $\mathbf{b}_0 = -\frac{\rho}{2} \mathbf{a}$, $\mathbf{A}_1 = \tilde{\Omega}_{\text{JD}}$, $\mathbf{b}_1 = -\tilde{\beta}$ and $r_1 = \tilde{\gamma}$, we obtain the result in Prop. 3. ■

We remark that Prop. 3 is of a similar form as Prop. 1 except for the presence of \mathbf{e} in (45). This difference is caused by the involvement of the linear term $\tilde{\beta}^T \mathbf{w}$ in problem (44). Indeed, if $\tilde{\beta} = 0$ then expression (45) reduces to (34).

2) **v-minimization step:** According to (30), the v-minimization step is given by

$$\underset{\mathbf{v}}{\text{minimize}} \quad \|\tilde{\Omega}_c \mathbf{v}\|_1 + \sum_{n=1}^N \tilde{d}_n \|\mathbf{v}_{G_n}\|_2 + \frac{\rho}{2} \|\mathbf{v} - \mathbf{b}\|_2^2, \quad (46)$$

where $\mathbf{b} = \mathbf{w}^{k+1} + 1/\rho \chi^k$.

We recall that $\tilde{\Omega}_c$ defined in (39) is a diagonal matrix. Let the vector \mathbf{f} be composed of the diagonal entries of $\tilde{\Omega}_c$. We then define a sequence of diagonal matrices $\mathbf{F}_n := \text{diag}(\mathbf{f}_{G_n})$ for $n = 1, 2, \dots, N$, where \mathbf{f}_{G_n} is a vector composed of those entries of \mathbf{f} whose indices belong to the set G_n . Since the index sets $\{G_n\}_{j=1,2,\dots,N}$ in (24) are disjoint, problem (46) can be decomposed into a sequence of subproblems for $n = 1, 2, \dots, N$,

$$\underset{\mathbf{v}_{G_n}}{\text{minimize}} \quad \|\mathbf{F}_n \mathbf{v}_{G_n}\|_1 + \tilde{d}_n \|\mathbf{v}_{G_n}\|_2 + \frac{\rho}{2} \|\mathbf{v}_{G_n} - \mathbf{b}_{G_n}\|_2^2. \quad (47)$$

Problem (47) can be solved analytically via the following proposition.

Proposition 4: The minimizer of (47) is given by

$$\mathbf{v}_{G_n} = \begin{cases} (1 - \frac{\tilde{d}_n}{\rho \|\mathbf{v}\|_2}) \mathbf{v} & \|\mathbf{v}\|_2 \geq \frac{\tilde{d}_n}{\rho} \\ 0 & \|\mathbf{v}\|_2 < \frac{\tilde{d}_n}{\rho}, \end{cases} \quad (48)$$

where $\mathbf{v} = \text{sgn}(\mathbf{b}_{G_n}) \odot \max(|\mathbf{b}_{G_n}| - \frac{1}{\rho} \mathbf{f}_{G_n}, 0)$, the operator $\text{sgn}(\cdot)$ is defined in a componentwise fashion as

$$\text{sgn}(x) = \begin{cases} 1 & x > 0 \\ 0 & x = 0 \\ -1 & x < 0, \end{cases}$$

\odot denotes the point-wise product, and the operator $\max(\mathbf{x}, \mathbf{y})$ returns a vector whose entries are the pointwise maximum of the entries of \mathbf{x} and \mathbf{y} .

Proof: The main idea of the proof, motivated by [34, Theorem 1], is to study the subgradient of a nonsmooth objective function. However, for problem (47), we require to exploit its particular features: weighted ℓ_1 norm $\|\tilde{\Omega}_c \mathbf{v}\|_1$, and disjoint sub-vectors $\{\mathbf{v}_{G_n}\}_{n=1,2,\dots,N}$. See Appendix D for the complete proof. ■

In Algorithm 4, we summarize our proposed ADMM algorithm for solving (42).

Algorithm 4 Solving problem (42) via ADMM

Require: given $\rho, \epsilon_{\text{ad}}, \chi^0 = \mathbf{0}$ and $\mathbf{w}^0 = \mathbf{v}^0 = \tilde{\mathbf{w}}$.

- 1: **for** $k = 0, 1, \dots$ **do**
 - 2: obtain \mathbf{w}^{k+1} from a standard QCQP solver or Prop. 3.
 - 3: obtain $\mathbf{v}^{k+1} = [(\mathbf{v}_{G_1}^{k+1})^T, \dots, (\mathbf{v}_{G_N}^{k+1})^T]^T$ from Prop. 4.
 - 4: update dual variable $\chi^{k+1} = \chi^k + \rho(\mathbf{w}^{k+1} - \mathbf{v}^{k+1})$.
 - 5: **until** $\|\mathbf{w}^{k+1} - \mathbf{v}^{k+1}\|_2 \leq \epsilon_{\text{ad}}, \|\mathbf{v}^{k+1} - \mathbf{v}^k\|_2 \leq \epsilon_{\text{ad}}$.
 - 6: **end for**
-

To summarize, for solving the original problem (P3) we first replace the cardinality function with the weighted ℓ_1 norm, which yields the nonconvex problem (39). We then use the linearization method to convexify (39). The resulting convex problem (42) is solved by ADMM as outlined in Algorithm 4.

VII. NUMERICAL RESULTS

In this section, we will illustrate the performance of our proposed sparsity-aware sensor collaboration methods through numerical examples. The estimation system considered here is shown in Fig.1, where for simplicity, we assume that the channel gain and uncertainties are such that the network is homogeneous and equicorrelated [15]. In particular, we denote the expected observation and channel gains by h_0 and g_0 , the observation and channel gain uncertainties by α_h and α_g , and thereby assume

$$\begin{cases} \mathbf{h} = h_0 \sqrt{\alpha_h} \mathbf{1}, & \Sigma_h = h_0^2 (1 - \alpha_h) \mathbf{I}, \\ \Sigma_\epsilon = \zeta [(1 - \rho_{\text{corr}}) \mathbf{I} + \rho_{\text{corr}} \mathbf{1} \mathbf{1}^T], \\ \mathbf{g} = g_0 \sqrt{\alpha_g} \mathbf{1}, & \Sigma_g = g_0^2 (1 - \alpha_g) \mathbf{I}. \end{cases}$$

The system parameters are set as $h_0 = g_0 = 1$, $\alpha_h = \alpha_g = 0.7$, $\rho_{\text{corr}} = 0.5$ and $\eta^2 = \xi^2 = \zeta^2 = 1$. The collaboration cost matrix \mathbf{C} is given by

$$C_{mn} = \alpha_c \|\mathbf{s}_m - \mathbf{s}_n\|_2 \quad (49)$$

for $m, n = 1, 2, \dots, N$, where α_c is a positive parameter and \mathbf{s}_n denotes the location of sensor n . The vector of sensor selection cost \mathbf{d} is give by

$$d_n = \alpha_s \|\mathbf{s}_n - \mathbf{s}_{\text{fc}}\|_2 \quad (50)$$

for $n = 1, 2, \dots, N$, where α_s is a positive parameter and \mathbf{s}_{fc} denotes the location of the FC. In our experiments, unless specified otherwise, we shall assume that $\alpha_c = \alpha_s = 0.5$. The locations of sensors and the FC are randomly selected over a 10×10 grid, and the number of sensors is given in different examples. While employing the proposed optimization methods, we select $\rho = 50$ as the ADMM parameter and $\epsilon_{\text{rw}} = \epsilon_{\text{bi}} = \epsilon_{\text{li}} = \epsilon_{\text{ad}} = 10^{-3}$ for the stopping tolerance. In our numerical examples, the reweighted ℓ_1 method (Algorithm 1), the bisection algorithm (Algorithm 2) and the linearization method (Algorithm 3) converge within 10 iterations. For ADMM, the required number of iterations is less than 100.

For a better depiction of estimation performance, since $\underline{D} < D_{\mathbf{w}} \leq \eta^2$ (see Lemma 1 in Appendix A), we display the *normalized distortion*

$$D_{\text{norm}} := \frac{D(\mathbf{w}) - \underline{D}}{\eta^2 - \underline{D}} \in (0, 1], \quad (51)$$

where $D(\mathbf{w})$ defined in (11) is monotonically related to the value of Fisher information, and \underline{D} is the minimum estimation given by Lemma 1. Further to characterize the number of established collaboration links, we define the percentage of collaboration links

$$\text{Per}_{\mathbf{w}} := \frac{\sum_{l=1}^L \text{card}(w_l) - N}{L - N} \times 100 \quad (\%), \quad (52)$$

where $L = N^2$ is the dimension of \mathbf{w} , and $\text{Per}_{\mathbf{w}}$ belongs to $[0, 100\%]$. When $\text{Per}_{\mathbf{w}} = 0$, the network operates in a distributed manner (i.e., only the diagonal entries of \mathbf{W} are nonzero). When $\text{Per}_{\mathbf{w}} = 100\%$, the network is fully-connected (i.e., \mathbf{W} has no zero entries).

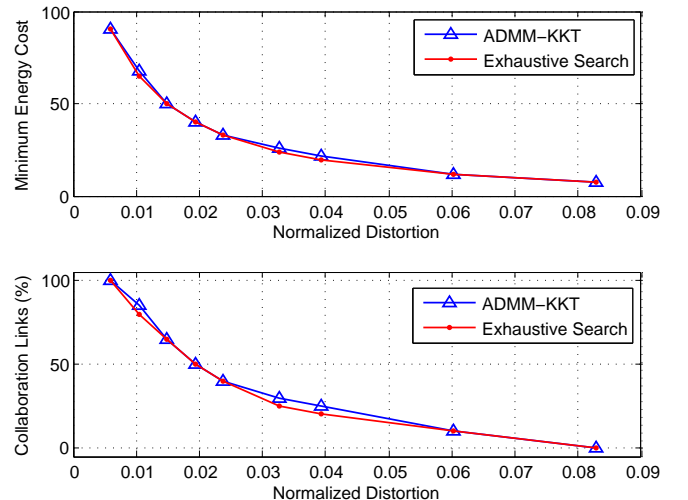


Fig. 2: Performance evaluation for information constrained sensor collaboration.

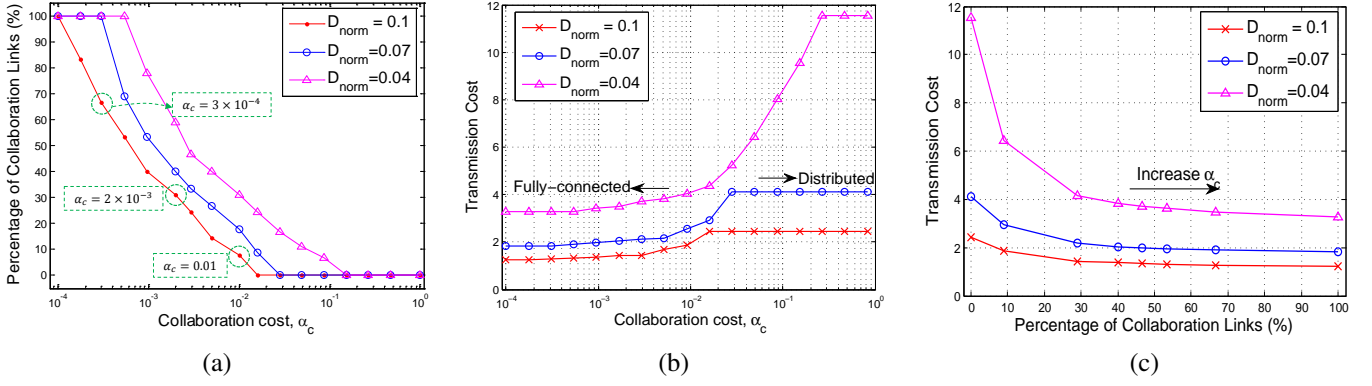


Fig. 3: Information constrained collaboration for different values of collaboration cost parameter α_c as $D_{\text{norm}} \in \{0.1, 0.07, 0.04\}$: (a) percentage of collaboration links, (b) transmission cost, (c) trade-off between collaboration links and transmission cost.

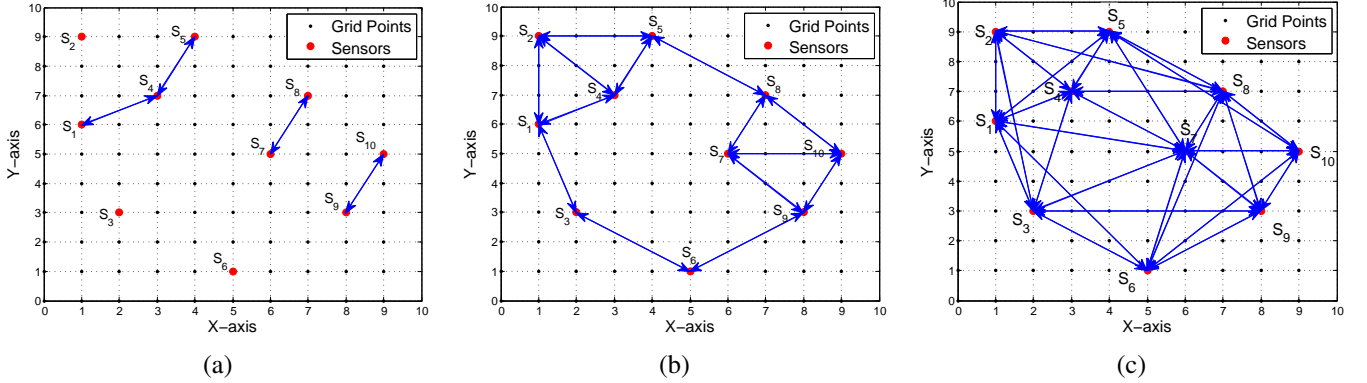


Fig. 4: Collaboration topologies: (a) $\alpha_c = 0.01$, $\text{card}(\mathbf{w}) = 18$; (b) $\alpha_c = 2 \times 10^{-3}$, $\text{card}(\mathbf{w}) = 38$; (c) $\alpha_c = 3 \times 10^{-4}$, $\text{card}(\mathbf{w}) = 70$.

In Fig. 2, we present results when we apply the reweighted ℓ_1 -based ADMM algorithm to solve the information constrained problem (P1). For comparison, we also show the results of using an exhaustive search that enumerates all possible sensor collaboration schemes, where for the tractability of an exhaustive search, we consider a small sized sensor network with $N = 5$. In the top subplot of Fig. 2, we present the minimum energy cost as a function of D_{norm} . We can see that the energy cost and estimation distortion is monotonically related, and the proposed approach assures near optimal performance compared to the results of exhaustive search. In the bottom subplot, we show the number of active collaboration links as a function of normalized distortion. Note that a larger estimation distortion corresponds to fewer collaboration links. In the extreme case, the network performs in a distributed manner when $D_{\text{norm}} > 0.08$.

In Fig. 3, we solve the information constrained problem for a relatively large network with $N = 10$ nodes, and present the number of collaboration links and the required transmission cost as a function of the collaboration cost parameter α_c for different values of estimation distortion $D_{\text{norm}} \in \{0.1, 0.07, 0.04\}$. Fig. 3-(a) shows that the number of collaboration links increases as α_c decreases. This is expected, since a smaller value of α_c corresponds to a smaller cost of sensor collaboration, and thus encourages a larger number of collaboration links to be established. If we fix the value of α_c , we also observe that the number of collaboration links

increases as D_{norm} decreases. This is consistent with the results in the bottom subplot of Fig 2. We show the specific collaboration topologies that correspond to the marked values of α_c in Fig. 4. These will be discussed in detail later.

Fig. 3-(b) shows that the transmission cost increases as α_c increases for a given estimation distortion. Note that a larger value of α_c indicates a higher cost of sensor collaboration. Therefore, to achieve a certain estimation performance, more transmission cost would be consumed instead of sensor collaboration. This implies that the transmission cost and collaboration cost are two conflicting terms. As we continue to increase α_c , the transmission cost converges to a fixed value for a given D_{norm} . This is because the network topology cannot be changed any further (converges to the distributed network), where the transmission cost is deterministic for the given topology and distortion.

Fig. 3-(c) shows the trade-off between the number of collaboration links and the consumed transmission cost by varying the parameter α_c . One interesting observation is that the transmission cost ceases to decrease significantly when over 60% collaboration links are established. The reason is that the transmission cost is characterized by the magnitude of nonzero entries in \mathbf{w} , which has very small increment as the number of nonzero entries is relatively large. Therefore, the transmission cost has a relatively small increase beyond 60% active links.

In Fig. 4, we present the collaboration topologies obtained from solutions of the information constrained problem (with

$D_{\text{norm}} = 0.1$) by varying the parameter of collaboration cost α_c ; see the labeled points in Fig. 3-(a). In each subplot, the solid lines with arrows represent the collaboration links among local sensors. For example in Fig. 4-(a), the line from sensor 1 to sensor 4 indicates that sensor 1 shares its observation with sensor 4. Fig. 4-(a) shows that the nearest neighboring sensors collaborate initially because of the lower collaboration cost. We continue to decrease α_c , Fig. 4-(c) and (d) show that more collaboration links are established, and sensors tends to collaborate over the entire spatial field rather than aggregating in a small neighbourhood.

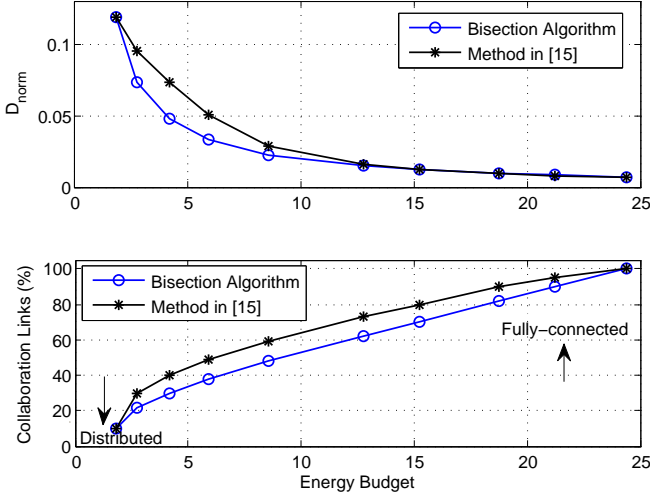


Fig. 5: Performance evaluation for energy constrained sensor collaboration.

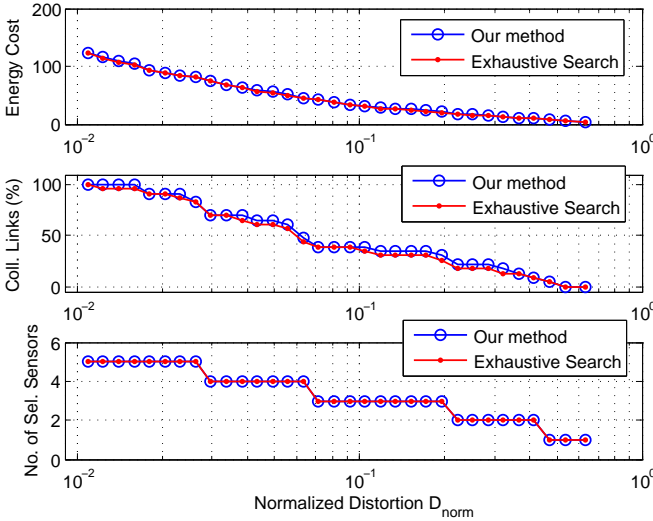


Fig. 6: Performance evaluation of sensor selection and collaboration.

In Fig. 5, we employ the proposed bisection algorithm to solve the energy constrained problem (P2). We present the obtained estimation distortion and number of collaboration links as functions of the energy budget with $N = 10$ and $\alpha_c = 0.01$. For comparison, we also show the results of using the greedy method in [15]. As we can see, the method in [15] yields worse estimation performance than our approaches, even though its resulting number of collaboration

links is larger. This indicates that compared to the number of collaboration links, the optimality of collaboration topology has a more significant impact on the estimation performance.

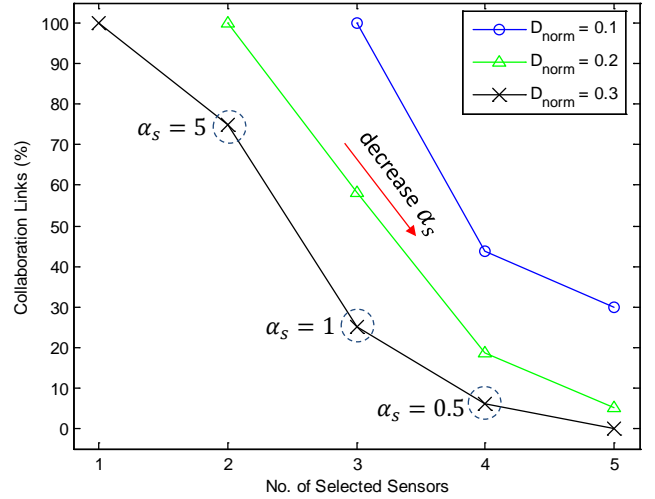


Fig. 7: Trade-off between collaboration links and selected sensors.

In Fig. 6, we employ the convex restriction based ADMM method to solve problem (P3) for joint sensor selection and collaboration. We show the resulting energy cost, number of collaboration links and selected sensors as functions of estimation distortion D_{norm} . For comparison, we also present the optimal results obtained from an exhaustive search, where $N = 5$ sensors are assumed in this example. We observe that the proposed approach assures near optimal performance for all values of D_{norm} . Moreover, the energy cost, number of collaboration links and selected sensors increases as D_{norm} decreases, since a smaller estimation distortion enforces more collaboration links and activated sensors.

In Fig. 7, we present the trade-offs between the established collaboration links and selected sensors that communicate with the FC. These trade-offs are achieved by varying the parameter of sensor selection cost α_s for $D_{\text{norm}} = 0.1, 0.2$ and 0.3 . We fix D_{norm} and decrease α_s , which leads to an increase in the number of selected sensors, meanwhile, the number of collaboration links decreases. That is because to achieve a given estimation distortion, less collaboration links are required if more sensors are selected to communicate with the FC. If we fix the number of collaboration links, the number of selected sensors increases as D_{norm} decreases, since a smaller D_{norm} enforces more activated sensors. For the marked points as $D_{\text{norm}} = 0.3$, we show the specific sensor collaboration and selection schemes in Fig. 8, where the solid line with an arrow represents the collaboration link between two sensors, and the dashed line from one sensor to the FC signifies that this sensor is selected to communicate with the FC. Clearly, more collaboration links are established as fewer sensors are selected to communicate with the FC.

VIII. CONCLUSION

In this paper, we studied the problem of sensor collaboration with nonzero collaboration cost for distributed estimation over a coherent MAC. By making a one-to-one correspondence

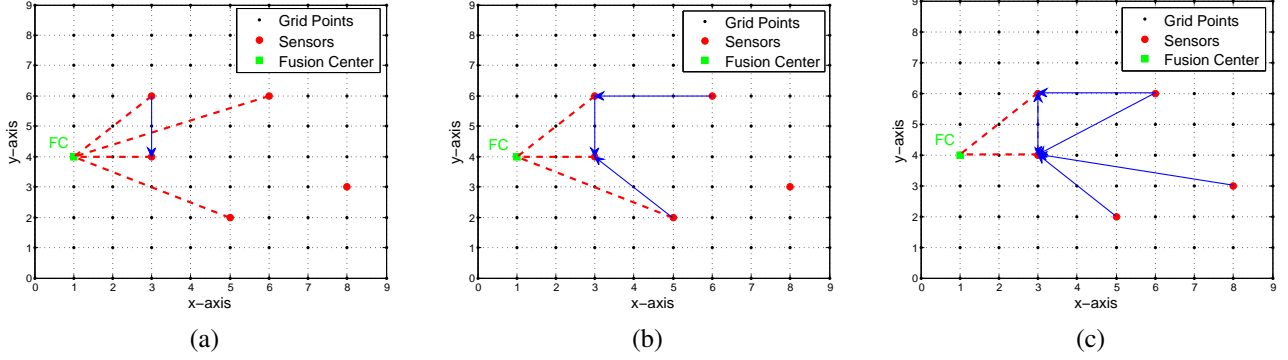


Fig. 8: Network topologies for $D_{\text{norm}} = 0.3$ and $\alpha_s = 0.5, 1$ and 5 .

between the collaboration topology and the sparsity structure of collaboration matrix, the sensor collaboration problems can be interpreted as sparsity-aware optimization problems. In particular, we studied two types of sensor collaboration problems: information constrained problem and energy constrained problem, where we employed the reweighted ℓ_1 -based ADMM and the bisection algorithm to find their locally optimal solutions. Further, we investigated the issue of sensor selection in the proposed collaborative estimation system, where the optimal sensor collaboration and selection schemes can be designed jointly through the entry- and group-level sparsity of the collaboration vector. We empirically showed that there exists a trade-off between sensor collaboration and sensor selection.

In this paper, we assumed that a random parameter was estimated at one snapshot. In future work, we will explore the problem of sensor collaboration for estimating a random process. Since sensors may have individual power budget, the study of sensor collaboration problems with individual power constraints is another future research direction.

APPENDIX A REVIEW OF [15, THEOREM 1] FOR SENSOR COLLABORATION WITH GIVEN TOPOLOGIES

It has been shown in [15] that the sensor collaboration problems with *given* collaboration topologies can be solved analytically, since the collaboration cost $Q(\mathbf{w}) = \sum_{l=1}^L c_l \text{card}(w_l)$ is a constant, and (P1) and (P2) become problems with homogeneous quadratic functions, in which no linear term with respect to \mathbf{w} is involved. The solutions of (P1) and (P2) for a fully-connected network are shown in Theorem 1.

Theorem 1 [15, Theorem 1]: For a fully-connected network, the optimal values (\hat{P} and J^*) and solutions ($\tilde{\mathbf{w}}$ and \mathbf{w}^*) of (P1) and (P2) are given by

$$\begin{cases} \tilde{P} = \lambda_{\min}^{\text{pos}} \left(\Omega_{\text{T}}, -\Omega_{\text{JD}} + \frac{\Omega_{\text{JN}}}{\tilde{J}} \right) \xi^2 + \mathbf{1}^T \mathbf{c} \\ \tilde{\mathbf{w}} = \frac{\tilde{P} - \mathbf{1}^T \mathbf{c}}{\tilde{\mathbf{v}}^T \Omega_{\text{T}} \tilde{\mathbf{v}}} \tilde{\mathbf{v}}, \end{cases} \quad (53a)$$

$$\text{and } \begin{cases} J^* = \lambda_{\max} \left(\Omega_{\text{JN}}, \Omega_{\text{JD}} + \frac{\xi^2 \Omega_{\text{T}}}{\hat{P} - \mathbf{1}^T \mathbf{c}} \right) \\ \mathbf{w}^* = \frac{\hat{P} - \mathbf{1}^T \mathbf{c}}{(\mathbf{v}^*)^T \Omega_{\text{T}} \mathbf{v}^*} \mathbf{v}^*, \end{cases} \quad (53b)$$

where $\lambda_{\min}^{\text{pos}}(\mathbf{A}, \mathbf{B})$ and $\lambda_{\max}(\mathbf{A}, \mathbf{B})$ denote the minimum positive eigenvalue and the maximum eigenvalue of the generalized eigenvalue problem $\mathbf{A}\mathbf{v} = \lambda\mathbf{B}\mathbf{v}$, respectively, and $\tilde{\mathbf{v}}$ and \mathbf{v}^* are the corresponding eigenvectors. ■

It is clear from (53b) that the optimal Fisher information is upper bounded by $J_0 := \lambda_{\max}(\Omega_{\text{JN}}, \Omega_{\text{JD}})$ as $P \rightarrow +\infty$. This implies that to guarantee the *feasibility* of (P1), the information threshold \tilde{J} must lie in the interval $[0, J_0)$. Accordingly, the estimation distortion in (11) belongs to $(D_0, \eta^2]$, where $D_0 = \eta^2/(1 + \eta^2 J_0)$ denotes the minimum distortion, and η^2 signifies the maximum distortion which is determined by the prior information of θ . We summarize the boundedness of Fisher information and estimation distortion in Lemma 1.

Lemma 1: For problems (P1) and (P2), the values of Fisher information and estimation distortion are bounded as $J(\mathbf{w}) \in [0, J_0)$ and $D(\mathbf{w}) \in (D_0, \eta^2]$, respectively, where $J_0 = \lambda_{\max}(\Omega_{\text{JN}}, \Omega_{\text{JD}})$, $D_0 = \eta^2/(1 + \eta^2 J_0)$, and η^2 is the variance of the random parameter to be estimated. ■

APPENDIX B THE KKT-BASED SOLUTION FOR A QP1QC

To prove the Prop. 1 or 3, we consider a more general case of QP1QC

$$\begin{aligned} & \underset{\mathbf{w}}{\text{minimize}} && \mathbf{w}^T \mathbf{A}_0 \mathbf{w} + 2\mathbf{b}_0^T \mathbf{w} \\ & \text{subject to} && \mathbf{w}^T \mathbf{A}_1 \mathbf{w} + 2\mathbf{b}_1^T \mathbf{w} + r_1 \leq 0, \end{aligned} \quad (54)$$

where \mathbf{A}_0 and \mathbf{A}_1 are real symmetric matrices.

Upon defining $\mathbf{P} := \frac{1}{r_1} \mathbf{A}_0^{-\frac{1}{2}} \mathbf{A}_1 \mathbf{A}_0^{-\frac{1}{2}}$, we obtain the eigenvalue decomposition of \mathbf{P}

$$\mathbf{P} = \mathbf{U} \mathbf{\Lambda} \mathbf{U}^T,$$

where \mathbf{U} is an orthogonal matrix that includes the eigenvectors of \mathbf{P} , and $\mathbf{\Lambda}$ is a diagonal matrix that includes the eigenvalues of \mathbf{P} .

Let $\mathbf{u} := \mathbf{U}^T \mathbf{A}_0^{\frac{1}{2}} \mathbf{w}$, $\mathbf{g} := \mathbf{U}^T \mathbf{A}_0^{-\frac{1}{2}} \mathbf{b}_0$ and $\mathbf{e} := \mathbf{U}^T \mathbf{A}_0^{-\frac{1}{2}} \frac{\mathbf{b}_1}{r_1}$, then problem (54) can be written as

$$\begin{aligned} & \underset{\mathbf{u}}{\text{minimize}} && \mathbf{u}^T \mathbf{u} + 2\mathbf{u}^T \mathbf{g} \\ & \text{subject to} && \mathbf{u}^T \mathbf{\Lambda} \mathbf{u} + 2\mathbf{u}^T \mathbf{e} + 1 \leq 0. \end{aligned} \quad (55)$$

The rationale behind using the eigenvalue decomposition technique to reformulate (54) is that the KKT conditions of (55) are more compact and easily solved since $\mathbf{\Lambda}$ is a diagonal matrix.

We demonstrate the KKT conditions for problem (55).

Primal feasibility: $\mathbf{u}^T \mathbf{\Lambda} \mathbf{u} + 2\mathbf{u}^T \mathbf{e} + 1 \leq 0$.

Dual feasibility: $\mu \geq 0$, where μ is the dual variable.

Complementary slackness: $\mu(\mathbf{u}^T \mathbf{\Lambda} \mathbf{u} + 2\mathbf{u}^T \mathbf{e} + 1) = 0$.

Stationary of the Lagrangian: $\mathbf{u} = -(\mathbf{I} + \hat{\mu} \mathbf{\Lambda})^{-1}(\mathbf{g} + \mu \mathbf{e})$.
If $\mu = 0$, we have

$$\mathbf{u} = -\mathbf{g}, \quad (56)$$

where $\mathbf{u}^T \mathbf{\Lambda} \mathbf{u} + 2\mathbf{u}^T \mathbf{e} + 1 \leq 0$.

If $\mu > 0$, eliminating \mathbf{u} by substituting stationary condition into complementary slackness, we have

$$(\mathbf{g} + \mu \mathbf{e})^T (\mathbf{I} + \mu \mathbf{\Lambda})^{-1} \mathbf{\Lambda} (\mathbf{I} + \mu \mathbf{\Lambda})^{-1} (\mathbf{g} + \mu \mathbf{e}) - 2(\mathbf{g} + \mu \mathbf{e})^T (\mathbf{I} + \mu \mathbf{\Lambda})^{-1} \mathbf{e} + 1 = 0.$$

Since $\mathbf{\Lambda}$ is a diagonal matrix, we finally obtain that

$$\sum_{l=1}^L \left(\frac{\lambda_l (\mu e_l + g_l)^2}{(\mu \lambda_l + 1)^2} - \frac{2e_l (\mu e_l + g_l)}{\mu \lambda_l + 1} \right) + 1 = 0, \quad (57)$$

where λ_l is the l th diagonal element of $\mathbf{\Lambda}$.

Combining (56) and (57), the proof is now complete. ■

APPENDIX C PROOF OF PROPOSITION 2

From (18), (17) and (22), we have

$$J(\mathbf{w}) = \frac{\mathbf{w}^T \mathbf{\Omega}_{\text{IN}} \mathbf{w}}{\mathbf{w}^T \mathbf{\Omega}_{\text{JD}} \mathbf{w} + \xi^2},$$

and

$$P(\mathbf{w}) = \mathbf{w}^T \mathbf{\Omega}_{\text{I}} \mathbf{w} + \sum_{l=1}^L c_l \text{card}(w_l).$$

Setting $\mathbf{w} = c\hat{\mathbf{w}}$ for some fixed vector $\hat{\mathbf{w}}$, $J(\mathbf{w})$ and $P(\mathbf{w})$ are strictly increasing functions of c when $c > 1$, and strictly decreasing functions of c when $c < 1$. Thus, the optimality is achieved for (P1) or (P2) when the inequality constraints are satisfied with equality.

Given the energy budget \hat{P} , we have $P(\mathbf{w}_2) = \hat{P}$, where \mathbf{w}_2 is the optimal solution of the energy constrained problem (P2). Our goal is to show \mathbf{w}_2 is also a solution of the information constrained problem (P1) when $\check{J} = J(\mathbf{w}_2)$.

If \mathbf{w}_2 is not the solution of (P1), we assume a better solution \mathbf{w}'_2 such that $P(\mathbf{w}'_2) < P(\mathbf{w}_2)$. Since $P(\cdot)$ strictly increases as multiplying the optimization variables by a scalar $c > 1$, there exists a scalar $c > 1$ such that

$$P(\mathbf{w}'_2) < P(c\mathbf{w}'_2) \leq P(\mathbf{w}_2). \quad (58)$$

On the other hand, since $J(\cdot)$ strictly increases as multiplying the optimization variables by a scalar $c > 1$, we have $J(c\mathbf{w}'_2) > J(\mathbf{w}'_2)$. Further, because \mathbf{w}'_2 is a feasible vector for (P1), we have $J(\mathbf{w}'_2) \geq \check{J}$, where recalling that $\check{J} = J(\mathbf{w}_2)$. We can then conclude that

$$J(c\mathbf{w}'_2) > J(\mathbf{w}'_2) \geq \check{J} = J(\mathbf{w}_2). \quad (59)$$

From (58) and $P(\mathbf{w}_2) = \hat{P}$, we obtain that $P(c\mathbf{w}'_2) \leq \hat{P}$, which implies $c\mathbf{w}'_2$ is a feasible point for (P2). From (59), we have $J(c\mathbf{w}'_2) > J(\mathbf{w}_2)$, which implies $c\mathbf{w}'_2$ yields a higher objective value of (P2) than \mathbf{w}_2 . This *contradicts* to the fact

that \mathbf{w}_2 is the optimal solution of (P2). Therefore, we can conclude that \mathbf{w}_2 is the solution of (P1).

On the other hand, if \mathbf{w}_1 is the solution of (P1), it is similar to prove that \mathbf{w}_1 is the solution of (P2) when $\hat{P} = P(\mathbf{w}_1)$. The proof is now complete. ■

APPENDIX D PROOF OF PROPOSITION 4

For notational convenience, we define $\kappa_1 := \frac{1}{\rho}$, $\kappa_2 := \frac{\tilde{d}_n}{\rho}$ and $h_{\kappa_2}^{\kappa_1}(\mathbf{v}_{G_n}) := \kappa_1 \|\mathbf{F}_n \mathbf{v}_{G_n}\|_1 + \kappa_2 \|\mathbf{v}_{G_n}\|_2$. Then problem (47) can be written as

$$\underset{\mathbf{v}_{G_n}}{\text{minimize}} \quad \phi_{\kappa_2}^{\kappa_1}(\mathbf{v}_{G_n}) := h_{\kappa_2}^{\kappa_1}(\mathbf{v}_{G_n}) + \frac{1}{2} \|\mathbf{v}_{G_n} - \mathbf{b}_{G_n}\|_2^2. \quad (60)$$

Let $\mathbf{v}_{G_n}^*$ be the unique minimizer of the following problem

$$\underset{\mathbf{v}_{G_n}}{\text{minimize}} \quad h_{\kappa_2}^0(\mathbf{v}_{G_n}) + \frac{1}{2} \|\mathbf{v}_{G_n} - \boldsymbol{\nu}\|_2^2, \quad (61)$$

where $\boldsymbol{\nu} = \text{sgn}(\mathbf{b}_{G_n}) \odot \max(|\mathbf{b}_{G_n}| - \kappa_1 \mathbf{f}_{G_n}, 0)$.

We aim to show $\mathbf{v}_{G_n}^*$ is also the minimizer of problem (60). The optimality of $\mathbf{v}_{G_n}^*$ for problem (61) yields

$$\mathbf{0} \in \mathbf{v}_{G_n}^* - \boldsymbol{\nu} + \partial h_{\kappa_2}^0(\mathbf{v}_{G_n}^*), \quad (62)$$

where $\partial h_{\kappa_2}^0(\cdot)$ denotes the subgradient of $h_{\kappa_2}^0(\cdot)$. We then derive the subgradient of $\phi_{\kappa_2}^{\kappa_1}(\mathbf{v}_{G_n})$ at $\mathbf{v}_{G_n}^*$

$$\partial \phi_{\kappa_2}^{\kappa_1}(\mathbf{v}_{G_n}^*) = \mathbf{v}_{G_n}^* - \mathbf{b}_{G_n} + \kappa_1 \mathbf{F}_n \text{SGN}(\mathbf{v}_{G_n}^*) + \partial h_{\kappa_2}^0(\mathbf{v}_{G_n}^*), \quad (63)$$

where $\text{SGN}(\cdot)$ is defined in a component-wise fashion

$$\text{SGN}(x) = \begin{cases} \{1\} & x > 0 \\ [-1, 1] & x = 0 \\ \{-1\} & x < 0 \end{cases} \quad \text{for } \forall x \in \mathbb{R}.$$

The definition of $\boldsymbol{\nu} = \text{sgn}(\mathbf{b}_{G_n}) \odot \max(|\mathbf{b}_{G_n}| - \kappa_1 \mathbf{f}_{G_n}, 0)$ implies

$$\nu_i = \begin{cases} [\mathbf{b}_{G_n}]_i - \kappa_1 [\mathbf{f}_{G_n}]_i & [\mathbf{b}_{G_n}]_i > \kappa_1 [\mathbf{f}_{G_n}]_i \\ 0 & |[\mathbf{b}_{G_n}]_i| \leq \kappa_1 [\mathbf{f}_{G_n}]_i \\ [\mathbf{b}_{G_n}]_i + \kappa_1 [\mathbf{f}_{G_n}]_i & [\mathbf{b}_{G_n}]_i < -\kappa_1 [\mathbf{f}_{G_n}]_i \end{cases} \quad (64)$$

where $[\mathbf{x}]_i$ denotes the i th entry of a vector \mathbf{x} .

From (64), we have $\boldsymbol{\nu} \in \mathbf{b}_{G_n} - \kappa_1 \mathbf{F}_n \text{SGN}(\boldsymbol{\nu})$. Since $\mathbf{v}_{G_n}^*$ is the minimizer of problem (61), according to [34, Lemma 1], we can obtain that $\text{SGN}(\boldsymbol{\nu}) \subseteq \text{SGN}(\mathbf{v}_{G_n}^*)$. Thus,

$$\boldsymbol{\nu} \in \mathbf{b}_{G_n} - \kappa_1 \mathbf{F}_n \text{SGN}(\mathbf{v}_{G_n}^*). \quad (65)$$

Combining (62) and (65), we obtain that

$$\mathbf{0} \in \mathbf{v}_{G_n}^* - \mathbf{b}_{G_n} + \kappa_1 \mathbf{F}_n \text{SGN}(\mathbf{v}_{G_n}^*) + \partial h_{\kappa_2}^0(\mathbf{v}_{G_n}^*),$$

which implies that $\mathbf{0} \in \partial \phi_{\kappa_2}^{\kappa_1}(\mathbf{v}_{G_n}^*)$ from (63). Thus, $\mathbf{v}_{G_n}^*$ is the minimizer of problem (60).

Finally, the closed form of $\mathbf{v}_{G_n}^*$ in problem (61) is given by a block soft thresholding operator [35]

$$\mathbf{v}_{G_n}^* = \begin{cases} (1 - \frac{\kappa_2}{\|\boldsymbol{\nu}\|_2}) \boldsymbol{\nu} & \|\boldsymbol{\nu}\|_2 \geq \kappa_2 \\ 0 & \|\boldsymbol{\nu}\|_2 < \kappa_2 \end{cases}$$

Now, the proof is complete. ■

REFERENCES

- [1] L. Oliveira and J. Rodrigues, "Wireless sensor networks: a survey on environmental monitoring," *Journal of Communications*, vol. 6, no. 2, 2011.
- [2] T. He, P. Vicaire, T. Yan, L. Luo, L. Gu, G. Zhou, S. Stoleru, Q. Cao, J. A. Stankovic, and T. Abdelzaher, "Achieving real-time target tracking using wireless sensor networks," in *Proceedings of IEEE Real Time Technology and Applications Symposium*, 2006, pp. 37–48.
- [3] X. Cao, J. Chen, C. Gao, and Y. Sun, "An optimal control method for applications using wireless sensor/actuator networks," *Computers & Electrical Engineering*, vol. 35, no. 5, pp. 748–756, 2009.
- [4] J. Fang and H. Li, "Power constrained distributed estimation with cluster-based sensor collaboration," *IEEE Transactions on Wireless Communications*, vol. 8, no. 7, pp. 3822–3832, 2009.
- [5] S. Cui, J.-J. Xiao, A. J. Goldsmith, Z.-Q. Luo, and H. V. Poor, "Estimation diversity and energy efficiency in distributed sensing," *IEEE Transactions on Signal Processing*, vol. 55, no. 9, pp. 4683–4695, 2007.
- [6] J. Matamoros and C. Anton-Haro, "Scaling law of an opportunistic power allocation scheme for amplify-and-forward wireless sensor networks," *IEEE Communications Letters*, vol. 15, no. 2, pp. 169–171, February 2011.
- [7] F. Jiang, J. Chen, and A. L. Swindlehurst, "Optimal power allocation for parameter tracking in a distributed amplify-and-forward sensor network," *IEEE Transactions on Signal Processing*, vol. 62, no. 9, pp. 2200–2211, May 2014.
- [8] M. Gastpar, B. Rimoldi, and M. Vetterli, "To code, or not to code: lossy source-channel communication revisited," *IEEE Transactions on Information Theory*, vol. 49, no. 5, pp. 1147–1158, May 2003.
- [9] A. Ribeiro and G. B. Giannakis, "Bandwidth-constrained distributed estimation for wireless sensor networks-part i: Gaussian case," *IEEE Transactions on Signal Processing*, vol. 54, no. 3, pp. 1131–1143, 2006.
- [10] J.-J. Xiao, S. Cui, Z.-Q. Luo, and A. J. Goldsmith, "Linear coherent decentralized estimation," *IEEE Transactions on Signal Processing*, vol. 56, no. 2, pp. 757–770, 2008.
- [11] Z.-Q. Luo, G. B. Giannakis, and S. Zhang, "Optimal linear decentralized estimation in a bandwidth constrained sensor network," in *Proceedings of IEEE International Symposium on Information Theor (ISIT)*, Sept 2005, pp. 1441–1445.
- [12] A. S. Leong, S. Dey, and J. S. Evans, "Asymptotics and power allocation for state estimation over fading channels," *IEEE Transactions on Aerospace and Electronic Systems*, vol. 47, no. 1, pp. 611–633, January 2011.
- [13] S. Kar and P. K. Varshney, "On linear coherent estimation with spatial collaboration," in *Proceedings of the 2012 IEEE International Symposium on Information Theory Proceedings (ISIT)*, 2012, pp. 1448–1452.
- [14] S. Kar and P. K. Varshney, "Controlled collaboration for linear coherent estimation in wireless sensor networks," in *Proceedings of the 50th Annual Allerton Conference on Communication, Control, and Computing (Allerton)*, 2012, pp. 334–341.
- [15] S. Kar and P. Varshney, "Linear coherent estimation with spatial collaboration," *IEEE Transactions on Information Theory*, vol. 59, no. 6, pp. 3532–3553, 2013.
- [16] E. Candes, M. Wakin, and S. Boyd, "Enhancing sparsity by reweighted ℓ_1 minimization," *Journal of Fourier Analysis and Applications*, vol. 14, pp. 877–905, 2008.
- [17] S. Boyd, N. Parikh, E. Chu, B. Peleato, and J. Eckstein, "Distributed optimization and statistical learning via the alternating direction method of multipliers," *Foundations and Trends in Machine Learning*, vol. 3, no. 1, pp. 1–122, 2011.
- [18] Y. Chen, C. Chuah, and Q. Zhao, "Sensor placement for maximizing lifetime per unit cost in wireless sensor networks," in *Proc. IEEE Military Communications Conference*, Oct 2005, pp. 1097–1102.
- [19] E. Masazade, M. Fardad, and P. K. Varshney, "Sparsity-promoting extended Kalman filtering for target tracking in wireless sensor networks," *IEEE Signal Processing Letters*, vol. 19, no. 12, pp. 845–848, Dec. 2012.
- [20] S. Liu, E. Masazade, M. Fardad, and P. K. Varshney, "Sparsity-aware field estimation via ordinary kriging," in *Proceedings of IEEE International Conference on Acoustics, Speech, and Signal Processing (ICASSP)*, May 2014, pp. 3948–3952.
- [21] M. P. Vitus, W. Zhang, A. Abate, J. Hu, and C. J. Tomlin, "On efficient sensor scheduling for linear dynamical systems," *Automatica*, vol. 48, no. 10, pp. 2482–2493, 2012.
- [22] S. Liu, S. Kar, M. Fardad, and P. K. Varshney, "On optimal sensor collaboration topologies for linear coherent estimation," in *Proceedings of IEEE International Symposium on Information Theory (ISIT)*, 2014, pp. 2624–2628.
- [23] S. M. Kay, *Fundamentals of Statistical Signal Processing: Estimation Theory*, Prentice Hall, Englewood Cliffs, NJ, 1993.
- [24] M. Yuan and Y. Lin, "Model selection and estimation in regression with grouped variables," *Journal of the Royal Statistical Society: Series B (Statistical Methodology)*, vol. 68, no. 1, pp. 49–67, 2006.
- [25] A. Beck, "Quadratic matrix programming," *SIAM Journal on Optimization*, vol. 17, no. 4, pp. 1224–1238, 2007.
- [26] L. Liu, X. Zhang, and H. Ma, "Dynamic node collaboration for mobile target tracking in wireless camera sensor networks," in *Proceedings of IEEE INFOCOM 2009*, April 2009, pp. 1188–1196.
- [27] F. Lin, M. Fardad, and M. R. Jovanović, "Design of optimal sparse feedback gains via the alternating direction method of multipliers," *IEEE Transactions on Automatic Control*, vol. 58, pp. 2426–2431, 2013.
- [28] S. Liu, M. Fardad, E. Masazade, and P. K. Varshney, "Optimal periodic sensor scheduling in networks of dynamical systems," *IEEE Trans. Signal Process.*, vol. 62, no. 12, pp. 3055–3068, June 2014.
- [29] S. Boyd and L. Vandenberghe, *Convex Optimization*, Cambridge University Press, Cambridge, 2004.
- [30] S. Liu, A. Vempaty, M. Fardad, E. Masazade, and P. K. Varshney, "Energy-aware sensor selection in field reconstruction," *IEEE Signal Processing Letters*, vol. 21, no. 12, pp. 1476–1480, 2014.
- [31] V. Y. Pan and Z. Q. Chen, "The complexity of the matrix eigenproblem," in *Proceedings of the Thirty-first Annual ACM Symposium on Theory of Computing*, 1999, pp. 507–516.
- [32] A. d'Aspremont and S. Boyd, "Relaxations and randomized methods for nonconvex QCQPs," Stanford, CA: Stanford Univ., Autumn 2003 [Online], Available: <http://web.stanford.edu/class/ee392o/relaxations.pdf>.
- [33] A. Nemirovski, "Interior point polynomial time methods in convex programming," 2012 [Online], Available: http://www2.isye.gatech.edu/~nemirovs/Lect_IPM.pdf.
- [34] L. Yuan, J. Liu, and J. Ye, "Efficient methods for overlapping group lasso," *IEEE Transactions on Pattern Analysis and Machine Intelligence*, vol. 35, no. 9, pp. 2104–2116, Sept 2013.
- [35] N. Parikh and S. Boyd, "Proximal algorithms," *Foundations and Trends in Optimization*, vol. 1, no. 3, pp. 123–231, 2013.