

Efficient preparation and detection of microwave dressed-state qubits and qutrits with trapped ions

J. Randall,^{1,2} S. Weidt,¹ E. D. Standing,¹ K. Lake,¹ S. C. Webster,¹
D. F. Murgia,^{1,2} T. Navickas,¹ K. Roth,¹ and W. K. Hensinger^{1,*}

¹*Department of Physics and Astronomy, University of Sussex, Brighton, BN1 9QH, UK*

²*QOLS, Blackett Laboratory, Imperial College London, London, SW7 2BW, UK*

(Dated: December 7, 2024)

We demonstrate a novel method for preparing and detecting all eigenstates of a three-level microwave dressed system with a single trapped ion. The method significantly reduces the experimental complexity of gate operations with dressed-state qubits, as well as allowing all three of the dressed-states to be prepared and detected, thereby providing access to a qutrit that is well protected from magnetic field noise. In addition, we demonstrate individual addressing of the clock transitions in two ions using a strong static magnetic field gradient, showing that our method can be used to prepare and detect microwave dressed-states in a string of ions when performing multi-ion quantum operations with microwave and radio frequency fields. The individual addressability of clock transitions could also allow for the control of pairwise interaction strengths between arbitrary ions in a string using lasers.

PACS numbers: 03.67.Pp, 03.67.Lx, 37.10.Ty, 42.50.Dv

I. INTRODUCTION

Preparation and detection of quantum states is essential for any quantum information processor. Qubits encoded in the hyperfine ground states of trapped ions can be prepared using optical pumping and detected using state-dependent fluorescence, both with high fidelity [1–3]. Instead of encoding the qubit in the bare atomic states, it can be advantageous to instead encode quantum information in the states formed when the ion is dressed by continuously applied microwave or laser fields, known as dressed-states [4–10]. These states are less sensitive to dephasing from magnetic field noise and hence their use can increase the coherence time of the system by several orders of magnitude. However, preparing and detecting dressed-states requires additional manipulation which can lead to decoherence, and therefore it is important for robust and scalable methods to be developed.

One instance in which the use of dressed-states has so far been shown to be beneficial is for performing high-fidelity gates using microwave and radio frequency (RF) fields [4, 5]. One method of performing such gates requires a static magnetic field gradient to be applied to a chain of ions [11]. This produces a coupling between the spin and motional states of the ions, which can be used for multi-qubit gates, as well as allowing for individual addressing of ions in frequency space [12–14]. One drawback, however, is that the scheme requires states with different magnetic moments to be used as qubit states, and therefore the qubits are highly sensitive to magnetic field noise. The particular scheme demonstrated in [4, 5] has shown how microwave dressed-states can protect against such noise. Here, a single $^{171}\text{Yb}^+$ ion was used, for which

two microwave fields dress three atomic states, and RF fields can be used to manipulate a qubit formed of one of these dressed-states and a fourth magnetic field insensitive state. In order to prepare the required dressed-state the amplitudes of the microwave dressing fields are slowly modulated in a Stimulated Raman Adiabatic Passage (STIRAP) process, along with additional microwave pulses [4, 5]. While such a process does allow for the preparation of one of the dressed-states, it does not easily lend itself to preparing all three dressed-states directly and involves the use of magnetic field sensitive transitions, which can limit the achievable fidelity.

In this work, we demonstrate a novel method for preparing and detecting all three of the dressed-states obtained by dressing three bare-states in a single $^{171}\text{Yb}^+$ ion with microwave fields. This ability paves the way for experiments involving qutrits, such as proposed in Refs. [6, 15–18], to be implemented. Furthermore, by utilising a clock transition we eliminate the use of magnetic field sensitive transitions during the preparation and detection sequence, as well as the requirement to modulate the amplitude of the dressing fields. This eases experimental requirements for achieving high preparation and detection fidelities of the dressed system.

The manuscript is arranged in the following way. We begin in section II by reviewing the microwave dressed-state scheme from Refs. [4, 5], which is also used in the following work, and show how it protects against dephasing from magnetic field fluctuations. We then briefly outline the STIRAP preparation and detection method in section III, before introducing our new method and demonstrating that all three dressed-states can be prepared and detected. Finally, in section IV, we show how our method can be integrated into the static magnetic field gradient quantum logic scheme [11] by demonstrating individual addressing of the clock transitions in two ions using a magnetic field gradient.

* w.k.hensinger@sussex.ac.uk

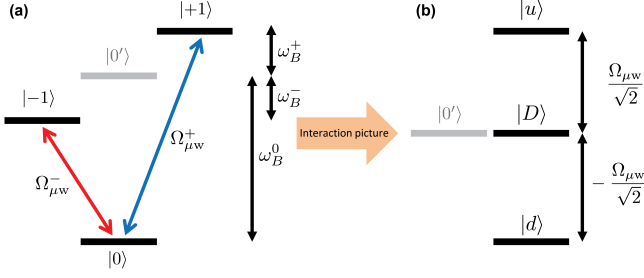


FIG. 1. (a) Energy level diagram of the $2S_{1/2}$ ground state hyperfine manifold of $^{171}\text{Yb}^+$ where the degeneracy of the Zeeman states has been lifted by a static magnetic field. Here the transitions $|0\rangle \leftrightarrow |+1\rangle$ and $|0\rangle \leftrightarrow |-1\rangle$ are coupled with resonant microwave radiation to obtain the three dressed-states $|d\rangle$, $|D\rangle$ and $|u\rangle$. (b) The resultant energy level diagram in the dressed basis when the Rabi frequencies of the dressing fields are set to be equal ($\Omega_{\mu w}^+ = \Omega_{\mu w}^- = \Omega_{\mu w}$). The energy difference between the dressed-states in this case is given by $\pm\Omega_{\mu w}/\sqrt{2}$.

II. MICROWAVE DRESSED-STATES

A dressed-state is an eigenstate of the Hamiltonian which describes an atomic system being driven by resonant electromagnetic fields. In particular, microwave dressed-states can be created in the $2S_{1/2}$ ground state hyperfine manifold of $^{171}\text{Yb}^+$ [4, 5]. This manifold consists of four states, of which $|0\rangle \equiv 2S_{1/2} |F=0\rangle$ and $|0'\rangle \equiv 2S_{1/2} |F=1, m_F=0\rangle$ are insensitive to magnetic fields to first order, while $|+1\rangle \equiv 2S_{1/2} |F=1, m_F=+1\rangle$ and $|-1\rangle \equiv 2S_{1/2} |F=0, m_F=-1\rangle$ are magnetic field sensitive. To make use of the magnetic field gradient scheme in Ref. [11], at least one of the magnetic field sensitive states must be used. The transition frequencies, which correspond to those shown in Fig. 1 (a), can be derived from the Breit-Rabi formula to be [19]

$$\begin{aligned}\omega_B^+ &= \frac{\omega_0}{2} (1 + \chi - \sqrt{1 + \chi^2}) \\ \omega_B^- &= -\frac{\omega_0}{2} (1 - \chi - \sqrt{1 + \chi^2}) \\ \omega_B^0 &= \omega_0 \sqrt{1 + \chi^2},\end{aligned}\quad (1)$$

where $\chi = g_J \mu_B B / \hbar \omega_0$ and we have neglected the contribution from the nuclear spin as the nuclear magneton μ_N is much smaller than the Bohr magneton μ_B . Here $\omega_0/2\pi = 12642812118.5$ Hz [20] is the zero field transition frequency between the $F=0$ and $F=1$ levels, g_J is the electronic g-factor and B is the applied magnetic field.

To create the three-level dressed system, the magnetic field sensitive states $|+1\rangle$ and $|-1\rangle$ are coupled to the magnetic field insensitive state $|0\rangle$ using two resonant microwave fields with Rabi frequencies $\Omega_{\mu w}^+$ and $\Omega_{\mu w}^-$ respectively, as shown in Fig. 1 (a).

Setting $\Omega_{\mu w}^+ = \Omega_{\mu w}^- = \Omega_{\mu w}$, moving to the interaction picture, and performing the rotating wave approximation

(RWA), the Hamiltonian describing this system is given by

$$\hat{H}_{\mu w} = \frac{\hbar \Omega_{\mu w}}{2} \left(|+1\rangle \langle 0| + |-1\rangle \langle 0| + \text{H.c.} \right), \quad (2)$$

where H.c stands for Hermitian conjugate and we have set the phases of the microwave fields to zero. This Hamiltonian has three eigenstates, or dressed-states, given by

$$\begin{aligned}|D\rangle &= \frac{1}{\sqrt{2}} (|+1\rangle - |-1\rangle) \\ |u\rangle &= \frac{1}{2} |+1\rangle + \frac{1}{2} |-1\rangle + \frac{1}{\sqrt{2}} |0\rangle \\ |d\rangle &= \frac{1}{2} |+1\rangle + \frac{1}{2} |-1\rangle - \frac{1}{\sqrt{2}} |0\rangle,\end{aligned}\quad (3)$$

and can then be written in terms of these dressed-states as

$$\hat{H}_{\mu w} = \frac{\hbar \Omega_{\mu w}}{\sqrt{2}} \left(|u\rangle \langle u| - |d\rangle \langle d| \right). \quad (4)$$

The energies of the dressed-states $|u\rangle$ and $|d\rangle$ are separated from the dressed-state $|D\rangle$ by $\hbar \Omega_{\mu w}/\sqrt{2}$ and $-\hbar \Omega_{\mu w}/\sqrt{2}$ respectively. The resultant energy level diagram is shown in Fig. 1 (b).

An important feature of these dressed-states is that they are robust to magnetic field fluctuations. This can be seen by treating the magnetic field fluctuations as a perturbation of the form

$$\hat{H}_p = \hbar \lambda_0(t) \left(|+1\rangle \langle +1| - |-1\rangle \langle -1| \right), \quad (5)$$

where $\lambda_0(t)$ is an arbitrary time dependent function. In the dressed basis, Eq. 5 becomes

$$\hat{H}_p = \frac{\hbar \lambda_0(t)}{\sqrt{2}} \left(|D\rangle \langle u| + |D\rangle \langle d| + \text{H.c.} \right). \quad (6)$$

Magnetic field fluctuations will therefore try to drive population between $|D\rangle$, $|u\rangle$ and $|d\rangle$, but these states are separated by an energy gap of $\Omega_{\mu w}/\sqrt{2}$. Consequently, only magnetic field fluctuations with a frequency at or near $\Omega_{\mu w}/\sqrt{2}$ will cause transitions between the dressed-states. This feature has been used to create an effective clock qubit out of the combination of $|D\rangle$ with the first order magnetic field insensitive bare-state $|0'\rangle$. Such a qubit has been shown to exhibit a significant increase in coherence time compared to magnetic field sensitive bare-state qubits and is a promising approach to microwave based quantum computing [4, 5].

III. PREPARATION AND DETECTION OF THE DRESSED SYSTEM

In order to realise the full potential of the dressed system, a method to prepare and detect all three

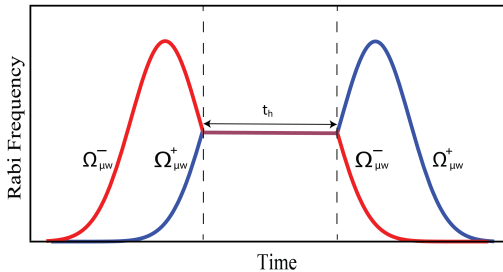


FIG. 2. Illustration of the STIRAP process. The microwave fields are ramped adiabatically in a particular order that transfers population from $|+1\rangle$ to the dressed-state $|D\rangle$. The fields are then held at equal Rabi frequencies for a hold time t_h , during which coherent manipulation in the dressed basis can be performed. Finally, the fields are ramped down, transferring any population in $|D\rangle$ to $|-1\rangle$.

dressed-states has been developed. Before preparing the dressed-states, the ion must first be initialised in a bare atomic state. To this end, the ion is first prepared in $|0\rangle$ with near unit fidelity by applying resonant 369 nm light coupling the $^2S_{1/2} |F=1\rangle \leftrightarrow ^2P_{1/2} |F=1\rangle$ states for approximately 1 μ s. The final state is detected using a state-dependent fluorescence measurement which involves applying 369 nm light resonant with the $^2S_{1/2} |F=1\rangle \leftrightarrow ^2P_{1/2} |F=0\rangle$ cycling transition for approximately 1.5 ms [5]. Scattered photons are then detected on a photomultiplier tube and a threshold is set to discriminate between a bright (fluorescing) and dark (not fluorescing) ion. Ideally the measurement gives a dark result if the ion is in $|0\rangle$, and a bright result if the ion is in any of the states $|-1\rangle$, $|0'\rangle$ or $|+1\rangle$. Any errors in detection are measured and used to extract the state populations in subsequent experiments. Since both the preparation and detection processes operate in the bare-state basis, an appropriate transfer sequence is required in order to prepare and detect the three dressed-states.

Previous works [4, 5] have demonstrated preparing and detecting the dressed-state $|D\rangle$ by adiabatically ramping the amplitudes of the microwave dressing fields in a STIRAP process. Our new method, involving short pulses on the clock transition, reduces the experimental complexity and allows for all three dressed-states to be prepared and detected. We will begin by giving a brief summary of the previously used STIRAP method. We will then outline our new method and demonstrate the efficient preparation and readout of all three dressed-states.

For the STIRAP method for preparing and detecting the dressed-state $|D\rangle$, starting from the initial $|0\rangle$ state we apply a π -pulse to transfer the population to $|+1\rangle$. The amplitudes of the microwave dressing fields are then slowly varied in time with Gaussian pulse shapes. For microwave dressing field Rabi frequencies $\Omega_{\mu w}^+$ and $\Omega_{\mu w}^-$, a STIRAP amplitude profile as shown in Fig. 2 adiabatically transfers population between $|+1\rangle$ and $|-1\rangle$. When the amplitudes of the two fields are equal, population ini-

tialised in state $|+1\rangle$ has been transferred to the dressed-state $|D\rangle$. The dressing fields can then be held constant for a time t_h for further experiments to be performed. The amplitudes are then ramped down to map any population in $|D\rangle$ to the bare-state $|-1\rangle$. To complete the transfer procedure, a microwave π -pulse after the STIRAP pulse sequence transfers population from $|-1\rangle$ to $|0\rangle$. A measurement therefore gives a dark result if the ion was in the dressed-state $|D\rangle$, and a bright result if the ion was in the dressed-states $|u\rangle$ or $|d\rangle$ or the bare-state $|0'\rangle$.

This method does not easily lend itself to preparing and detecting all three dressed-states, which would be essential for the realisation of experiments involving qutrits [6, 15–18] in a system that is well protected from magnetic noise. Furthermore, microwave based experiments often require a static magnetic field gradient, which causes the transition frequencies to vary between ions (see Eq. 1). The result is that each ion requires a pair of microwave dressing fields. Amplitude modulating these fields is possible yet undesirable as it complicates the experimental setup, especially when scaling to a large number of ions. Additionally, with currently achievable Rabi frequencies the preparation process is slow when compared with single π -pulses, and the requirement to prepare and detect a dressed-state via a magnetic field sensitive transition can cause decoherence. It is therefore beneficial to develop a new method which mitigates these limitations.

Our new method for preparing and detecting the dressed-states utilises the clock transition $|0\rangle \leftrightarrow |0'\rangle$. By applying a microwave field resonant with this transition, a π -pulse will transfer population initialised in $|0\rangle$ to $|0'\rangle$, as shown in Fig. 3. Since $|0'\rangle$ is not part of the dressed system, the microwave dressing fields can be turned on instantaneously without affecting the populations.

We now apply a single RF field tuned near to either the $|0'\rangle \leftrightarrow |+1\rangle$ or $|0'\rangle \leftrightarrow |-1\rangle$ transition. In the interaction picture with respect to the atomic Hamiltonian and after making the RWA, the Hamiltonian of the RF field in the bare-state basis is given by

$$\hat{H}_{\text{rf}} = \frac{\hbar\Omega_{\text{rf}}}{2} \left(|+1\rangle \langle 0'| e^{-i\Delta_+ t} + |-1\rangle \langle 0'| e^{i\Delta_- t} + \text{H.c.} \right), \quad (7)$$

where we have set the phase to zero and $\Delta_+ = \omega_{\text{rf}} - \omega_B^+$ ($\Delta_- = \omega_{\text{rf}} - \omega_B^-$) is the detuning of the field from the $|0'\rangle \rightarrow |+1\rangle$ ($|0'\rangle \rightarrow |-1\rangle$) transition. The difference between Δ_+ and Δ_- is fixed by the magnetic field to be $\Delta_+ - \Delta_- = \omega_B^- - \omega_B^+$ and can be calculated using Eq. 1. Eq. 7 can be written in the dressed basis as

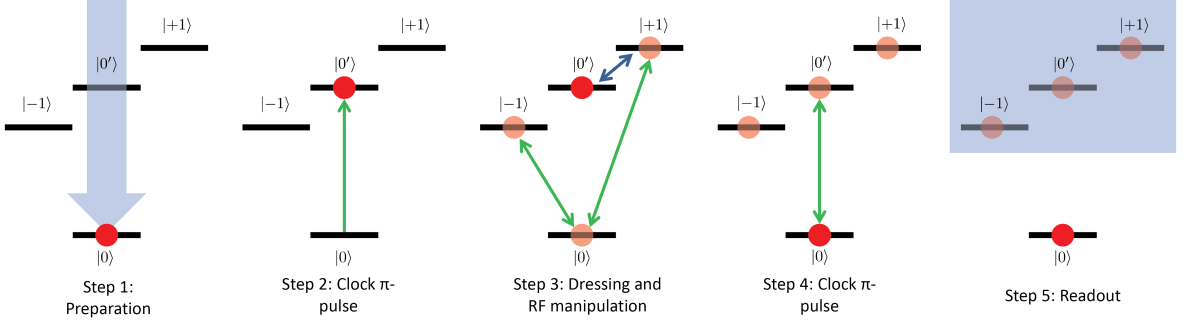


FIG. 3. Diagram illustrating the transfer sequence to prepare and detect the dressed-states via the clock transition. After the ion is prepared in $|0\rangle$ by optical pumping, a π -pulse on the clock transition transfers population to $|0'\rangle$. The dressing fields are then turned on and coherent manipulation in the dressed basis is performed using radio frequency fields (light red circles indicate population in the dressed-states). The dressing fields are then turned off and a second π -pulse on the clock transition transfers population from $|0'\rangle$ to $|0\rangle$. Any population that had been transferred to the dressed-states in step 3 will therefore give a bright result when reading out, while population in $|0'\rangle$ will give a dark result.

$$\begin{aligned} \hat{H}_{\text{rf}} = & \frac{\hbar\Omega_{\text{rf}}}{2\sqrt{2}} \left(|D\rangle \langle 0'| (e^{-i\Delta_+ t} - e^{i\Delta_- t}) + \text{H.c.} \right) \\ & + \frac{\hbar\Omega_{\text{rf}}}{4} \left((|u\rangle + |d\rangle) \langle 0'| (e^{-i\Delta_+ t} + e^{i\Delta_- t}) + \text{H.c.} \right). \end{aligned} \quad (8)$$

We can now transform to the interaction picture with respect to the dressing Hamiltonian (Eq. 4) to get

$$\begin{aligned} \hat{H}'_{\text{rf}} = & \frac{\hbar\Omega_{\text{rf}}}{2\sqrt{2}} \left(|D\rangle \langle 0'| (e^{-i\Delta_+ t} - e^{i\Delta_- t}) + \text{H.c.} \right) \\ & + \frac{\hbar\Omega_{\text{rf}}}{4} \left(|u\rangle \langle 0'| (e^{-i(\Delta_+ - \frac{\Omega_{\mu\text{w}}}{\sqrt{2}})t} + e^{i(\Delta_- + \frac{\Omega_{\mu\text{w}}}{\sqrt{2}})t}) \right. \\ & \left. + |d\rangle \langle 0'| (e^{-i(\Delta_+ + \frac{\Omega_{\mu\text{w}}}{\sqrt{2}})t} + e^{i(\Delta_- - \frac{\Omega_{\mu\text{w}}}{\sqrt{2}})t}) + \text{H.c.} \right). \end{aligned} \quad (9)$$

This Hamiltonian contains six possible transitions from $|0'\rangle$, which can be selected by choosing the appropriate frequency for the RF field. Setting $\Delta_+ = 0$ or $\Delta_- = 0$ results in a transition between $|0'\rangle$ and the dressed-state $|D\rangle$ with Rabi frequency $\Omega_{\text{rf}}/\sqrt{2}$. Similarly, a detuning of $\Delta_+ = \Omega_{\mu\text{w}}/\sqrt{2}$ or $\Delta_- = -\Omega_{\mu\text{w}}/\sqrt{2}$ gives a transition between $|0'\rangle$ and $|u\rangle$ and for $\Delta_+ = -\Omega_{\mu\text{w}}/\sqrt{2}$ or $\Delta_- = \Omega_{\mu\text{w}}/\sqrt{2}$, population is transferred between $|0'\rangle$ and $|d\rangle$, both with Rabi frequency $\Omega_{\text{rf}}/2$. Each of the three dressed-states can therefore be prepared by applying an RF π -pulse resonant with one of these transitions.

To detect if population has been transferred to the desired dressed-state, the dressing fields can be turned off instantaneously. Population in $|0'\rangle$ will be unaffected, and a second microwave π -pulse resonant with the clock transition will swap population between $|0'\rangle$ and $|0\rangle$. Any population that had been transferred to the dressed-states by the RF field will now be in the $\{|-1\rangle, |0'\rangle, |+1\rangle\}$

manifold and will therefore give a bright result upon detection, whereas population that remained in $|0'\rangle$ will now be in $|0\rangle$ and will therefore give a dark result.

To demonstrate our new method we use a single $^{171}\text{Yb}^+$ ion trapped in a linear Paul trap [21] and apply a static magnetic field of approximately 11 Gauss, for which we have measured $\omega_B^+/2\pi = 15.622$ MHz, $\omega_B^-/2\pi = 15.661$ MHz and $|\omega_B^- - \omega_B^+|/2\pi = 39$ kHz. Following preparation in $|0\rangle$ we transfer population to $|0'\rangle$ using a resonant microwave π -pulse. We then instantaneously apply the microwave dressing fields, where $\Omega_{\mu\text{w}}/2\pi = 31$ kHz, followed by manipulation with a single RF field to prepare one of the dressed-states. To read out the final state after manipulation, the dressing fields are turned off and a second π -pulse is applied on the clock transition. Fig. 4 (a) shows the population in $F = 1$ after a frequency scan of a single RF field that has been applied for 800 μs , corresponding to the measured π -time of the $|0'\rangle \leftrightarrow |D\rangle$ transition, using our new method for preparing and detecting. The six peaks correspond to the six transitions in Eq. 9, which indicate transitions to the three dressed-states $|d\rangle$, $|D\rangle$ and $|u\rangle$ via the $|0'\rangle \leftrightarrow |+1\rangle$ or the $|0'\rangle \leftrightarrow |-1\rangle$ transition. The peaks vary in height due to the different Rabi frequencies for the transitions. As an example we set the RF frequency to $\Delta_+ = 0$ to induce Rabi oscillations between $|0'\rangle$ and $|D\rangle$ with Rabi frequency $\Omega_{\text{rf}}/\sqrt{2} = 2\pi \times 0.8$ kHz, as shown in Fig. 4 (b). In this case, the preparation and detection π -pulses were performed in 40 μs .

There are several conditions that have to be fulfilled to ensure that multiple transitions are not driven simultaneously. Firstly, the Rabi frequency of the RF field should satisfy $\Omega_{\text{rf}} \ll (|\omega_B^- - \omega_B^+|, \Omega_{\mu\text{w}})$ so that both Zeeman levels are not driven at the same time and the energy gap to $|u\rangle$ and $|d\rangle$ is not bridged. Secondly, it should be ensured that none of the transitions overlap, for example if $|\omega_B^- - \omega_B^+| \approx \Omega_{\mu\text{w}}/\sqrt{2}$, transitions to $|u\rangle$ and $|D\rangle$ would have the same resonant frequency in both instances. This

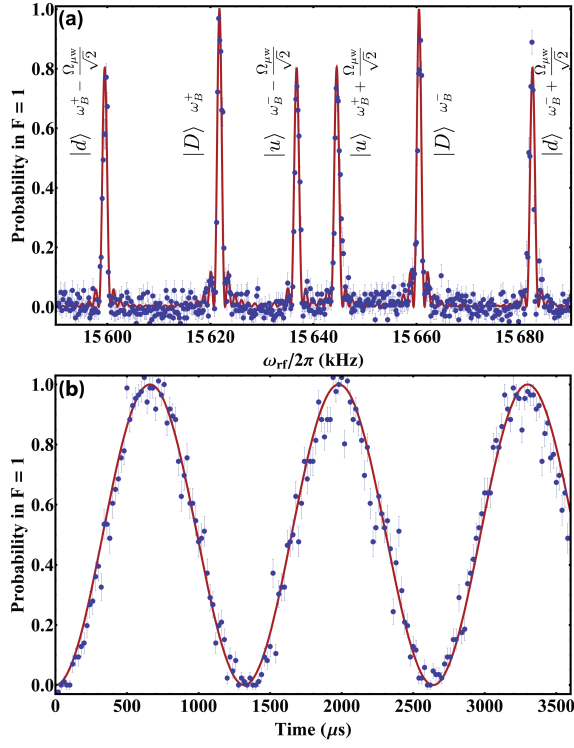


FIG. 4. (a) Population in $F = 1$ after a frequency scan of a single RF field applied for $800 \mu\text{s}$, corresponding to the measured π -time of the $|0'\rangle \leftrightarrow |D\rangle$ transition, after preparing the ion in $|0'\rangle$ and applying the microwave dressing fields. The six peaks correspond to the six transitions in Eq. 9 (labelled in figure). The two sets of transitions are separated by $|\omega_B^- - \omega_B^+| = 2\pi \times 39 \text{ kHz}$, while $|D\rangle$ is separated from $|u\rangle$ and $|d\rangle$ by $\Omega_{\mu\text{w}}/\sqrt{2} = 2\pi \times 22 \text{ kHz}$. (b) Rabi oscillations between $|0'\rangle$ and $|D\rangle$ after preparing in $|0'\rangle$ in $40 \mu\text{s}$ with a microwave π -pulse. The RF Rabi frequency between $|0'\rangle$ and $|D\rangle$ is measured to be $\Omega_{\text{rf}}/\sqrt{2} = 2\pi \times 0.8 \text{ kHz}$.

would prohibit the individual preparation of $|u\rangle$ and $|D\rangle$. In practice, these conditions can be satisfied by ensuring that all six peaks can be clearly resolved in an experiment such as shown in Fig. 4 (a).

With further RF manipulation, the method presented here can lead to the full manipulation and characterisation of a qutrit encoded in the three-level dressed system. Manipulation of the qutrit can be performed using multiple RF pulses on each of the transitions between $|0'\rangle$ and $|d\rangle$, $|D\rangle$, $|u\rangle$. As an example, a π -pulse from $|d\rangle$ to $|0'\rangle$, followed by a $\pi/2$ -pulse on the $|0'\rangle \leftrightarrow |u\rangle$ transition and finally a second π -pulse from $|0'\rangle$ to $|d\rangle$ would effectively perform a $\pi/2$ rotation between $|u\rangle$ and $|d\rangle$. To read out population in one of the three dressed-states, an RF π -pulse can be used to map the population to $|0'\rangle$, after which a clock π -pulse can be used to transfer population to $|0\rangle$, allowing for the state to be detected. Therefore with RF and microwave manipulation and subsequent measurements, an arbitrary qutrit state could be reconstructed using quantum state tomography [22].

IV. INDIVIDUAL ADDRESSING OF A CLOCK TRANSITION

It would be advantageous to combine the preparation and detection method demonstrated in the previous section with a static magnetic field gradient [11] to perform multi-ion quantum operations using microwave dressed-states. To achieve this, the effects of adding a strong magnetic field gradient should be considered. For multiple ions in a magnetic field gradient, transitions between magnetic field sensitive states in different ions are separated in frequency space, allowing for individual addressing of ions in a string [11, 12]. Individual ion addressing with fault tolerant cross-talk values on the order of 10^{-5} has been achieved by C. Piltz et al. [14]. For a large gradient, there is also a significant difference between the clock transition frequencies in different ions due to the second order Zeeman shift, and this difference has to be taken into account when using the clock method to prepare and detect the dressed-states in each ion. By ensuring that the Rabi frequency of the microwave field addressing the clock transition in each ion is much less than the splitting between them, the transitions can be addressed individually. The use of one microwave field per ion while obeying this condition therefore allows for the preparation and detection method to be combined with the static magnetic field gradient scheme. Furthermore, the ability to individually address these transitions would allow ions in a string to be selected for preparation in the dressed basis, while other ions would be unaffected.

For N ions in a trap with axial secular frequency ν , the splitting between clock transitions in ions i and j can be calculated using Eq. 1 to be

$$\Delta\omega_{B,ij}^0 = |\omega_B^0(B_i) - \omega_B^0(B_i + d_{ij}\partial_z B)|, \quad (10)$$

where B_i is the magnetic field at ion i , $d_{ij} \propto 1/\nu^{2/3}$ is the distance between ions i and j and $\partial_z B$ is the axial magnetic field gradient, which is assumed to be equal for both ions.

We have designed and built an experiment that combines a linear Paul trap with four Samarium Cobalt permanent magnets, resulting in an axial magnetic field gradient of $\partial_z B = 23.6(1) \text{ T/m}$ at the position of the ion string [23]. With this gradient, an offset magnetic field of $B_1 \approx 9 \text{ Gauss}$ and an axial secular frequency of $\nu = 2\pi \times 268 \text{ kHz}$, we find a frequency separation between the clock transitions in two ions of $\Delta\omega_{B,ij}^0/2\pi = 12.8 \text{ kHz}$. Fig. 5 shows the population in $F = 1$ after a frequency scan over the $|0\rangle \leftrightarrow |0'\rangle$ transition for two ions using a single microwave field. To ensure that there is minimal cross-talk between the transitions, the Rabi frequency for this transition, Ω_{clock} , satisfied the condition $\Omega_{\text{clock}} \ll |\omega_B^- - \omega_B^+|$. In this case the π -pulse time was set to $550 \mu\text{s}$, resulting in a cross-talk value of $\Omega_{\text{clock}}^2/|\omega_B^- - \omega_B^+|^2 \approx 5.0 \times 10^{-3}$, which indicates the fractional excitation of one transition when resonantly driving another that is separated in frequency [14]. The

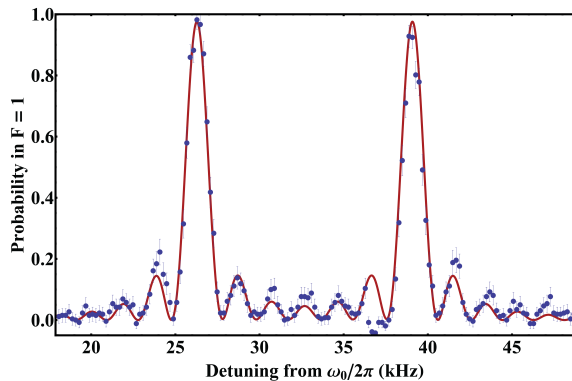


FIG. 5. Population in $F = 1$ after a frequency scan over the $|0\rangle \leftrightarrow |0'\rangle$ clock transition in two ions using a single microwave field with $\Omega_{\text{clock}}/2\pi = 0.9$ kHz. The two peaks are separated by $\Delta\omega_B^0/2\pi = 12.8$ kHz due to the second order Zeeman effect.

reduction in speed compared to the single ion case is not a significant problem as the π -pulse time is still much shorter than the coherence time for this transition, which exceeds 1 s [20]. To further reduce the π -pulse time and the cross-talk, the magnetic field offset (B_1) could be increased, the secular frequency could be lowered or the magnetic field gradient could be increased, as can be inferred from Eq. 10.

Individual addressability of clock transitions could also be useful in laser-based schemes as an alternative to tightly focussed laser beams for individual qubit addressing [24]. For example, with two global counter-propagating Raman beams equally illuminating an ion string in a strong magnetic field gradient, entanglement gates between non-nearest-neighbouring ions could be performed using clock qubits [25]. Making use of the individually tunable interaction strength between pairs of ions, this could also provide a new method for the realisation of quantum simulations of spin models on an arbitrary lattice [26].

V. CONCLUSION

We have developed and implemented a new method for preparing and detecting all three states of a three-level

dressed system. This method greatly simplifies the experimental setup compared to previous methods, which could lead to higher dressed-state preparation and detection fidelities and help to implement high-fidelity multi-ion entanglement gates with dressed-state qubits. Furthermore, our method allows all three of the dressed-states to be prepared and detected, providing access to a qutrit which is well protected from magnetic field noise. This system would be ideal for the implementation of experiments involving qutrits such as discussed in Refs. [6, 15–18]. We have shown that our method can be combined with a static magnetic field gradient by individually addressing the clock transitions in two ions, and therefore demonstrating that multiple ions in a string can be prepared and detected in the dressed basis with little cross-talk. This opens up the possibility of implementing high fidelity multi-ion quantum computation and simulation with two and three-level systems using microwaves. Furthermore, the ability to individually address clock qubits would allow the individual control of pairwise interaction strengths between arbitrary ions in a string using lasers.

VI. ACKNOWLEDGEMENTS

This work is supported by the U.K. Engineering and Physical Sciences Research Council (EP/E011136/1, EP/G007276/1), the European Commissions Seventh Framework Programme (FP7/2007-2013) under Grant Agreement No. 270843 (iQIT), the Army Research Laboratory under Cooperative Agreement No. W911NF-12-2-0072 and the University of Sussex. The views and conclusions contained in this document are those of the authors and should not be interpreted as representing the official policies, either expressed or implied, of the Army Research Laboratory or the U.S. Government. The U.S. Government is authorized to reproduce and distribute reprints for Government purposes notwithstanding any copyright notation herein.

[1] R. Noek, G. Vrijsen, D. Gaultney, E. Mount, T. Kim, P. Maunz, and J. Kim, *Opt. Lett.* **38**, 4735 (2013).
[2] A. H. Burrell, D. J. Szwer, S. C. Webster, and D. M. Lucas, *Phys. Rev. A* **81**, 040302 (2010).
[3] T. P. Harty, D. T. C. Allcock, C. J. Ballance, L. Guidoni, H. A. Janacek, N. M. Linke, D. N. Stacey, and D. M. Lucas, *arXiv:1403.1524* (2014).

[4] N. Timoney, I. Baumgart, M. Johanning, A. F. Varon, M. B. Plenio, A. Retzker, and C. Wunderlich, *Nature* **476**, 185 (2011).
[5] S. C. Webster, S. Weidt, K. Lake, J. J. McLoughlin, and W. K. Hensinger, *Phys. Rev. Lett.* **111**, 140501 (2013).
[6] I. Cohen and A. Retzker, *Phys. Rev. Lett.* **112**, 040503 (2014).

- [7] A. Bermudez, P. O. Schmidt, M. B. Plenio, and A. Retzker, *Phys. Rev. A* **85**, 040302 (2012).
- [8] T. R. Tan, J. P. Gaebler, R. Bowler, Y. Lin, J. D. Jost, D. Leibfried, and D. J. Wineland, *Phys. Rev. Lett.* **110**, 263002 (2013).
- [9] N. Navon, S. Kotler, N. Akerman, Y. Glickman, I. Almog, and R. Ozeri, *Phys. Rev. Lett.* **111**, 073001 (2013).
- [10] P. Rabl, P. Cappellaro, M. V. G. Dutt, L. Jiang, J. R. Maze, and M. D. Lukin, *Phys. Rev. B* **79**, 041302 (2009).
- [11] F. Mintert and C. Wunderlich, *Phys. Rev. Lett.* **87**, 257904 (2001).
- [12] M. Johanning, A. Braun, N. Timoney, V. Elman, W. Neuhauser, and C. Wunderlich, *Phys. Rev. Lett.* **102**, 073004 (2009).
- [13] A. Khromova, C. Piltz, B. Scharfenberger, T. F. Gloger, M. Johanning, A. F. Varón, and C. Wunderlich, *Phys. Rev. Lett.* **108**, 220502 (2012).
- [14] C. Piltz, T. Sriarunothai, A. F. Varón, and C. Wunderlich, *Nat. Commun* **5**, 4679 (2014).
- [15] A. B. Klimov, R. Guzmán, J. C. Retamal, and C. Saavedra, *Phys. Rev. A* **67**, 062313 (2003).
- [16] T. C. Ralph, K. J. Resch, and A. Gilchrist, *Phys. Rev. A* **75**, 022313 (2007).
- [17] D. Collins, N. Gisin, N. Linden, S. Massar, and S. Popescu, *Phys. Rev. Lett.* **88**, 040404 (2002).
- [18] D. Kaszlikowski, L. C. Kwek, J.-L. Chen, M. Żukowski, and C. H. Oh, *Phys. Rev. A* **65**, 032118 (2002).
- [19] G. Breit and I. I. Rabi, *Phys. Rev.* **38**, 2082 (1931).
- [20] S. Olmschenk, K. C. Younge, D. L. Moehring, D. N. Matsukevich, P. Maunz, and C. Monroe, *Phys. Rev. A* **76**, 052314 (2007).
- [21] J. J. McLoughlin, A. H. Nizamani, J. D. Sivers, R. C. Sterling, M. D. Hughes, B. Lekitsch, B. Stein, S. Weidt, and W. K. Hensinger, *Phys. Rev. A* **83**, 013406 (2011).
- [22] D. F. V. James, P. G. Kwiat, W. J. Munro, and A. G. White, *Phys. Rev. A* **64**, 052312 (2001).
- [23] K. Lake, S. Weidt, J. Randall, E. Standing, S. C. Webster, and W. K. Hensinger, *In preparation* (2014).
- [24] H. C. Nägerl, D. Leibfried, H. Rohde, G. Thalhammer, J. Eschner, F. Schmidt-Kaler, and R. Blatt, *Phys. Rev. A* **60**, 145 (1999).
- [25] P. C. Haljan, P. J. Lee, K.-A. Brickman, M. Acton, L. Deslauriers, and C. Monroe, *Phys. Rev. A* **72**, 062316 (2005).
- [26] S. Korenblit, D. Kafri, W. C. Campbell, R. Islam, E. E. Edwards, Z.-X. Gong, G.-D. Lin, L.-M. Duan, J. Kim, K. Kim, and C. Monroe, *New Journal of Physics* **14**, 095024 (2012).