

Revisiting the sensitivity studies for leptonic CP violation and mass hierarchy with T2K, NO ν A and LBNE experiments

K. N. Deepthi, Soumya C., R. Mohanta

School of Physics, University of Hyderabad, Hyderabad - 500046, India

Abstract

Precision measurement of the neutrino mixing parameters and the determination of mass hierarchy are the primary goals of the present and upcoming neutrino experiments. In this work, we study the sensitivity of T2K, NO ν A and LBNE experiments to discover leptonic CP violation and the determination of neutrino mass hierarchy. We obtain the correlation between the CP violating phase δ_{CP} and the mixing angles θ_{13} , θ_{23} and the sensitivity to determine the octant of atmospheric mixing angle θ_{23} . The entire analysis is done for a total 10 years ($5\nu + 5\bar{\nu}$) of running of T2K, NO ν A and LBNE experiments. Furthermore, we also consider the impact of cross section uncertainties on the CP violation sensitivity of LBNE experiment.

PACS numbers: 14.60.Pq, 14.60.Lm

I. INTRODUCTION

The experimental endeavour in the past decades has firmly established the phenomenon of neutrino oscillations, i.e., the composition of neutrino flavors change as they propagate. In the three neutrino framework, the three flavour eigenstates (ν_e, ν_μ, ν_τ) mix via the unitary lepton mixing matrix U_{PMNS} [1–3], analogue of the CKM matrix V_{CKM} that governs the mixing in the quark sector. This PMNS matrix can be parameterized in terms of three mixing angles (θ_{12}, θ_{13} and θ_{23}), which have all been measured experimentally and a CP-violating phase δ_{CP} which is unknown. The probability for flavor oscillation also depends on the differences in the squared masses of the neutrinos, i.e., Δm_{21}^2 and Δm_{31}^2 , where $\Delta m_{ij}^2 = m_i^2 - m_j^2$.

The neutrino oscillation data accumulated over many years allows us to determine the solar and atmospheric neutrino oscillation parameters with very high precision. The mixing angles θ_{12} and θ_{23} as well as the mass square differences have been well constrained by various neutrino experiments. Recently, the reactor mixing angle θ_{13} has been measured precisely [4–7] with a moderately large value. This provides a significant achievement in establishing the picture of three-flavor neutrino oscillations. The global analysis of the recent results of various neutrino oscillation experiments has been performed by several groups [8–11]. We have considered best-fit values and the 3σ ranges of the oscillation parameters from Ref. [11] through out in our simulations.

There are however, still many open questions to be answered. These include : i.) The value of the CP violating phase δ_{CP} is not yet constrained by any experiment. ii.) We still do not know the exact nature of neutrino mass hierarchy, i.e., whether the neutrino mass ordering is normal or inverted in nature. iii.) The possibility of observing CP violation in the neutrino sector due to the presence of the Dirac type CP violating phase in the neutrino mixing matrix. iv.) Another interesting and crucial development in recent times is the indication of non-maximal atmospheric mixing angle by the MINOS [12] and T2K [13] experiments. The global analyses of all the available neutrino oscillation data [8–11] also prefer the deviation of θ_{23} value from maximal mixing i.e., $\sin^2 \theta_{23} \neq 0.5$. Thus, for non-maximal value of θ_{23} , one can have two possible solutions, one with $\theta_{23} < 45^\circ$ for which $(\sin^2 \theta_{23} - 0.5)$ is negative and the other with $\theta_{23} > 45^\circ$ for which $(\sin^2 \theta_{23} - 0.5)$ is positive. The former case is known as lower octant (LO) whereas the later one is known as higher

octant (HO) solution. This corresponds to the problem of octant degeneracy of θ_{23} . In this paper we would like to study the sensitivity of the current and future long baseline experiments i.e., T2K, NO ν A and LBNE in addressing some of these issues. Although some of these aspects have been studied in detail recently by various authors [14–23], in this paper we have attempted to do a complete analysis of all these issues in the context of the current generation and upcoming long baseline super-beam experiments. Another important difference is that in most of the previous analyses the LBNE flux files used are either atmospheric or NO ν A (which is an off-axis experiment) flux files whereas we have considered the on-axis NuMI beam flux files for LBNE from [24]. In Ref. [19], the authors have studied the sensitivities to mass hierarchy, octant of θ_{23} and CP violation for LBNE. They have also included the data from T2K (5+0), NO ν A (3+3) and also from atmospheric neutrinos. The difference between their work and ours are: (i) we have not taken into account the effect atmospheric neutrinos (ii) we have considered 10 years of data for NO ν A and T2K in the combinations (5+5) assuming that by the time LBNE will start data taking both NO ν A and T2K would have completed 10 years of run (iii) we have also studied various correlations between δ_{CP} and θ_{23}/θ_{13} , which will help us to constrain the value of δ_{CP} . Furthermore, as discussed in Ref. [25], the uncertainties in cross-sections play a crucial role in the determination of CP violation sensitivities of various long baseline super-beam experiments. Without considering any specific theoretical model, the errors on cross-sections are expected to be in the range of (20-50)%. In this paper, we have studied the impact of these cross-section uncertainties on the CP violation sensitivity of LBNE experiment.

The paper is organized as follows. In Section 2, we discuss the δ_{CP} dependence of neutrino oscillation probabilities and also show how it is correlated with the octant of θ_{23} and neutrino mass ordering. The experimental details of the long-baseline experiments (NO ν A, T2K and LBNE) are briefly discussed in Section 3. The CP violation sensitivity and the determination of mass hierarchy are outlined in sections 4 and 5. Section 6 contains the results on octant sensitivity determination of these experiments. The correlations between the CP violating phase δ_{CP} and the mixing angles θ_{12} and θ_{23} are presented in Section 7. Section 8 contains the summary and conclusion.

II. EFFECT OF MASS HIERARCHY AND θ_{23} OCTANT ON δ_{CP} SENSITIVITY

The three-flavor neutrino oscillation effects can be systematically demonstrated by considering oscillation channels $\nu_\mu \rightarrow \nu_e$ and $\bar{\nu}_\mu \rightarrow \bar{\nu}_e$. The detailed study of these channels at the long-baseline experiments is capable of addressing almost all the four major issues discussed in the previous section. In particular, appearance channel, i.e., $\nu_\mu \rightarrow \nu_e$ is very sensitive to explore the CP violation effect in neutrino oscillation experiments which can be understood as follows. In matter of constant density, the appearance probability $P_{\mu e}$, which depends on δ_{CP} in its sub-leading term can be expressed as [26–28]

$$P_{\mu e} \simeq \sin^2 \theta_{23} \sin^2 2\theta_{13} \frac{\sin^2[(1 - \hat{A})\Delta]}{(1 - \hat{A})^2} + \alpha \sin 2\theta_{13} \sin 2\theta_{12} \sin 2\theta_{23} \cos \theta_{13} \cos(\Delta + \delta_{CP}) \frac{\sin(\hat{A}\Delta)}{\hat{A}} \frac{\sin[(1 - \hat{A})\Delta]}{1 - \hat{A}}, \quad (1)$$

where $\alpha = \Delta m_{21}^2 / \Delta m_{31}^2$, $\Delta \equiv \Delta m_{31}^2 L / 4E$, $\hat{A} = 2\sqrt{2}G_F N_e E / \Delta m_{31}^2$. All six parameters governing neutrino oscillations (θ_{12} , θ_{23} , θ_{13} , Δm_{21}^2 , Δm_{31}^2 and δ_{CP}) appear in this equation. It should be noted that the parameters α , Δ and \hat{A} are sensitive to the neutrino mass ordering i.e., to the sign of Δm_{31}^2 . Furthermore, the sign of \hat{A} changes with the sign of Δm_{31}^2 , which implies that the matter effect can be used to determine the mass hierarchy. Also \hat{A} changes sign while going from neutrino to antineutrino mode, which indicates that it can mimic CP violation and hence complicates the extraction of δ_{CP} by comparing the data from neutrino and antineutrino modes. Thus, for large θ_{13} from the dominant first term of Eq. (1), one can determine $\sin^2 \theta_{23}$ or in other words the octant of θ_{23} . Secondly, as this term contains large matter effect, the nature of mass ordering can also be extracted from it. The second sub-dominant term is sensitive for the determination of CP violation as it contains both $\sin \delta_{CP}$ and $\cos \delta_{CP}$ terms. As discussed in detail in Ref. [16], the following points can be inferred from Eq. (1).

- The CP violation phase δ_{CP} appears in combination with the atmospheric mass-squared difference as $\cos(\Delta + \delta_{CP})$ and hence, it suffers from the hierarchy- δ_{CP} degeneracy [22]. This in turn limits the CP violation sensitivity which can be clearly understood from Fig.-1, where we have plotted the $P_{\mu e}$ energy spectrum for LBNE experiment which has baseline of 1300 km. In our analysis, we have used the atmospheric oscillation parameters Δm_{atm}^2 and $\theta_{\mu\mu}$ extracted from the muon neutrino survival probability. For the muon neutrino disappearance

experiment such as MINOS [29], T2K [30] and NO ν A the survival probability is given by

$$P_{\mu\mu} = 1 - \sin^2 \theta_{\mu\mu} \sin^2 \left(\frac{\Delta m_{atm}^2 L}{4E} \right) + \mathcal{O}(\Delta m_{21}^2) . \quad (2)$$

The relation between the atmospheric parameters measured and the standard three flavour oscillation parameters are given as [31–33]

$$\sin \theta_{23} = \frac{\sin \theta_{\mu\mu}}{\cos \theta_{13}} \quad (3)$$

$$\Delta m_{31}^2 = \Delta m_{atm}^2 + \Delta m_{21}^2 (\cos^2 \theta_{12} - \cos \delta_{CP} \sin \theta_{13} \sin 2\theta_{12} \tan \theta_{23}) \quad (4)$$

where Δm_{atm}^2 is taken to be positive (negative) for Normal Hierarchy (Inverted Hierarchy). These relations become significant in the light of the recently measured moderately large value of θ_{13} . Therefore, in order to avoid the erroneous results for the sensitivity studies, we use these corrected atmospheric parameters in our analysis.

We consider the true curves of $\delta_{CP} = \pm 90^\circ$ and true hierarchy to be normal for both the panels. The test values for $\delta_{CP} = 0$ and 180° and test NH is shown in left panel and the same for test hierarchy as inverted is shown on the right panel. Thus, the left panel represents the separation between the CP conserving test ($\delta_{CP}^{test} = 0, \pi$) and maximally CP violation true ($\delta_{CP}^{true} = -\pi/2$ or $\pi/2$) when the hierarchy is known while the right panel represents the same when the hierarchy is unknown. Hence, one can see that the separation between the true cases i.e., (NH, $\delta_{CP} = \pm\pi/2$) from the corresponding test CP conserving cases (NH/IH, $\delta_{CP}=0$ or π) is hierarchy dependent, which will effectively introduce hindrance in the CP sensitivity measurements.

- The probability for neutrinos $P_{\mu e}$ is higher for NH than for IH due to matter effects as seen from the first term in Eq. (1).

- The second term of Eq. (1), which is sensitive to δ_{CP} gives rise to intrinsic octant degeneracy [34], as it comes with $\sin 2\theta_{23}$ term, i.e., $P_{\mu e}(\theta_{23}) = P_{\mu e}(\pi/2 - \theta_{23})$. Furthermore, it has been shown in Refs. [35, 36] that the probability function for different values of θ_{13} and δ_{CP} may satisfy the relation $P_{\mu e}(\theta_{23}^{true}, \theta_{13}, \delta_{CP}) = P(\theta_{23}^{wrong}, \theta'_{13}, \delta'_{CP})$ inducing the overall eight-fold degeneracy. This implies that there could be some probability that the test values of θ_{23} occurring anywhere in the ‘wrong’ octant may give the same probability. The effect of octant degeneracy in distinguishing between the CP conserving ($\delta_{CP} = 0$ or π) and maximally CP violating cases ($\delta_{CP} = \pm\pi/2$) for $P_{\mu e}$ are depicted in Fig.-2, where the

upper panel is for neutrinos and lower one for anti-neutrinos. The shaded bands correspond to the true value of θ_{23} in the lower octant (LO). The figure on the top left panel shows that for the true LO and true $\delta_{CP} = -\pi/2$, the true case can't be distinguished whereas for the plot in the right panel for $\delta_{CP} = \pi/2$, there exists a clear distinction. For anti-neutrinos the behavior of $\delta_{CP} = -\pi/2$ and $\delta_{CP} = \pi/2$ is opposite. This fact implies that the combination ν 's and $\bar{\nu}$'s would be well suited for the removal of octant- δ_{CP} degeneracy. Furthermore, recently it has been pointed out in Ref. [37] that, the CP violating phase δ_{CP} and the mixing angle θ_{23} can be measured precisely in an environment where there are strong correlations between them. This can be achieved by paying special attention to the appearance and the disappearance channels in long-baseline neutrino oscillation experiments.

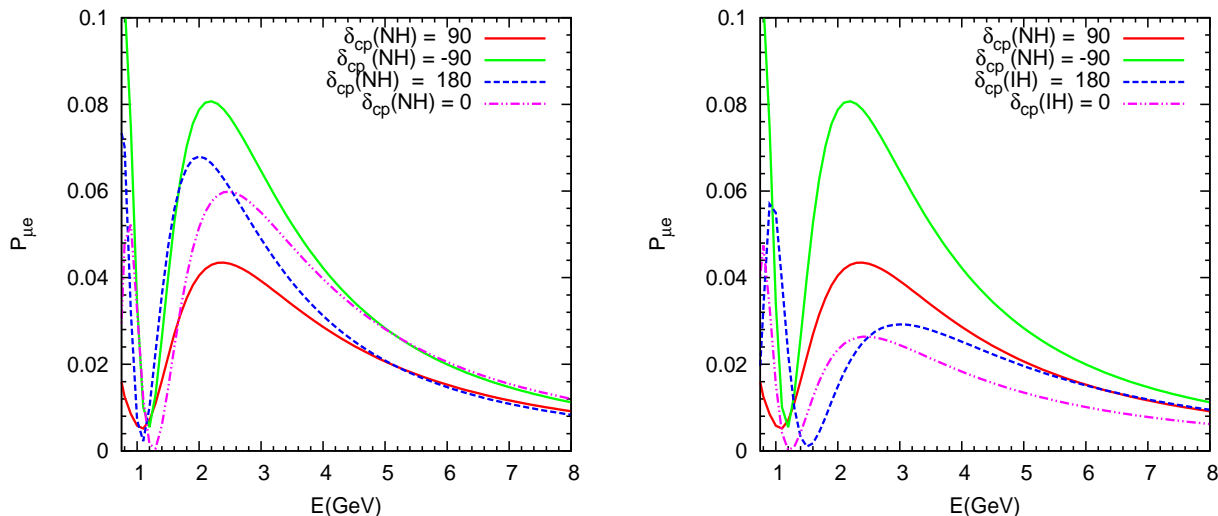


FIG. 1: The energy spectrum $P_{\mu e}$ for true $\delta_{CP} = \pm 90^\circ$ and true hierarchy as NH (both panels), test $\delta_{CP} = 0$ and 180° for NH (left panel) and IH (right panel). Here we have used $\sin^2 \theta_{23} = 0.41$, $\sin^2 2\theta_{13} = 0.1$ and baseline $L = 1300$ km for LBNE experiment.

Gathering information about these observational facts, we would now proceed to study the sensitivities of various observables in the current and upcoming long-baseline experiments e.g., NO ν A, T2K and LBNE.

III. EXPERIMENTAL SPECIFICATIONS FOR THE SIMULATION STUDIES

To determine the sensitivity of various observables in the currently running and upcoming long-baseline experiments, the simulation is done using the GLoBES package [38, 39]. First

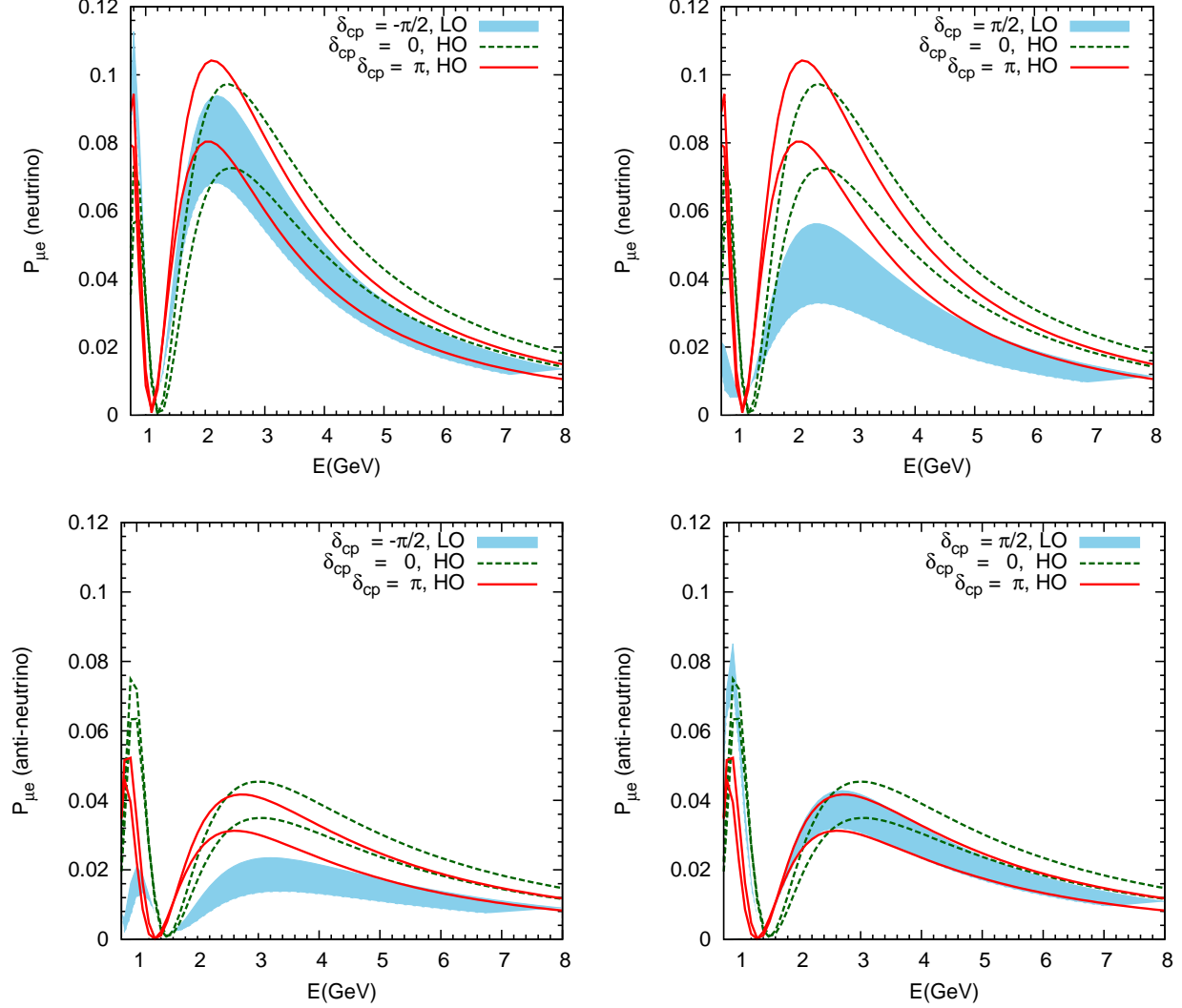


FIG. 2: $P_{\mu E}$ energy spectrum for LBNE, which demonstrates the octant- δ_{CP} degeneracy. The upper panels (lower panels) are for ν ($\bar{\nu}$).

we briefly describe the procedure that we have adopted for obtaining the numerical results. We calculate $\Delta\chi^2$ using the default definition in GLoBES. We then minimize the $\Delta\chi^2$ to compute the sensitivities on various parameters. The following are the experimental specifications for T2K, NO ν A and LBNE setups that have been used in our analysis.

T2K: In the T2K experiment, a ν_μ beam from J-PARK is directed towards Super-Kamiokande detector which is 22.5 kt (Water Cerenkov detector), 295 km away. It uses a 0.77 MW beam planned to run effectively for 5(ν) + 0($\bar{\nu}$) or 3(ν) + 2($\bar{\nu}$) years. The initial plan of T2K experiment was to run for five years with 10^{21} proton on target per year. In this paper we consider the option of T2K running for 5(ν) + 5($\bar{\nu}$) years and incorporate those

results with NO ν A and LBNE 10 years of run. The details of T2K experiment can be found from [41]. We have considered the input files for T2K from GLoBES package alongwith the inputs from [40–42].

NO ν A: NO ν A is a 14 kt totally active scintillator detector (TASD) located at Ash River, a distance of 810 km from Fermilab [43, 44]. The beam power is assumed to be 0.7 MW NuMI beam with 6.0×10^{20} pot/year. This experiment is scheduled to have three years in neutrino mode first and after that three years run in anti-neutrino mode. However, in our analysis we consider the running for $5(\nu) + 5(\bar{\nu})$ years by 2024.

The following are the signal and background efficiencies considered in our simulation:

Signal efficiency : 45% for ν_e and $\bar{\nu}_e$ signal; 100% ν_μ CC and $\bar{\nu}_\mu$ CC.

Background efficiency :

- a) Mis-ID muons acceptance : 0.83% ν_μ CC, 0.22% $\bar{\nu}_\mu$ CC;
- b) NC background acceptance : 2% (3%) $\nu_\mu(\bar{\nu}_\mu)$ NC;
- c) Intrinsic beam contamination : 26% (18%) $\nu_e(\bar{\nu}_e)$.

We consider 5% uncertainty on signal normalization and 10% on background normalization.

The migration matrices for NC background smearing are taken from [45].

LBNE: For LBNE, we consider 35 kt LAr detector at 1300 km baseline length [46]. The neutrino beam (0.5 - 8 GeV) is obtained from a proton beam of 700 KW beam power and 120 GeV beam energy resulting in 6×10^{20} protons on target (POT) per year. We consider 5 years of data taken by detector in ν beam mode and 5 years in $\bar{\nu}$ beam mode. The GLoBES files and the detector parameter assumptions are taken from [47]. We consider 5% uncertainty on signal normalization and 10% on background normalization. Furthermore, we have not considered the effect of near detector (ND) in our analysis. As discussed in Ref. [19], the presence of ND will reduce the systematic uncertainties of ν_e signal (background) from 5% (10%) to 1% (1%) and this in turn will enhance the various sensitivities a bit more.

Our primary objective is to perform the sensitivity studies with LBNE setup. However, by the time LBNE will start data taking, which is expected to be around 2022, both T2K and NO ν A would have completed their scheduled run period. However, if they continue data taking beyond their planned run periods, it is interesting to study what would be the additional information that we can achieve by combining the data from different experiments. Therefore, we would incorporate the T2K and NO ν A data to the LBNE data set to perform the simulation. For all the three experiments we consider two cases of runs in neutrino and

anti-neutrino modes: i) 5 yrs in neutrino mode and 5 yrs in anti-neutrino mode.

IV. CP VIOLATION SENSITIVITY WITH T2K, NO ν A AND LBNE

The determination of the CP violating phase δ_{CP} is one of the most challenging problems in neutrino physics today. Since δ_{CP} is associated with the mixing angle θ_{13} in the PMNS matrix, the recent measurement of a non-zero and moderately large value of this angle by reactor and accelerator experiments is expected to be conducive for the measurement of δ_{CP} . Since θ_{13} is found to be moderately large it is possible for NO ν A and T2K to provide some hint on δ_{CP} . In this section, we discuss the detection of CP violation, i.e., the ability of an experiment to exclude the cases $\delta_{CP} = 0$ or 180°

The sensitivity of the experiment to observe CP violation is evaluated at a given value of δ_{CP} by minimizing the χ^2 at the fixed test values of 0 and π . Thus, we determine two quantities:

$$\begin{aligned}\Delta\chi_0^2 &= \chi^2(\delta_{CP} = 0) - \chi_{true}^2 \\ \Delta\chi_\pi^2 &= \chi^2(\delta_{CP} = \pi) - \chi_{true}^2\end{aligned}\tag{5}$$

and then take

$$\Delta\chi^2 = \min(\Delta\chi_0^2, \Delta\chi_\pi^2)\tag{6}$$

The significance of CP violation is obtained by using $\sigma = \sqrt{\Delta\chi^2}$. The true values for different oscillation parameters considered in this analysis are:

$$\begin{aligned}\sin^2 \theta_{12} &= 0.32, & \sin^2 2\theta_{13} &= 0.1, & \sin^2 \theta_{23} &= 0.5, & \delta_{CP} &= [-\pi : \pi], \\ \Delta m_{21}^2 &= 7.6 \times 10^{-5} \text{ eV}^2, & \Delta m_{atm}^2 &= \pm 2.4 \times 10^{-3} \text{ eV}^2 \text{ for NH/IH}.\end{aligned}\tag{7}$$

Furthermore, we have done marginalization over both the hierarchies, $\sin^2 \theta_{23}$, $\sin^2 2\theta_{13}$, within the following ranges: $|\Delta m_{atm}^2| \in [2.05 : 2.75] \times 10^{-3} \text{ eV}^2$, $\sin^2 \theta_{23} \in [0.32, 0.68]$, $\sin^2 2\theta_{13} \in [0.07 : 0.13]$. We also added prior for $\sin^2 2\theta_{13}$ with $\sigma(\sin^2 2\theta_{13}) = 0.01$. We present our results as a function of δ_{CP} in Fig.-3. The 3σ (5σ) line corresponds to $\Delta\chi^2 = 9$ (25) (this correspondence is for 1 degree of freedom), which indicates 99.73% (99.99%) probability of determining the CP violation. One can notice from the figure that NO ν A and T2K suffer from the hierarchy- δ_{CP} degeneracy, because of which their CP detection potential is compromised for unfavorable values of δ_{CP} . This degeneracy can be lifted by

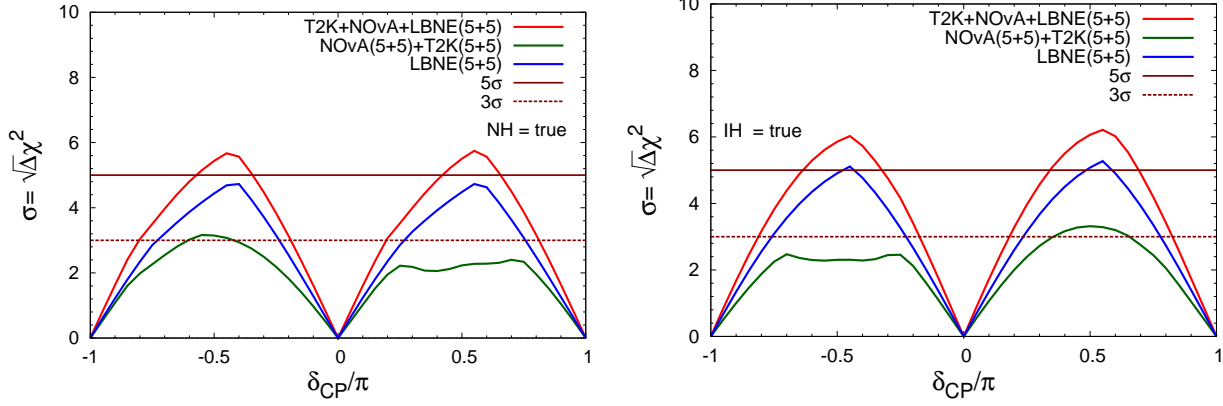


FIG. 3: Plots for CP Violation sensitivity. Normal hierarchy (Inverted hierarchy) is considered as true hierarchy for a running of (5+5) yrs of T2K, NO ν A, LBNE in $\nu + \bar{\nu}$ mode in the left (right) panel.

including information from LBNE, which excludes the wrong hierarchy solution. From the Fig. 3, we can see that for both T2K and NO ν A experiments the significance to determine leptonic CP violation phase is almost below 3σ for 5+5 years of run time. The CP violation sensitivity for LBNE experiment is above 3σ for nearly 40% of the δ_{CP} space. Once we combine all the three experiments T2K+NO ν A+LBNE, we can see that almost for about 50% true values of δ_{CP} we can measure the leptonic CP violation phase with 3σ confidence.

To understand the role of the cross-section uncertainties in the determination of CP violation for LBNE experiment we consider two optimistic sets of errors of 10% and 20% on the individual cross-sections of ν_{μ} and ν_e in our analysis. The bands on the top panel of Fig. 4 represent the effect due to 10% uncertainty on the individual cross-sections, whereas the plots in the bottom panel show the 20% cross-section uncertainty effects. Thus, as seen from these figures the CP violation sensitivity affected significantly by the cross-section uncertainties. Furthermore, it should also be noted that the region close to maximal CP violation, (i.e., $\delta_{CP} = \pi/2$) affected much due to these uncertainties. Also, as generally anticipated, there is an enhancement in these uncertainties with the increase in detector volume as the possibility of occurring neutrino-nucleus interaction will be more and hence the uncertainty will be more.

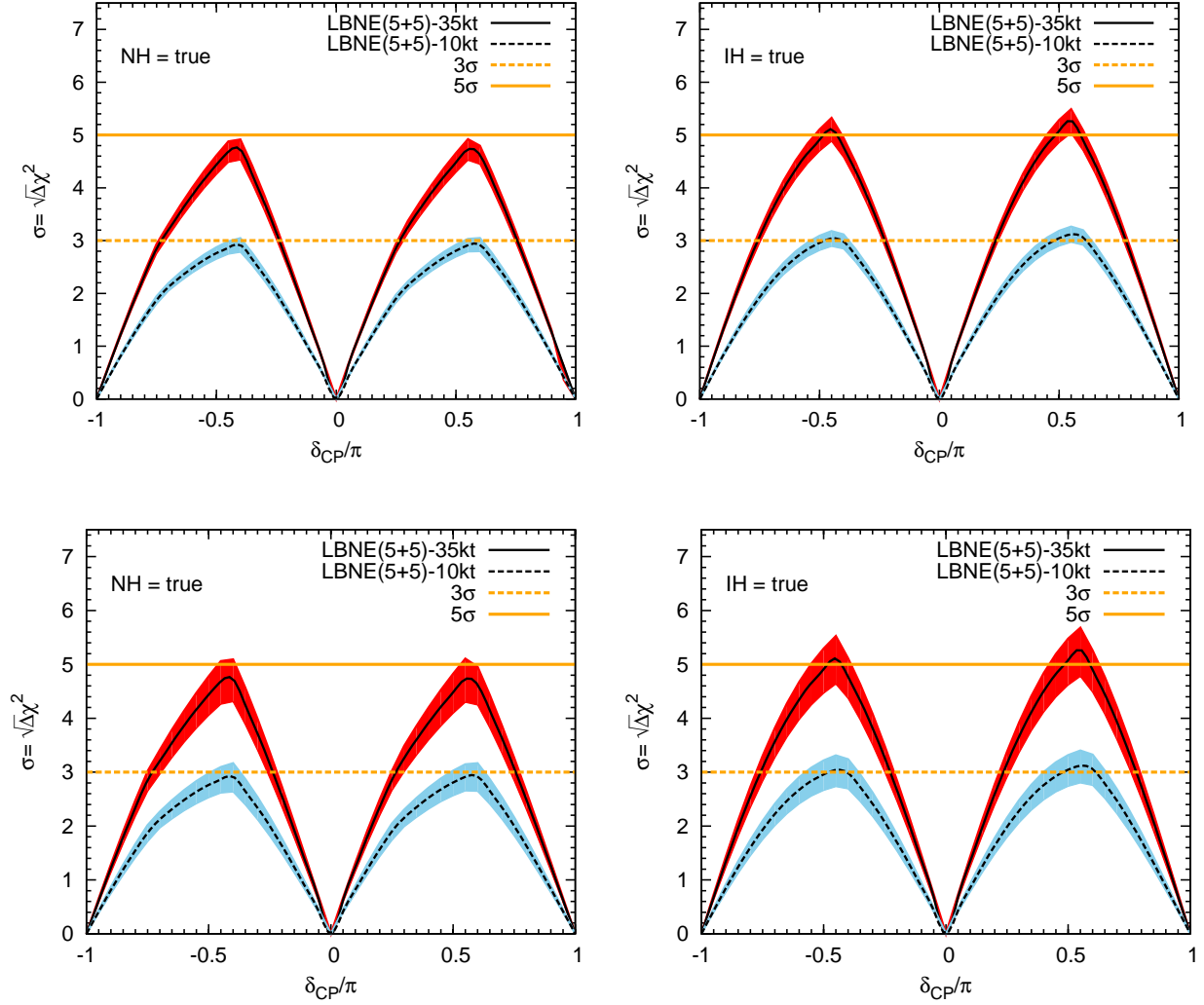


FIG. 4: CP violation sensitivity plots for a representative 10% (top panel) and 20% (bottom panel) errors on the individual cross-sections of ν_μ and ν_e for 5+5 years run of LBNE experiment.

V. DETERMINATION OF MASS HIERARCHY

Long-baseline experiments such as NO ν A, T2K and LBNE primarily use the $\nu_\mu \rightarrow \nu_e$ and the corresponding anti-neutrino oscillation channels to determine the neutrino mass hierarchy (MH). Using the approximate perturbative formula for the probability $P_{\mu e}$, it can be seen that there is a hierarchy- δ_{CP} degeneracy as discussed in section 2. As a result, the hierarchy sensitivity of these experiments is a strong function of the value of the CP violating phase δ_{CP} . The value of $\Delta\chi^2$ for the mass hierarchy study can be obtained using

the relation

$$\Delta\chi^2 = |\chi_{MH^{test}}^2 - \chi_{MH^{true}}^2| . \quad (8)$$

We have used Eq. (8) to obtain the mass hierarchy significance and considered the following two cases. In the former, we consider true hierarchy to be normal hierarchy (NH) and obtain the values of $\Delta\chi^2$ by assuming inverted hierarchy as test hierarchy. In the later, we consider true hierarchy to be inverted hierarchy (IH) and assume normal hierarchy to be the test hierarchy while obtaining the $\Delta\chi^2$ value. The true values for the oscillation parameters are used from Eq. (7) and the test values of Δm_{atm}^2 , $\sin^2 \theta_{23}$, and $\sin^2 2\theta_{13}$ are marginalised over their 3σ ranges in both the cases. We also added prior for $\sin^2 2\theta_{13}$ with $\sigma(\sin^2 2\theta_{13}) = 0.01$. In Fig. 5, we present the resultant significance plots. The 3σ and 5σ lines correspond to $\Delta\chi^2 = 9$ and 25 (for 1 degree of freedom) which indicate approximately 99.73% and 99.99% probability of determining the correct mass hierarchy respectively. The values of δ_{CP} for which the curve is above 3σ (5σ) are the values for which hierarchy can be determined with 99.73% (99.99%) confidence level.

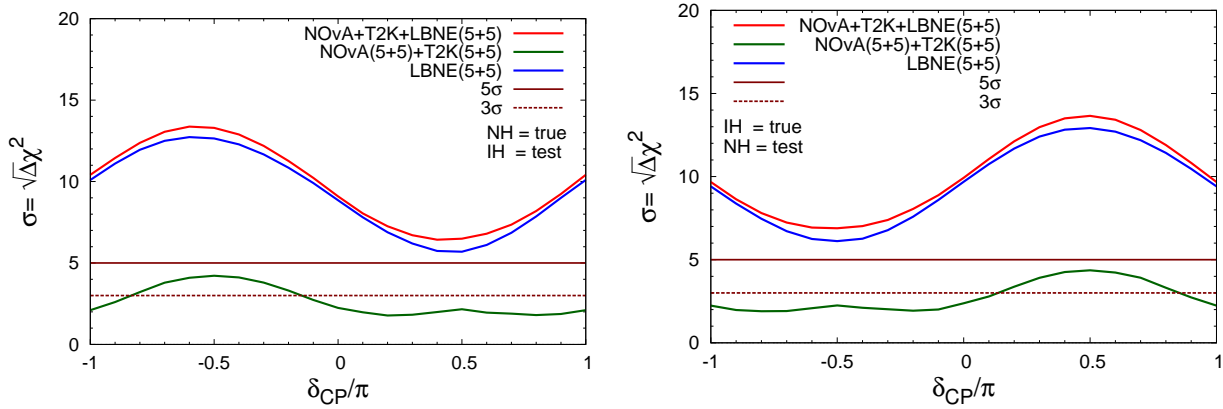


FIG. 5: Mass hierarchy significance as a function of true δ_{CP} . Normal hierarchy (Inverted hierarchy) is considered as true hierarchy and inverted (normal) is taken as test hierarchy for a running of (5+5) yrs of T2K, NO ν A, LBNE in $\nu + \bar{\nu}$ mode in the left (right) panel.

From Fig. 5, we can see that both T2K and NO ν A experiments have significance to mass hierarchy less than 5σ when run for 10 years in normal and inverted hierarchies. LBNE when run for (5+5) years has more than 5σ significance to measure the hierarchy for all the values of δ_{CP} . When we combine the results from all the three experiments T2K+NO ν A+LBNE

run for 10 years each, there will only be marginal improvement on the mass hierarchy sensitivity, over the LBNE result.

VI. OCTANT SENSITIVITY OF θ_{23}

In this section we would like to analyze the capabilities of current long baseline neutrino oscillation experiments and LBNE to measure octant sensitivity. As in the case of mass hierarchy determination, adding information from various experiments enhances the sensitivity. However, it is the precise knowledge of the value of θ_{13} that plays a crucial role in determining the octant correctly.

Using atmospheric neutrino oscillations Super-Kamiokande has measured the value of $\sin^2(2\theta_{23})$ to be > 0.95 at 90% confidence level [48]. This corresponds to a value of θ_{23} around 45° leaving an ambiguity of whether the value of θ_{23} is less than 45° i.e., in the lower octant or in the upper octant where θ_{23} is greater than 45° .

For the T2K and NO ν A which are off-axis experiments with baselines 295 and 810 km, the beam energies peak at 0.6 and 2 GeV respectively. However, LBNE ($L=1300$ km) which is an on-axis experiment has a broad band beam (0.5 GeV to 8 GeV) covering first and second oscillation maxima, with minimal high energy tail above ~ 5 GeV. For these values of baseline lengths, the earth matter density varies in the range 2.3-2.8 g/cc, and the corresponding matter resonance energies are above 10 GeV. Hence the neutrino energies of these experiments lie well below the matter resonances and the oscillation probabilities will have only very small sub-leading matter effects. Thus, the expressions for the relevant oscillation probabilities (in vacuum) can be obtained by assuming one-mass scale dominance (OMSD) approximation [26] as

$$P_{\mu e}^v = \sin^2 \theta_{23} \sin^2 2\theta_{13} \sin^2 \left[1.27 \frac{\Delta m_{31}^2 L}{E} \right]. \quad (9)$$

This equation depends on the combination of mixing angles $\sin^2 \theta_{23} \sin^2 2\theta_{13}$. Thus, there exists a correlation between $\sin^2 \theta_{23}$ and $\sin^2 2\theta_{13}$ which implies that for different values of θ_{13} there can be values of θ_{23} in opposite octants which give same value of oscillation probability.

The disappearance probability of muon neutrino beam is given by

$$P_{\mu\mu}^v = 1 - \sin^2 2\theta_{23} \sin^2 \left[1.27 \frac{\Delta m_{31}^2 L}{E} \right] + 4 \sin^2 \theta_{13} \sin^2 \theta_{23} \cos 2\theta_{23} \sin^2 \left[1.27 \frac{\Delta m_{31}^2 L}{E} \right]. \quad (10)$$

The leading order term in the above equation has its entire dependency on $\sin^2 2\theta_{23}$ giving rise to intrinsic octant degeneracy. The oscillation probability expressions (9) and (10) mentioned above are only given for illustration of octant degeneracy and we have considered the full formula of oscillation probability in our calculations.

We first look into the bi-probability plots for LBNE experiment with (5+5) years of run, to estimate its capabilities in determining mass hierarchy and resolving octant degeneracy. The left panel of Fig. 6 shows ν appearance events vs. $\bar{\nu}$ appearance events for all combinations of octant-hierarchy. Here the red curves are obtained by considering normal hierarchy mass ordering, LO (HO) i.e., $\sin^2 \theta_{23} = 0.41$ (0.59) and the blue curves are obtained by considering inverted hierarchy mass ordering for LO (HO). We plot these ellipses by obtaining the event spectra for (5+5) yrs of runs in ν and $\bar{\nu}$ mode for LBNE experiment for all values of δ_{CP} .

For the analysis of octant determination of θ_{23} , we have used GLoBES to evaluate $\Delta\chi^2$. In our simulation, we have kept true values of oscillation parameters as $\sin^2 \theta_{12} = 0.32$, $\sin^2 2\theta_{13} = 0.1$, $\Delta m_{21}^2 = 7.6 \times 10^{-5} \text{ eV}^2$, $\delta_{CP} = 0$ and $\Delta m_{atm}^2 = 2.4 \times 10^{-3} \text{ eV}^2$ (NH). Furthermore, we have done marginalization over test values in the following ranges: for $\sin^2 2\theta_{13}$ and Δm_{atm}^2 in their 3σ ranges, for δ_{CP} in its full range and for $\sin^2 \theta_{23}$ in LO for true higher octant and HO for true lower octant. We have also added priors for $\sin^2 2\theta_{13}$ and $\sin^2 \theta_{23}$ with $\sigma(\sin^2 2\theta_{13}) = 0.01$ and $\sigma(\sin^2 \theta_{23}) = 0.05$.

In the right panel of Fig. 6, we illustrate the ability of NO ν A+T2K+LBNE to determine the octant as a function of the true value of θ_{23} . We see that with LBNE and NO ν A+T2K+LBNE, the octant can be determined at $>5\sigma$ C.L. when $\sin^2 \theta_{23} \approx 0.41$. For values of θ_{23} above 40° , (i.e, for $0.5 \geq \sin^2 \theta_{23} > 0.41$), the sensitivity to solve the octant degeneracy is reduced, well below 5σ .

A. Allowed regions in test δ_{CP} and test $\sin^2 \theta_{23}$ plane

Next, we would like to study the correlation between δ_{CP} and $\sin^2 \theta_{23}$ for different combinations of true hierarchy and true octant. For our study, we simulate data for 5+5 yrs of run of LBNE, T2K+NO ν A and LBNE+T2K+NO ν A. We have taken true $\delta_{CP} = 0$, assumed true hierarchy as NH and true octant as LO/HO. We have varied the test values of $\sin^2 \theta_{23}$ in the range $[0.32:0.68]$ and that of δ_{CP} in its full range $[-\pi : \pi]$. We have done marginalization over $\sin^2 2\theta_{13}$ and Δm_{31}^2 and added prior for $\sin^2 2\theta_{13}$ with $\sigma(\sin^2 2\theta_{13}) = 0.01$. Finally,

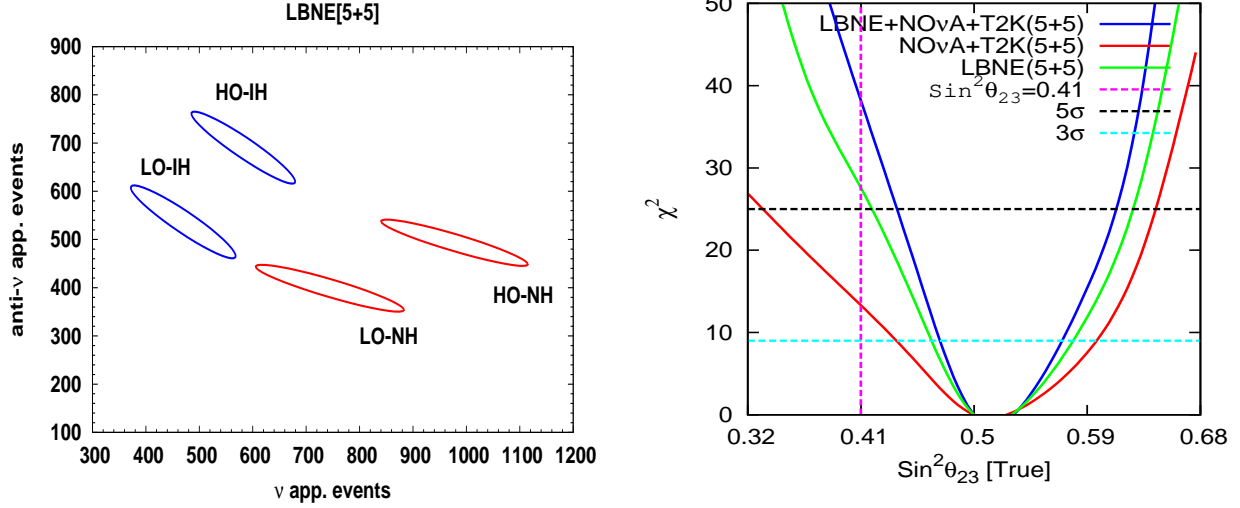


FIG. 6: In the left panel: Neutrino and anti-neutrino appearance events in LBNE (5+5) yrs for $\nu_\mu \rightarrow \nu_e$ versus $\bar{\nu}_\mu \rightarrow \bar{\nu}_e$ for all combinations of mass hierarchy-octant. In the right panel: Octant sensitivity for a running of (5+5) yrs for T2K, NO ν A, LBNE in $\nu + \bar{\nu}$ mode

we calculated the minimum χ^2 over all these test parameter combinations. The obtained result is then studied as a function of $\delta_{CP}(\text{test})$ and $\sin^2 \theta_{23}(\text{test})$. We have plotted the 2σ contour in the space spanned by test values of δ_{CP} and $\sin^2 \theta_{23}$ for LBNE, T2K+NO ν A and LBNE+T2K+NO ν A.

Fig. 7 shows the allowed regions in δ_{CP} and $\sin^2 \theta_{23}$ plane at 2σ C.L. for true $\delta_{CP}=0$ with combinations of 5+5 yrs of run of LBNE, T2K+NO ν A and T2K+NO ν A+LBNE. The top (bottom) plot corresponds to LO (HO) with known hierarchy as NH (IH) in left (right) plot. Thus, from these plots one can tightly constrain the allowed value of δ_{CP} as well as discriminate the wrong octant of θ_{23} .

VII. CORRELATION BETWEEN δ_{CP} AND θ_{13}/θ_{23}

In this section we present the correlations between the CP violating phase δ_{CP} and the mixing angles θ_{13}/θ_{23} .

The correlation between δ_{CP} and θ_{13} is obtained by projecting χ^2 onto the two-dimensional plane of δ_{CP} and θ_{13} by spanning over test values of $\delta_{CP} = [-\pi : \pi]$ and $\sin^2(2\theta_{13}) \in [0.07, 0.13]$. Here also we have marginalized over θ_{23} and Δm_{31}^2 . We have obtained 1σ , 2σ and 3σ contours by considering three true values for $\delta_{CP} = 0, -\pi/2, +\pi/2$.

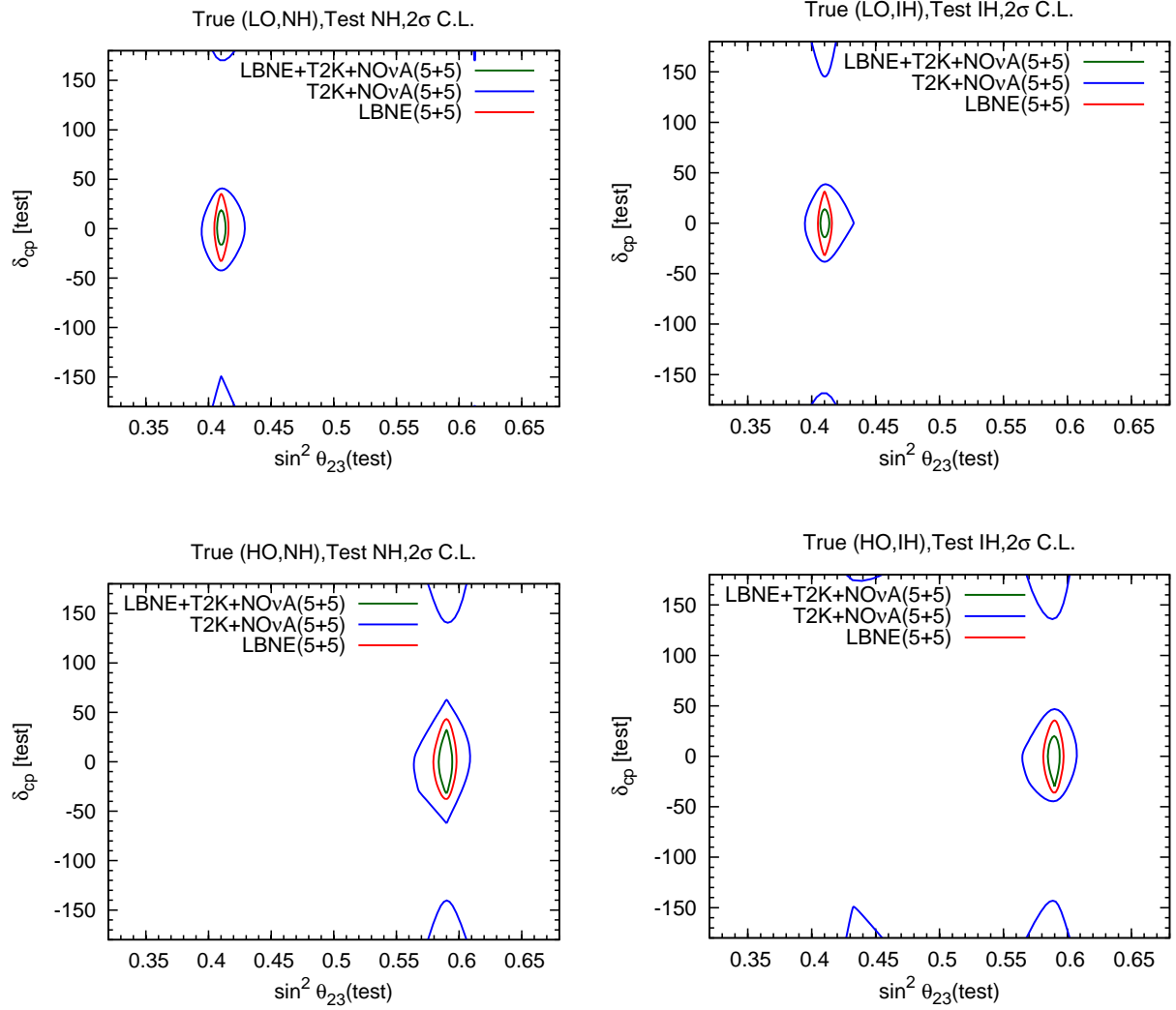


FIG. 7: Allowed regions in δ_{CP} and $\sin^2 \theta_{23}$ plane at 2σ C.L. for true $\delta_{CP}=0$ with combinations of 5+5 yrs of run of LBNE, T2K+NO ν A and LBNE+T2K+NO ν A. The top (bottom) plot corresponds to LO (HO) with known hierarchy as NH (IH) in left (right) plot.

We have set 10% error on each of the solar parameters and a 5% error for the matter density and assumed the hierarchy to be normal. The result is presented on the left panel of Fig. 8, where the blue/green/red curves correspond to $1/2/3\sigma$ measurement contours for a total (5+5) yrs running of T2K+NO ν A+LBNE.

The analogous plot between δ_{CP} and θ_{23} has been obtained following similar procedure and the corresponding result is shown in the right panel of Fig. 8. The allowed region is very tightly constrained which indicates that with the combined 10 years of LBNE+T2K+NO ν A

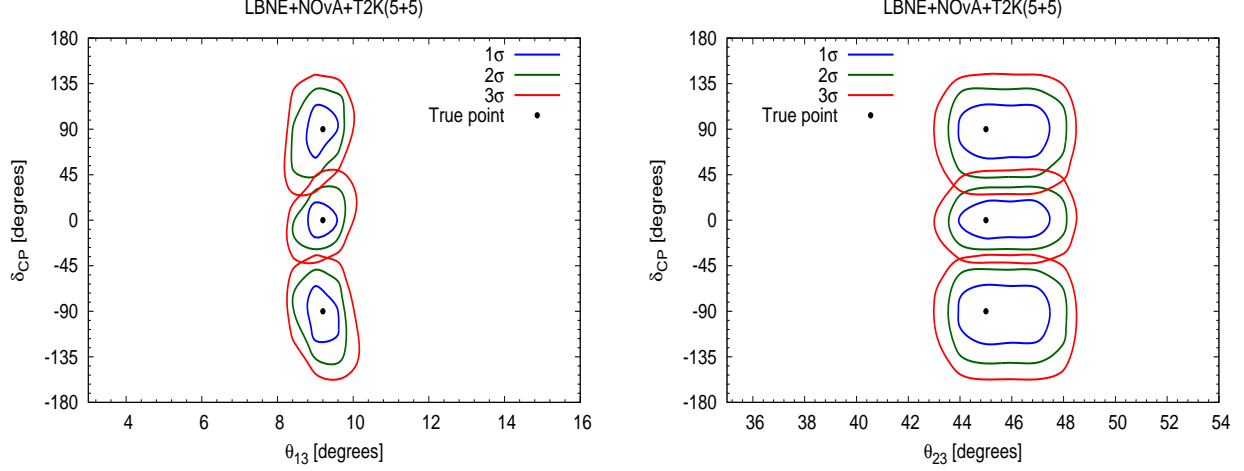


FIG. 8: Confidence region in $\theta_{13} - \delta_{CP}$ plane (left panel) and $\theta_{23} - \delta_{CP}$ plane (right panel) for a running of (5+5) yrs for T2K+NO ν A+ LBNE (right panel) in $\nu + \bar{\nu}$ mode.

data, it is possible to constrain the value of δ_{CP} . The overlap in the 3σ contours in both the plots can be accounted by the fact that we are considering three different true values for $\delta_{CP} = 0, -\pi/2, +\pi/2$.

VIII. SUMMARY AND CONCLUSION

In this paper we have explored the possibility of determining the mass hierarchy, octant of the atmospheric mixing angle θ_{23} and the CP violation discovery potential in the current generation and upcoming long baseline experiments T2K, NO ν A and LBNE and our findings are summarized below.

- For long-baseline experiments, it is well known that the measurement of the mass hierarchy is easier than a measurement of δ_{CP} because matter effects enhance the separation between the oscillation spectra, and hence the event rates between normal and inverted hierarchies. The determination of mass hierarchy is defined as the ability to exclude any degenerate solution for the wrong (fit) hierarchy at a given confidence level. From our analysis, we find that if we combine the results from all the three experiments for $(5\nu + 5\bar{\nu})$ years of run we can determine the mass hierarchy of neutrinos above 5σ .

- The octant sensitivity of θ_{23} also increases noticeably if we combine the results of the three experiments T2K, NO ν A and LBNE. However, for values of θ_{23} above 40° , the

sensitivity to solve the degeneracy is reduced, well below 5σ .

- The CP violation discovery potential in the long baseline experiments is also quite promising. A discovery of CP violation, if it exists, basically means being able to exclude the CP-conserving values i.e., $\delta_{CP} = 0^\circ$ or 180° at a given confidence level. From our analysis, we found that it is possible to measure the CP violation phase above 3σ C.L. for about 50% of the true δ_{CP} range if we combine the data from all three experiments. Furthermore, it should also be noted that the CP violation measurement becomes very difficult for the δ_{CP} values which are closer to 0° or 180° . Therefore, whilst it is possible to discover the mass hierarchy for all possible values of δ_{CP} , the same is not true for CP violation.

- The cross-section uncertainties play a crucial role in determining the CP violation sensitivity. These uncertainties affect significantly the region of maximal-CP violation.

- From the correlation plots between δ_{CP} and $\sin^2 \theta_{23}$ as well as from δ_{CP} and θ_{13}/θ_{23} (Figs. 7 and 8), one can see that δ_{CP} is severely constrained implying a definitive measurement on δ_{CP} could be possible with 10 years of LBNE data taking.

In conclusion, we find that combining the data of $(5\nu + 5\bar{\nu})$ years of running T2K, NO ν A and LBNE will help us to resolve most of the ambiguities associated with the neutrino sector.

Acknowledgments

KND and SC would like to thank University Grants Commission for financial support. The work of RM was supported in part by CSIR, Government of India through Grant No. 03(1190)/11/EMR-II. We would like to thank Drs. S. K. Agarwalla and S. K. Raut for help in GLoBES.

-
- [1] B. Pontecorvo, *Mesonium and Antimesonium*, Sov. Phys. JETP **6**, (1957) 429.
 - [2] Z. Maki, M. Nakagawa and S. Sakata, *Remarks on the unified model of elementary particles*, Prog. Theor. Phys. **28**, (1962) 870.
 - [3] J. Schechter and J. W. F. Valle, *Neutrino masses in $SU(2) \otimes U(1)$ theories*, Phys. Rev. D **22**, 2227 (1980).
 - [4] F. P. An *et al.* [DAYA-BAY Collaboration], *Observation of electron-antineutrino disappearance at Daya Bay*, Phys. Rev. Lett. **108** (2012) 171803 [arXiv:1203.1669 [hep-ex]].

- [5] F. P. An *et al.*, [DAYA-BAY Collaboration], *Improved Measurement of Electron Antineutrino Disappearance at Daya Bay*, *Chin. Phys. C* **37** (2013) 011001 [arXiv:1210.6327 [hep-ex]].
- [6] J. K. Ahn *et al.*, [RENO Collaboration], *Observation of Reactor Electron Antineutrino Disappearance in the RENO Experiment*, *Phys. Rev. Lett.* **108** (2012) 191802 [arXiv:1204.0626 [hep-ex]].
- [7] K. Abe *et al.*, [T2K Collaboration], *Evidence of Electron Neutrino Appearance in a Muon Neutrino Beam*, *Phys. Rev. D* **88** (2013) 032002 [arXiv:1304.0841 [hep-ex]].
- [8] D. Forero, M. Tortela and J. Valle, *Global status of neutrino oscillation parameters after Neutrino-2012*, *Phys. Rev. D* **86**, (2012) 073012 [arXiv:1205.4018].
- [9] G. L. Fogli, E. Lisi, A. Marrone, D. Montanino, A. Palazzo and A. M. Rotunno, *Global analysis of neutrino masses, mixings and phases: entering the era of leptonic CP violation searches*, *Phys. Rev. D* **86** (2012) 013012 [arXiv:1205.5254 [hep-ph]].
- [10] M. C. Gonzalez-Garcia, M. Maltoni, J. Salvado and T. Schwetz, *Global fit to three neutrino mixing: critical look at present precision*, *JHEP* **1212** (2012) 123 [arXiv:1209.3023 [hep-ph]].
- [11] D. Forero, M. Tortela and J. Valle, *Neutrino oscillations refitted*, [arXiv:1405.7540].
- [12] P. Adamson *et al.*, [MINOS Collaboration], *Measurement of Neutrino and Antineutrino Oscillations Using Beam and Atmospheric Data in MINOS*, *Phys. Rev. Lett.* **110** (2013) 251801 [arXiv:1304.6335 [hep-ex]].
- [13] Patrick de Perio *et al.*, [T2K Collaboration], *Oscillation results from T2K*, [arXiv:1405.3871 [hep-ex]].
- [14] S. K. Agarwalla, S. Prakash and S. U. Sankar, *Resolving the octant of θ_{23} with T2K and NO ν A*, *JHEP* **1307** (2013) 131 [arXiv:1301.2574 [hep-ph]].
- [15] A. Chatterjee, P. Ghoshal, S. Goswami and S. K. Raut, *Octant sensitivity for large θ_{13} in atmospheric and long baseline neutrino experiments*, *JHEP* **1306** (2013) 010 [arXiv:1302.1370 [hep-ph]].
- [16] M. Ghosh, P. Ghoshal, S. Goswami, and S. K. Raut, *Evidence for leptonic CP phase from NO ν A, T2K and ICAL: A chronological progression* *Nucl. Phys. B* **884**, 274 (2014) [arXiv:1401.7243 [hep-ph]].
- [17] M. Ghosh, P. Ghoshal, S. Goswami, and S. K. Raut, *Can atmospheric neutrino experiments provide the first hint of leptonic CP violation*, *Phys. Rev. D* **89**, 011301 (2014) [arXiv:1306.2500 [hep-ph]].

- [18] V. Barger, R. Gandhi, P. Ghoshal, S. Goswami, D. Marfatia, S. Prakash, S. K. Raut, and S. Uma Sankar, *Neutrino mass hierarchy and octant determination with atmospheric neutrinos*, Phys. Rev. Lett. **109**, 091801(2012) [arXiv:1203.6012 [hep-ph]].
- [19] V. Barger, A. Bhattacharya, A. Chatterjee, R. Gandhi, D. Marfatia, M. Masud, *Configurations of the Long-Baseline Neutrino Experiment*, [arXiv:1405.1054 [hep-ph]].
- [20] K. Hiraide *et al.*, *Resolving θ_{23} degeneracy by accelerator and reactor neutrino oscillation experiments*, Phys. Rev. **D 73** (2006) 093008 [hep-ph/0601258].
- [21] K. Bora, D. Dutta and P. Ghoshal, *Determining the Octant of θ_{23} at LBNE in conjunction with Reactor Experiments*, [arXiv:1405.7482].
- [22] H. Minakata, H. Nunokawa, *Exploring Neutrino Mixing with Low Energy Superbeams*, [arXiv:0108085 [hep-ph]].
- [23] P. A. N. Machado, H. Minakata, H. Nunokawa, R. Zukanovich Funchal, *What can we learn about the lepton CP phase in the next 10 years?*, [arXiv:1307.3248 [hep-ph]].
- [24] **LBNE** Collaboration. <http://lbne2-docdb.fnal.gov/cgi-bin/ShowDocument?docid=7487>.
- [25] P. Huber, M. Mezzetto, T. Schwetz, *On the impact of systematical uncertainties for the CP violation measurement in superbeam experiments*, JHEP **0803**, 021 (2008) [arXiv:0711.2950 [hep-ph]].
- [26] E. K. Akhmedov, R. Johansson, M. Lindner, T. Ohlsson, and T. Schwetz, *Series expansions for three-flavor neutrino oscillation probabilities in matter*, JHEP **0404**, 078 (2004), 38 [hep-ph/0402175].
- [27] A. Cervera, A. Donini, M. Gavela, J. Gomez Cadenas, P. Hernandez, *et al.*, *Golden measurements at a neutrino factory*, Nucl. Phys. **B 579**, (2000) 17 [hep-ph/0002108].
- [28] M. Freund, *Analytic Approximations for Three Neutrino Oscillation Parameters and Probabilities in Matter*, Phys. Rev. **D 64**, (2001) 053003, [hep-ph/0103300].
- [29] P. Adamson *et al.* (MINOS Collaboration), Phys. Rev. Lett. **106**, 181801 (2011), [arXiv:1103.0340 [hep-ex]].
- [30] K. Abe *et al.* (T2K Collaboration) (2014), [arXiv:1403.1532 [hep-ex]].
- [31] A. de Gouvea, J. Jenkins and B. Kayser, *Neutrino mass hierarchy, vacuum oscillations and vanishing U_{e3}* , Phys. Rev. **D 71**, 113009 (2005).
- [32] H. Nunokawa, S. Parke, R. Z. Funchal, *Another possible way to determine the Neutrino Mass Hierarchy*, Phys. Rev. **D 72**, 013009 (2005).

- [33] S. K. Raut, *Effect of non-zero θ_{13} on the measurement of θ_{23}* , Mod. Phys. Lett. A **28** (2013) 1350093, [arXiv:1209.5658 [hep-ph]].
- [34] G. L. Fogli and E. Lisi, *Tests of three-flavor mixing in long-baseline neutrino oscillation experiments*, Phys. Rev. D **54** (1996) 3667 [hep-ph/9604415].
- [35] V. Barger, D. Marfatia and K. Whisnant, *Breaking Eight-fold Degeneracies in Neutrino CP Violation, Mixing, and Mass Hierarchy*, Phys. Rev. D **65** (2002) 073023, [hep-ph/0112119].
- [36] H. Minakata, H. Nunokawa and S. J. Parke, *Parameter Degeneracies in Neutrino Oscillation Measurement of Leptonic CP and T Violation*, Phys. Rev. D **66** (2002) 093012, [hep-ph/0208163].
- [37] P. Coloma, H. Minakata and S. J. Parke, *Interplay between appearance and disappearance channels for precision measurements of θ_{23} and δ* , Phys. Rev. D **90**, (2014) 093009, [arXiv:1406.2551 [hep-ph]].
- [38] P. Huber, M. Lindner and W. Winter, *From parameter space constraints to the precision determination of the leptonic Dirac CP phase*, JHEP **0505**, 020 (2005) [hep-ph/0412199].
- [39] P. Huber, M. Lindner, T. Schwetz and W. Winter, *First hint for CP violation in neutrino oscillations from upcoming superbeam and reactor experiments*, JHEP **0911** (2009) 044 [arXiv:0907.1896 [hep-ph]].
- [40] P. Huber, M. Lindner and W. Winter, *Superbeams versus neutrino factories*, Nucl. Phys. B **645**, 3 (2002) [arXiv:0204352 [hep-ph]].
- [41] Y. Itow *et al.*, [T2K Collaboration], *The JHF-Kamioka neutrino project*, [arXiv:hep-ex/0106019].
- [42] M. Ishitsuka *et al.*, *Resolving neutrino mass hierarchy and CP degeneracy by two identical detectors with different baselines*, Phys. Rev. D **72** (2005) 033003 [arXiv:0504026 [hep-ph]].
- [43] D. Ayres *et al.*, *NO ν A: Proposal to build a 30 kiloton off-axis detector to study $\nu(\mu)$ to $\nu(e)$ oscillations in the NuMI beamline*, [arXiv:hep-ex/0503053].
- [44] R. Patterson, *The NO ν A Experiment: Status and Outlook, 2012*. Talk given at the Neutrino 2012 Conference, June 3-9, 2012, Kyoto, Japan, <http://neu2012.kek.jp/>.
- [45] S. K. Agarwalla *et al.*, *Potential of optimized NO ν A for large θ_{13} and combined performance with a LArTPC and T2K*, JHEP **12** (2012) 075 [arXiv:1208.3644 [hep-ph]].
- [46] T. Akiri *et al.* [LBNE Collaboration], *The 2010 Interim Report on the Long-Baseline Neutrino Experiment Collaboration Physics Working Groups*, arXiv:1110.6249 [hep-ex].

- [47] LBNE Collaboration, <http://lbne2-docdb.fnal.gov/cgi-bin/ShowDocument?docid=5823>.
- [48] Y. Itow, *Atmospheric neutrinos: Results from running experiments*, 2012. Talk given at the Neutrino 2012 Conference, June 3-9, 2012, Kyoto, Japan, <http://neu2012.kek.jp>.