

Towards AC-induced optimum control of dynamical localization

F. Revuelta,^{1,2} R. Chacón,^{3,4} and F. Borondo^{2,5}

¹*Grupo de Sistemas Complejos, Escuela Técnica Superior de Ingenieros Agrónomos, Universidad Politécnica de Madrid, Avda. Complutense s/n 28040 Madrid, Spain.*

²*Instituto de Ciencias Matemáticas (ICMAT), Cantoblanco, 28049 Madrid, Spain.*

³*Departamento de Física Aplicada, E. I. I., Universidad de Extremadura, Apartado Postal 382, 06006 Badajoz, Spain*

⁴*Instituto de Computación Científica Avanzada, Universidad de Extremadura, Apartado Postal 382, 06006 Badajoz, Spain*

⁵*Departamento de Química, Universidad Autónoma de Madrid, Cantoblanco, 28049 Madrid, Spain.*

(Dated: October 25, 2021)

It is shown that optimum control of dynamical localization (quantum suppression of classical diffusion) in the context of ultracold atoms in periodically shaken optical lattices subjected to time-periodic forces having equidistant zeros depends on the *impulse* transmitted by the external force over half-period rather than on the force amplitude. This result provides a useful principle for optimally controlling dynamical localization in general periodic systems, which is capable of experimental realization.

PACS numbers: 05.45.Mt, 42.50.Wk

I. INTRODUCTION

Quantum effects in transport phenomena in classical systems represent an interesting fundamental issue in quantum theory that started from a remark of Einstein in his celebrated paper on torus quantization [1]. One of such effects, widely studied in the context of time-periodic systems, is the quantum suppression of classical chaotic diffusion [2–7], or dynamical localization (DL) for short. Remarkably, this effect is a quantum manifestation of the fact that a time-periodic force can stabilize a system, and it is thus expected to play a key role in our understanding of the problem of quantum-classical correspondence in classically chaotic systems [8, 9]. While it is natural to think that, with the period fixed, this effect must depend on the temporal rate at which energy is transferred from the driving mechanism to the system, i.e., on the force waveform, the main target of study up to now has only been their dependence on the force amplitude because of the traditional use of sinusoidal forces. Recent work has provided strong evidence for a different dependence of DL on sinusoidal and square-wave forces [10]. Since there are infinitely many different waveforms, a natural question arises: How can the influence of the shape of a periodic force on DL be quantitatively characterized. In this work, we demonstrate that for space-periodic systems subjected to a generic AC time-periodic force with equidistant zeros such characterization is well provided by a single quantity: the *impulse* transmitted by the force over half-period —hereafter called *force impulse*. This impulse is a quantity that accounts simultaneously for the force's amplitude, period and waveform.

The organization of the paper is as follows. In Sec. II, we describe our model system of ultracold atoms in a periodically shaken optical lattice as well as our theoretical approach to characterize the effect of the force impulse on DL. Section III provides numerical confirmation of the effectiveness of the force impulse according to the theoretical predictions of Sec. II as well as discussing

its influence on the quantum dynamics and underlying classical structures. Finally, we conclude by presenting in Sec. IV the main conclusions of our work along with some final remarks.

II. THEORETICAL APPROACH

The dynamics of our model system of ultracold atoms interacting with a phase-modulated light field produced using an oscillating mirror is well described by the periodic Hamiltonian

$$\tilde{H} = \tilde{p}^2/(2M) - V_0 \cos[2k\tilde{x} - \lambda F(t)], \quad (1)$$

where M is the atomic mass, \tilde{x} the position, \tilde{p} the momentum, V_0 the potential height, k the wave number, λ the dimensionless modulation depth, and $F(t)$ the AC force given by

$$F(t) = F(t; m, T) \equiv N(m) \operatorname{sn} \left[\frac{4Kt}{T} \right] \operatorname{dn} \left[\frac{4Kt}{T} \right], \quad (2)$$

where $\operatorname{sn}(\cdot) \equiv \operatorname{sn}(\cdot; m)$ and $\operatorname{dn}(\cdot) \equiv \operatorname{dn}(\cdot; m)$ are Jacobian elliptic functions of parameter m , and $K \equiv K(m)$ is the complete elliptic integral of the first kind. $N(m)$ is the normalization factor shown in Fig. 1(a), and given by

$$N(m) \equiv \frac{1}{a + \frac{b}{1 + \exp[(m - c)/d]}}, \quad (3)$$

where the values of the parameters are set equal to $a \equiv 0.43932$, $b \equiv 0.69796$, $c \equiv 0.3727$, and $d \equiv 0.26883$, in order to have the same force amplitude (equal to unity) and period, T , independently of the waveform, i.e. $\forall m \in [0, 1]$, as shown in Fig. 1(c). For $m = 0$, one recovers the well known harmonic excitation case previously considered for example in Refs. 5–7, since

then $F(t; m=0, T) = \sin(2\pi t/T)$. On the other hand, for $m \neq 0$ the waveform has different shapes. For example, for $m = 0.72$ a nearly square-wave pulse is obtained, whereas for the limiting value $m = 1$ the force vanishes.

As will be shown below, the force impulse associated with $F(t)$, defined as

$$I \equiv I(m, T) = \int_0^{T/2} F(t; m, T) dt = \frac{TN(m)}{2K(m)}, \quad (4)$$

is a relevant quantity to characterize the effect of the force's waveform. As expected, it is a function of m , which has a single maximum at $m = m_{\max}^I \simeq 0.717$, as shown in Fig. 1(b). Also, it tends to zero very quickly as $m \rightarrow 1$.

It is important to remark that our model accurately describes a system of ultracold atoms in a periodically shaken optical lattice in the absence of a ratchet effect, i.e. with no directed transport due to symmetry breaking of zero-mean forces [11]. Nevertheless, it has been recently shown that optimum enhancement of ratchet transport is achieved when maximal effective (critical) symmetry breaking occurs, which is in turn a consequence of two reshaping-induced competing effects: (i) the increase in the degree of symmetry breaking, and (ii) the decrease in the (normalized) transmitted force impulse [12, 13], thus confirming the general relevance of this quantity.

Switching now to scaled dimensionless variables

$$\tau \equiv \omega t, \quad x \equiv 2k\tilde{x}, \quad p \equiv \frac{2k}{M\omega} \tilde{p}, \quad (5)$$

the Hamiltonian in Eq. (1) is transformed into the following dimensionless one

$$H \equiv \frac{4k^2}{M\omega^2} \tilde{H} = \frac{p^2}{2} - \kappa \cos[x - \lambda F(\tau; m)], \quad (6)$$

where $\kappa \equiv V_0 k^2 T^2 / (\pi^2 M)$, $F(\tau; m) \equiv N(m) \operatorname{sn}(\Omega\tau) \operatorname{dn}(\Omega\tau)$, and $\Omega \equiv 2K(m)/\pi$. By rewriting Eq. (6) in the form $H = H_0 + H_1$, with

$$H_0 \equiv \frac{p^2}{2} - \kappa \cos x, \quad (7)$$

$$H_1 \equiv \kappa \{\cos x - \cos[x - \lambda N(m) \operatorname{sn}(\Omega\tau) \operatorname{dn}(\Omega\tau)]\}, \quad (8)$$

H can be regarded now as the Hamiltonian of an effective perturbed pendulum, being H_1 the perturbation for $\lambda > 0$, such that expression

$$\frac{dH_0}{d\tau} = \kappa p \{\sin x - \sin[x - \lambda N(m) \operatorname{sn}(\Omega\tau) \operatorname{dn}(\Omega\tau)]\} \quad (9)$$

accounts for the effect of the perturbation on H_0 . It has been shown for the cases of sinusoidal [5, 6] and square-wave [10] forces that the strength of the DL of system (1) is correlated with the chaotic layer width of the aforementioned perturbed pendulum. For the present case, one can obtain an analytical estimate of the chaotic layer

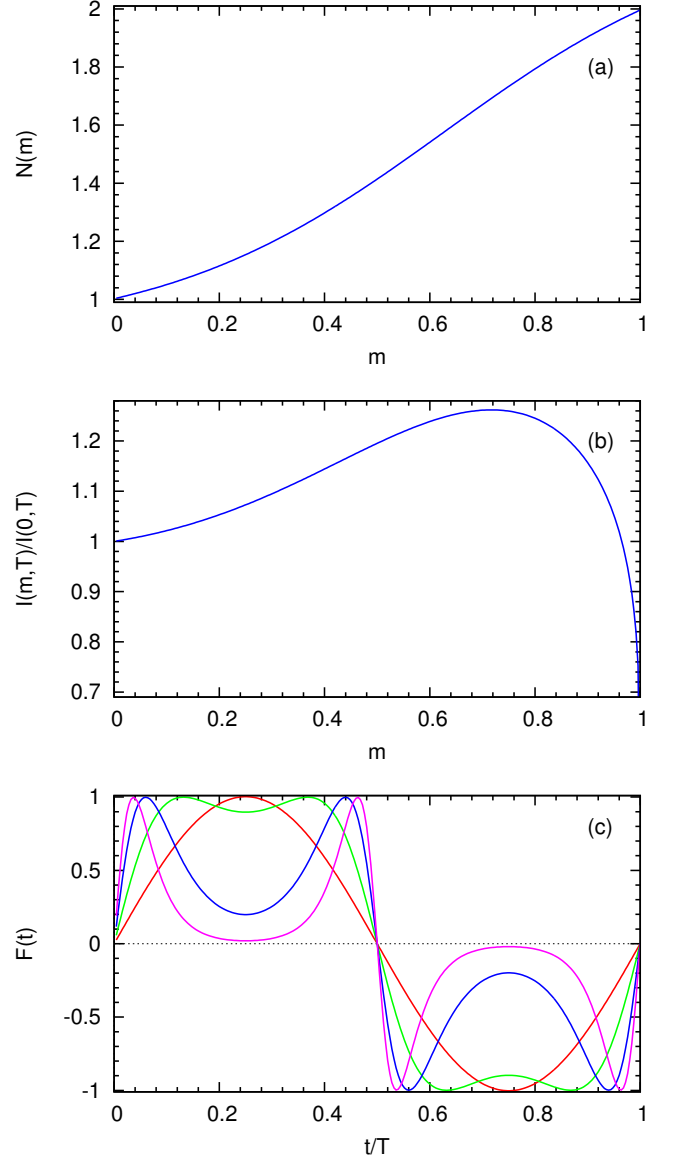


Figure 1. (a) Normalization function $N(m)$, given by Eq. (3), vs. m . (b) Normalized force impulse, $I(m, T)/I(0, T) \equiv N(m)K(0)/[N(0)K(m)]$, given by Eq. (4), vs. m . (c) Force $F(t)$, given by Eq. (2), vs. t/T , being T the period, for four values of the shape parameter: $m = 0$ (red sinusoidal pulse), $m = 0.72$ (green nearly square-wave pulse), $m = 0.99$ (blue double-humped pulse), and $m = 0.999999$ (pink sharp double-humped pulse).

width for the case of small modulation amplitude such that

$$\sin[x - \lambda F(\tau; m)] \approx \sin x - \lambda F(\tau; m) \cos x \quad (10)$$

by calculating the change of the averaged energy along the separatrix

$$\begin{aligned} x_{0,\pm}(\tau) &= \pm 2 \arctan \left\{ \sinh \left[\sqrt{\kappa} (\tau - \tau_0) \right] \right\}, \\ p_{0,\pm}(\tau) &= \pm 2 \sqrt{\kappa} \operatorname{sech} \left[\sqrt{\kappa} (\tau - \tau_0) \right] \end{aligned} \quad (11)$$

of the unperturbed pendulum H_0

$$\left\langle \frac{dH_0}{d\tau} \right\rangle \equiv \int_{-\infty}^{\infty} \frac{dH_0}{d\tau} d\tau, \quad (12)$$

where $\tau = \tau_0$ is an arbitrary initial time [14]. After some simple algebraic manipulation, one straightforwardly obtains

$$\begin{aligned} \max_{\tau_0} \langle dH_0/d\tau \rangle &\approx d(\lambda, \kappa, m) + \mathcal{O}(\lambda^2), \\ d \equiv d(\lambda, \kappa, m) &= \frac{4\pi^3 \lambda N(m)}{\kappa \sqrt{m} K^2(m)} \sum_{n=0}^{\infty} a_n(\kappa) b_n(m), \end{aligned} \quad (13)$$

where

$$\begin{aligned} a_n(\kappa) &\equiv (n + 1/2)^3 \operatorname{sech} \frac{(n + 1/2)\pi}{\sqrt{\kappa}}, \\ b_n(m) &\equiv \operatorname{sech} \frac{(n + 1/2)\pi K(1 - m)}{K(m)}. \end{aligned} \quad (14)$$

The width function $d(\lambda, \kappa, m)$ gives a first-order approximation in λ to the width in energy of the chaotic separatrix layer. As a function of m , it presents a single maximum at $m = m_{\max}^d \simeq 0.651$, which is significantly near $m_{\max}^I \simeq 0.717$, in the sense that the respective wave forms are almost coincident (see discussion in Sec. III A below). Also, $\lim_{m \rightarrow 1} d(\lambda, \kappa, m) = 0$, as the force vanishes in that limit *irrespective* of the (finite) value of λ . Thus, one would expect the dependence of the width function on the shape parameter to remain approximately (qualitatively) valid for values of the dimensionless modulation depth which are beyond the first-order perturbative regime.

III. NUMERICAL RESULTS

In this section we compare the classical and quantum dynamics of our system using different tools. First, by calculating the momentum distributions, we identify the classical footprint of DL in the quantum dynamics. Second, to further demonstrate the influence of the classical phase space structures in the quantum behavior of the system, we compare the (classical) Poincaré surfaces of section (PSOS) and the corresponding Husimi based quantum surfaces of section (QSOS) [18], obtaining an excellent concordance between the results yielded by both tools.

A. Momentum distributions

The classical momentum distribution for our system is numerically calculated as

$$P_C(p, \tau) = \int P(x, p; \tau) dx, \quad (15)$$

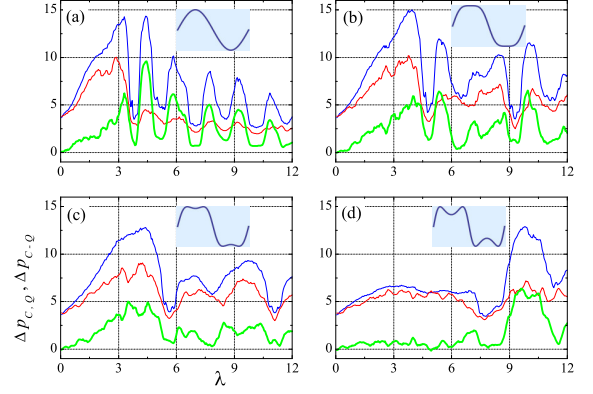


Figure 2. Comparison of the classical (thin blue lines), Δp_C , and quantum mechanical (medium red lines), Δp_Q , momentum distributions of atoms, and their differences (thick green lines), Δp_{C-Q} , as functions of the modulation amplitude, λ , for $\kappa = 0.36$, $\hbar_{\text{eff}} = 0.16$ and four modulation waveforms: (a) $m = 0$, (b) $m = 0.5$, (c) $m = 0.7$, and (d) $m = 0.9$. Insets: wave forms over a modulation period.

where $P(x, p; \tau)$ is the evolution of a uniform distribution over one wavelength with a Gaussian momentum distribution characterized by a width of $\Delta p_0 = 0.386$ [4–6] given by the corresponding Liouville equation, defined as

$$(\partial_\tau + p\partial_x - \kappa \sin[x - \lambda F(\tau; m)]) P(x, p; \tau) = 0, \quad (16)$$

subjected to periodic boundary conditions $P(x + L, p; \tau) = P(x, p; \tau)$, $L = 2n\pi$, with L being the size of the quantization box and $n \in \mathbb{Z}^+$.

On the other hand, quantum mechanical momentum distributions, $P_Q(p, \tau)$, were computed by averaging time propagations with the time-dependent Schrödinger equation

$$i\hbar_{\text{eff}}\partial_\tau\psi = -\left\{\frac{\hbar_{\text{eff}}^2}{2}\partial_{xx}^2 + \kappa \cos[x - \lambda F(\tau; m)]\right\}\psi \quad (17)$$

of localized wave packets

$$\psi(x, t) = (\pi\Delta x_0)^{-1/4} \exp\left[-\frac{(x - x_0)^2}{2\Delta x_0} + \frac{ixp_0}{\hbar_{\text{eff}}}\right], \quad (18)$$

centered at $x_0 \in [0, L]$ with $p_0 = 0$ and $\Delta x_0 = \hbar_{\text{eff}}/\Delta p_0$, where $\hbar_{\text{eff}} \equiv 2\hbar k^2 T/(\pi M)$ is the effective Planck constant characterizing the “quanticity” degree of the system.

The strength of DL is quantified by the difference between the classical and quantum mechanical momentum distributions $\Delta p_{C-Q} \equiv \Delta p_C - \Delta p_Q$, being

$$\Delta p_i \equiv \frac{\sqrt{\langle p_i^2 \rangle - \langle p_i \rangle^2}}{2\hbar_{\text{eff}} k}, \quad i = \{C, Q\}, \quad (19)$$

the normalized root-mean-square momentum widths. Recall that the larger Δp_{C-Q} , the stronger the DL.

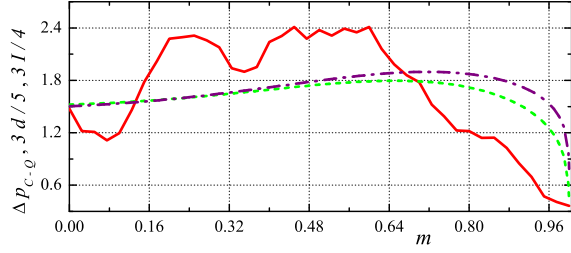


Figure 3. Difference between the classical and quantum mechanical momentum distributions Δp_{C-Q} (solid red line), normalized width of the chaotic layer $3d/5$ given by Eq. (13) (dashed green line), and the normalized force impulse $3I/4$ given by Eq. (4) (dashed-dotted purple line) vs. the shape parameter m . The values of the fixed parameters are: $\kappa = 0.36$, $\lambda = 2$, $\hbar_{\text{eff}} = 0.16$.

In order to demonstrate that the force impulse is a relevant quantity properly controlling DL, we show in Fig. 2 the classical, Δp_C , and quantum, Δp_Q , momentum distributions as a function of λ , as well as the difference, Δp_{C-Q} , for four different values of m , i.e. four different modulation waveforms. As it can be seen, the numerical results confirm that one needs larger values of the modulation amplitude λ to obtain a noticeable DL as the force impulse (as a function of m) decreases from its maximum value at $m = m_{\text{max}}^I \simeq 0.717$.

In Fig. 3, we show the difference between the classical and the quantum momentum distributions, Δp_{C-Q} , as a function of the shape parameter, m , keeping the rest of the parameters (κ , λ , \hbar_{eff}) fixed. In this figure, we have superimposed the chaotic layer width in energy (4) and the force impulse. As it is shown, Δp_{C-Q} presents its maximum values over a range $0.45 \lesssim m \lesssim 0.6$, which is close to the impulse maximum m_{max}^I [cf. Fig. 1(b)]. Although not shown in Fig. 3, the three plotted quan-

tities vanish in the limit $m \rightarrow 1$. Moreover, it is also important to remark the excellent agreement that exists between the chaotic layer width and the force impulse, that nearly coincide when adequately scaled. Thus, we can unambiguously conclude the correlation existing between these two quantities characterizing, respectively, the degree of chaoticity of the system and the AC force.

To further demonstrate the influence of the modulation waveform on DL, we show PSOSs for three different representative values of m in Fig. 4 (top panel). These PSOSs have been stroboscopically computed at times multiples of the force period $T = 2\pi$. One sees that the modulation waveform, and hence the force impulse, does not only have a great influence on the the DL strength, but also on the phase space structures of the system. Thus, for $m = 0$ –a value of m for which DL clearly occurs– there are only very tiny islands of regularity (leftmost panel), which are drastically reduced over the range of maximum strength of DL, as for $m = 0.55$ for example (central panel). Finally, for values of m which are sufficiently close to 1, as for $m = 0.9999$ (rightmost panel), DL is very weak, while the area occupied by regularity islands becomes even larger as $m \rightarrow 1$. Clearly, this confirms the predicted DL scenario.

B. Influence of the modulation waveform on the quantum dynamics

In this section we show how the quantum dynamics of our system, as it happens in general, is dramatically influenced by the underlying classical structures and, as a consequence, by the modulation waveform. To demonstrate this effect, we calculate QSOSs for some representative values of the shape parameter m . Similarly to the classical PSOSs, we stroboscopically computed these QSOSs at multiples of the force period, $T = 2\pi$, using the Husimi quasi-probability distribution [18]

$$\mathcal{H}(x, p, t) = \left| \int_{-\infty}^{\infty} \exp \left\{ -\frac{(x-z)^2}{2\alpha} - i \frac{zp}{\hbar_{\text{eff}}} \right\} \psi(z, t) dz \right|^2, \quad (20)$$

with $\alpha = 3$. This expression can be rewritten as a sum of infinite terms, due to the existing periodic boundary conditions, as

$$\mathcal{H}(x, p, t) = \left| \sum_{n=-\infty}^{\infty} \int_0^{2\pi} \exp \left\{ -\frac{[x - (z + 2\pi n)]^2}{2\alpha} - i \frac{(z + 2\pi n)p}{\hbar_{\text{eff}}} \right\} \psi(z + 2\pi n, t) dz \right|^2, \quad (21)$$

although the calculation is effectively limited to the first three or four terms due to the gaussian decay.

By averaging the QSOS over the times used in the calculation of the corresponding classical PSOS, we can quantum mechanically *unfold* the phase space structure of the system, which consists of a mix of islands of regularity and regions of stochasticity. Moreover, this averaged

QSOS can be directly compared with the corresponding classical PSOS. Some results for different representative values of the parameter m are shown in Fig. 4 (bottom panels), where the QSOSs after averaging over 50 modulation periods for a coherent state (18) centered at

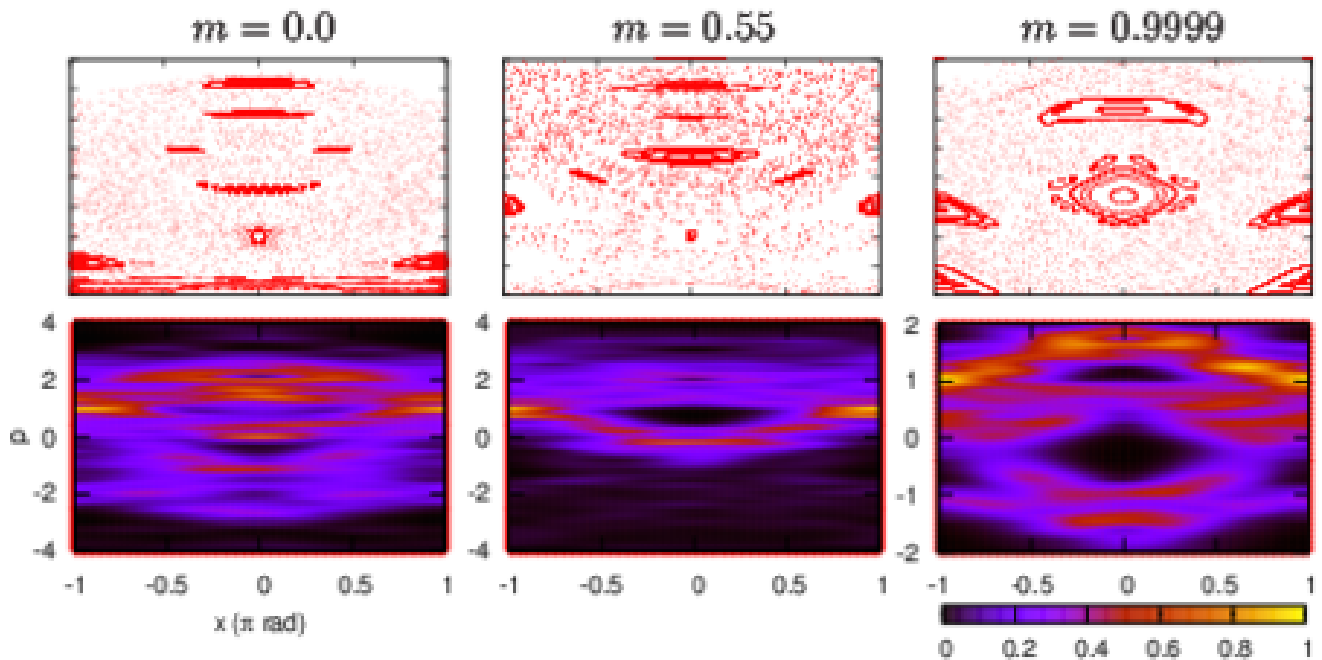


Figure 4. Poincaré surfaces of section (top) and Husimi based quantum surfaces of section (bottom) obtained from the wave function given by Eq. (18) with $x_0 = \pi$ and $p_0 = 1$ averaged stroboscopically over 50 time periods for different values of m : $m = 0$ (left), $m = 0.55$ (center), and $m = 0.9999$ (right).

$(x_0, p_0) = \pi, 1$ are depicted. This initial condition gives rise to a classically chaotic trajectory. One sees that, the three QSOSs appear all spread out over the corresponding chaotic regions of phase space. Also notice how the probability density does not enter into the regions where the motion is regular, since the corresponding tori and resonant islands act as total barriers both for the classical motion and the flow of quantum probability across. This effect is clearly more noticeable as m is increased, i.e. when larger portions of phase space become regular. As a consequence, the QSOSs mimic to a great extent the corresponding classical PSOSs. One point is worth mentioning here. If we had propagated the initial wave functions for a much longer time, the corresponding QSOSs would have entered to some extent inside these regions of regularity due to the usual quantum tunneling.

Let us consider now the quantum dynamics associated with other types of classical motion. When the wave function is initially localized at a point associated with a regular classical trajectory, whose dynamics is then confined to the corresponding invariant tori or chain of islands, the quantum quasiprobability density behaves accordingly, thus remaining well localized in the neighborhood of the tori (except, again, for very long times when quantum tunneling becomes noticeable). An example is depicted in Fig. 5, where we show the QSOS corresponding to a wave function for $m = 0.9999$ and $(x_0, p_0) = (0, -0.805)$. This initial condition generates a classical trajectory in the chain of islands associated with a 7:3 resonance (see the corresponding PSOS in Fig. 5). One sees that the localized wave function jumps

over three of the islands at the instants $t = T, 2T, \dots, 7T$ and returns close (although with some accumulated delay) to the initial position at $t = 8T$. Note that this is the behavior expected from the dynamics associated with the 7:3 classical resonance.

It is worth noting that if we add all the QSOSs distributions shown in Fig. 5 and renormalize the total, we get a new distribution highly localized on the corresponding classical PSOS. This total distribution is depicted in Fig. 6(a), where the described effect is clearly visible. Figures 6(b)-(f) show similar results for QSOS localized on other relevant regular structures existing in the classical PSOS of Fig. 4 for $m = 0.9999$. For this purpose, we have used wave functions launched at suitable initial conditions in phase space, and we have (stroboscopically) averaged the obtained QSOS over $50T$. One sees that these averaged QSOS appear respectively localized on a tori around the central fixed point $(x, p) = (0, 0)$ [Fig. 6(b)], on a tori around the phase space point $(0, 2)$ [Fig. 6(c)], on the 5:1 chain of islands around the same point [Fig. 6(d)], on a tori around the border fixed point at $(\pm 1, -0.5)$ [Fig. 6(e)], and on a tori around the other border fixed point at $(\pm 1, -2)$ [Fig. 6(f)]. In all cases, the QSOSs completely mimic the structure of the classical phase space. This clearly demonstrates the importance of this classical structures for the quantum motion. It is worth mentioning that similar results to those presented here have been obtained for other values of the shape parameter m .

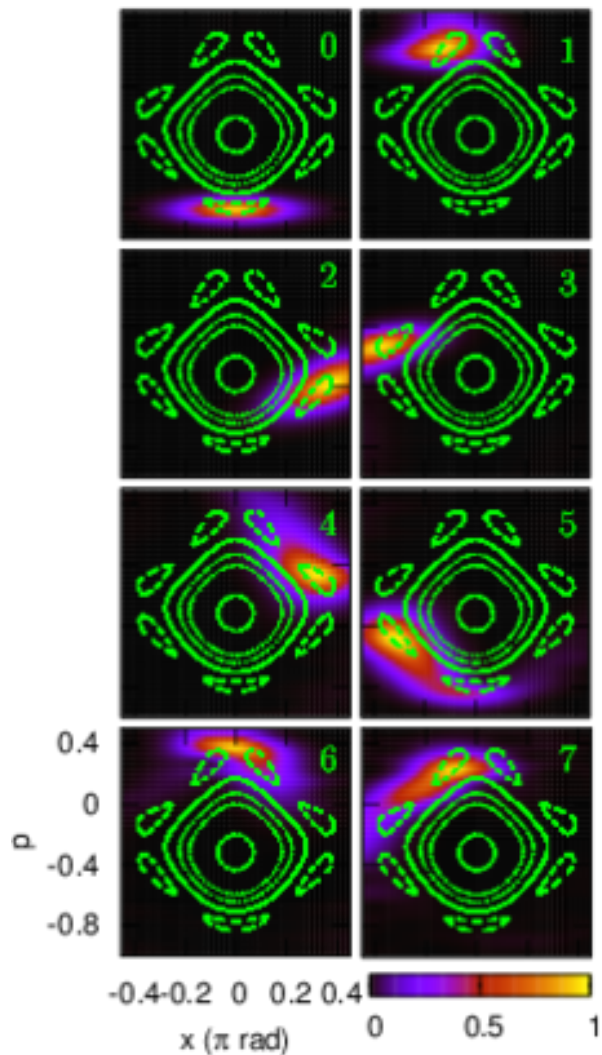


Figure 5. Husimi based quantum surface of section (21) for the wave function (18) launched at $(x_0, p_0) = (0, -0.805)$ for $m = 0.9999$. The corresponding classical Poincaré surface of section has been represented superimposed in green dots. The number at the top right corner of each panel indicates the elapsed time in units of the modulation period $T = 2\pi$.

IV. CONCLUSIONS AND FINAL REMARKS

Summarizing, in this paper it has been shown for AC-driven space-periodic Hamiltonians that the impulse transmitted by the time-periodic force is an essential quantity to optimally control the wave-packet spreading associated with the phenomenon of dynamical localization. While this result holds for the wide class of AC forces having equidistant consecutive zeros, one expects it to be also valid for even more general class of time-

periodic forces, at least in the adiabatic regime [15]. This principle, which can be straightforwardly applied to other phenomena, such as field-induced barrier transparency [16] or quasi-energy band collapse [17], paves the way for optimum coherent control of diverse quan-

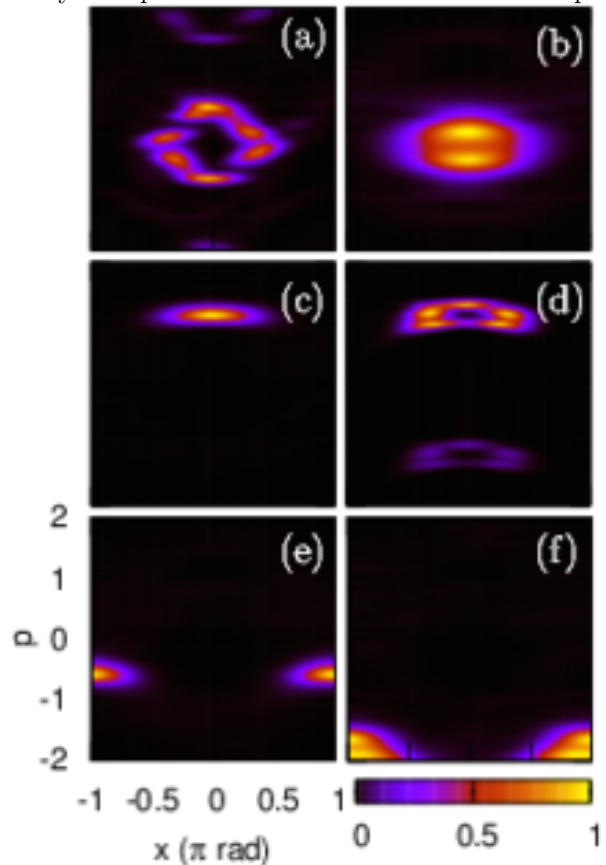


Figure 6. Long-time averaged Husimi based quantum surfaces of section corresponding to wave function (18) initially launched at different points in phase space for $m = 0.9999$. All the panels have been (stroboscopically) averaged over $50T$, except panels (a) and (d), which have been averaged over $7T$ and $5T$, respectively.

tum systems. Additionally, it has been shown that the classical invariant structures of phase space have a deep impact on the quantum dynamical behavior of the system, as the force impulse is varied.

ACKNOWLEDGEMENTS

This research has been supported by the Ministry of Economy and Competitiveness (MECC, Spain) under Contract Nos. MTM2012-39101, FIS2012-34902, and IC-MAT Severo Ochoa SEV-2011-0087, and Junta de Extremadura (JEx, Spain) through project N° GR10045.

-
- [1] A. Einstein, Deutsche Physikalische Gesellschaft Verhandlungen **19**, 82 (1917).
 - [2] G. Casati, B. V. Chirikov, F. M. Izrailev, and J. Ford, Lect. Notes Phys. **93**, 334 (1979).
 - [3] S. Fishman, D. R. Grempel, and R. E. Prange, Phys. Rev. Lett. **49**, 509 (1982).
 - [4] F. L. Moore, J. C. Robinson, C. Bharucha, P. E. Williams, and M. G. Raizen, Phys. Rev. Lett. **73**, 2974 (1994).
 - [5] R. Graham, M. Schlautmann, and P. Zoller, Phys. Rev. A **45**, R19 (1992).
 - [6] R. Chacón, Europhys. Lett. **77**, 30001 (2007).
 - [7] G. Abal, R. Donangelo, A. Romanelli, A. C. Sicardi-Schifino, and R. Siri, Phys. Rev. E **65**, 046236 (2002).
 - [8] L. E. Reichl, *The Transition to Chaos in Conservative Classical Systems: Quantum Manifestations* (Springer-Verlag, New York, 1992).
 - [9] G. Casati and B. V. Chirikov (eds), *Quantum Chaos between Order and Disorder* (Cambridge University Press, Cambridge, 1995).
 - [10] R. Chacón, F. Borondo, and D. Farrelly, Europhys. Lett. **86**, 30004 (2009).
 - [11] P. Hänggi and F. Marchesoni, Rev. Mod. Phys. **81**, 387 (2009).
 - [12] R. Chacón, J. Phys. A **40**, F413 (2007).
 - [13] R. Chacón, J. Phys. A **43**, 322001 (2010).
 - [14] A. J. Lichtenberg and M. A. Lieberman, *Regular and Chaotic Dynamics* (Springer-Verlag, Berlin, 1991).
 - [15] R. Chacón, M. Yu. Uleysky, and D. V. Makarov, Europhys. Lett. **90**, 40003 (2010).
 - [16] I. Vorobeichik, R. Lefebvre, and N. Moiseyev, Europhys. Lett. **41**, 111 (1998).
 - [17] D. H. Dunlap and V. M. Kenkre, Phys. Rev. B **34**, 3625 (1986).
 - [18] K. Husimi, Proc. Phys. Math. Soc. Jpn. **22**, 264 (1940).