

Localized shocks

Daniel A. Roberts,^a Douglas Stanford,^{b,c} and Leonard Susskind^b

^a *Center for Theoretical Physics and
Department of Physics, Massachusetts Institute of Technology
Cambridge, MA, USA*

^b *Stanford Institute for Theoretical Physics and
Department of Physics, Stanford University
Stanford, CA, USA*

^c *School of Natural Sciences, Institute for Advanced Study,
Princeton, NJ, USA*

drob@mit.edu, stanford@ias.edu, susskind@stanford.edu

Abstract

We study products of precursors of spatially local operators, $W_{x_n}(t_n) \dots W_{x_1}(t_1)$, where $W_x(t) = e^{-iHt}W_x e^{iHt}$. Using chaotic spin-chain numerics and gauge/gravity duality, we show that a single precursor fills a spatial region that grows linearly in t . In a lattice system, products of such operators can be represented using tensor networks. In gauge/gravity duality, they are related to Einstein-Rosen bridges supported by localized shock waves. We find a geometrical correspondence between these two descriptions, generalizing earlier work in the spatially homogeneous case.

Contents

1	Introduction	1
1.1	Some terminology	4
2	Qubit systems	4
2.1	Precursor growth	5
2.2	TN for multiple localized precursors	7
3	Holographic systems	12
3.1	Localized shock waves	12
3.2	Precursor growth	15
3.3	ERB dual to multiple localized precursors	17
4	Discussion	22
A	Localized shocks at finite time	23
B	Localized shocks in Gauss-Bonnet	25
C	Maximal volume surface and decoupled surface	26

1 Introduction

How is the region behind the horizon of a large AdS black hole described in the dual gauge theory? A number of probes of the interior have been proposed. These include two-sided correlation functions [1, 2, 3], mutual information and entropy [4, 5, 6], and the pullback-pushforward [7, 8] modification of the standard smearing function procedure [9, 10, 11, 12]. These probes work well for young black holes, but for older black holes, or for black holes in a typical state,¹ they do not appear to be helpful. One way of stating the problem is as follows: the gauge theory scrambles and settles down to static equilibrium in a short time, during which two sided correlations decay and mutual information saturates. On the other hand, an appropriately defined interior geometry of the black hole continues to grow for a much longer time [16]. What types of gauge theory variables can describe this growth?

Two possible answers have been suggested. Hartman and Maldacena [5] studied the time evolution of the thermofield double state and pointed out the relationship between

¹Arguments have been made that black holes in a typical state do not have an interior geometry [13, 14, 15]. We will not address typical states in this paper.

the growth of the interior and the growth of a tensor network (TN) description of the state. Building on this work and ideas of Swingle [17], Maldacena [16] suggested that the interior could be understood as a refined type of tensor network describing the state of the dual gauge theory. According to this picture, the overall length of the interior is proportional to size of the minimal tensor network that can represent the state.

A second suggestion focused on the evolution of the quantum state as modeled by a quantum circuit (QC). It was conjectured [18] that the length of the black hole interior at a given time is proportional to the computational complexity of the state at the same time. The computational complexity is the size of the minimal quantum circuit that can generate the state, and it is expected to increase linearly for a long time $\sim e^S$. In [19], two of us checked a refinement of this relationship for a family of states, corresponding to the spherical shock wave geometries constructed in [20].

There are strong reasons to think that the tensor network and quantum circuit descriptions are essentially the same thing. A QC is a special case of a TN. It has some special features, such as time-translation invariance and unitarity of the gates, which are not shared by the most general TN. But as noted in [5], these features are also necessary for a TN to be able to describe the black hole interior. Thus we will assume that the TN and QC representations are the same.

In this paper, we will continue exploring the relationship between tensor network geometry and Einstein geometry. We will work in the setting of two-sided black holes. Our hypothesis, following [16], is that the geometry of the minimal tensor network describing the entangled state is a coarse-graining (on scale ℓ_{AdS}) of the Einstein-Rosen bridge connecting the two sides. We will consider TN and Einstein geometry associated to products of localized precursor operators, each of the form

$$W_x(t_w) = e^{-iHt_w} W_x e^{iHt_w}. \quad (1)$$

For $t_w = 0$ this precursor is simply W_x , an operator local on the thermal scale. But as t_w advances, it becomes increasingly nonlocal. In a lattice system, such an operator can be represented in terms of tensor networks, and we will argue on general grounds that the characteristic TN geometry of a single precursor consists of two solid cones, glued together along their slanted faces. General products of precursor operators

$$W_{x_n}(t_n) \dots W_{x_1}(t_1) \quad (2)$$

can also be represented in terms of tensor networks, with geometries that we will characterize in § 2.

Spatially homogeneous precursors were analyzed using gauge/gravity duality in [21, 20, 22, 19]. Their action on a thermal state corresponds to adding a small amount of energy to an AdS black hole. As t_w increases, the stress energy is boosted and a gravitational shock wave is produced. Products of precursors create an intersecting network of shock waves behind the horizon [20]. In § 3, we will extend this analysis to the case of spatially localized precursor operators. We will study the spatial geometry of the two-sided black hole dual to $W_x(t_w)$, and find that it has the same “glued cone” geometry we inferred for the TN. More generally, we will see that the ERB geometry dual to multiple perturbations, local at different times and positions, agrees with the expected structure of the TN. More specifically, it agrees on scales large compared to ℓ_{AdS} . This generalizes [19] and provides a wide range of examples relating TN and Einstein geometry [16].

A central object in our analysis will be the size and shape of a precursor operator. In the spin chain and holographic systems that we study, precursors become space-filling, covering a region that increases outwards ballistically with respect to the time variable t_w . This behavior can be diagnosed using the thermal trace of the square of the commutator,

$$C(t_w, |x - y|) = \text{tr} \left\{ \rho(\beta) [W_x(t_w), W_y]^\dagger [W_x(t_w), W_y] \right\} \quad (3)$$

where $W_x(t_w)$ is the precursor, and W_y is a local operator at point y . For simplicity, let us consider unitary operators, so that the maximum of this quantity is two. We will define the size $s[W_x(t_w)]$ as the $(d - 1)$ dimensional volume of the region in y such that C is greater than or equal to one.² In the examples that we consider, this region consists of a ball centered at location x . We will define the radius of the operator $r[W_x(t_w)]$ as the radius of this ball.³

We will see that the radius increases linearly with t_w . In the spin chain system, we will check this numerically. In the large N holographic system, we will use the geometry of the localized shock wave to determine

$$r[W_x(t_w)] \approx v_B(t_w - t_*). \quad (4)$$

Here $t_* = \frac{\beta}{2\pi} \log N^2$ is the scrambling time, and the “butterfly effect speed” v_B is $\sqrt{\frac{d}{2(d-1)}}$ [21], where d is the spacetime dimension of the boundary theory. This expression is

²It would be more precise to optimize over all operators W_y at location y . However, for a suitably chaotic system, this step is not necessary: the butterfly effect suggests that any operator will do.

³It is important to distinguish growth from movement: the growing operator is not a superposition of operators at different locations. If this were the case, the commutator C might be nonzero in a large region, but it would be numerically small. The fact that the commutator is order one indicates that the operator $W_x(t_w)$ is sum of complicated products, each summand including nontrivial operators at most sites within the region of size $s[W_x(t_w)]$. This is the sense in which the operator is space-filling.

negative for times $t_w < t_*$, indicating that the W perturbation has not had an order one effect on any local subsystem. However, after the scrambling time, the precursor grows outwards at speed v_B ; this should be understood as the spread of the butterfly effect.

1.1 Some terminology

For the convenience of the reader we will list some terminology used in this paper.

- d refers to the space-time dimension of the boundary theory.
- t_* is the scrambling time $\frac{\beta}{2\pi} \log N^2$, where N is the rank of the dual gauge theory.
- A precursor $W(t_w)$ of an operator W is given by $e^{-iHt_w} W e^{iHt_w}$. A localized precursor $W_x(t_w)$ is a precursor of an approximately local operator W_x .
- A localized precursor $W_x(t_w)$ is associated to a region of influence, i.e. the region in which local operators have an order-one commutator with $W_x(t_w)$.
- The $(d-1)$ -volume of this region defines the size $s[W_x(t_w)]$. In a qubit model, the size indicates the number of qubits affected at $t=0$ by the action of a single qubit W_x a time t_w in the past.
- The radius of the affected region is $r[W_x(t_w)]$. Size and radius are related: size is the $(d-1)$ -volume of a ball of radius r . We will see $r \approx v_B(t_w - t_*)$, where v_B defines the speed at which the precursor grows.
- Σ_{max} is the spatial slice of maximal d -volume that passes through the ERB, from time $t=0$ on the left boundary, to $t=0$ on the right. Σ_{dec} is similarly defined, but it maximizes a functional obtained from the volume by dropping transverse gradients.

2 Qubit systems

Black holes of radius ℓ_{AdS} have entropy of order N^2 where N is the rank of the dual gauge group. This is the number of degrees of freedom of a single cutoff cell of the regulated gauge theory. We can think of such black holes as units out of which larger black holes are built. Technically this means that the gauge theory can be represented as a lattice of cells, and that in order to represent the thermal state at temperature T , the coordinate size of a cell should be no bigger than T^{-1} .

A perturbation applied to a degree of freedom on a specific site will evolve in two ways: it will spread out through the $N \times N$ matrix system through fast-scrambling dynamics, and it will spread out through the lattice. In previous studies of unit black holes, the focus was on operator growth in the fast-scrambling dynamics of a single cell. This paper is mostly about the complementary mechanisms of spatial growth on scales larger than T^{-1} . We can see the important phenomena by studying spatial lattices of low dimensional objects; namely qubits.

In this section, we will study precursors in a simple qubit system. In section 2.1, we will numerically simulate the system, and observe linear growth of the precursor as a function of time t_w . In section 2.2, we will use this pattern of growth to qualitatively analyze the geometry of the minimal tensor network for a product of precursor operators.

2.1 Precursor growth

The spin Hamiltonian we will use is an Ising system defined on a one-dimensional chain

$$H = - \sum_i Z_i Z_{i+1} + g X_i + h Z_i, \quad (5)$$

where X_i, Y_i, Z_i are the Pauli operators on the i th site, $i = 1, 2, \dots, n$. In our numerics, we use $n = 8$. We will consider two choices for the couplings: one for which the system is strongly chaotic ($g = -1.05$, $h = 0.5$) [23], and one for which it is integrable ($g = 1$, $h = 0$).

We will study the size of the precursor associated to Z_1 :

$$Z_1(t_w) = e^{-iHt_w} Z_1 e^{iHt_w}. \quad (6)$$

In this setting, where the operator begins at the endpoint of a one dimensional chain, size and radius are interchangeable. As a function of t_w , we define either as the number of sites i such that $\text{tr}[Z_1(t_w), A_i]^2$ is greater than or equal to one, with $A = X, Y$, or Z . The rate at which the operator grows can be controlled using the Lieb-Robinson bound for the commutator of local operators [24, 25, 26]. This bound states that

$$\|[W_x(t_w), W_y]\| \leq c_0 \|W_x\| \|W_y\| e^{c_1 t_w - c_2 |x-y|}, \quad (7)$$

where c_0, c_1, c_2 are constants that depend on the Hamiltonian. The norm is the operator (infinity) norm, and the bound is valid as long as the interactions decay exponentially (or faster) with distance. This bound implies that the radius of the operator can grow no faster than linearly, $r[Z_1(t_w)] < (c_1/c_2)t_w$.

It is not hard to see that some systems can saturate this linear behavior. A rather trivial example is the spin chain (5), with $g = 1$ and $h = 0$. This system is integrable for all g and can be solved by mapping to a system of free spinless Majorana fermions via the nonlocal Jordan-Wigner transformation (see e.g. [27]). This nonlocal mapping relates a_k , the fermion annihilation operator at site k , to spin operators of the form $X_1 X_2 \dots X_{k-1} Z_k$ and $X_1 X_2 \dots X_{k-1} Y_k$. The fact that the free fermions propagate linearly in time corresponds, in the spin variables, to a linear growth of the operator.⁴

This integrable system is clearly very special: even typically diffusive quantities such as energy density move ballistically. One might naively guess that the linear precursor growth is also exceptional, and that a chaotic system will exhibit slower (perhaps diffusive) growth. To show that this is not the case, we numerically analyze a chaotic version ($g = -1.05$, $h = 0.5$) of the same spin chain alongside the integrable model, and plot the size of the precursor in the right panel of Fig. 1. The size, according to the commutator definition, corresponds to the staircase plots. The rate of growth is clearly linear for both the chaotic (solid blue) and integrable (dashed blue) curves. The only significant difference occurs once the operator grows to the size of the entire chain—in the chaotic system it saturates and in the integrable system it begins to shrink.

The commutator is a useful measure of the size of the operator, but having an explicit numerical representation allows us to understand the growth in other ways. It is helpful to think about expanding $Z_1(t_w)$ in a basis of Pauli strings, e.g. $X_1 Z_2 Y_3 I_4 X_5 X_6 Y_7 Z_8 Y_9 \dots$. Starting from the simple operator Z_1 , such strings are generated by the Baker-Campbell-Hausdorff formula

$$Z_1(t_w) = W - it_w [H, Z_1] - \frac{t_w^2}{2!} [H, [H, Z_1]] + \frac{it_w^3}{3!} [H, [H, [H, Z_1]]] + \dots \quad (8)$$

For example, suppressing coefficients and site indices, one finds the sixth order term

$$[H, [H, [H, [H, [H, [H, Z]]]]] = X, Z, XX, XZ, YY, ZX, ZZ, IX, XXX, XXZ, \\ XYY, XZZ, YXY, YYZ, ZXZ, XXXZ. \quad (9)$$

As t_w increases, high order terms in the BCH expansion become important, corresponding to longer and more complicated Pauli strings.

To quantify this growth, we will group together Pauli strings according to their length. We define the length of a Pauli string as the highest site index that is associated to a

⁴This is an interesting case where growth and movement are related, despite footnote 3. The reason this is possible is that the change of variables is nonlocal.

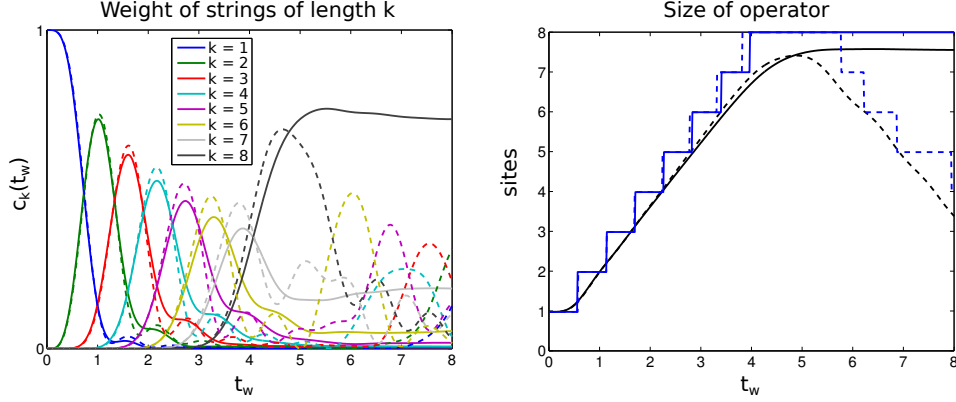


Figure 1: Ballistic growth of the operator $Z_1(t_w)$, evolved with the chaotic $g = -1.05$, $h = 0.5$ Hamiltonian (solid) and the integrable $g = 1$, $h = 0$ Hamiltonian (dotted). **Left:** $c_k(t)$ is the sum of the squares of the coefficients of Pauli strings of length k in $Z_1(t_w)$. Notice that the integrable and chaotic behavior is rather similar until the strings grow to reach the end of the chain ($n = 8$ spins). **Right:** for both types of evolution, the size grows linearly until it approaches the size of the system. After this point, the chaotically-evolving operator saturates, while the integrably-evolving operator begins to shrink. The blue “staircase” curves show the size $s[Z_1(t_w)]$. The smooth black curves show $s_2[Z_1(t_w)] \propto \sum_k k c_k(t_w)$.

non-identity Pauli operator. For example, the length of $X_1 I_2 Y_3$ is three. Given a Pauli string representation of an operator, we define c_k as the sum of the squares of coefficients of all Pauli strings of length k . We plot the $\{c_k\}$, as a function of t_w , in the left panel of Fig. 1. Again, the chaotic and integrable systems track each other well until the operator becomes roughly as large as the entire system. Using these coefficients, we can define a smoother notion of size by taking

$$s_2[Z_1(t_w)] = \frac{\sum_k k c_k(t_w)}{\sum_k c_k}. \quad (10)$$

This is plotted as the black curves in the right panel of Fig. 1. It agrees fairly well with the staircase definition using the commutator. The initial delay in the growth is due to the fact that Z_1 needs to be converted to Y_1 before the strings can grow in length. This can be thought of as the time to “scramble” a single site.

2.2 TN for multiple localized precursors

In this section, we will assume that precursor operators grow at a rate v_B . That is, $r[W_x(t_w)] = v_B t_w$. We will use this pattern of growth to characterize the tensor networks




Figure 2: The tensor network description of the identity operator (left) and operators e^{-iHt} with successively larger t .

associated to a product of localized precursors. To begin, let us review the TN geometry associated to the time evolution operator e^{-iHt} . This is illustrated in Fig. 2 for a quantum system of eleven sites. Each diagram represents a formula for $[e^{-iHt}]_{mn}$, with different values of t . The line endpoints on the left represent the tensor decomposition of the m index into eleven indices m_1, \dots, m_{11} , and the line endpoints on the right represent the n index as n_1, \dots, n_{11} . Line segments correspond to Kronecker delta contractions. Thus the figure at the far left is a formula for the identity matrix: $I_{mn} = \delta_{m_1 n_1} \delta_{m_2 n_2} \dots \delta_{m_{11} n_{11}}$.

Intersections of lines represent a tensor with rank equal to the number of lines. In the figure, we have only four-fold intersections, corresponding to tensors $t_{i_1 i_2 i_3 i_4}$. The grids of intersecting lines represent a particular contraction of a large number of these tensors. It is known that time evolution by a local Hamiltonian can be represented in terms of such networks, using a technique known as Trotterization.

We have presented the TN as giving a formula for an operator, but we can also think about it as a formula for an entangled pure state of two quantum systems L and R . In this interpretation, the left ends correspond to indices in the L system, and the right ends correspond to indices in the R system. Contracting the tensors gives the wave function. This is an example of a general correspondence: an operator A_{mn} can be understood as the wave function for a state given by acting with the operator A on one side of a maximally entangled state: $|A\rangle = A \sum_i |i\rangle |i\rangle = \sum_{mn} A_{mn} |m\rangle |n\rangle$.

Thought about either way, the basic feature of this network is that it grows linearly with time. The work of [5] pointed out the relationship between this linear growth and the geometry of the Einstein-Rosen bridge of the time-evolved thermofield double state $e^{-iHt}|TFD\rangle$.

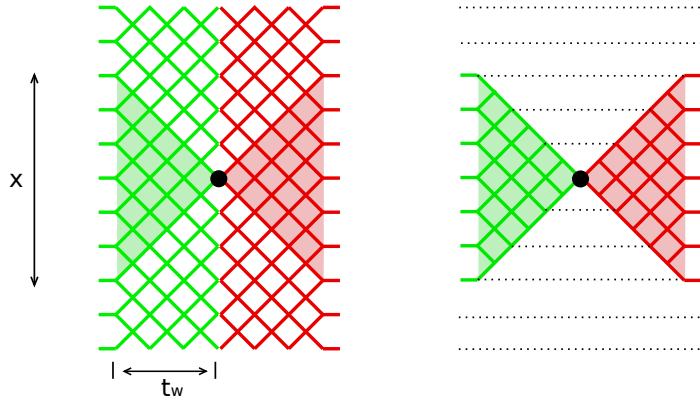


Figure 3: **Left:** the naive tensor network describing a precursor operator $e^{-iHt_w} W e^{iHt_w}$. The red network represents backwards time evolution, the black dot represents the local operator W , and the green network represents forwards time evolution. Shading indicates the region affected by the linearly growing W insertion. In the unshaded region, the forwards and backwards evolutions cancel. **Right:** the network after removing tensors that cancel. The dotted lines indicate contractions; their endpoints should be identified.

One precursor

Let us now understand the tensor network for a single precursor operator $W_x(t_w)$. The structure is illustrated in Fig. 3. Concatenation of tensor networks represents multiplication of operators, and in the left panel, we have a naive TN for the operator, in which we simply concatenate the networks for e^{-iHt_w} , W_x , and e^{iHt_w} . The tensor network for the W operator is the identity on all sites except for the central one, represented by the dot. This naive tensor network is an explicit representation of a time-fold [8, 28], where we evolve backwards in time, insert the operator, then evolve forwards again. As in [19], we can simplify the network by considering the partial cancellation between e^{-iHt_w} and e^{iHt_w} . If we had not inserted the W_x operator, the cancellation would be complete. This means that we can remove the tensors in the region that is not affected by the linearly growing precursor. After doing so, we obtain the simpler network shown in the right panel of Fig. 3.⁵

This “minimalized” tensor network can be understood in terms of a position-dependent time-fold. Because the region of influence of the operator grows outwards at a rate v_B , at distance $|x|$ from the insertion of the operator, we only need to include a time fold of length $t_w - |x|/v_B$; the rest of the fold cancels. The minimalized TN geometry in Fig. 3

⁵D.S. is grateful to Don Marolf for pointing out an error in a previous version of this argument.

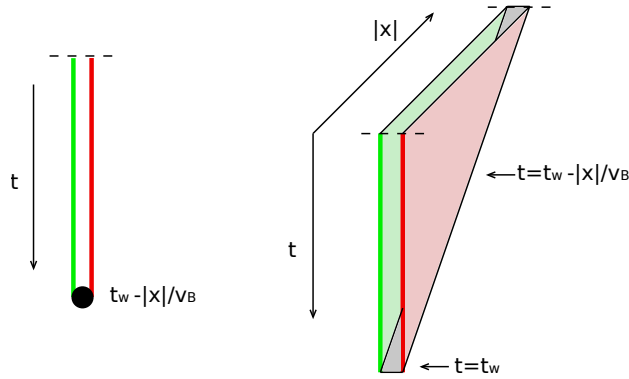


Figure 4: Fibering the position-dependent time fold over the x space gives the minimalized TN. The geometry at right is equivalent to the right panel of Fig. 3.

can be constructed as the fibration of this position-dependent fold over the x space, as shown in Fig. 4. This procedure extends to higher dimensions, where one finds a geometry consisting of two solid cones, glued together along their slanted faces.

Multiple precursors

Now, consider a product of n localized precursor operators⁶

$$W_{x_n}(t_n) \dots W_{x_1}(t_1) = e^{-iHt_n} W_{x_n} e^{iHt_n} \dots e^{-iHt_1} W_{x_1} e^{iHt_1}. \quad (11)$$

As before, we can form a naive TN by simply concatenating the networks for each of the W and $e^{\pm iHt}$ operators on the RHS. To form the minimalized TN, we cancel adjacent regions of forward and backward evolution outside the influence of any insertion. This procedure is explicit, but it becomes complicated as the number of operators increases, as their insertion positions are varied, and for systems with spatial dimension larger than one. Even with three operators, the geometry can be rather nontrivial, as shown in Fig. 5.

In order to compare with holography, it will be useful to emphasize the representation of the minimalized TN using position-dependent time-folds. Let us begin with the case where all operators are localized at $x = 0$. We define the position-dependent time fold as follows. At $x = 0$, we simply have the folded time axis defined by the times t_1, \dots, t_n , as in the spherically symmetric case studied in [19]. Depending on the configuration of times, this will have $k \leq n$ folds, and $(n - k)$ through-going insertions (see [19]). As $|x|$ increases,

⁶We emphasize that the times t_i are not necessarily in time order. In fact, the most interesting case is the one in which the differences between adjacent times alternate in sign.

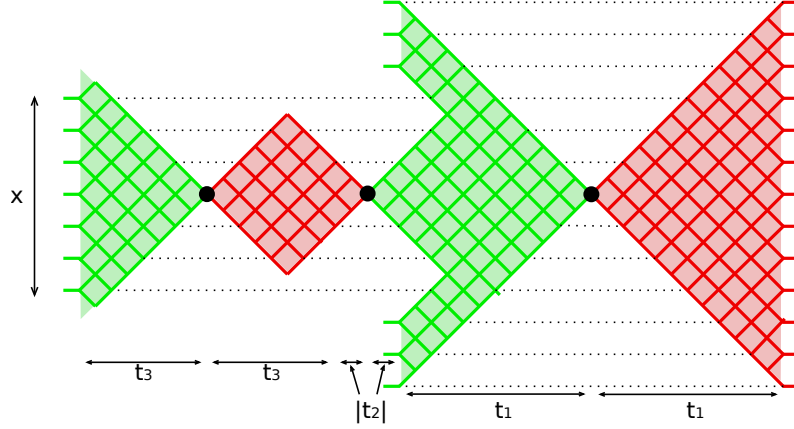


Figure 5: The minimal tensor network describing a product of three precursor operators $\mathcal{O} = W(t_3)W(t_2)W(t_1)$ inserted at the same spatial point and with $0 < -t_2 < t_3 < t_1$.

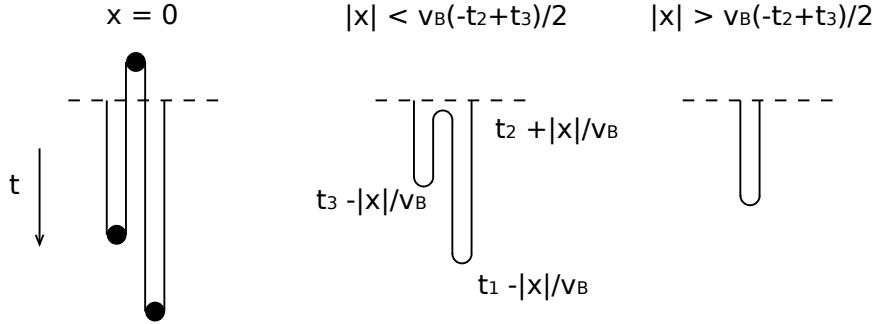


Figure 6: Slices of the x -dependent time-fold for the product of three local precursor operators inserted at $x = 0$ with $0 < -t_2 < t_3 < t_1$. As $|x|$ increases, the folds are pulled inwards. Eventually the second and third folds merge, leaving a single fold.

each fold gets pulled inwards, by an amount $|x|/v_B$; that is, the time location of the fold associated to operator j becomes $t_j \pm |x|/v_B$, with a sign that depends on the direction of the fold. This reflects the fact that as we move farther from the insertion, there is additional cancellation between forwards and backwards time evolution. At certain special values of $|x|$, pairs of folds will merge and annihilate, leaving behind two fewer folds (Fig. 6). This procedure defines a folded time axis as a function of x . Fiberizing this geometry over the x space gives the geometry of the minimalized tensor network.

In the case where the operators are localized at general positions $\{x_j\}$, the procedure is slightly more complicated. To define the position-dependent fold at location x , we begin with the position-independent time fold, passing through insertions at times $\{t_j\}$. We then

replace each t_j by a new variable τ_j , and we minimize the length of the folded time axis subject to two constraints: first, the time fold must pass through each τ_i in order; second, the $\{\tau_i\}$ must satisfy $|\tau_j - t_j| \leq |x - x_j|/v_B$. The minimalized TN is the fibration of this time fold over the x space. In general, it consists of flat regions glued together at the loci of the folds.

3 Holographic systems

In this section, we will use holography to study the dynamics of precursors. The analysis will be highly geometric: the action of a precursor on the thermofield double state generates a gravitational shock wave that distorts the Einstein-Rosen bridge, as in [21]. By analyzing the transverse profile of this shock wave, in section 3.2, we will be able to estimate the commutator with other operators, and thus the size of the precursor as a function of time. In section 3.3, we will study the geometry dual to a product of local precursor operators. We will find a detailed match with the geometry of the corresponding tensor networks, characterized in section 2.2.

3.1 Localized shock waves

Let us start by reviewing the AdS black hole dual to the thermofield double state $|TFD\rangle$ of two CFTs L and R [29].⁷ Planar AdS black holes have only one scale, namely ℓ_{AdS} , and we can write the metric in terms of dimensionless coordinates as

$$ds^2 = \ell_{AdS}^2 \left[-f(r)dt^2 + f^{-1}(r)dr^2 + r^2 dx^i dx^i \right] \quad (12)$$

$$f(r) = r^2 - r^{2-d}, \quad (13)$$

where i runs over $(d-1)$ transverse directions. It will be convenient to use the smooth Kruskal coordinates, u and v , which are defined in terms of r and t by

$$uv = -e^{f'(1)r_*(r)}, \quad u/v = -e^{-f'(1)t}, \quad (14)$$

⁷We should clarify the role of the thermofield double state and the background black hole geometry. Why couldn't we study the same problem with vacuum AdS as the background? The answer is that matrix elements of the precursor, and its commutators with other operators, depend on the energy. Near the vacuum, the dynamics is integrable. The relevant commutators might be large as operators, but they have small expectation value in the vacuum state (this can be seen explicitly in the spin model numerics). The black hole geometry allows us to study nontrivial matrix elements.

where the tortoise coordinate is $r_*(r) = \int_{\infty}^r dr' f^{-1}(r')$. In terms of these Kruskal coordinates, the black hole metric can be written

$$ds^2 = \ell_{AdS}^2 \left[-A(uv) du dv + B(uv) dx^i dx^i \right] \quad (15)$$

$$A(uv) = -\frac{4}{uv} \frac{f(r)}{f'(1)^2} \quad B(uv) = r^2. \quad (16)$$

The horizon of the black hole is at $r = 1$, or $uv = 0$. The inverse temperature is $\beta = 4\pi/d$.

Following [21], we will act on the thermofield double state with a precursor of an operator in the L CFT:

$$W_x(t_w)|TFD\rangle = e^{-iH_L t_w} W_x e^{iH_L t_w} |TFD\rangle, \quad (17)$$

where the W_x operator is an approximately local, thermal scale operator acting near location x on the left boundary. We would like to understand the geometry dual to this state.⁸ If the time t_w is not large, then the geometry will not be substantially affected by the perturbation. However, Schwarzschild time evolution acts near the horizon as a boost, and as we make the Killing time t_w of the perturbation earlier, its energy in the $t = 0$ frame gets boosted $\propto e^{2\pi t_w/\beta}$. When this exceeds the G_N suppression from the gravitational coupling, $t_w \sim t_* = \frac{\beta}{2\pi} \log N^2$, the geometry will be affected.⁹

If G_N is small, then the boost must be large in order to overcome the suppression. The associated stress energy distribution is highly compressed in the u direction and stretched in the v direction. We can replace this by a stress tensor localized on the $u = 0$ horizon,

$$T_{uu} = \frac{E}{\ell_{AdS}^{d+1}} e^{2\pi t_w/\beta} \delta(u) a_0(x), \quad (18)$$

where E is the dimensionless asymptotic energy of the perturbation, and a_0 is a function concentrated within $|x| \lesssim 1$, with integral of order one. The precise form of a_0 depends on details of the perturbation, as well as the propagation to the horizon.

The backreaction of this matter distribution is extremely simple. It was worked out first in [34] for the case of a flat space Schwarzschild black hole, and by [35, 21] for AdS

⁸In order to have a well defined notion of geometry, we will should consider a coherent operator W built out of a large but fixed number (e.g. 100) of quanta. However an operator corresponding to even a single quantum will lead to similar effects on the commutator that we estimate below; the metric should be understood in the single-particle case as giving the eikonal phase [30].

⁹This potential important of this time scale was first noticed by [31]. The connection to scrambling was made in [32], and the connection to gauge/gravity duality was made in [33]. This connection was made precise in [21].

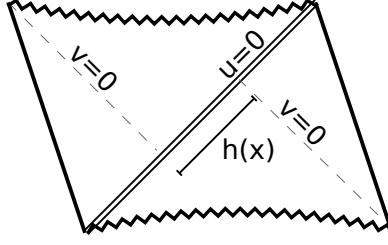


Figure 7: A constant x slice through the one-shock geometry. The geometry consists of two halves of the eternal AdS black hole, glued together with a null shift of magnitude $h(x)$ in the v direction. The shock lies along the surface $u = 0$. In the coordinates (19), the surface $v = 0$ is discontinuous.

black holes. The idea is to consider a shock wave ansatz of the form¹⁰

$$ds^2 = \ell_{AdS}^2 \left[-A(uv)dudv + B(uv)dx^i dx^i + A(uv)\delta(u)h(x)du^2 \right]. \quad (19)$$

This metric can be understood as two halves of the AdS black hole, glued together along $u = 0$ with a shift of magnitude $h(x)$ in the v direction (see Fig. 7). By evaluating the curvature of this metric (setting $u\delta'(u) = -\delta(u)$ and $u^2\delta(u)^2 = 0$) and plugging into Einstein's equations, we find a solution if

$$(-\partial_i \partial_i + \mu^2) h(x) = \frac{16\pi G_N}{A(0)\ell_{AdS}^{d-1}} E e^{\frac{2\pi}{\beta} t_w} a_0(x), \quad (20)$$

where $\mu^2 = \frac{d(d-1)}{2}$. For $|x| \gg 1$, the solution to this equation will depend only on the integral of $a_0(x)$, which we can replace with a delta function. The differential operator in Eq. (20) can then be inverted in terms of Bessel functions. Expanding for large $|x|$, and assuming a thermal-scale initial energy E , we find the solution

$$h(x) = \frac{e^{\frac{2\pi}{\beta}(t_w - t_*) - \mu|x|}}{|x|^{\frac{d-2}{2}}}, \quad (21)$$

where the scrambling time $t_* = \frac{\beta}{2\pi} \log \frac{c\ell_{AdS}^{d-1}}{G_N} \approx \frac{\beta}{2\pi} \log N^2$ has been defined with c chosen to absorb certain order-one constants. For $|x| \lesssim 1$, the approximation of a_0 by a delta function is incorrect; the power-law singularity in the denominator should be smoothed out.

The strength of the shock wave is exponentially growing as a function of t_w , reflecting the growing boost of the initial perturbation. However, it is exponentially suppressed as

¹⁰For finite t_w , the metric will not be exactly of this type. Corrections are analyzed in appendix A.

a function of x . In the next section, we will use the interplay of these exponentials to determine the growth of the precursor operator $W_x(t_w)$.

3.2 Precursor growth

To measure the size of the precursor, let us consider the expectation value of the commutator-squared

$$C(t_w, |x - y|) = \text{tr} \left\{ \rho(\beta) [W_x(t_w), W_y]^\dagger [W_x(t_w), W_y] \right\}, \quad (22)$$

where $\rho(\beta)$ is the thermal density matrix. To simplify the analysis, we will consider the setting in which (i) W_x and W_y are both unitary operators, so that $0 \leq C \leq 2$, and (ii) they correspond to different bulk fields. As before, we will define the radius of the operator at time t_w as the maximum distance $|x - y|$ such that $C(t_w, |x - y|)$ is equal to one.

To calculate the above expectation value we will follow the procedure used by Ref. [20] in the spherical shock case. Similar calculations were also previously done by [36, 37]. Using the purification by the thermofield state, we can write

$$C(t_w, |x - y|) = \langle TFD | [W_x(t_w), W_y]^\dagger [W_x(t_w), W_y] | TFD \rangle \quad (23)$$

$$= 2 - 2\text{Re} \langle \psi | \psi' \rangle, \quad (24)$$

where $|\psi\rangle = W_x(t_w)W_y|TFD\rangle$ and $|\psi'\rangle = W_yW_x(t_w)|TFD\rangle$. It is helpful to think about this inner product in the $t = 0$ frame, in which the W_x perturbation is highly boosted, and the W_y perturbation is not. Let us suppose that t_w is not too large, so the relative boost is a small fraction of the Planck scale. Then the W_x operator creates a mild shock wave, and the W_y operator creates a field theory disturbance that propagates on this background. The difference between applying the W_y operator before or after the W_x operator is a null shift in the v direction of magnitude $h(y - x)$ [20]. The inner product of the states $|\psi\rangle$, $|\psi'\rangle$ then reduces to the following question: if we take the field theory state corresponding to the W_y perturbation and shift it by $h(x - y)$ in the v direction, what is its overlap with the original unshifted state?

If the strength of the shock is sufficiently weak, the shift is small and the overlap is close to one; we recover a small commutator. However, once $h(x - y) \sim 1$ the shift becomes of order the typical wavelength in the field theory excitation created by W_y , and the inner product begins to decrease. Because the strength of the shock is exponential in t_w , the overlap will be quite small within a few thermal times. At order one precision, we can therefore determine the size of the operator by setting the formula (21) equal to one. We

find (for perturbations with order one energy E)

$$r[W_x(t_w)] = \frac{2\pi}{\beta\mu} t_w - \frac{1}{\mu} \log N^2 - O(\log t_w) \quad (25)$$

$$= v_B(t_w - t_*) - O(\log t_w), \quad (26)$$

where $t_* = \frac{\beta}{2\pi} \log N^2$ and [21]

$$v_B = \frac{2\pi}{\beta\mu} = \sqrt{\frac{d}{2(d-1)}}. \quad (27)$$

Here, d is the space time dimension of the boundary theory. The radius is negative for t_w less than the scrambling time t_* , indicating that the commutator is small everywhere. However, for larger values of t_w , the region of influence spreads ballistically, with the velocity v_B . This is the speed at which precursors grow, or equivalently, the speed at which the butterfly effect propagates.

It is interesting to compare this speed with v_E , the rate at which entanglement spreads. On rather general grounds, entanglement should spread no faster than the commutator of local operators.¹¹ The speed v_E was recently computed by [5, 6] for holographic systems dual to Einstein gravity, with the result

$$v_E = \frac{\sqrt{d}(d-2)^{\frac{1}{2}-\frac{1}{d}}}{[2(d-1)]^{1-\frac{1}{d}}}. \quad (28)$$

One can check that $v_B \geq v_E$, with equality at $d = 1 + 1$.

The speed v_B will be corrected in bulk theories that differ from Einstein gravity. Stringy effects are considered in [38]. In appendix B, we work out the shock solutions in Gauss-Bonnet gravity¹². The result for $d \geq 4$ is that the velocity is corrected to

$$v_B(\lambda_{GB}) = \frac{1}{2} \sqrt{1 + \sqrt{1 - 4\lambda_{GB}}} \sqrt{\frac{d}{d-1}} \quad (29)$$

$$= \left(1 - \frac{\lambda_{GB}}{2} + \dots\right) v_B. \quad (30)$$

This speed increases for negative λ_{GB} , and it exceeds the speed of light (in $d = 4$) for $\lambda_{GB} < -3/4$. In fact, Gauss-Bonnet gravity is known to violate boundary causality for $\lambda_{GB} < -0.36$ [39]. (In fact the recent work of [40] shows that maintaining causality requires an infinite number of massive higher spin fields for any nonzero value of λ_{GB} .)

¹¹We are grateful to Sean Hartnoll for emphasizing this point to us.

¹²We are grateful to Steve Shenker for suggesting this.

3.3 ERB dual to multiple localized precursors

In this section, we will characterize the geometry dual to a product of localized precursor operators,

$$W_{x_n}(t_n)\dots W_{x_1}(t_1)|TFD\rangle. \quad (31)$$

Following [41], Ref. [20] showed how to construct states of this type in the spatially homogeneous case, building the geometry up one shock at a time. If the masses of the perturbations are small and the times are large, the geometry consists of a number of patches of AdS-Schwarzschild, glued together along their horizons, with null shifts $h_1\dots h_n$ determined by the times $t_1\dots t_n$. For spatially localized perturbations, there are two differences: first, the null shifts depend on the transverse position $h_1(x)\dots h_n(x)$ and second, the geometry after shocks collide is not generally known. These regions will not substantially affect our analysis, for reasons explained below.

The point we will emphasize is that the intrinsic geometry of the maximal spatial slice¹³ through the ERB, Σ_{max} , agrees with the geometry of the corresponding TN on scales large compared to ℓ_{AdS} . In general, the geometries dual to (31) do not have any symmetry, and finding the maximal surface exactly would require the solution of a nonlinear PDE. In order to understand the large-scale features of Σ_{max} , we use the following fact: in the exact AdS-Schwarzschild geometry, maximal surfaces within the ERB are attracted to a spatial slice defined by a constant Schwarzschild radius $r = r_m$. This was first pointed out (for co-dimension two surfaces) in [5], and we will refer to the attractor surface as the Hartman-Maldacena (HM) surface.

Within each patch of a multi-shock wormhole, the maximal surface hugs the HM surface of that patch. As Σ_{max} passes through a shock connecting adjacent patches, it transitions from one HM surface to the next. Due to the lack of symmetry, we will not be able to determine Σ_{max} in this transition region. However, the transition takes place over an intrinsic distance of order ℓ_{AdS} . Each HM surface is intrinsically flat, so the surface Σ_{max} consists of approximately flat regions, joined by curved regions of size $\sim \ell_{AdS}$. The flat regions grow large in proportion to the time between W insertions. We will calculate their size and shape, in the limit that they become large, and match to the geometry of the TN associated to (31).

Before we begin, let us make one more technical comment. In the analysis below, we

¹³The timelike interval inside the ERB remains of order ℓ_{AdS} , even as the shocks make the total spatial volume very large. The conjecture of [16] was that the TN geometry reflects a coarse-graining of the ERB on scale ℓ_{AdS} . At this level, the maximal spatial surface represents the entire ERB.

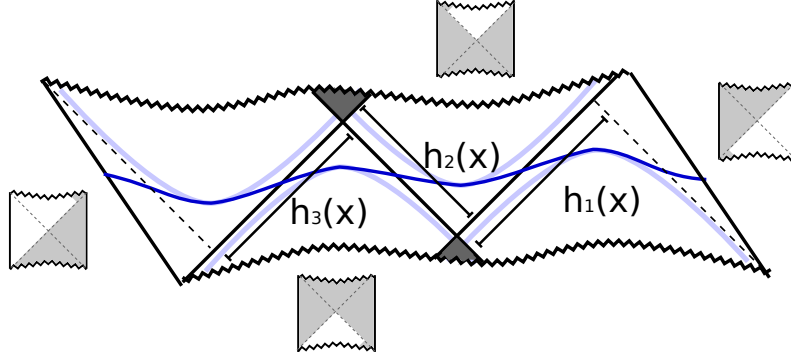


Figure 8: A slice through a three-shock geometry. The white pre-collision regions are cut and pasted from the displayed white regions of AdS black holes. The pale blue curves are HM surfaces of the separate patches. The dark blue curve is the maximal surface. Dark grey indicates post-collision regions. As the shocks grow stronger, the dark grey regions shrink and the maximal surface tracks more of each HM surface.

will focus on the geometry of the “decoupled maximal surface” Σ_{dec} , which maximizes a volume-like functional, V_{dec} , obtained from the true volume by dropping terms involving x gradients. Finding this surface is technically simpler, but we argue in appendix C that Σ_{dec} and Σ_{max} agree at the level of an ℓ_{AdS} coarse-graining, because both are attracted to the same HM surfaces.

A simple example

We will start by demonstrating agreement with the TN geometry in a case in which (i) all shocks are centered near $x_j = 0$, (ii) all odd numbered times t_1, t_3, \dots are positive and all even numbered times t_2, t_4, \dots are negative, and (iii) all shocks are strong, i.e. adjacent time differences are large, $|t_{j+1} - t_j| - 2t_* \gg 1$. The $x = 0$ slice through the geometry dual to a configuration of this type is shown in Fig. 8. Across shock j (counting from the right), we have a null shift of magnitude

$$h_j(x) = \frac{e^{\frac{2\pi}{\beta}(\pm t_j - t_*) - \mu|x|}}{|x|^{\frac{d-2}{2}}}. \quad (32)$$

The upper sign is appropriate for the v shifts associated to odd-numbered perturbations (right-moving shocks), and the lower sign is appropriate for u shifts associated to the even-numbered perturbations (left-moving shocks). This form is accurate for $|x| \gg 1$. At smaller values of $|x|$, the singularity in the denominator should be smeared out over the thermal scale $\sim \ell_{AdS}$.

Because the defining functional for Σ_{dec} does not contain x gradients, the surface can be constructed independently at each x , by solving a maximal surface problem in a spatially homogeneous shock geometry with x -independent shifts $h_i = h_i(x)$. This problem was studied in [19], following [5]. For a configuration with n shocks, the intersection of Σ_{dec} with $x = 0$ is a curve made up of $n + 1$ segments. Two of these connect to the asymptotic boundaries, and $n - 1$ of them pass between shocks. All but an order-one contribution to the length of these segments comes from regions near the HM surface. Following the analysis in [19] one finds that the large t behavior of the length of the j -th segment is

$$\log h_{j+1} h_j \propto |t_{j+1} - t_j| - 2t_*. \quad (33)$$

These segments can be identified with pieces of the folded time axis at $x = 0$.

So far, this is identical to the homogeneous case in [19]. But now, keeping the same configuration of shocks, we consider a slice at nonzero x . As $|x|$ increases, the only difference will be that the shocks are weaker, according to the transverse profile in Eq. (32), and the segments will be correspondingly shorter,

$$|t_{j+1} - t_j| - 2t_* - 2|x|/v_B - O(\log |x|). \quad (34)$$

Apart from the t_* and the logarithm, this agrees with the $|x|$ dependence of the position-dependent folds from section 2.2. The t_* represents further cancellation of e^{-iHt} and e^{iHt} during single-site fast scrambling [19]. The logarithm in $|x|$ indicates a slight modification of linear growth, but it is subleading in the limit that the segments are large. An important point is that, even as x is varied, all but an order one contribution to the length will come from the region near the flat HM surfaces, thus all but an order-one pieces of Σ will be approximately flat. Varying x , the geometry of Σ_{dec} is a fibration of the collection of segments, that is, a fibration of the folded time axis.

This analysis is enough to cover the regions of x over which the length of the folds change, but their number remains constant. We also need to understand the merger and annihilation of folds, as in Fig. 6. This takes place when the length of a given segment vanishes. In terms of the shock wave profiles, this corresponds to $h_j(x)h_{j+1}(x) \lesssim 1$. The transition is sketched in Fig. 9. The essential point is that two of the shocks become very weak, so the resulting geometry effectively has two fewer shocks, in keeping with the TN.

There is an interesting point regarding nonlinearities during this transition. Classical GR nonlinearities in the collision of shocks are proportional to $h_j(x)h_{j+1}(x)$. When this product is large, the effects are strong, but the null shifts ensure that the surface Σ passes far from the post-collision regions. However, when $h_j(x)h_{j+1}(x)$ is of order one, nonlinear

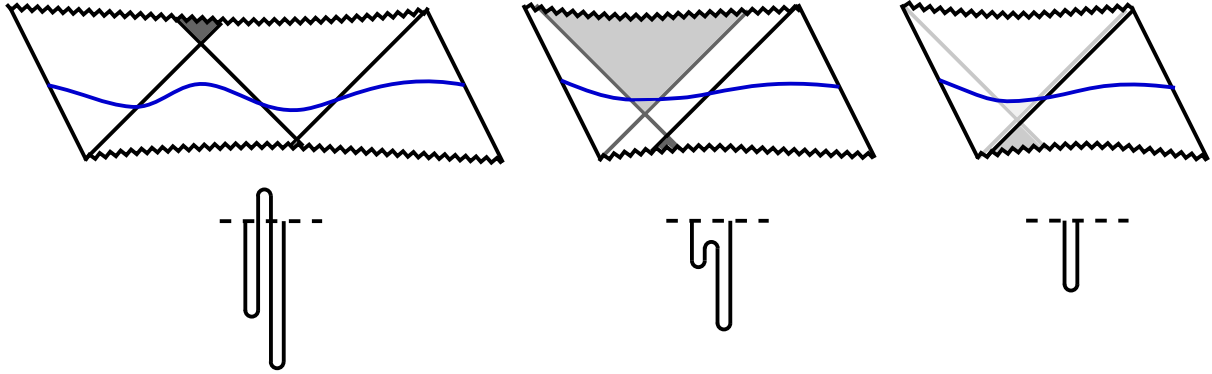


Figure 9: The ERB implementation of the transition in Fig. 6. At left, both h_1h_2 and h_2h_3 are large, so the shaded post-collision regions are far from Σ . Increasing $|x|$, the shocks become weaker. Eventually h_2h_3 becomes order one (middle) and the surface passes through a nonlinear post-collision region. At yet larger $|x|$, $h_2h_3 \ll 1$; nonlinear effects are small and the geometry has effectively one shock (right). The transition occurs over an order ℓ_{AdS} region in Σ .

effects are still important, but the shifts are small enough that Σ can pass through the post-collision region (Fig. 9). We do not know the geometry in this region, and we are unable to characterize the shape of the maximal surface. Fortunately, this corresponds to a small piece of Σ , of characteristic size ℓ_{AdS} . The reason is that as we vary x , the strength of the shocks changes exponentially, and the product $h_j(x)h_{j+1}(x)$ rapidly becomes much smaller than one.

The general case

Given a general time-configuration of homogeneous shocks, the only subtlety in constructing Σ comes from the distinction between “through-going” and “switchback” operators [19]. There, as here, one can ignore through-going operators. In the localized case, shocks can also be ignorable because they are sufficiently far away that their profile at the x location of interest is very weak.

Let us therefore begin by determining which operators in a general product (31) are relevant. Let j_1 be the first index j such that $|t_j| - |x - x_j| > t_*$. This corresponds to the first shock with appreciable strength in the frame of the maximal volume surface anchored at $t = 0$. As a recursive step, let j_{k+1} be the least index greater than j_k such that either

the insertion makes j_k through-going:

$$\text{sgn}(t_{j_{k+1}} - t_{j_k}) = \text{sgn}(t_{j_k} - t_{j_{k-1}}) \quad (35)$$

$$|t_{j_{k+1}} - t_{j_{k-1}}| - |x - x_{j_{k+1}}|/v_B > |t_{j_k} - t_{j_{k-1}}| - |x - x_{j_k}|/v_B \quad (36)$$

or the insertion makes j_k a switchback:

$$\text{sgn}(t_{j_{k+1}} - t_{j_k}) = -\text{sgn}(t_{j_k} - t_{j_{k-1}}) \quad (37)$$

$$|t_{j_{k+1}} - t_{j_k}| - 2t_* - |x - x_{j_{k+1}}|/v_B - |x - x_{j_k}|/v_B > 0. \quad (38)$$

The first line of the first condition ensures that the time fold is through-going at j_k , and the second condition ensures that the shock $h_{j_{k+1}}(x)$ is stronger than $h_{j_k}(x)$. In this case, shock j_k becomes ignorable for reasons similar to those explained in [19]. The first line of the second condition ensures that the fold switches back, and the second line ensures that the product of the strengths of the shocks, $h_{j_k}(x)h_{j_{k+1}}(x)$, will be at least order one. Operators failing both conditions correspond to weak shocks that only mildly affect Σ at this transverse position x . After extracting this subset, we further discard all through-going shocks. To simplify notation, we re-index the remaining shocks by j .

Each shock in this set now corresponds to a switchback of the time fold, so the geometry is nearly identical to the simple case considered above. The only difference is that the profiles are replaced by

$$h_j(x) = \frac{e^{\frac{2\pi}{\beta}(\pm t_j - t_*) - \mu|x - x_j|}}{|x - x_j|^{\frac{d-2}{2}}}. \quad (39)$$

and the length of segment $(j+1)$ of the folded time axis is generalized to

$$|t_{j+1} - t_j| - 2t_* - |x - x_{j+1}|/v_B - |x - x_j|/v_B. \quad (40)$$

Although we will not give a formal proof, one can check that this set of intervals is the solution to the minimization problem that defines the cross section of the minimal TN at location x , as described at the end of § 2.2.¹⁴ This implies that both the TN and the ERB geometry are fibrations of the same collection of intervals over the x space, and therefore that they agree.

¹⁴The t_* was not present in section 2.2, because the single-site “scrambling time” is order one for a qubit system. Its appearance in this equation is consistent with the interpretation of extra cancellation between $U(t)$ and $U(-t)$ in a large N system with a single-site perturbation [19].

4 Discussion

Connections have been found between quantum mechanics and geometry, most notable the connection between spatial connectivity and entanglement [42, 43, 44]. But entanglement may not be enough; the growth of entanglement saturates after a very short time, while geometry continues to evolve for a very long time. Evidently there is need for quantities more subtle than entanglement entropy to encode this evolution. In lattice quantum systems (in contrast to classical systems) computational complexity evolves for an exponentially long time, as does the form of the minimal tensor network describing a state. It has been conjectured that these quantities are related to the geometry behind the horizon [16, 18].

States obtained through the action of precursor operators provide a setting to test these conjectures. In [19], spherically symmetric precursors were studied. Because of the symmetry, it was only possible to relate a single geometric quantity—ERB-volume—to a single information-theoretic quantity—complexity. By contrast, the spatially localized precursors studied in this paper provide an opportunity to relate a much wider range of local geometric properties of ERBs and TNs.

Our basic hypothesis, following [16], was that the structure of the minimal tensor network, encoding the instantaneous state of the holographic boundary theory, directly reflects the Einstein geometry of the ERB. We emphasize that it is the minimal TN—the one that defines complexity—that seems to be picked out by general relativity. There are many TNs that can describe a given state. For example the naive TN on the left side of figure 3 generates the same state as one on the right. For a general product of precursor operators, we found a match between the “minimalized” TN and the large-scale spatial geometry implied by general relativity.

More precisely, we found a match between the TN associated to a product of precursors in a strongly interacting lattice system, and the large-scale features of the ERB geometry characterizing an analogous product in the holographic theory. We do not mean to imply that spin systems are dual to black holes, or that we know precisely how to describe states of a continuum quantum field theory using tensor networks.¹⁵ The idea is one of universality: the pattern of growth of precursor operators leads to a geometric description that is shared by a wide collection of quantum systems.

It would be interesting to understand how wide this collection is. Strong coupling plays an important role, since precursors do not grow in free theories. A natural problem

¹⁵But see [45, 46] for a description of continuous-time complexity.

is to understand corrections to the pattern of growth at finite coupling. In gauge/gravity duality, the effects of finite gauge theory coupling translate to stringy corrections in the bulk. The role of inelastic and stringy physics in the context of precursors and shock waves is the subject of [38].

Acknowledgments

We are grateful to Don Marolf and Steve Shenker for discussions. D.R. is supported by the DOD through the NDSEG Program, by the Fannie and John Hertz Foundation, and is grateful for the hospitality of the Stanford Institute for Theoretical Physics. D.S. is grateful for the hospitality of the Aspen Center for Physics. This work was supported in part by National Science Foundation grants 0756174 and PHYS-1066293, and by the U.S. Department of Energy under grant Contract Number DE-SC00012567. This publication was made possible in part through the support of a grant from the John Templeton Foundation. The opinions expressed in this publication are those of the authors and do not necessarily reflect the views of the John Templeton Foundation.

A Localized shocks at finite time

In the main text of the paper, we presented a localized shock solution proportional to $\delta(u)$. This solution is appropriate in a particular limit, where we take t_w to infinity and the mass of the perturbation to zero, with T_{uu} held fixed. If t_w is finite, there are corrections to this solution. For example, the shock must be confined within the future lightcone of the source point. Exact solutions with this property in planar BTZ can be obtained from [47]. However, those solutions are precisely localized on the light cone, corresponding to a carefully tuned high energy insertion at the boundary. In our setting, the boundary operator should be low energy, and the solution will not be precisely localized on the light cone. In principle, the exact linearized backreaction can be calculated using retarded propagators. Unfortunately, these functions are not known exactly for the black hole background.

Without constructing the exact solution explicitly, we will show in this appendix that the shock profile is accurate for $x < v_B t$. If G_N is small, the perturbation can be very small in this region, but it will be large compared to G_N .

We begin with a planar black hole metric with an arbitrary perturbation h :

$$ds^2 = -A(uv)dudv + B(uv)dx^i dx^i + h_{\mu\nu}dx^\mu dx^\nu. \quad (41)$$

We are interested in the response to an order one source at time t_w in the past, with t_w large. This solution can be constructed by applying a boost to a reference solution

$$h_{uu}(u, v, x^i) = \gamma^2 H_{uu}(\gamma u, \gamma^{-1} v, x^i) \quad (42)$$

$$h_{ui}(u, v, x^i) = \gamma H_{ui}(\gamma u, \gamma^{-1} v, x^i) \quad (43)$$

$$h_{ii}(u, v, x^i) = H_{ii}(\gamma u, \gamma^{-1} v, x^i), \quad (44)$$

where $\gamma = e^{\frac{2\pi}{\beta} t_w}$, and H is the backreaction of a perturbation at time $t = 0$.

As we increase γ , the h_{uu} and h_{ui} components of the metric become larger, but the entire profile is compressed towards the $u = 0$ horizon. Physically, it is clear that the disturbance to the geometry at an order one value u_0 of the u coordinate should remain finite as γ grows large. That is, the effect on a late infaller of an early perturbation (on the same side) does not grow with the time separation. We will use this fact below, in the form $h_{\mu\nu}(u_0, 0, x^i) \sim G_N O(1)$, where the $O(1)$ refers to γ dependence.

Let us consider the quantity

$$\delta v(x^i) = \int_0^{u_0} du \frac{h_{uu}(u, 0, x^i)}{A(0)}. \quad (45)$$

For small h , this is the shift in the v direction of a null curve near $v = 0$, traveling from $u = 0$ to $u = u_0$. We would like to show that this quantity is approximately equal to the shock wave profile $h(x)$. To do so, we consider the u - u component of Einstein's equations. We define $E_{uu} = R_{uu} - \frac{1}{2}g_{uu}R + g_{uu}\Lambda$. To linear order in h , this is

$$\begin{aligned} E_{uu} = & \frac{D-2}{2} \frac{B'}{AB} (-2 + v\partial_v - u\partial_u) h_{uu} - \frac{1}{2B} \partial_i^2 h_{uu} \\ & + \frac{A}{2B} \left[2\partial_u \partial_i \frac{h_{ui}}{A} - \partial_u \left(\frac{B}{A} \partial_u \frac{h_{ii}}{A} \right) \right] - \frac{vB'}{B} \frac{h_{uv}}{A}. \end{aligned} \quad (46)$$

where the first term was simplified using the background equations of motion for A, B . Einstein's equations set this equal to $8\pi G_N T_{uu}$.

We will take this component of Einstein's equations, and integrate it du along $v = 0$. Integrating by parts, we find

$$(a_0 - a_1 \partial_i^2) \delta v(x^i) + a_2 \partial_i h_{ui}(u_0, 0, x^i) - a_3 \partial_u h_{ii}(u_0, 0, x^i) = 8\pi G_N \int_0^{u_0} du T_{uu}(u, 0, x^i), \quad (47)$$

where the constants a_i are related to A, B, B' evaluated at the horizon. Since the metric components at u_0 are $O(1)$ at large γ , we therefore have

$$(a_0 - a_1 \partial_i^2) \delta v(x^i) = 8\pi G_N \int_0^{u_0} du T_{uu}(u, 0, x^i) + G_N O(1). \quad (48)$$

This is the same equation satisfied by the shock profile. We see that it is accurate at large γ , up to a correction that is $O(1)$ in γ . The solution $\delta v(x^i)$ will therefore agree with the shock profile $G_N e^{\frac{2\pi}{\beta} t_w - \mu|x|}$ in the region that this profile is large compared to G_N . That is, for $|x| < \frac{2\pi}{\beta\mu} t_w = v_B t_w$.

B Localized shocks in Gauss-Bonnet

In Gauss-Bonnet gravity [48] with a negative cosmological constant, the action is

$$S = \frac{1}{16\pi G_N} \int d^{d+1}x \sqrt{-g} \left\{ R + \frac{d(d-1)}{\ell_{AdS}^2} + \alpha(R_{\mu\nu\rho\sigma}R^{\mu\nu\rho\sigma} - 4R_{\mu\nu}R^{\mu\nu} + R^2) \right\}, \quad (49)$$

with AdS radius ℓ_{AdS} , and Gauss-Bonnet coefficient α . For $d < 4$, the Gauss-Bonnet term is topological. It will be convenient to rewrite this coefficient as

$$\alpha = \frac{\lambda_{GB} \ell_{AdS}^2}{(d-2)(d-3)}, \quad (50)$$

with λ_{GB} a dimensionless parameter. The planar black hole solution [49, 50, 51] is

$$ds^2 = \ell_{AdS}^2 \left[-f(r) N_{\#}^2 dt^2 + f(r)^{-1} dr^2 + r^2 dx^i dx^i \right], \quad (51)$$

with

$$f(r) = \frac{r^2}{2\lambda_{GB}} \left[1 - \sqrt{1 - 4\lambda_{GB} (1 - r^{-d})} \right] \quad (52)$$

$$N_{\#}^2 = \frac{1}{2} \left(1 + \sqrt{1 - 4\lambda_{GB}} \right). \quad (53)$$

The horizon is at $r = 1$, and one can check that $f'(1) = d$, as in Einstein gravity.

Following § 3.1, we pass to Kruskal coordinates and assume a shock wave ansatz as the same form as (19). Plugging into the GB equation of motion, with a stress tensor $T_{uu} \propto \delta(u) \delta^{d-1}(x)$, we find the condition

$$(1 + 2\lambda_{GB}) (-\partial_i \partial_i + \mu^2) h(x) \propto \delta^{d-1}(x), \quad (54)$$

where again $\mu^2 = \frac{d(d-1)}{2}$. The factor $(1 + 2\lambda_{GB})$ rescales the source, effectively changing the scrambling time by a small amount of order $\log(1 + 2\lambda_{GB})$, but the transverse dependence of $h(x)$ is unchanged. The important difference is the presence of $N_{\#}$ in the metric. This changes the temperature such that now $\beta = 4\pi/N_{\#} f'(1)$. The strength of the perturbation still grows with the boost factor $e^{\frac{2\pi}{\beta} t_w}$, but because the relationship between β and $f'(1)$ has been rescaled, one finds $v_B(\lambda_{GB}) = N_{\#} v_B$.¹⁶

¹⁶D.S. is grateful to Juan Maldacena for pointing out a mistake in v1 of this appendix, which stated

C Maximal volume surface and decoupled surface

In this appendix, we will give some details about Σ_{max} , Σ_{dec} and the relationship between them. First, let us recap the definitions:

- Σ_{max} is the maximal volume codimension one surface crossing the wormhole, anchored at $t = 0$ on the two asymptotic boundaries.
- Σ_{dec} is the “decoupled maximal surface.” Specifically, it maximizes a modified volume functional, V_{dec} obtained by dropping all gradients in the x direction.

The coarse-grained features of these surfaces are very similar to each other, because most of the volume comes from a region where x gradients are small. However, Σ_{dec} is much easier to work with, because the defining equation is decoupled in the x coordinate. Here, we will study the relationship between the surfaces in the example setting of a single shock wave.

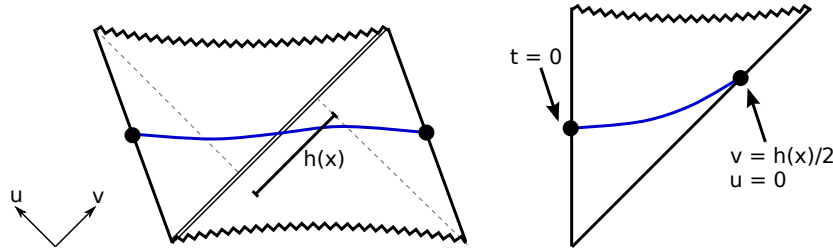


Figure 10: **Left:** a constant x slice through the shock wave geometry, with the corresponding slice of the maximal volume surface shown in blue. **Right:** the portion of the surface to the left of the shock is a maximal volume surface in the unperturbed black hole geometry, with the boundary conditions shown. The full surface is obtained by gluing two such pieces together.

We can use the symmetry of the shock wave geometry to reduce the problem to one in the unperturbed black hole geometry. We illustrate this in Fig. 10. The left panel is a representation of a constant x slice through the shock wave geometry, with a slice of the maximal volume surface shown in blue. On the right, we display only the region on one side of the shock (the other is related by a symmetry). The portion of the surface

that the $e^{\frac{2\pi}{\beta}t_w}$ relationship between boosts and t_w was modified. The error did not propagate elsewhere in the paper.

in this region is a maximal volume surface in the unperturbed black hole geometry, with boundary conditions $t = 0$ at the left boundary, and $v = h(x)/2$ at the horizon $u = 0$.

We can parametrize the surface using $v(u, x^i)$. The pullback metric is then

$$G_{ab}dy^a dy^b = \ell_{AdS}^2 \left[-A(uv) \partial_u v \, du^2 - A(uv) \partial_i v \, du dx^i + B(uv) \, dx^i dx^i \right], \quad (55)$$

and the volume of both pieces is

$$V = 2\ell_{AdS}^d \int d^{d-1}x du \sqrt{-AB^{d-1} \partial_u v - \frac{A^2 B^{d-2}}{4} (\partial_i v)^2}. \quad (56)$$

It is useful to keep in mind that $\partial_u v$ is negative, so the first term is positive. The decoupled volume V_{dec} is given by dropping the second term inside the square root.

Using the surface Σ_{dec} , we can find upper and lower bounds on the volume of the maximal surface,

$$V(\Sigma_{dec}) \leq V(\Sigma_{max}) \leq V_{dec}(\Sigma_{dec}). \quad (57)$$

The first inequality follows from the fact that Σ_{max} is maximal. The second follows from the fact that $V \leq V_{dec}$ for any surface, and that Σ_{dec} maximizes V_{dec} . In Fig. 11, we plot $V_{dec}(\Sigma_{dec})$ and the gap in the bounds for a shock in the BTZ geometry, as a function of the strength $t_w - t_*$. Numerically, the gap between the bounds is quite small, and appears

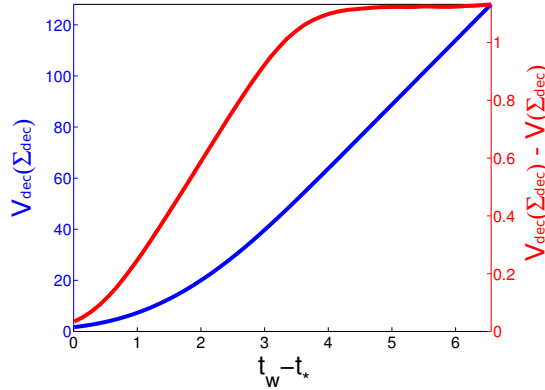


Figure 11: The blue curve (left axis) shows the decoupled volume of the decoupled surface, $V_{dec}(\Sigma_{dec})$, as a function of $(t_w - t_*)$, for the BTZ setting of $d = 1 + 1$ theory on a spatial circle. Initially, the volume grows quadratically, but after a $(t_w - t_*) \sim \pi$, the size of the precursor saturates, and the volume grows linearly. The red curve (right axis) shows the gap between the upper and lower bounds in Eq. (57). The gap is quite small, and is roughly proportional to the t_w -derivative of the volume itself.

to be proportional to the t_w -derivative of the volume.

We can explain this as follows. At a fixed value of x , the decoupled surface $v(u)$ is given by finding a maximal surface in a spatially homogeneous shock background. This problem was studied in [19] using techniques from [5]. For large $h(x)$, the surface tends to hug a fixed radius in the interior, r_m , that maximizes the function $r^{d-1}\sqrt{|f(r)|}$. In terms of u, v coordinates, this special radius corresponds to a surface given by $vu = \text{const}$, independent of x .

In the spatially homogeneous case, the contribution to the volume coming from the region near this surface is proportional to $\log h$. The surfaces Σ_{max} and Σ_{dec} will be very similar in this region, because x gradients are small. To put it differently, $r = r_m$ is an attractor for both Σ_{dec} and Σ_{max} . For large h , most of the surface is near this radius, and the surfaces will therefore agree at a coarse-grained level. Away from the special surface $r = r_m$, the surface Σ_{max} and Σ_{dec} will differ, but the regularized volume in this region is subleading at large h .

Integrating over x , the regularized decoupled volume of Σ_{dec} will be proportional to

$$V_{dec}(\Sigma_{dec}) \propto \int_{h(x) \geq 1} d^{d-1}x \log h(x), \quad (58)$$

while the difference will be proportional to

$$V_{dec}(\Sigma_{dec}) - V(\Sigma_{max}) \propto \int_{h(x) \geq 1} d^{d-1}x. \quad (59)$$

It follows that the difference is subleading at large h , and in fact proportional to the t_w -derivative of the volume.

References

- [1] J. Louko, D. Marolf and S. F. Ross, “On geodesic propagators and black hole holography,” Phys. Rev. D **62**, 044041 (2000) [hep-th/0002111].
- [2] P. Kraus, H. Ooguri and S. Shenker, “Inside the horizon with AdS / CFT,” Phys. Rev. D **67**, 124022 (2003) [hep-th/0212277].
- [3] L. Fidkowski, V. Hubeny, M. Kleban and S. Shenker, “The Black hole singularity in AdS / CFT,” JHEP **0402**, 014 (2004) [hep-th/0306170].
- [4] I. A. Morrison and M. M. Roberts, “Mutual information between thermo-field doubles and disconnected holographic boundaries,” arXiv:1211.2887 [hep-th].

- [5] T. Hartman and J. Maldacena, “Time Evolution of Entanglement Entropy from Black Hole Interiors,” JHEP **1305**, 014 (2013) [arXiv:1303.1080 [hep-th]].
- [6] H. Liu and S. J. Suh, “Entanglement Tsunami: Universal Scaling in Holographic Thermalization,” Phys. Rev. Lett. **112**, 011601 (2014) [arXiv:1305.7244 [hep-th]].
H. Liu and S. J. Suh, “Entanglement growth during thermalization in holographic systems,” Phys. Rev. D **89**, 066012 (2014) [arXiv:1311.1200 [hep-th]].
- [7] B. Freivogel and L. Susskind, “A Framework for the landscape,” Phys. Rev. D **70**, 126007 (2004) [hep-th/0408133].
- [8] I. Heemskerk, D. Marolf, J. Polchinski and J. Sully, “Bulk and Transhorizon Measurements in AdS/CFT,” JHEP **1210**, 165 (2012) [arXiv:1201.3664 [hep-th]].
- [9] T. Banks, M. R. Douglas, G. T. Horowitz and E. J. Martinec, “AdS dynamics from conformal field theory,” hep-th/9808016.
- [10] V. Balasubramanian, P. Kraus, A. E. Lawrence and S. P. Trivedi, “Holographic probes of anti-de Sitter space-times,” Phys. Rev. D **59**, 104021 (1999) [hep-th/9808017].
- [11] I. Bena, “On the construction of local fields in the bulk of AdS(5) and other spaces,” Phys. Rev. D **62**, 066007 (2000) [hep-th/9905186].
- [12] A. Hamilton, D. N. Kabat, G. Lifschytz and D. A. Lowe, “Local bulk operators in AdS/CFT: A Boundary view of horizons and locality,” Phys. Rev. D **73**, 086003 (2006) [hep-th/0506118].
D. Kabat, G. Lifschytz and D. A. Lowe, “Constructing local bulk observables in interacting AdS/CFT,” Phys. Rev. D **83**, 106009 (2011) [arXiv:1102.2910 [hep-th]].
- [13] A. Almheiri, D. Marolf, J. Polchinski and J. Sully, “Black Holes: Complementarity or Firewalls?,” JHEP **1302**, 062 (2013) [arXiv:1207.3123 [hep-th]].
- [14] A. Almheiri, D. Marolf, J. Polchinski, D. Stanford and J. Sully, “An Apologia for Firewalls,” JHEP **1309**, 018 (2013) [arXiv:1304.6483 [hep-th]].
- [15] D. Marolf and J. Polchinski, “Gauge/Gravity Duality and the Black Hole Interior,” Phys. Rev. Lett. **111**, 171301 (2013) [arXiv:1307.4706 [hep-th]].
- [16] J. Maldacena, talk given at KITP “Fuzz or Fire” conference, August 2013. Online at <http://online.kitp.ucsb.edu/online/fuzzorfire-m13/maldacena/>

- [17] B. Swingle, “Entanglement Renormalization and Holography,” *Phys. Rev. D* **86**, 065007 (2012) [arXiv:0905.1317 [cond-mat.str-el]].
- [18] L. Susskind, “Computational Complexity and Black Hole Horizons,” arXiv:1402.5674 [hep-th].
L. Susskind, “Addendum to Computational Complexity and Black Hole Horizons,” arXiv:1403.5695 [hep-th].
- [19] D. Stanford and L. Susskind, “Complexity and Shock Wave Geometries,” arXiv:1406.2678 [hep-th].
- [20] S. H. Shenker and D. Stanford, “Multiple Shocks,” arXiv:1312.3296 [hep-th].
- [21] S. H. Shenker and D. Stanford, “Black holes and the butterfly effect,” arXiv:1306.0622 [hep-th].
- [22] S. Leichenauer, “Disrupting Entanglement of Black Holes,” *Phys. Rev. D* **90**, 046009 (2014) [arXiv:1405.7365 [hep-th]].
- [23] M. Bañuls, J. Cirac and M. Hastings, “Strong and Weak Thermalization of Infinite Nonintegrable Quantum Systems”, *Phys. Rev. Lett.* **106**, 050405 (2011) [arXiv:1007.3957 [quant-ph]].
- [24] E. H. Lieb and D. W. Robinson, “The finite group velocity of quantum spin systems,” *Commun. Math. Phys.* **28**, 251 (1972).
- [25] M. B. Hastings and T. Koma, “Spectral gap and exponential decay of correlations,” *Commun. Math. Phys.* **265**, 781 (2006) [math-ph/0507008].
- [26] M. B. Hastings, “Locality in quantum systems,” arXiv:1008.5137 [math-ph].
- [27] S. Sachdev, *Quantum Phase Transitions*. Cambridge Univ. Press, 2011.
- [28] L. Susskind, “New Concepts for Old Black Holes,” arXiv:1311.3335 [hep-th].
- [29] J. M. Maldacena, “Eternal black holes in anti-de Sitter,” *JHEP* **0304**, 021 (2003) [hep-th/0106112].
- [30] D. Amati, M. Ciafaloni and G. Veneziano, “Classical and Quantum Gravity Effects from Planckian Energy Superstring Collisions,” *Int. J. Mod. Phys. A* **3**, 1615 (1988).

- [31] K. Schoutens, H. L. Verlinde and E. P. Verlinde, “Quantum black hole evaporation,” *Phys. Rev. D* **48**, 2670 (1993) [hep-th/9304128].
- [32] P. Hayden and J. Preskill, “Black holes as mirrors: Quantum information in random subsystems,” *JHEP* **0709**, 120 (2007) [arXiv:0708.4025 [hep-th]].
- [33] Y. Sekino and L. Susskind, “Fast Scramblers,” *JHEP* **0810**, 065 (2008) [arXiv:0808.2096 [hep-th]].
- [34] T. Dray and G. ’t Hooft, “The Gravitational Shock Wave of a Massless Particle,” *Nucl. Phys. B* **253**, 173 (1985).
- [35] K. Sfetsos, “On gravitational shock waves in curved space-times,” *Nucl. Phys. B* **436**, 721 (1995) [hep-th/9408169].
- [36] G. ’t Hooft, “The black hole interpretation of string theory,” *Nucl. Phys. B* **335**, 138 (1990).
- [37] Y. Kiem, H. L. Verlinde and E. P. Verlinde, “Black hole horizons and complementarity,” *Phys. Rev. D* **52**, 7053 (1995) [hep-th/9502074].
- [38] S. H. Shenker and D. Stanford, “Stringy effects in scrambling,” arXiv:1412.6087 [hep-th].
- [39] D. M. Hofman and J. Maldacena, “Conformal collider physics: Energy and charge correlations,” *JHEP* **0805**, 012 (2008) [arXiv:0803.1467 [hep-th]].
- [40] X. O. Camanho, J. D. Edelstein, J. Maldacena and A. Zhiboedov, “Causality Constraints on Corrections to the Graviton Three-Point Coupling,” arXiv:1407.5597 [hep-th].
- [41] T. Dray and G. ’t Hooft, “The Effect of Spherical Shells of Matter on the Schwarzschild Black Hole,” *Commun. Math. Phys.* **99**, 613 (1985).
I. H. Redmount, “Blue-Sheet Instability of Schwarzschild Wormholes,” *Prog. Theor. Phys.* **73** (1985).
- [42] S. Ryu and T. Takayanagi, “Holographic derivation of entanglement entropy from AdS/CFT,” *Phys. Rev. Lett.* **96**, 181602 (2006) [hep-th/0603001].
S. Ryu and T. Takayanagi, “Aspects of Holographic Entanglement Entropy,” *JHEP* **0608**, 045 (2006) [hep-th/0605073].

- V. E. Hubeny, M. Rangamani and T. Takayanagi, “A Covariant holographic entanglement entropy proposal,” JHEP **0707**, 062 (2007) [arXiv:0705.0016 [hep-th]].
- [43] M. Van Raamsdonk, “Building up spacetime with quantum entanglement,” Gen. Rel. Grav. **42**, 2323 (2010) [Int. J. Mod. Phys. D **19**, 2429 (2010)] [arXiv:1005.3035 [hep-th]].
- [44] J. Maldacena and L. Susskind, “Cool horizons for entangled black holes,” arXiv:1306.0533 [hep-th]
- [45] L. Susskind and Y. Zhao, “Switchbacks and the Bridge to Nowhere,” arXiv:1408.2823 [hep-th].
- [46] Mark R. Dowling, Michael A. Nielsen, “The geometry of quantum computation” arXiv:quant-ph/0701004
- [47] G. T. Horowitz and N. Izhaki, “Black holes, shock waves, and causality in the AdS / CFT correspondence,” JHEP **9902**, 010 (1999) [hep-th/9901012].
- [48] B. Zwiebach, “Curvature Squared Terms and String Theories,” Phys. Lett. B **156**, 315 (1985).
- [49] D. G. Boulware and S. Deser, “String Generated Gravity Models,” Phys. Rev. Lett. **55**, 2656 (1985).
- [50] R. -G. Cai, “Gauss-Bonnet black holes in AdS spaces,” Phys. Rev. D **65**, 084014 (2002) [hep-th/0109133].
- [51] M. Brigante, H. Liu, R. C. Myers, S. Shenker and S. Yaida, “Viscosity Bound Violation in Higher Derivative Gravity,” Phys. Rev. D **77**, 126006 (2008) [arXiv:0712.0805 [hep-th]].