

On the Structure of the Initiation and Elongation Rates that Maximize Protein Production in the Ribosome Flow Model

Yoram Zarai and Michael Margaliot



Abstract—Translation is a crucial step in gene expression. During translation, macromolecules called ribosomes “read” the mRNA strand in a sequential manner and produce a corresponding protein. Translation is known to consume most of the cell’s energy. Maximizing the protein production rate in mRNA translation, subject to the bounded biomolecular budget, is thus an important problem in both biology and biotechnology.

We consider this problem using a mathematical model for mRNA translation called the ribosome flow model (RFM). For an mRNA strand with n sites the RFM includes n state-variables that encode the normalized ribosomal density at each site, and $n + 1$ positive parameters: the initiation rate and elongation rates along the chain. An affine constraint on these rates is used to model the bounded cellular budget.

We show that for a homogeneous constraint the rates that maximize the steady-state protein production rate have a special structure. They are symmetric with respect to the middle of the chain, and monotonically increase as we move towards the center of the chain. The ribosomal densities corresponding to the optimal rates monotonically decrease along the chain. We discuss some of the biological implications of these results.

Index Terms—Systems biology, synthetic biology, gene translation, maximizing protein production rate, Perron-Frobenius theory, convex optimization, eigenvalue optimization.

1 INTRODUCTION

The process in which the genetic information stored in the DNA is transformed into functional proteins is called *gene expression*. Two important steps in gene expression are *transcription* of the DNA code into messenger RNA (mRNA) by RNA polymerase, and then *translation* of the mRNA into proteins. During translation, macromolecules called ribosomes traverse the mRNA strand, decoding it codon by codon into a corresponding chain of amino-acids which is then folded to become a functional protein. The rate in which proteins are produced during the translation step is called the protein production rate, or the translation rate.

Translation occurs in all organisms and under almost all conditions. Understanding the various factors that

affect this dynamical process has important implications to many scientific disciplines, including medicine, evolutionary biology, synthetic biology, and more.

Computational models of translation are becoming increasingly important as the amount of experimental findings related to translation increases rapidly (see, e.g., [37], [7], [11], [17], [35], [34], [6], [27], [8], [24]). Such models are particularly important in the context of synthetic biology and biotechnology, as they can provide predictions on the qualitative and quantitative effects of various manipulations of the genetic machinery on the protein production rate.

Translation is known to consume most of the cell’s energy [22], [33], [1]. Thus, it is natural to expect that evolution shaped this process so that it maximizes the protein production rate, given the limited biomolecular budget. Optimizing the translation rate is also important in biotechnology where an important objective is to maximize the translation efficiency and protein levels of heterologous genes in a new host (see, e.g., [14, Chapter 9]).

A standard model for translation-elongation is the *totally asymmetric simple exclusion process* (TASEP) [28], [38]. In this model particles stochastically hop along an ordered lattice of sites. Simple exclusion means that a particle cannot hop into a site that is occupied by another particle. This models hard exclusion between the particles. In the context of translation, the lattice is the mRNA strand; the particles are the ribosomes; and hard exclusion means that a ribosome cannot move forward if the codon in front of it is covered by another ribosome. TASEP is a fundamental model in non-equilibrium statistical mechanics that has been used to model numerous natural and artificial processes including traffic flow, surface growth, communication networks and more [26], [31].

The *ribosome flow model* (RFM) [25] is the dynamic mean-field approximation of TASEP (see, e.g., [26, section 4.9.7] and [5, p. R345]). In the RFM, mRNA molecules are coarse-grained into n consecutive sites. The model includes n non-linear first-order ordinary

The authors are with the School of Elec. Eng.-Systems, Tel Aviv University, Israel. Corresponding author: Prof. Michael Margaliot, School of Elec. Eng.-Systems, Tel Aviv University, Israel 69978. Tel +972-3-6407768. Email michaelm@eng.tau.ac.il

differential equations:

$$\begin{aligned}
\dot{x}_1 &= \lambda_0(1 - x_1) - \lambda_1 x_1(1 - x_2), \\
\dot{x}_2 &= \lambda_1 x_1(1 - x_2) - \lambda_2 x_2(1 - x_3), \\
\dot{x}_3 &= \lambda_2 x_2(1 - x_3) - \lambda_3 x_3(1 - x_4), \\
&\vdots \\
\dot{x}_{n-1} &= \lambda_{n-2} x_{n-2}(1 - x_{n-1}) - \lambda_{n-1} x_{n-1}(1 - x_n), \\
\dot{x}_n &= \lambda_{n-1} x_{n-1}(1 - x_n) - \lambda_n x_n.
\end{aligned} \tag{1}$$

The state variables $x_i(t) : \mathbb{R}_+ \rightarrow [0, 1]$, $i = 1, \dots, n$, describe the occupancy level of site i at time t , where $x_i(t) = 1$ [$x_i(t) = 0$] indicates that site i is completely full [empty] at time t . The model includes $n + 1$ positive parameters that control the transition rate between the sites: the initiation rate into the chain, denoted λ_0 , and the elongation (or transition) rate between site i and site $i + 1$, denoted λ_i , $i = 1, \dots, n$.

The rate of ribosome flow from site i to site $i + 1$ is $\lambda_i x_i(t)(1 - x_{i+1}(t))$. This rate increases with $x_i(t)$ (i.e., when site i is fuller) and decreases with $x_{i+1}(t)$ (i.e., when the consecutive site is becoming fuller). In particular, when $x_{i+1}(t) = 1$ (i.e., site $i + 1$ is completely full) the rate decreases to zero. This may be interpreted as ‘‘soft exclusion’’. The term $R(t) := \lambda_n x_n(t)$ describes the rate of ribosomes exiting the mRNA chain, so $R(t)$ is the protein production rate at time t .

If we define $x_0(t) := 1$ and $x_{n+1}(t) := 0$ then (1) can be written more succinctly as

$$\dot{x}_i = \lambda_{i-1} x_{i-1}(1 - x_i) - \lambda_i x_i(1 - x_{i+1}), \quad i = 1, \dots, n. \tag{2}$$

Let $x(t, a)$ denote the solution of (1) at time $t \geq 0$ for the initial condition $x(0) = a$. Since the state-variables correspond to normalized occupation levels, we always assume that a belongs to the closed n -dimensional unit cube: $C^n := \{x \in \mathbb{R}^n : x_i \in [0, 1], i = 1, \dots, n\}$. It is straightforward to verify that this implies that $x(t, a) \in C^n$ for all $t \geq 0$. In other words, C^n is an invariant set of the dynamics [19].

Let $\text{int}(C^n)$ denote the interior of C^n . It was shown in [19] that the RFM is a *monotone dynamical system* [29] and that this implies that (1) admits a *unique steady-state point* $e \in \text{int}(C^n)$. For $x = e$ the left-hand side of all the equations in (1) is zero, so

$$\begin{aligned}
\lambda_0(1 - e_1) &= \lambda_1 e_1(1 - e_2) \\
&= \lambda_2 e_2(1 - e_3) \\
&\vdots \\
&= \lambda_{n-1} e_{n-1}(1 - e_n) \\
&= \lambda_n e_n.
\end{aligned} \tag{3}$$

Denoting the *steady-state translation rate* by

$$R := \lambda_n e_n \tag{4}$$

yields

$$R = \lambda_i e_i(1 - e_{i+1}), \quad i = 0, \dots, n, \tag{5}$$

where $e_0 := 1$ and $e_{n+1} := 0$. Thus

$$e_{i+1} = 1 - \frac{R}{\lambda_i e_i} = \frac{R_i - R}{R_i}, \tag{6}$$

where $R_i := \lambda_i e_i$. Since $e_{i+1} \in (0, 1)$, $0 < R < R_i$ for all $i = 1, 2, \dots, n - 1$. This means that the steady-state occupancy level e_i is the normalized difference between R_i and the steady-state translation rate.

Using (4), Eq. (1) becomes

$$\begin{aligned}
e_n &= R/\lambda_n, \\
e_{n-1} &= R/(\lambda_{n-1}(1 - e_n)), \\
&\vdots \\
e_2 &= R/(\lambda_2(1 - e_3)), \\
e_1 &= R/(\lambda_1(1 - e_2)),
\end{aligned} \tag{7}$$

and

$$e_1 = 1 - R/\lambda_0. \tag{8}$$

Combining (7) and (8) provides an elegant *finite continued fraction* [16] expression for R :

$$0 = 1 - \frac{R/\lambda_0}{1 - \frac{R/\lambda_1}{1 - \frac{R/\lambda_2}{\ddots 1 - \frac{R/\lambda_{n-1}}{1 - R/\lambda_n}}}} \tag{9}$$

Note that this equation admits several solutions for R , however, we are interested only in the unique feasible solution, i.e. the solution corresponding to $e \in \text{int}(C^n)$. Note also that (9) implies that

$$R(c\lambda_0, \dots, c\lambda_n) = cR(\lambda_0, \dots, \lambda_n), \quad \text{for all } c > 0, \tag{10}$$

that is, R is a *homogenous function* of degree one.

It is well-known that continued fractions are related to tridiagonal matrices [36], [2]. Using this, Ref. [23] provided a linear-algebraic representation of the mapping from the rates $\lambda := [\lambda_0, \dots, \lambda_n]'$ to the steady state translation rate R .

Theorem 1 [23] *Given $\lambda \in \text{int}(\mathbb{R}_+^{n+1})$, define a $(n + 2) \times (n + 2)$ symmetric irreducible Jacobi matrix $A = A(\lambda)$ by*

$$A := \begin{bmatrix} 0 & \lambda_0^{-1/2} & 0 & 0 & \dots & 0 & 0 \\ \lambda_0^{-1/2} & 0 & \lambda_1^{-1/2} & 0 & \dots & 0 & 0 \\ 0 & \lambda_1^{-1/2} & 0 & \lambda_2^{-1/2} & \dots & 0 & 0 \\ & & & \vdots & & & \\ 0 & 0 & 0 & \dots & \lambda_{n-1}^{-1/2} & 0 & \lambda_n^{-1/2} \\ 0 & 0 & 0 & \dots & 0 & \lambda_n^{-1/2} & 0 \end{bmatrix}. \tag{11}$$

Then the eigenvalues of A are real and distinct, and if we order them as $\zeta_1 < \dots < \zeta_{n+2}$ then $\zeta_{n+2} = R^{-1/2}$.

Note that A is a (componentwise) nonnegative matrix, so ζ_{n+2} is also the Perron root of A , denoted $\rho(A)$.

Recently, the RFM was analyzed using tools from systems and control theory. Ref. [20] has considered the RFM as a control system with input $u(t) = \lambda_0(t)$ and output $y(t) = R(t)$. This turns out to be a monotone control system, as defined in [4]. *Ribosome recycling* (see, e.g., [21] and the references therein), has been modeled by closing the loop with a positive linear feedback. It has been shown that the closed-loop system admits a unique globally asymptotically stable equilibrium point [20]. In [18], contraction theory (see, e.g., [15], [30], [3]) has been used to show that the state-variables and the translation rate in the RFM *entrain* to periodically time-varying initiation and/or elongation rates. This provides a computational framework for studying entrainment to a periodic excitation, like those involved in the cell-division process, at the translation level.

1.1 Maximizing the Translation Rate

An important problem in both systems biology and biotechnology is to maximize the protein production rate, given the limited biomolecular budget. Ref. [23] formulated this in the context of the RFM as the following optimization problem.

Problem 1 Fix the parameters $b, w_0, w_1, \dots, w_n > 0$. Maximize $R = R(\lambda_0, \dots, \lambda_n)$, with respect to its parameters $\lambda_0, \dots, \lambda_n$, subject to the constraints:

$$\begin{aligned} \sum_{i=0}^n w_i \lambda_i &\leq b, \\ \lambda_0, \dots, \lambda_n &\geq 0. \end{aligned} \quad (12)$$

In other words, maximize the translation rate given an affine constraint that takes into account all the rates λ_i , $i = 0, \dots, n$. This is related to factors such as the abundance of intracellular ribosomes, initiation factors, intracellular tRNA molecules, and elongation factors. For example, all tRNA molecules are transcribed by the same transcription factors (TFIIB) and by RNA polymerase III. The values w_i , $i = 0, \dots, n$, can be used to provide different weighting to the different rates. It has been shown in [23] that the optimal solution always satisfies $\sum_{i=0}^n w_i \lambda_i^* = b$. Of course, by scaling the w_i s we may always assume that $b = 1$.

By Theorem 1, Problem 1 is equivalent to the following eigenvalue minimization problem.

Problem 2 Let $b, w_0, w_1, \dots, w_n > 0$ be as in Problem 1. Consider the matrix A in (11). Minimize $\rho(A)$ with respect to the parameters $\lambda_0, \dots, \lambda_n$, subject to the constraints in (12).

The two problems above are equivalent in the sense that λ^* is a solution of one problem if and only if it is a solution of the second. Also, for $A^* := A(\lambda^*)$ we have $\rho(A^*) = (R^*)^{-1/2}$.

The next result from [23] shows that Problem 2 (and thus Problem 1) admits several desirable properties.

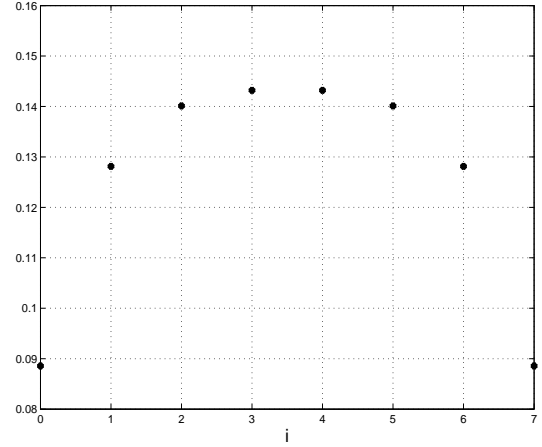


Fig. 1. λ_i^* as a function of i for an RFM with $n = 7$ and the homogenous constraint (14).

Let $\text{int}(\mathbb{R}_+^k)$ denote the interior of \mathbb{R}_+^k i.e. the set $\{x \in \mathbb{R}^k : x_i > 0, i = 1, \dots, k\}$.

Theorem 2 [23] The solution $\lambda^* = [\lambda_0^*, \dots, \lambda_n^*]'$ of Problem 1 satisfies $\lambda_i^* > 0$ for all i . Furthermore, the function $R = R(\lambda)$ is strictly concave on $\text{int}(\mathbb{R}_+^{n+1})$, so Problem 1 is a convex optimization problem, and the solution λ^* is unique and can be found using numerical algorithms that scale well with n . The optimal steady-state production rate $R^* := R(\lambda_0^*, \dots, \lambda_n^*)$ satisfies

$$R^* = \frac{(\lambda_0^*)^2}{\lambda_0^* + \frac{w_1}{w_0} \lambda_1^*}. \quad (13)$$

1.1.1 Maximization subject to a homogeneous constraint

It is interesting to consider the case where all the weights w_i in Problem 1 are equal. We refer to this as the *homogeneous constraint* case. Indeed, in this case the weights give equal preference to all the rates, so if the corresponding optimal solution satisfies $\lambda_i^* > \lambda_j^*$ for some i, j then this implies that, in the context of maximizing R , λ_i is “more important” than λ_j . By (10), we may assume in this case, without loss of generality, that

$$w_0 = \dots = w_n = b = 1. \quad (14)$$

Example 1 Consider Problem 1 for an RFM with $n = 7$ and the homogenous constraint (14). Fig. 1 depicts the optimal values λ_i^* , $i = 0, \dots, 7$, computed using a simple search algorithm (that is guaranteed to converge for convex optimization problems). It may be seen that the λ_i^* s are symmetric, i.e. $\lambda_i^* = \lambda_{7-i}^*$, and that they increase towards the center of the chain. Fig. 2 depicts the corresponding optimal values e_i^* . It may be seen that the steady-state occupancy levels strictly decreases along the chain.

In this paper, we analyze the properties of the optimal rates λ^* , the corresponding steady-state occupancies e^* ,

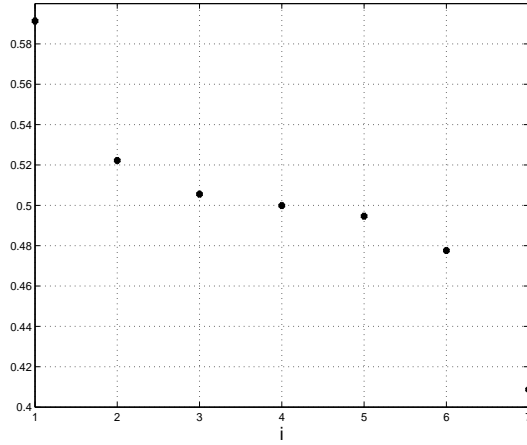


Fig. 2. e_i^* as a function of i for an RFM with $n = 7$ and the homogeneous constraint (14).

and translation rate R^* . The next section describes our main results. Section 3 describes some of the biological implications of the theoretical results, and describes possible directions for further research. To streamline the presentation, all the proofs are placed in the Appendix.

2 MAIN RESULTS

We begin by stating several results that hold in general for Problem 1. These results are of independent interest, and will also be used to analyze the specific case of the homogeneous constraint below.

2.1 Sensitivity at the Optimal Rates

Given $\lambda^* \in \text{int}(\mathbb{R}^{n+1})$, pick $i, j \in \{0, \dots, n\}$, with $i \neq j$, and consider the vector $\tilde{\lambda}$ defined by

$$\tilde{\lambda}_k := \begin{cases} \lambda_i^* + \frac{\varepsilon}{w_i}, & k = i, \\ \lambda_j^* - \frac{\varepsilon}{w_j}, & k = j, \\ \lambda_k^*, & \text{otherwise,} \end{cases}$$

where $|\varepsilon|$ is sufficiently small so that $\tilde{\lambda}_k > 0$ for all k . Note that $\sum_{k=0}^n w_k \tilde{\lambda}_k = \sum_{k=0}^n w_k \lambda_k^* = b$. Then

$$\begin{aligned} \tilde{R} &:= R(\tilde{\lambda}) \\ &= R(\lambda^*) + \frac{\varepsilon}{w_i} \frac{\partial R(\lambda^*)}{\partial \lambda_i} - \frac{\varepsilon}{w_j} \frac{\partial R(\lambda^*)}{\partial \lambda_j} + o(\varepsilon). \end{aligned}$$

Using the fact that $R^* > \tilde{R}$ for all $\varepsilon \in \mathbb{R} \setminus \{0\}$ (with $|\varepsilon|$ sufficiently small) implies that

$$\frac{1}{w_i} \frac{\partial R(\lambda^*)}{\partial \lambda_i} = \frac{1}{w_j} \frac{\partial R(\lambda^*)}{\partial \lambda_j}, \quad \text{for all } i, j. \quad (15)$$

In other words, the weighted sensitivities at the optimal values are all equal. This result has already been derived in [23]. Here we give a slightly stronger result that provides a closed-form expression for the weighted sensitivities.

Proposition 1 Consider Problem 1. The weighted sensitivities at the optimal parameter values satisfy

$$\frac{1}{w_i} \frac{\partial}{\partial \lambda_i} R(\lambda^*) = \frac{R(\lambda^*)}{b}, \quad i = 0, \dots, n. \quad (16)$$

Remark 1 For the case of a homogeneous constraint, this yields $\frac{\partial}{\partial \lambda_i} R(\lambda^*) = R(\lambda^*)/b$, $i = 0, \dots, n$, so in particular all the sensitivities at the optimal solution are equal. This is reasonable, as otherwise it would be possible to find a better solution by placing a larger [smaller] rate $\tilde{\lambda}_i$ [$\tilde{\lambda}_j$] at site i [j] that has a higher [lower] sensitivity, while preserving the total bound on the rates. This also implies that to first-order in ε ,

$$\begin{aligned} R(\lambda^* + \varepsilon e^k) &= R(\lambda^*) + \varepsilon \frac{\partial}{\partial \lambda_k} R(\lambda^*) \\ &= R(\lambda^*) + \varepsilon R(\lambda^*)/b, \end{aligned}$$

where e^k is the vector with 1 in entry k , and 0 elsewhere.

Note that Prop. 1 implies that the optimal solution of Problem 2 satisfies

$$\frac{1}{w_i} \frac{\partial}{\partial \lambda_i} \rho(A^*) = -\frac{1}{2b} \rho(A^*), \quad i = 0, \dots, n. \quad (17)$$

Example 2 Consider the very simple case of an RFM with $n = 1$. Solving (9) yields $R = \frac{\lambda_0 \lambda_1}{\lambda_0 + \lambda_1}$. Using the constraint $w_0 \lambda_0 + w_1 \lambda_1 = b$ yields $R = \frac{\lambda_0 (b - w_0 \lambda_0)}{(w_1 - w_0) \lambda_0 + b}$. The unique maximizing value is $\lambda_0^* = \frac{b}{w_0 + \sqrt{w_0 w_1}}$, so $\lambda_1^* = \frac{b}{w_1 + \sqrt{w_0 w_1}}$, and

$$\begin{aligned} R^* &= R(\lambda_0^*, \lambda_1^*) \\ &= \frac{b}{(\sqrt{w_0} + \sqrt{w_1})^2}. \end{aligned}$$

On the other-hand, the derivatives are

$$\frac{\partial R}{\partial \lambda_0} = \frac{\lambda_1^2}{(\lambda_0 + \lambda_1)^2}, \quad \frac{\partial R}{\partial \lambda_1} = \frac{\lambda_0^2}{(\lambda_0 + \lambda_1)^2},$$

and substituting the optimal values yields $\frac{\partial R(\lambda^*)}{\partial \lambda_i} = w_i R^*/b$, $i = 0, 1$.

2.2 Optimal Steady-State Occupancies

Let $e_i^* = e_i(\lambda_0^*, \dots, \lambda_n^*)$ denote the steady-state occupancy levels corresponding to the optimal rates. Our first result relates these occupancy levels to the optimal rates.

Proposition 2 The steady-state occupancy levels corresponding to the optimal rates satisfy

$$\frac{\lambda_{i+1}^*}{\lambda_i^*} = \frac{w_i}{w_{i+1}} \frac{e_{i+1}^*}{1 - e_{i+1}^*}, \quad i = 0, \dots, n-1. \quad (18)$$

Prop. 2 implies that given the optimal rates λ_i^* the corresponding steady-state occupancies can be determined via

$$e_{i+1}^* = \left(1 + \frac{\lambda_i^*}{\lambda_{i+1}^*} \frac{w_i}{w_{i+1}} \right)^{-1}, \quad (19)$$

instead of by solving (3).

The e_i^* s thus satisfy two sets of equations: the set given in Prop. 2, and the set based on the RFM steady-state equation (3), that is,

$$e_i^* = \frac{\lambda_{i+1}^*}{\lambda_i^*} \frac{e_{i+1}^*}{1 - e_{i+1}^*} (1 - e_{i+2}^*), \quad i = 0, \dots, n-1.$$

Combining these sets of equations yields the following.

Corollary 1 *The optimal occupancies satisfy*

$$e_i^* = \frac{w_i}{w_{i+1}} \left(\frac{e_{i+1}^*}{1 - e_{i+1}^*} \right)^2 (1 - e_{i+2}^*), \quad i = 0, \dots, n-1, \quad (20)$$

with $e_0^* := 1$ and $e_{n+1}^* := 0$.

Example 3 Consider Problem 1 for an RFM with $n = 3$ and the homogeneous constraint (14). In this case, (20) yields

$$\begin{aligned} 1 &= \left(\frac{e_1^*}{1 - e_1^*} \right)^2 (1 - e_2^*), \\ e_1^* &= \left(\frac{e_2^*}{1 - e_2^*} \right)^2 (1 - e_3^*), \\ e_2^* &= \left(\frac{e_3^*}{1 - e_3^*} \right)^2. \end{aligned}$$

Solving this yields

$$e^* = [2 - \sqrt{2}, 1/2, \sqrt{2} - 1]'. \quad (21)$$

Now applying (18) and using the fact that $\lambda_0^* + \dots + \lambda_3^* = 1$, yields

$$\lambda^* = \left[\frac{2\sqrt{2}-1}{\sqrt{7}}, \frac{4-\sqrt{2}}{7}, \frac{4-\sqrt{2}}{7}, \frac{2\sqrt{2}-1}{\sqrt{7}} \right]'. \quad (22)$$

Remark 2 An important question is how many λ_i^* values are needed in order to uniquely determine R^* ? It follows from (13) that knowing λ_0^* and λ_1^* is enough. Also, it follows from (19) with $i = n - 1$ that

$$\begin{aligned} R^* &= \lambda_n^* e_n^* \\ &= \frac{(\lambda_n^*)^2}{\lambda_n^* + \frac{w_{n-1}}{w_n} \lambda_{n-1}^*}. \end{aligned}$$

Thus, knowing either the first or the last two optimal rates is enough to uniquely determine R^* .

2.3 Homogenous Constraint

As noted above, it is interesting to consider Problem 1 with the homogeneous constraint (14). The following result proves that in this case the optimal solution λ^* and the corresponding e^* always have the structure depicted in Figs. 1 and 2.

Proposition 3 *Consider Problem 1 with the homogenous constraint (14). Then the following properties hold.*

- The optimal rates satisfy $\lambda_0^* < \lambda_1^* < \dots < \lambda_{\lfloor \frac{n}{2} \rfloor}^*$, and

$$\lambda_i^* = \lambda_{n-i}^*, \quad i = 0, \dots, n. \quad (23)$$

- The corresponding steady-state occupancies satisfy

$$e_i^* = 1 - e_{n-i+1}^*, \quad i = 1, \dots, n. \quad (24)$$

If n is even then

$$e_1^* > \dots > e_{\frac{n}{2}}^* > \frac{1}{2} > e_{\frac{n}{2}+1}^* > \dots > e_n^*, \quad (25)$$

and if n is odd then

$$e_1^* > \dots > e_{\frac{n-1}{2}}^* > e_{\frac{n+1}{2}}^* = \frac{1}{2} > e_{\frac{n+2}{2}}^* > \dots > e_n^*. \quad (26)$$

Note that (24) implies that $\sum_{i=1}^n e_i^* = n/2$. Note also that the results in (21) and (22) agree of course with the results in Prop. 3.

3 DISCUSSION

Gene translation is known to be one of the most energy consuming processes in the cell. Thus, it is reasonable to assume that this process evolved such that the protein production rate of highly-expressed genes is optimized given the limited cell resources. Maximizing the translation rate is also important in gene cloning for biotechnological applications.

The RFM is a deterministic mathematical model for translation-elongation obtained via a mean-field approximation of a fundamental model from non-equilibrium statistical mechanics called TASEP. The RFM includes $n+1$ positive parameters: the initiation rate λ_0 , and the elongation rates $\lambda_1, \dots, \lambda_n$.

It is possible to formulate the problem of optimizing the steady-state translation rate R , subject to the limited biomolecular budget, as a constrained optimization problem using the RFM. This problem has several desirable properties that follow from the fact that R is a strictly concave function of the rates λ_i , $i = 0, \dots, n$ [23].

In this paper, we analyzed the optimal vector of initiation and elongation rates λ^* , and the corresponding steady-state occupancies (ribosomal densities) e^* . Our results show that for a constraint that gives equal weighting to all the rates, λ^* has a special structure: the rates λ_i^* are symmetric with respect to the center of the chain, and strictly decrease as we move towards the ends of the chain. This holds for every dimension n . The reason for this structure is the particle-hole symmetry, and the fact that sites at the center of the chain have a large number of neighboring sites. These results agree with the so called ‘‘edge-effect’’ in TASEP (see, for example, [10] and [9]), i.e. the fact that the output rate is less sensitive to the rates close to the edges of the chain.

Since the optimal rates close to the two ends of the chain are relatively small, these rates may be considered as the limiting factors of the translation process. Yet, this intuitive interpretation is wrong. Indeed, at the optimal

solution all the sensitivities to a change in any of the rates are equal (see Remark 1), so all the rates limit the translation rate to the *same extent*. The rates towards the center of the chain have a higher effect on R and, therefore, the optimal solution includes lower rates at the ends of the chain. An important open problem in gene translation is what is the dominant gene translation regime: some studies claim that initiation is the rate limiting step [12], while others claim that the elongation step is also rate limiting [32], [33]. Our results suggest that in addressing this question one must take into account not only the values of the initiation and elongation rates, but also the *sensitivity* of the production rate with respect to these rates.

An interesting topic for further research is maximizing the protein production rate when some of the rates are fixed. For example, suppose that we fix one or more of the rates to small values so that they form a bottleneck in the chain. Then optimizing over the other rates provides information on how to overcome the decrease due to the bottlenecks in an optimal manner. For example, consider the RFM with $n = 4$ and the homogeneous constraint (14). The optimal rates are

$$\lambda^* = [0.1559, 0.2243, 0.2396, 0.2243, 0.1559]', \quad (27)$$

and $R^* = 0.0639$. Now suppose that we fix $\lambda_2 = 0.02$, and optimize over the other rates subject to the constraint $\lambda_0 + \lambda_1 + \lambda_3 + \lambda_4 \leq 1 - 0.02 = 0.98$. Now the optimal solution is

$$\tilde{\lambda} = [0.0935, 0.3965, 0.02, 0.3965, 0.0935]',$$

and $\tilde{R} = 0.0178$. Comparing this to (27), we see that $\tilde{\lambda}_i > \lambda_i^*$, $i = 1, 3$. Indeed, these rates must increase in order to compensate for the forced slow rate at site 2. Note that although $\tilde{\lambda}_2/\lambda_2^* = 0.083$, $\tilde{R}/R^* = 0.2786$. Thus, the optimal solution is able to compensate, to some extent, for the drastic reduction in the elongation rate.

Fig. 3 depicts the occupancy levels \tilde{e}_i , $i = 1, \dots, 4$, corresponding to $\tilde{\lambda}$. Now of course the properties in Prop. 3 no longer hold. As expected, forcing λ_2 to a low value yields a high [low] value for \tilde{e}_2 [\tilde{e}_3].

APPENDIX: PROOFS

Proof of Prop. 1. By Euler's theorem for homogeneous functions,

$$\begin{aligned} R(\lambda) &= \sum_{i=0}^n \lambda_i \frac{\partial R(\lambda)}{\partial \lambda_i} \\ &= \sum_{i=0}^n \lambda_i w_i \frac{1}{w_i} \frac{\partial R(\lambda)}{\partial \lambda_i}. \end{aligned}$$

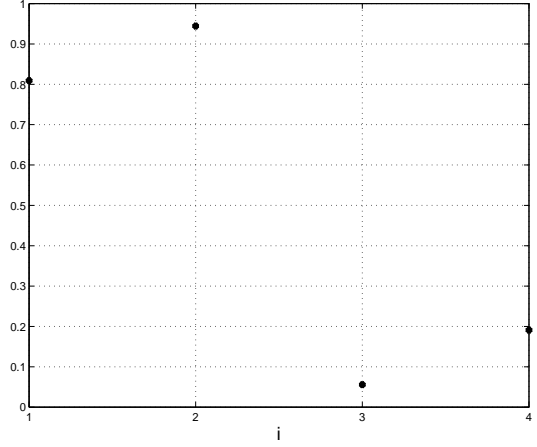


Fig. 3. \tilde{e}_i as a function of i for an RFM with $n = 4$.

Substituting $\lambda = \lambda^*$ and using (15) yields

$$\begin{aligned} R(\lambda^*) &= \sum_{i=0}^n \lambda_i^* w_i \frac{1}{w_i} \frac{\partial R(\lambda^*)}{\partial \lambda_i} \\ &= \frac{1}{w_1} \frac{\partial R(\lambda^*)}{\partial \lambda_1} \sum_{i=0}^n \lambda_i^* w_i \\ &= \frac{1}{w_1} \frac{\partial R(\lambda^*)}{\partial \lambda_1} b, \end{aligned}$$

and this completes the proof of Prop. 1. \square

Proof of Prop. 2. For $\lambda \in \text{int}(\mathbb{R}_+^{n+1})$ and $i \in \{0, \dots, n\}$, define

$$G_{n-i}(z) := 1 - \frac{z/\lambda_i}{1 - \frac{z/\lambda_{i+1}}{1 - \frac{z/\lambda_{i+2}}{\ddots 1 - \frac{z/\lambda_{n-1}}{1 - z/\lambda_n}}}}. \quad (28)$$

Note that (9) implies that

$$G_n(R(\lambda)) = 0, \quad \text{for all } \lambda \in \text{int}(\mathbb{R}_+^{n+1}), \quad (29)$$

and that (7) and (8) yield

$$G_{n-i}(R(\lambda)) = 1 - e_i(\lambda), \quad (30)$$

for all $\lambda \in \text{int}(\mathbb{R}_+^{n+1})$, $i = 0, \dots, n$.

We require the following result.

Proposition 4 For all $i = 0, \dots, n$,

$$\frac{\partial G_n}{\partial \lambda_i}(z) = \frac{z^{i+1}}{\left(\prod_{\ell=0}^{i-1} \lambda_\ell\right) \left(\prod_{\ell=1}^i G_{n-\ell}^2(z)\right) \lambda_i^2 G_{n-(i+1)}(z)}.$$

Proof of Prop. 4. Pick $k \in \{0, 1, \dots, n-1\}$. By (28), $G_{n-k}(z) = 1 - \frac{z/\lambda_k}{G_{n-(k+1)}(z)}$ for all k . Therefore,

$$\frac{\partial G_{n-k}}{\partial \lambda_j} = \frac{z}{\lambda_k G_{n-(k+1)}^2} \frac{\partial G_{n-(k+1)}}{\partial \lambda_j}, \quad \text{for all } j \neq k, \quad (31)$$

and

$$\frac{\partial G_{n-k}}{\partial \lambda_k} = \frac{z}{\lambda_k^2 G_{n-(k+1)}}. \quad (32)$$

Thus,

$$\begin{aligned} \frac{\partial G_n}{\partial \lambda_i} &= \frac{z}{\lambda_0 G_{n-1}^2} \frac{\partial G_{n-1}}{\partial \lambda_i} \\ &= \frac{z}{\lambda_0 G_{n-1}^2} \frac{z}{\lambda_1 G_{n-2}^2} \frac{\partial G_{n-2}}{\partial \lambda_i} \\ &\vdots \\ &= \frac{z^i}{\left(\prod_{\ell=0}^{i-1} \lambda_\ell\right) \left(\prod_{\ell=1}^i G_{n-\ell}^2\right)} \frac{\partial G_{n-i}}{\partial \lambda_i}, \end{aligned}$$

and using (32) completes the proof of Prop. 4. \square

We can now proceed with the proof of Prop. 2. It follows from (29) that

$$\begin{aligned} 0 &= \frac{dG_n(R)}{d\lambda_i} \\ &= \frac{\partial G_n(R)}{\partial R} \frac{\partial R}{\partial \lambda_i} + \frac{\partial G_n(R)}{\partial \lambda_i}, \end{aligned}$$

for all $i \in \{0, \dots, n\}$, $\lambda \in \text{int}(\mathbb{R}_+^{n+1})$. Substituting the optimal parameter values and using (16) yields

$$0 = \frac{\partial G_n(R^*)}{\partial R} \frac{w_i R^*}{b} + \frac{\partial G_n(R^*)}{\partial \lambda_i}, \quad i = 0, \dots, n. \quad (33)$$

Combining this with Prop. 4 and (30) yields

$$\frac{\partial G_n(R^*)}{\partial R} = \frac{-b(R^*)^i}{w_i \left(\prod_{\ell=0}^i \lambda_\ell^*\right) \left(\prod_{\ell=1}^i (1 - e_\ell^*)^2\right) \lambda_i^* (1 - e_{i+1}^*)},$$

for all $i = 0, \dots, n$. Pick $j \in \{0, \dots, n-1\}$. Then

$$\begin{aligned} &\frac{(R^*)^j}{w_j \left(\prod_{\ell=0}^j \lambda_\ell^*\right) \left(\prod_{\ell=1}^j (1 - e_\ell^*)^2\right) \lambda_j^* (1 - e_{j+1}^*)} \\ &= \frac{(R^*)^{j+1}}{w_{j+1} \left(\prod_{\ell=0}^{j+1} \lambda_\ell^*\right) \left(\prod_{\ell=1}^{j+1} (1 - e_\ell^*)^2\right) \lambda_{j+1}^* (1 - e_{j+2}^*)}. \end{aligned}$$

Simplifying this and using the fact that $R^* = \lambda_{j+1}^* e_{j+1}^* (1 - e_{j+2}^*)$ (see (5)) yields (18). \square

Proof of Prop. 3. Let x denote the coordinates of an RFM with dimension n and rates $\lambda = [\zeta_0, \zeta_1, \dots, \zeta_n]'$. Define $\tilde{x}_i(t) := 1 - x_{n-i+1}(t)$, $i = 1, \dots, n$. It is straightforward to verify that the dynamics of the \tilde{x} -system is just that of the RFM, but with rates $\tilde{\lambda} = [\zeta_n, \zeta_{n-1}, \dots, \zeta_0]'$. Since x_i converges to e_i , \tilde{x}_i converges to $1 - e_{n-i+1}$. This proves the following.

Fact 1 Consider two RFMs with dimension n , one with rates $\lambda = [\zeta_0, \zeta_1, \dots, \zeta_n]'$ and steady-state e , and the second with rates $\tilde{\lambda} = [\zeta_n, \zeta_{n-1}, \dots, \zeta_0]'$ and steady-state \tilde{e} . Then

$$\tilde{e}_i = 1 - e_{n-i+1}, \quad i = 1, \dots, n. \quad (34)$$

Intuitively speaking, the unidirectional flow of particles along the chain may also be interpreted as the flow of ‘‘holes’’ in the opposite direction, and this yields

Fact 1. In the TASEP literature, this is known as the *particle-hole symmetry* (see, e.g., [13]).

Note that (34) implies in particular that

$$\begin{aligned} R &= \zeta_n e_n \\ &= \tilde{\lambda}_0 (1 - \tilde{e}_1) \\ &= \tilde{R}, \end{aligned}$$

where the last step follows from (5). Thus,

$$R(\zeta_0, \zeta_1, \dots, \zeta_n) = R(\zeta_n, \zeta_{n-1}, \dots, \zeta_0). \quad (35)$$

Let λ^* denote the optimal solution for Problem 1 with the homogeneous constraint. Since $w_i = w_{n-i}$ for all $i = 0, \dots, \lfloor n/2 \rfloor$, the vector $\tilde{\lambda}^* := [\lambda_n^*, \lambda_{n-1}^*, \dots, \lambda_0^*]'$ satisfies the constraint $\sum_{i=0}^n w_i \tilde{\lambda}_i^* = b$. By (35), $\tilde{\lambda}^*$ is also an optimal solution. By uniqueness of the optimal solution, $\tilde{\lambda}^* = \lambda^*$. This proves (23), and using Fact 1 proves (24).

To prove that the λ_i^* s increase as we move towards the center of the chain, note that by (18),

$$\frac{\lambda_1^*}{\lambda_0^*} = \frac{e_1^*}{1 - e_1^*}. \quad (36)$$

On the other-hand (3) gives $\frac{\lambda_1^*}{\lambda_0^*} = \frac{1 - e_1^*}{e_1^*} \frac{1}{1 - e_2^*}$, so

$$\left(\frac{\lambda_1^*}{\lambda_0^*}\right)^2 = \frac{1}{1 - e_2^*},$$

and since $e_2^* \in (0, 1)$,

$$\lambda_0^* < \lambda_1^*, \quad (37)$$

and (36) implies that

$$e_1^* > 1/2. \quad (38)$$

Consider first the case where n is even. Let $m := n/2$. We need to show that

$$\lambda_0^* < \lambda_1^* < \dots < \lambda_m^*. \quad (39)$$

Seeking a contradiction, assume that

$$\lambda_{m-1}^* \geq \lambda_m^*. \quad (40)$$

Then (18) gives $e_m^* \leq 1/2$. Now (3) and (24) yield

$$\begin{aligned} e_{m-1}^* &= \frac{\lambda_m^*}{\lambda_{m-1}^*} \frac{e_m^*}{1 - e_m^*} (1 - e_{m+1}^*) \\ &\leq 1 \times 1 \times e_{n-m}^* \\ &= e_m^*, \end{aligned}$$

so $e_{m-1}^* \leq 1/2$. Combining this with (18) yields $\lambda_{m-2}^* \geq \lambda_{m-1}^*$. Now (3) and (24) yield

$$\begin{aligned} e_{m-2}^* &= \frac{\lambda_m^*}{\lambda_{m-2}^*} \frac{e_m^*}{1 - e_{m-1}^*} (1 - e_{m+1}^*) \\ &\leq e_m^*, \end{aligned}$$

so $e_{m-2}^* \leq 1/2$. Proceeding in this way yields $\lambda_m^* \leq \lambda_{m-1}^* \leq \dots \leq \lambda_1^* \leq \lambda_0^*$. This contradicts (37), and thus

proves that

$$\lambda_{m-1}^* < \lambda_m^*.$$

We can now prove, in a similar fashion, that $\lambda_{m-2}^* < \lambda_{m-1}^*$ and then that $\lambda_{m-3}^* < \lambda_{m-2}^*$, etc., and this yields (39). Applying Prop. 2 yields $e_i^* > 1/2$, $i = 1, \dots, m$. Combining this with (39), (7), and (24) proves (25).

We now turn to the case where n is odd. Let $m := (n-1)/2$. Note that (24) implies that $e_{m+1}^* = 1/2$. We need to show that (39) holds. Seeking a contradiction, assume that

$$\lambda_{m-1}^* \geq \lambda_m^*. \quad (41)$$

Then (18) gives $e_m^* \leq 1/2$. Now (3) and (26) yield

$$\begin{aligned} e_{m-1}^* &= \frac{\lambda_m^*}{\lambda_{m-1}^*} \frac{e_m^*}{1 - e_m^*} (1 - e_{m+1}^*) \\ &\leq 1 \times 1 \times 1/2. \end{aligned}$$

Combining this with (18) yields $\lambda_{m-2}^* \geq \lambda_{m-1}^*$. Proceeding as above yields $\lambda_m^* \leq \lambda_{m-1}^* \leq \dots \leq \lambda_1^* \leq \lambda_0^*$. This contradicts (37), and thus proves that

$$\lambda_{m-1}^* < \lambda_m^*.$$

We can now prove, in a similar fashion, that $\lambda_{m-2}^* < \lambda_{m-1}^*$ and then that $\lambda_{m-3}^* < \lambda_{m-2}^*$, etc., and this yields (39). The proof of (26) follows as in the case where n is even. This completes the proof of Prop. 3. \square

ACKNOWLEDGMENT

We thank Leonid Mirkin for helpful discussions. This research is partially supported by research grants from the ISF and from the Ela Kodesz Institute for Medical Engineering and Physical Sciences.

REFERENCES

- [1] B. Alberts, A. Johnson, J. Lewis, M. Raff, K. Roberts, and P. Walter, *Molecular Biology of the Cell*. New York: Garland Science, 2008.
- [2] J. T. Albrecht, C. P. Chan, and A. Edelman, "Sturm sequences and random eigenvalue distributions," *Found. Comput. Math.*, vol. 9, no. 4, pp. 461–483, 2009.
- [3] Z. Aminzare and E. D. Sontag, "Contraction methods for nonlinear systems: A brief introduction and some open problems," in *Proc. 53rd IEEE Conf. on Decision and Control*, LA, 2014.
- [4] D. Angeli and E. D. Sontag, "Monotone control systems," *IEEE Trans. Automat. Control*, vol. 48, pp. 1684–1698, 2003.
- [5] R. A. Blythe and M. R. Evans, "Nonequilibrium steady states of matrix-product form: a solver's guide," *J. Phys. A: Math. Gen.*, vol. 40, no. 46, pp. R333–R441, 2007.
- [6] D. Chu, N. Zabet, and T. von der Haar, "A novel and versatile computational tool to model translation," *Bioinformatics*, vol. 28, no. 2, pp. 292–3, 2012.
- [7] A. Dana and T. Tuller, "Efficient manipulations of synonymous mutations for controlling translation rate—an analytical approach," *J. Comput. Biol.*, vol. 19, pp. 200–231, 2012.
- [8] C. Deneke, R. Lipowsky, and A. Valleriani, "Effect of ribosome shielding on mRNA stability," *Phys. Biol.*, vol. 10, no. 4, p. 046008, 2013.
- [9] J. J. Dong, B. Schmittmann, and R. K. P. Zia, "Inhomogeneous exclusion processes with extended objects: The effect of defect locations," *Phys. Rev. E*, vol. 76, p. 051113, 2007.
- [10] J. J. Dong, B. Schmittmann, and R. K. P. Zia, "Towards a model for protein production rates," *J. Statistical Physics*, vol. 128, no. 1–2, pp. 21–34, 2007.
- [11] R. Heinrich and T. Rapoport, "Mathematical modelling of translation of mRNA in eucaryotes; steady state, time-dependent processes and application to reticulocytes," *J. Theoretical Biology*, vol. 86, pp. 279–313, 1980.
- [12] G. Kudla, A. W. Murray, D. Tollervey, and J. B. Plotkin, "Coding-sequence determinants of gene expression in *Escherichia coli*," *Science*, vol. 324, pp. 255–258, 2009.
- [13] G. Lakatos, T. Chou, and A. Kolomeisky, "Steady-state properties of a totally asymmetric exclusion process with periodic structure," *Phys. Rev. E*, vol. 71, p. 011103, 2005.
- [14] J. Lodge, P. Lund, and S. Minchin, *Gene Cloning: Principles and Applications*. Taylor and Francis, 2006.
- [15] W. Lohmiller and J.-J. E. Slotine, "On contraction analysis for nonlinear systems," *Automatica*, vol. 34, pp. 683–696, 1998.
- [16] L. Lorentzen and H. Waadeland, *Continued Fractions: Convergence Theory*, 2nd ed. Paris: Atlantis Press, 2008, vol. 1.
- [17] C. T. MacDonald, J. H. Gibbs, and A. C. Pipkin, "Kinetics of biopolymerization on nucleic acid templates," *Biopolymers*, vol. 6, pp. 1–25, 1968.
- [18] M. Margaliot, E. D. Sontag, and T. Tuller, "Entrainment to periodic initiation and transition rates in a computational model for gene translation," *PLoS ONE*, vol. 9, no. 5, p. e96039, 2014.
- [19] M. Margaliot and T. Tuller, "Stability analysis of the ribosome flow model," *IEEE/ACM Trans. Computational Biology and Bioinformatics*, vol. 9, pp. 1545–1552, 2012.
- [20] M. Margaliot and T. Tuller, "Ribosome flow model with positive feedback," *J. Royal Society Interface*, vol. 10, p. 20130267, 2013.
- [21] E. Nurenborg and R. Tampe, "Tying up loose ends: ribosome recycling in eukaryotes and archaea," *Trends Biochem Sci.*, vol. 38, no. 2, pp. 64–74, 2013.
- [22] J. Plotkin and G. Kudla, "Synonymous but not the same: the causes and consequences of codon bias," *Nat. Rev. Genet.*, vol. 12, pp. 32–42, 2011.
- [23] G. Póker, Y. Zarai, M. Margaliot, and T. Tuller, "Maximizing protein translation rate in the nonhomogeneous ribosome flow model: A convex optimization approach," *J. Royal Society Interface*, vol. 11, no. 100, p. 20140713, 2014.
- [24] J. Racle, F. Picard, L. Girbal, M. Coccagn-Bousquet, and V. Hatzimanikatis, "A genome-scale integration and analysis of *Lactococcus lactis* translation data," *PLOS Computational Biology*, vol. 9, no. 10, p. e1003240, 2013.
- [25] S. Reuveni, I. Meilijson, M. Kupiec, E. Ruppín, and T. Tuller, "Genome-scale analysis of translation elongation with a ribosome flow model," *PLOS Computational Biology*, vol. 7, p. e1002127, 2011.
- [26] A. Schadschneider, D. Chowdhury, and K. Nishinari, *Stochastic Transport in Complex Systems: From Molecules to Vehicles*. Elsevier, 2011.
- [27] P. Shah, Y. Ding, M. Niemczyk, G. Kudla, and J. Plotkin, "Rate-limiting steps in yeast protein translation," *Cell*, vol. 153, no. 7, pp. 1589–601, 2013.
- [28] L. B. Shaw, R. K. P. Zia, and K. H. Lee, "Totally asymmetric exclusion process with extended objects: a model for protein synthesis," *Phys. Rev. E*, vol. 68, p. 021910, 2003.
- [29] H. L. Smith, *Monotone Dynamical Systems: An Introduction to the Theory of Competitive and Cooperative Systems*, ser. Mathematical Surveys and Monographs. Providence, RI: Amer. Math. Soc., 1995, vol. 41.
- [30] E. D. Sontag, M. Margaliot, and T. Tuller, "On three generalizations of contraction," in *Proc. 53rd IEEE Conf. on Decision and Control*, LA, 2014. [Online]. Available: arXiv:1406.1474
- [31] S. Srinivasa and M. Haenggi, "A statistical mechanics-based framework to analyze ad hoc networks with random access," *IEEE Trans. Mobile Computing*, vol. 11, pp. 618–630, 2012.
- [32] F. Supek and T. Smuc, "On relevance of codon usage to expression of synthetic and natural genes in *Escherichia coli*," *Genetics*, vol. 185, pp. 1129–1134, 2010.
- [33] T. Tuller, A. Carmi, K. Vestsigian, S. Navon, Y. Dorfan, J. Zaborske, T. Pan, O. Dahan, I. Furman, and Y. Pilpel, "An evolutionarily conserved mechanism for controlling the efficiency of protein translation," *Cell*, vol. 141, no. 2, pp. 344–54, 2010.
- [34] T. Tuller, M. Kupiec, and E. Ruppín, "Determinants of protein abundance and translation efficiency in *S. cerevisiae*," *PLOS Computational Biology*, vol. 3, pp. 2510–2519, 2007.
- [35] T. Tuller, I. Veksler, N. Gazit, M. Kupiec, E. Ruppín, and M. Ziv, "Composite effects of gene determinants on the translation speed

- and density of ribosomes," *Genome Biol.*, vol. 12, no. 11, p. R110, 2011.
- [36] H. S. Wall, *Analytic Theory of Continued Fractions*. Bronx, NY: Chelsea Publishing Company, 1973.
- [37] S. Zhang, E. Goldman, and G. Zubay, "Clustering of low usage codons and ribosome movement," *J. Theoretical Biology*, vol. 170, pp. 339–54, 1994.
- [38] R. K. P. Zia, J. Dong, and B. Schmittmann, "Modeling translation in protein synthesis with TASEP: A tutorial and recent developments," *J. Statistical Physics*, vol. 144, pp. 405–428, 2011.