

3D Shape Reconstruction from 2D Landmarks: A Convex Formulation

Technical Report

Xiaowei Zhou[†], Spyridon Leonardos[†], Xiaoyan Hu[‡], Kostas Daniilidis[†]

[†] GRASP Laboratory, University of Pennsylvania

[‡] College of Information Science & Technology, Beijing Normal University

Abstract

We investigate the problem of reconstructing the 3D shape of an object, given a set of landmarks in a single image. To alleviate the reconstruction ambiguity, a widely-used approach is to confine the unknown 3D shape within a shape space built upon existing shapes. While this approach has proven to be successful in various applications, a challenging issue remains, i.e. the joint estimation of shape parameters and camera-pose parameters requires to solve a nonconvex optimization problem. The existing methods often adopt an alternating minimization scheme to locally update the parameters, and consequently the solution is sensitive to initialization. In this paper, we propose a convex formulation to address this issue and develop an efficient algorithm to solve the proposed convex program. We demonstrate the exact recovery property of the proposed method, its merits compared to the alternative methods, and the applicability in human pose, car and face reconstruction.

1. Introduction

3D object recognition from 2D images is a centric problem in computer vision. In recent years, there has been an emerging trend towards analyzing 3D geometry of objects including shapes and poses instead of merely providing bounding boxes in 2D images [25, 20, 2]. The 3D geometric reasoning can not only provide richer information about the scene for subsequent high-level tasks, but also improve the performance of object recognition [31].

Reconstructing the 3D geometry of an object from a single view is an ill-posed problem. But it is a possible task for a human observer, since human can leverage visual memory of object shapes. Inspired by this idea, more and more efforts have been made towards 3D model-based recognition leveraging the increasing availability of online 3D model databases. To address intra-class variability or nonrigid deformation, many works, e.g., [18],[23],[31],[24], have adopted a shape space originated from the “active shape

model” [12], where each shape is defined by a set of ordered 3D landmarks and the shape to be reconstructed is assumed to be a linear combination of predefined basis shapes. For reconstruction, the 3D shape model is fitted to the landmarks annotated or detected in images. In this way, the problem turns into a 3D-to-2D shape alignment problem, where the shape parameters (weights of the linear combination) and the pose parameters (viewpoint) have to be estimated simultaneously.

While this approach has achieved promising results in various applications, the model inference is still a challenging problem, since the subproblems of shape and pose estimation are coupled: the pose needs to be known to deform the 3D model to match 2D landmarks, while the exact 3D model is required to estimate the pose. The joint estimation of shape and pose parameters usually results in a nonconvex optimization problem, and the orthogonality constraint on the pose parameters makes the problem more complicated. The previous methods often adopted an alternating scheme to alternately update the shape and pose parameters until convergence. Therefore, the algorithms were sensitive to initialization and may get stuck at locally-optimal solutions. As mentioned in many works, e.g., [23],[18], most of the failed cases were attributed to bad initialization. Some heuristics have been used to relieve this issue, such as trying multiple initializations [24] or using a viewpoint-aware detector for pose initialization [31]. But there is still no guarantee for global optimality.

In this paper, we propose a convex formulation to address the aforementioned issue:

1. We use an augmented shape-space model, where a shape is represented as a linear combination of rotatable basis shapes. This model can give a linear representation of both intrinsic shape deformation and extrinsic viewpoint changes.
2. We use the convex relaxation of the orthogonality constraint to convert the entire problem into a spectral-norm regularized linear inverse problem, which is a convex program.

3. We develop an efficient algorithm to globally solve the proposed convex program.

The remainder of this paper is organized as follows. We first give a brief introduction to related work in Section 2. Then, we explain the formulation in Section 3 and provide the algorithm in Section 4. Next, we experimentally demonstrate the merits and applicability of the proposed method in Section 5. Finally, we conclude the paper with some discussions in Section 6.

2. Related Work

The most related work includes the papers solving shape reconstruction by fitting a 3D active shape model or its variant to 2D landmarks in images. This type of approaches has been successfully applied to a variety of applications including human pose estimation [23, 24, 15, 28], car recognition [18, 31, 21], face reconstruction [4, 17, 9], to name a few. Following are a few recent examples.

Ramakrishna et al. [23] proposed a sparse shape representation approach to reconstruct 3D human pose from annotated landmarks in a still image. Wang et al. [24] adopted a human pose detector to automatically locate the joints in 2D images and used a robust estimator to handle inaccurate joint detections. Fan et al. [15] proposed to improve the performance of [23] by encouraging locality when building the pose dictionary. Hejrati et al. [18] used the active shape model for 3D car reconstruction and produced 2D landmarks by a variant of deformable part models [16]. Lin et al. [21] proposed a method for joint 3D model fitting and fine-grained classification for cars. In some works, landmark locations were estimated jointly with shape fitting. For example, Zia [31] et al. developed a probabilistic framework to simultaneously localize 2D landmarks and recovery 3D object models. Zhou et al. [28] formulated human pose estimation as a matching problem, where the learnt spatio-temporal pose model was matched to extracted trajectories in a video.

A common component or an intermediate step in these works is the 3D model fitting to 2D landmarks. As mentioned in the introduction, the previous work usually relied on nonconvex formulations, which may be sensitive to initialization. The convex formulation proposed in this paper can potentially serve as a building block to improve the performance of the existing methods.

3. Formulation

3.1. Problem Statement

Mathematically, the problem studied in this paper can be described by the following linear system:

$$\mathbf{W} = \Pi \mathbf{S}, \quad (1)$$

where $\mathbf{S} \in \mathbb{R}^{3 \times p}$ denotes the unknown 3D shape, which is represented by 3D locations of p points. $\mathbf{W} \in \mathbb{R}^{2 \times p}$ denotes their projections in a 2D image. Π is the camera calibration matrix. To simplify the problem, the weak-perspective camera model is usually used, which is a good approximation when the object depth is much smaller than the distance from the camera. With this assumption, the calibration matrix has the following simple form:

$$\Pi = \begin{pmatrix} \alpha & 0 & 0 \\ 0 & \alpha & 0 \end{pmatrix}, \quad (2)$$

where α is a scalar depending on the focal length and the distance between the object and the camera.

There are always more variables than equations in (1). To make the problem well-posed, a widely-used assumption is that the unknown shape can be represented as a linear combination of predefined basis shapes, which is originated from the active shape model [12]:

$$\mathbf{S} = \sum_{i=1}^k c_i \mathbf{B}_i, \quad (3)$$

where $\mathbf{B}_i \in \mathbb{R}^{3 \times p}$ for $i = 1 : k$ represents a basis shape learnt from training data, while c_i denotes the weight of each basis shape. In this way, the reconstruction problem is turned into a problem of estimating several coefficients by fitting the model (3) to the landmarks in an image, which greatly reduces the number of unknowns.

Since the basis shapes are predefined, the relative rotation and translation between the camera frame and the coordinates defining the basis shapes need to be taken into account, and the 3D-2D projection is depicted by:

$$\mathbf{W} = \Pi \left(\mathbf{R} \sum_{i=1}^k c_i \mathbf{B}_i + \mathbf{T} \right), \quad (4)$$

where $\mathbf{R} \in \mathbb{R}^{3 \times 3}$ and $\mathbf{T} \in \mathbb{R}^3$ correspond to the rotation matrix and the translation vector, respectively. \mathbf{R} should be in the special orthogonal group

$$SO(3) = \{\mathbf{R} \in \mathbb{R}^{3 \times 3} | \mathbf{R}^T \mathbf{R} = \mathbf{I}, \det \mathbf{R} = 1\}. \quad (5)$$

Equation (4) can be further simplified as

$$\mathbf{W} = \bar{\mathbf{R}} \sum_{i=1}^k c_i \mathbf{B}_i, \quad (6)$$

where $\bar{\mathbf{R}} \in \mathbb{R}^{2 \times 3}$ denotes the first two rows of the rotation matrix, and the translation \mathbf{T} has been eliminated by centralizing the data, i.e. subtracting each row of \mathbf{W} and \mathbf{B} by its mean. Note that the scalar α in the calibration matrix has been absorbed into c_1, \dots, c_k .

In the active shape model, the number of basis shapes is set to be small, which assumes that the unknown shape lies in a low-dimensional linear space. In many recent works [23, 27, 29, 30], it has been shown that the low-dimensional linear space is insufficient to model complex shape variation, e.g., human poses, and a promising approach is using an over-complete dictionary and representing an unknown shape as a sparse combination of atoms in the dictionary. Such a sparse representation implicitly encodes the assumption that the unknown shape should lie in a union of subspaces that approximates a nonlinear shape manifold.

Based on the sparse representation of shapes, the following optimization problem is often considered to reconstruct an unknown shape:

$$\begin{aligned} \min_{\mathbf{c}, \bar{\mathbf{R}}} \quad & \frac{1}{2} \left\| \mathbf{W} - \bar{\mathbf{R}} \sum_{i=1}^k c_i \mathbf{B}_i \right\|_F^2 + \lambda \|\mathbf{c}\|_1, \\ \text{s.t.} \quad & \bar{\mathbf{R}} \bar{\mathbf{R}}^T = \mathbf{I}, \end{aligned} \quad (7)$$

where $\mathbf{c} = [c_1, \dots, c_k]^T$ and $\|\mathbf{c}\|_1$ represents the ℓ_1 norm of \mathbf{c} , which is the convex surrogate of the cardinality. $\|\cdot\|_F$ denotes the Frobenius norm of a matrix. The cost function terms in (7) correspond to the reprojection error and the sparsity of coefficients, respectively.

The optimization in (7) is nonconvex and there is an orthogonality constraint. A commonly-used strategy is the alternating minimization scheme, in which two steps are alternated: fixing $\bar{\mathbf{R}}$ and updating \mathbf{c} by solving the ℓ_1 minimization problem; and fixing \mathbf{c} and updating $\bar{\mathbf{R}}$ using certain rotation representations such as the quaternions, the exponential map or a manifold representation. Note that the Procrustes method cannot be used here since $\bar{\mathbf{R}} \in \mathbb{R}^{2 \times 3}$ is not a full rotation matrix and there is no closed-form solution [14]. Therefore, updating $\bar{\mathbf{R}}$ is also suboptimal. Consequently, the whole algorithm may get stuck at local minima far away from the globally-optimal solution.

3.2. Proposed Model

We propose to use the following shape-space model:

$$\mathbf{S} = \sum_{i=1}^k c_i \mathbf{R}_i \mathbf{B}_i, \quad (8)$$

in which there is a rotation for each basis shape. The model in (8) implicitly accounts for the viewpoint variability and the projected 2D model is

$$\mathbf{W} = \Pi \sum_{i=1}^k c_i \mathbf{R}_i \mathbf{B}_i = \sum_{i=1}^k \mathbf{M}_i \mathbf{B}_i, \quad (9)$$

where $\mathbf{M}_i \in \mathbb{R}^{2 \times 3}$ is the product of c_i and the first two rows of \mathbf{R}_i , which satisfies

$$\mathbf{M}_i \mathbf{M}_i^T = c_i^2 \mathbf{I}. \quad (10)$$

The motivation of using the models in (8) and (9) is to achieve a linear representation of shape variability in 2D, such that we can get rid of the bilinear form in (6), which is a necessary step towards a convex formulation.

The model in (9) is equivalent to the affine-shape model in existing literature [3, 26], which uses an augmented linear space to represent the shape variation in 2D caused by both intrinsic shape deformation and extrinsic viewpoint changes. As mentioned in [26], the augmented linear space can represent any 2D shape produced by the 3D shape model projected into the image plane, but the increase of degree of freedom may result in invalid shapes. In this work, we try to reduce the possibility of invalid cases by enforcing the orthogonality constraint on \mathbf{M}_i s and the sparsity constraint on the number of activated basis shapes. We will show that these constraints can be conveniently imposed by minimizing a convex regularizer.

Next, we will consider to replace the orthogonality constraint in (10) by its convex counterpart. The following lemma has been proven in literature [19]:

Lemma 1. *The convex hull of the Stiefel manifold $\mathcal{Q} = \{\mathbf{X} \in \mathbb{R}^{m \times n} \mid \mathbf{X}^T \mathbf{X} = \mathbf{I}\}$ equals the unit spectral-norm ball $\text{conv}(\mathcal{Q}) = \{\mathbf{X} \in \mathbb{R}^{m \times n} \mid \|\mathbf{X}\|_2 \leq 1\}$. $\|\mathbf{X}\|_2$ denotes the spectral norm (a.k.a. the induced 2-norm) of a matrix \mathbf{X} , which is defined as the largest singular value of \mathbf{X} .*

Based on Lemma 1, we have the following proposition:

Proposition 1. *Given a scalar s , the convex hull of $\mathcal{S} = \{\mathbf{Y} \in \mathbb{R}^{m \times n} \mid \mathbf{Y}^T \mathbf{Y} = s^2 \mathbf{I}\}$ equals the spectral-norm ball with a radius of $|s|$: $\text{conv}(\mathcal{S}) = \{\mathbf{Y} \in \mathbb{R}^{m \times n} \mid \|\mathbf{Y}\|_2 \leq |s|\}$.*

The proof is straightforward since there is a linear mapping between \mathcal{S} and \mathcal{Q} by $\mathbf{Y} = s\mathbf{X}$.

Consequently, the tightest convex relaxation to the constraint in (10) is given by $\|\mathbf{M}_i\|_2 \leq |c_i|$.

Finally, with the modified shape model, the relaxed orthogonality constraint and the assumption of sparse representation, we propose to minimize the ℓ_1 -norm of the coefficient vector for shape recovery under noiseless cases:

$$\begin{aligned} \min_{c_1, \dots, c_k, \mathbf{M}_1, \dots, \mathbf{M}_k} \quad & \sum_{i=1}^k |c_i|, \\ \text{s.t.} \quad & \mathbf{W} = \sum_{i=1}^k \mathbf{M}_i \mathbf{B}_i, \\ & \|\mathbf{M}_i\|_2 \leq |c_i|, \quad \forall i = 1 : k \end{aligned} \quad (11)$$

which is obviously equivalent to the following problem:

$$\begin{aligned} \min_{\mathbf{M}_1, \dots, \mathbf{M}_k} \quad & \sum_{i=1}^k \|\mathbf{M}_i\|_2, \\ \text{s.t.} \quad & \mathbf{W} = \sum_{i=1}^k \mathbf{M}_i \mathbf{B}_i. \end{aligned} \quad (12)$$

The formulation in (12) is a linear inverse problem, where we estimate a set of orthogonal matrices by minimizing their spectral norms. Interestingly, the conditions for exact recovery using such a convex program has been theoretically analyzed in [11]. We will provide numerical results to demonstrate the exact recovery property in Section 5.1.

Considering noise in real applications, we can solve:

$$\min_{\mathbf{M}_1, \dots, \mathbf{M}_k} \frac{1}{2} \left\| \mathbf{W} - \sum_{i=1}^k \mathbf{M}_i \mathbf{B}_i \right\|_F^2 + \lambda \sum_{i=1}^k \|\mathbf{M}_i\|_2. \quad (13)$$

The problem (13) is our final formulation. It is a penalized least-squares problem. We have following remarks:

1. The problem in (13) is convex programming, which can be solved globally. We will provide an efficient algorithm to solve it in Section 4.
2. Notice that $\|\cdot\|_2$ in the above formulations denotes the spectral norm of a matrix instead of the ℓ_2 -norm of a vector. As we will show in Section 4, minimizing the spectral norm of a matrix is equivalent to minimizing the ℓ_∞ -norm of the vector of singular values, which will simultaneously shrink the norm of the matrix towards zero and encourage its singular values to be equal. Therefore, by spectral-norm minimization, we can not only minimize the number of activated basis shapes but also encourage each transformation matrix \mathbf{M}_i to be orthogonal (an orthogonal matrix has equal singular values).

3.3. Reconstruction

After solving (13), we recover c_i and \mathbf{R}_i from the estimated \mathbf{M}_i , and reconstruct the 3D shape by (8). Specifically, $c_i = \|\mathbf{M}_i\|_2$ and $\mathbf{R}_i = \mathbf{M}_i/c_i$. Note that $c_i = -\|\mathbf{M}_i\|_2$ is also a feasible solution. To eliminate the ambiguity, we assume that $c_i \geq 0$ and impose this constraint when training the shape dictionary. Finally, the third row of \mathbf{R}_i is recovered by the cross product of the rows of \mathbf{R}_i .

4. Optimization

4.1. Proximal operator of the spectral norm

Before deriving the specific algorithm to solve (13), we firstly prove the following proposition, which will serve as an important building block in our algorithm.

Proposition 2. *The solution to the following problem*

$$\min_{\mathbf{X}} \frac{1}{2} \|\mathbf{Y} - \mathbf{X}\|_F^2 + \lambda \|\mathbf{X}\|_2 \quad (14)$$

is given by $\mathbf{X}^ = \mathcal{D}_\lambda(\mathbf{Y})$, where*

$$\mathcal{D}_\lambda(\mathbf{Y}) = \mathbf{U}_Y \text{diag}[\boldsymbol{\sigma}_Y - \lambda \mathcal{P}_{\ell_1}(\boldsymbol{\sigma}_Y/\lambda)] \mathbf{V}_Y^T, \quad (15)$$

\mathbf{U}_Y , \mathbf{V}_Y and $\boldsymbol{\sigma}_Y$ denote the left singular vectors, right singular vectors and the singular values of \mathbf{Y} , respectively. \mathcal{P}_{ℓ_1} is the projection of a vector to the unit ℓ_1 -norm ball.

Proof. The problem in (14) is a proximal problem [22]. The proximal problem associated with a function F is defined as

$$\text{prox}_{\lambda F}(\mathbf{Y}) = \arg \min_{\mathbf{X}} \frac{1}{2} \|\mathbf{Y} - \mathbf{X}\|_F^2 + \lambda F(\mathbf{X}), \quad (16)$$

with the solution denoted by $\text{prox}_{\lambda F}(\mathbf{Y})$ and named the proximal operator of F .

For the problem (14), $F(\mathbf{X}) = \|\mathbf{X}\|_2 = \|\boldsymbol{\sigma}_X\|_\infty$, where $\|\cdot\|_\infty$ means the ℓ_∞ norm. It says that F is a spectral function operated on singular values of a matrix. Based on the property of spectral functions [22, Section 6.7.2], we have

$$\text{prox}_{\lambda f}(\mathbf{Y}) = \mathbf{U}_Y \text{diag}[\text{prox}_{\lambda f}(\boldsymbol{\sigma}_Y)] \mathbf{V}_Y^T, \quad (17)$$

where f is the ℓ_∞ -norm. The proximal operator of the ℓ_∞ -norm can be computed by Moreau decomposition [22, Section 6.5]:

$$\text{prox}_{\lambda f}(\boldsymbol{\sigma}_Y) = \boldsymbol{\sigma}_Y - \lambda \mathcal{P}_{\ell_1}(\boldsymbol{\sigma}_Y/\lambda), \quad (18)$$

given that the ℓ_1 -norm is the dual norm of the ℓ_∞ -norm. \square

4.2. Algorithms

We present the algorithm to solve (13). The noiseless case (12) can be solved similarly. Our algorithm is based on the Alternating Direction Method of Multipliers (ADMM) [6] and the proximal operator of the spectral norm.

We first introduce an auxiliary variable \mathbf{Z} and rewrite (13) as follows

$$\begin{aligned} \min_{\widetilde{\mathbf{M}}, \mathbf{Z}} \quad & \frac{1}{2} \left\| \mathbf{W} - \mathbf{Z} \widetilde{\mathbf{B}} \right\|_F^2 + \lambda \sum_{i=1}^k \|\mathbf{M}_i\|_2, \\ \text{s.t.} \quad & \widetilde{\mathbf{M}} = \mathbf{Z}, \end{aligned} \quad (19)$$

where we concatenate $\mathbf{M}_1, \dots, \mathbf{M}_k$ as column-triplets of $\widetilde{\mathbf{M}}$ and $\mathbf{B}_1, \dots, \mathbf{B}_k$ as row-triplets of $\widetilde{\mathbf{B}}$.

The augmented Lagrangian of (19) reads:

$$\begin{aligned} \mathcal{L}_\mu(\widetilde{\mathbf{M}}, \mathbf{Z}, \mathbf{Y}) = & \frac{1}{2} \left\| \mathbf{W} - \mathbf{Z} \widetilde{\mathbf{B}} \right\|_F^2 + \lambda \sum_{i=1}^k \|\mathbf{M}_i\|_2 \\ & + \left\langle \mathbf{Y}, \widetilde{\mathbf{M}} - \mathbf{Z} \right\rangle + \frac{\mu}{2} \left\| \widetilde{\mathbf{M}} - \mathbf{Z} \right\|_F^2, \end{aligned} \quad (20)$$

where \mathbf{Y} is the dual variable and μ is a parameter controlling the step size in optimization. Then, the ADMM alternates between the following steps:

$$\widetilde{\mathbf{M}}^{t+1} = \arg \min_{\widetilde{\mathbf{M}}} \mathcal{L}_{\mu}(\widetilde{\mathbf{M}}, \mathbf{Z}^t, \mathbf{Y}^t); \quad (21)$$

$$\mathbf{Z}^{t+1} = \arg \min_{\mathbf{Z}} \mathcal{L}_{\mu}(\widetilde{\mathbf{M}}^{t+1}, \mathbf{Z}, \mathbf{Y}^t); \quad (22)$$

$$\mathbf{Y}^{t+1} = \mathbf{Y}^t + \mu (\widetilde{\mathbf{M}}^{t+1} - \mathbf{Z}^{t+1}). \quad (23)$$

For the step in (21), we have

$$\begin{aligned} & \min_{\widetilde{\mathbf{M}}} \mathcal{L}_{\mu}(\widetilde{\mathbf{M}}, \mathbf{Z}^t, \mathbf{Y}^t) \\ &= \min_{\widetilde{\mathbf{M}}} \frac{1}{2} \left\| \widetilde{\mathbf{M}} - \mathbf{Z}^t + \frac{1}{\mu} \mathbf{Y}^t \right\|_F^2 + \frac{\lambda}{\mu} \sum_{i=1}^k \|\mathbf{M}_i\|_2 \\ &= \min_{\mathbf{M}_1, \dots, \mathbf{M}_k} \sum_{i=1}^k \left\{ \frac{1}{2} \|\mathbf{M}_i - \mathbf{Q}_i^t\|_F^2 + \frac{\lambda}{\mu} \|\mathbf{M}_i\|_2 \right\}, \end{aligned} \quad (24)$$

where \mathbf{Q}_i^t is the i -th column-triplet of $\mathbf{Z}^t - \frac{1}{\mu} \mathbf{Y}^t$. Therefore, we can update each \mathbf{M}_i by solving a proximal problem based on Proposition 2:

$$\mathbf{M}_i^{t+1} = \mathcal{D}_{\frac{\lambda}{\mu}}(\mathbf{Q}_i^t), \quad \forall i = 1 : k. \quad (25)$$

For the step in (22), $\mathcal{L}_{\mu}(\widetilde{\mathbf{M}}^{t+1}, \mathbf{Z}, \mathbf{Y}^t)$ is a quadratic form of \mathbf{Z} and admits the following closed-form solution:

$$\mathbf{Z}^{t+1} = (\mathbf{W}\widetilde{\mathbf{B}}^T + \mu\widetilde{\mathbf{M}}^{t+1} + \mathbf{Y}^t) (\widetilde{\mathbf{B}}\widetilde{\mathbf{B}}^T + \mu\mathbf{I})^{-1}. \quad (26)$$

It can be proven that the sequences of values produced by the ADMM iterations in (21) to (23) converge to the optimal solutions of the primal problem in (19) [6], which are also the optimal solutions to the original problem in (13).

5. Experiments

5.1. Simulation

We use simulation to investigate the effectiveness of the proposed convex program. We aim to investigate whether the spectral-norm minimization in (12) can exactly solve the ill-posed inverse problem based on the prior knowledge of sparsity and orthogonality under noiseless cases.

More specifically, we randomly generate k basis shapes $\mathbf{B}_1, \dots, \mathbf{B}_k$ ($k = 50$) with entries sampled independently from the normal distribution $\mathcal{N}(0, 1)$. Next, we randomly simulate k rotation matrices $\mathbf{R}_1, \dots, \mathbf{R}_k$ and coefficients c_1, \dots, c_k . Only z randomly-selected coefficients are nonzero with values sampled from the uniform distribution $\mathcal{U}(0, 1)$. Then, $\mathbf{M}_i = c_i \mathbf{R}_i$ and $\mathbf{W} = \sum_{i=1}^k \mathbf{M}_i \mathbf{B}_i$. Finally, we use \mathbf{W} as the input and solve (12) to estimate

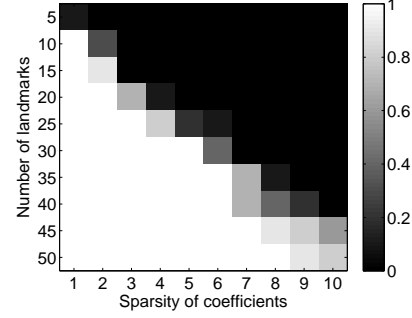


Figure 1. The frequency of exact recovery on synthesized data.

\mathbf{M}_i s. Note that the number of unknowns ($6k$) is much larger than the number of equations ($2p$). The solution is regarded as exact if $\|\hat{\mathbf{M}} - \widetilde{\mathbf{M}}\|_F / \|\widetilde{\mathbf{M}}\|_F < 10^{-3}$, where we concatenate \mathbf{M}_i s in $\hat{\mathbf{M}}$, and $\widetilde{\mathbf{M}}$ is the algorithm estimate.

Figure 1 reports the frequency of exact recovery with varying p (number of landmarks) and z (sparsity of the underlying coefficients), which is evaluated over 10 randomly-generated instances for each setting. The proposed convex program can exactly solve the problem with a frequency equal to 1 in the lower-triangular area, where the number of landmarks is sufficiently large and the coefficients are truly sparse. This demonstrates the power of convex relaxation, which has proven to be successful in various inverse problems such as compressed sensing [8] and matrix completion [7]. The performance drops in more difficult cases in the upper-triangular area. This observation is analogous to the phase transition in compressive sensing, where the recovery probability also depends on the number of observations and the underlying signal sparsity [13].

5.2. Applications

5.2.1 Human Pose Reconstruction

The applicability of sparse shape representation for 3D human pose recovery has been thoroughly studied in previous work [23, 24, 15]. In this paper, we aim to illustrate the advantage of the proposed convex program compared to the alternating minimization used in previous work. We carry out experiments on the MoCap dataset [1] and use the sequences from Subject 86 as training data and the sequences from Subject 15 as testing data. In both training and testing sequences, the subjects are conducting various activities.

Since there are thousands of training shapes, using all of them as basis shapes is impractical. For our method, we

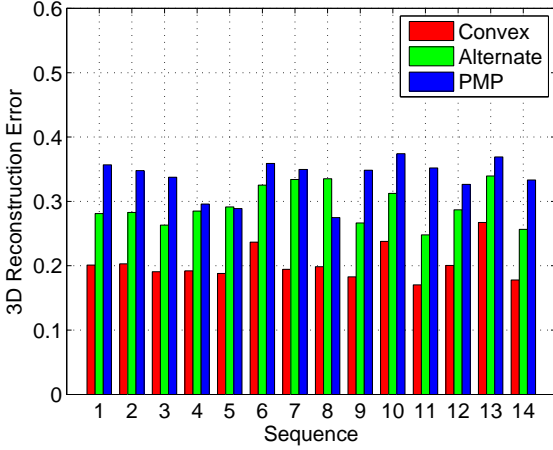


Figure 2. The quantitative comparison on the MoCap dataset for human pose estimation. Three methods are compared: “Convex” denotes the proposed convex method; “Alternate” means the baseline method using the alternating minimization; “PMP” represents the method in [23].

solve the following problem to learn a shape dictionary:

$$\begin{aligned}
& \min_{\mathbf{B}_1, \dots, \mathbf{B}_k, \mathbf{C}} \sum_{j=1}^n \frac{1}{2} \|\mathbf{S}_j - \sum_{i=1}^k C_{ij} \mathbf{B}_i\|_F^2 + \lambda \sum_{i,j} C_{ij} \\
& \text{s.t. } C_{ij} \geq 0, \|\mathbf{B}_i\|_F \leq 1, \\
& \quad \forall i = 1 : k, j = 1 : n,
\end{aligned} \tag{27}$$

where \mathbf{B}_i s are the basis shapes to be learnt, \mathbf{S}_i s denote the training shapes, and C_{ij} represents the i -th coefficient for the j -th training shape.

We compare the proposed algorithm to the Projected Matching Pursuit (PMP) algorithm from Ramakrishna et al. [23]¹. We also implement a baseline algorithm that solves the model in (7) by alternately updating the shape parameter \mathbf{c} via ℓ_1 minimization and updating the pose parameter $\bar{\mathbf{R}}$ via manifold optimization. The manifold optimization is implemented with the Manopt toolbox [5] to update $\bar{\mathbf{R}}$ by the trust-region algorithm over the Stiefel manifold. The alternating minimization is initialized by the mean shape of the training shapes. For both of the proposed method and the baseline method, we set the regularization parameter as $\lambda = 0.1$ for all sequences.

The reconstruction error is evaluated by the Euclidean distance between the reconstructed shape and the true shape up to a similarity transformation. The mean errors for the 14 testing sequences are shown in Figure 2. The proposed convex algorithm clearly outperforms the alternative methods and achieves a stable performance for all sequences. To verify that the alternating minimization depends on initialization, we initialize the baseline method with the shape

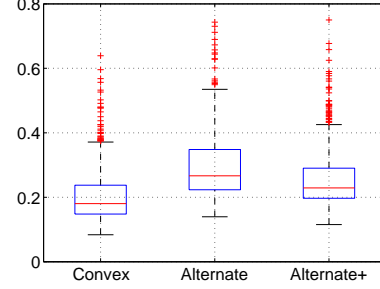


Figure 3. The barplots of reconstruction errors on the MoCap dataset for the proposed method (“Convex”), the alternating minimization (“Alternate”) and the alternating minimization initialized by the proposed method (“Alternate+”).

reconstructed by our method. The results are shown in Figure 3. The error of the alternating minimization is apparently decreased with a smaller variance compared to that of mean-shape initialization. But the accuracy of the baseline method is still worse than the proposed method. This might be attributed to the fact that the shape model in (8) offers more degree of freedom than the original model in (3) to represent complex deformation of human bodies. The reconstructed shapes for three selected frames are visualized in Figure 4. We can see that all methods perform well in the first example, where the shape (walking) is close to the mean shape (standing straight). But the accuracies of the alternative methods degrade in the other two examples, where the shape is far away from the mean shape, while our method still obtains appealing reconstructions.

5.2.2 Car Reconstruction

We demonstrate the applicability of the proposed method for 3D car shape reconstruction using the recently-published Fine-Grained 3D Car dataset [21], which provides images of cars, 2D landmark annotations and corresponding 3D models. We concatenate the 3D models of 15 cars as the shape dictionary and try to reconstruct the 3D models of other cars from the visible landmarks annotated in the images (i.e., we only consider the visible landmarks during shape fitting). The 3D models provided in the dataset were reconstructed by the authors instead of true CAD models. Therefore, we only show some qualitative results. As illustrated in Figure 5, our method can successfully reconstruct the models of various classes such as sedan, SUV and pick-up truck. For comparison, we also show the results of an alternative method used in [21]. The alternative method initialized by the mean shape performs well in the sedan example but relatively poor in the SUV and truck examples, where the models deviate far away from the mean shape. Similar results were reported in the original paper [21] and the authors proposed to use the class-specific mean shape

¹The code is downloaded from the authors’ website <http://www.cs.cmu.edu/~vramakri/research.html>

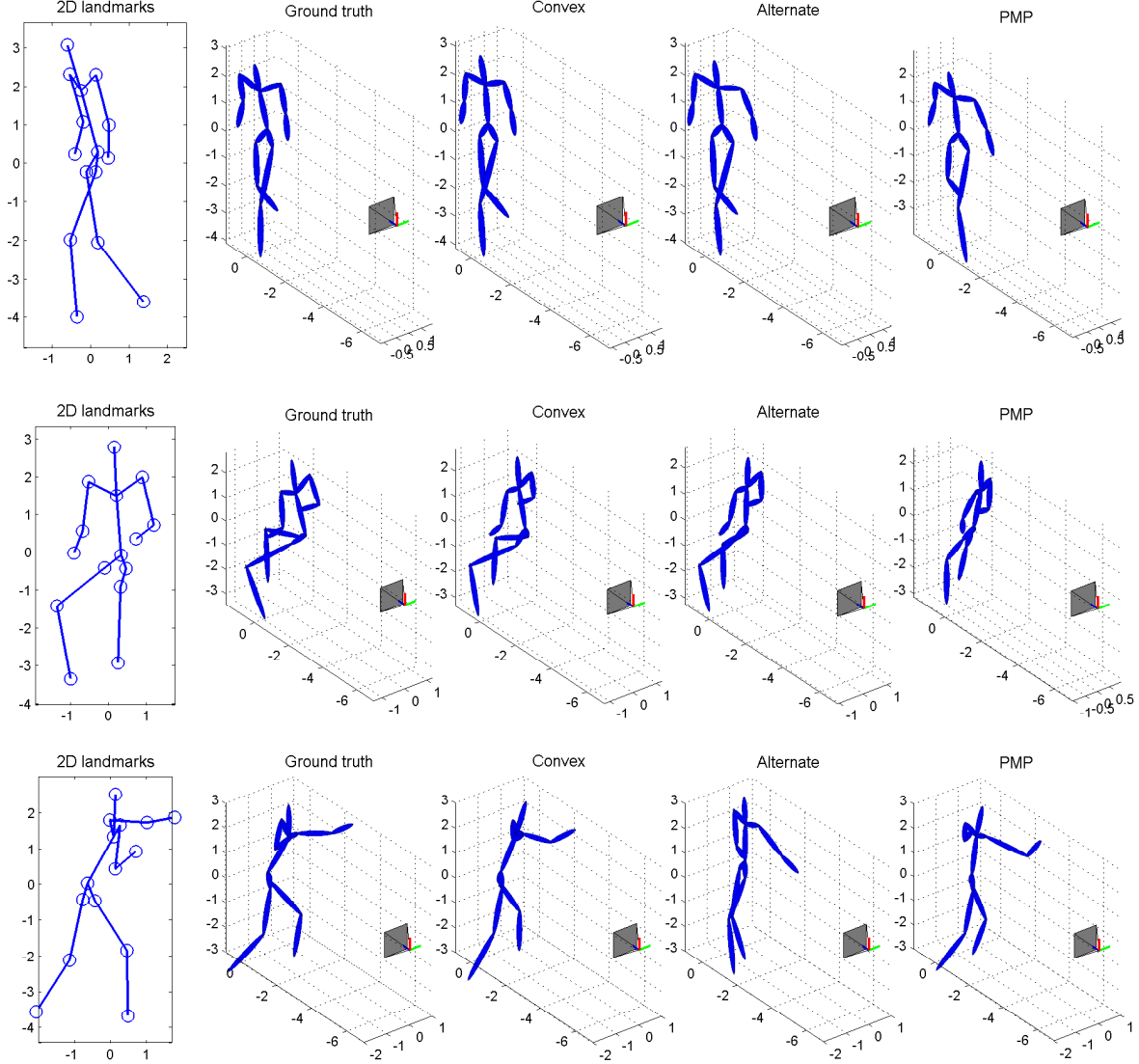


Figure 4. Examples of human pose estimation. The columns from left to right correspond to the input 2D landmarks, the ground truth, and the results of the proposed method, the alternating minimization and the PMP method [23], respectively.

for better initialization. Instead, our method can achieve appealing results with arbitrary initialization.

5.2.3 Face Reconstruction

We simply demonstrate the applicability of the proposed method for 3D face reconstruction using the FaceWarehouse [10], which provides the blendshapes (3D face models of standard expressions) and facial landmarks in images for each subject. We use the blendshapes as the basis shapes, fit the shape model (only considering the landmark points) to the landmarks in the image, and finally reconstruct the 3D shape with the estimated shape parameters and the meshes of blendshapes. Some examples are shown

in Figure 6. We observed that the alternating minimization also worked well in this application, since the global variability of face shapes is small and using the mean shape for initialization can obtain satisfactory results.

5.3. Computational Time

Our algorithm is implemented in MATLAB and tested on a desktop with a Intel i7 3.4GHz CPU and 8G RAM. In our experiments, the ADMM algorithm generally converges within 500 iterations to reach a stopping criterion of 10^{-4} . In the experiments of human pose estimation, for example, the computational time of our algorithm is 0.33s per frame, while those of the alternating minimization and the PMP algorithm [23] are 0.44s and 3.02s, respectively.

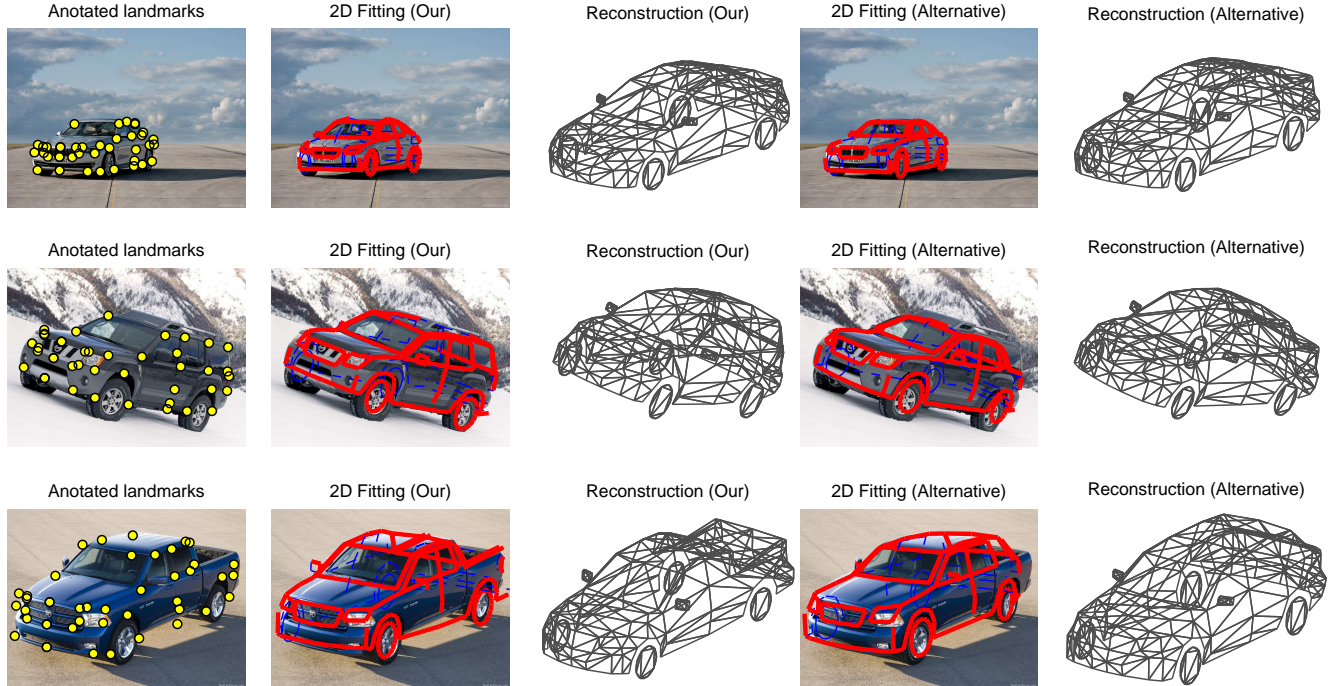


Figure 5. Examples of car reconstruction. The columns from left to right correspond to the input 2D landmarks, the fitting and reconstruction results of the proposed convex method, and the results of the alternative method [21], respectively. Note that the poses of the 3D models are manually selected for better visualization instead of the estimated poses. The car models from top to bottom are the BMW 5 Series 2011 (sedan), the Nissan Xterra 2005 (SUV) and the Dodge Ram 2006 (pick-up truck), respectively.

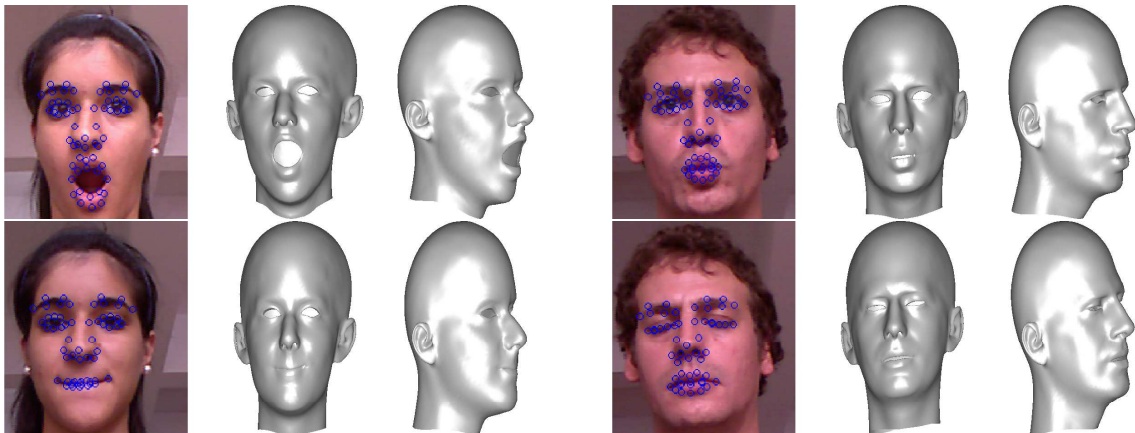


Figure 6. Examples of face reconstruction. For each example, the landmarks superposed on the image and the reconstructed faces in two different views are displayed.

6. Discussion

In summary, we proposed a method for aligning a 3D shape-space model to 2D landmarks by solving a convex program, which guarantees global optimality. Intuitively, we adopted an augmented 3D shape model to achieve a linear representation of shape variability and proposed to use the spectral-norm regularization to penalize invalid cases

caused by the augmentation.

The exactness of using convex relaxation for linear inverse problems with various assumptions, e.g., sparsity and orthogonality, has been theoretically analyzed in literature, e.g., [11]. In our experiments, we observed that the estimates satisfied the original constraints in most cases, and all reported results were the direct outputs of the proposed algorithm without postprocessing. In practice, some post-

processing steps can be used to enforce the exactness if required, e.g., projecting the estimated rotation matrix to $SO(3)$ or forcing the basis shapes to share the same rotation. This might be helpful in some applications of modeling rigid objects such as cars, although it seemed unnecessary in our experiments.

In this paper, we assume that 2D landmarks are given in an image. In practice, our method can be easily extended to handle large errors in landmark detection by using robust penalties or RANSAC. Also, there is a great potential to integrate the proposed shape model in existing landmark-localization frameworks to simultaneously detect landmarks and recover shapes.

References

- [1] Mocap: Carnegie mellon university motion capture database. <http://mocap.cs.cmu.edu/>. **5**
- [2] M. Aubry, D. Maturana, A. Efros, B. Russell, and J. Sivic. Seeing 3d chairs: exemplar part-based 2d-3d alignment using a large dataset of cad models. In *Proceedings of the IEEE Conference on Computer Vision and Pattern Recognition*, 2014. **1**
- [3] A. Blake and M. Isard. *Active contours*. Springer, 2000. **3**
- [4] V. Blanz and T. Vetter. Face recognition based on fitting a 3D morphable model. *IEEE Transactions on Pattern Analysis and Machine Intelligence*, 25(9):1063–1074, 2003. **2**
- [5] N. Boumal, B. Mishra, P.-A. Absil, and R. Sepulchre. Manopt, a matlab toolbox for optimization on manifolds. *Journal of Machine Learning Research*, 15:1455–1459, 2014. **6**
- [6] S. Boyd. Distributed optimization and statistical learning via the alternating direction method of multipliers. *Foundations and Trends in Machine Learning*, 3(1):1–122, 2010. **4, 5**
- [7] E. J. Candès and T. Tao. The power of convex relaxation: Near-optimal matrix completion. *IEEE Transactions on Information Theory*, 56(5):2053–2080, 2010. **5**
- [8] E. J. Candès and M. B. Wakin. An introduction to compressive sampling. *IEEE Signal Processing Magazine*, 25(2):21–30, 2008. **5**
- [9] C. Cao, Y. Weng, S. Lin, and K. Zhou. 3d shape regression for real-time facial animation. *ACM Transactions on Graphics (TOG)*, 32(4):41, 2013. **2**
- [10] C. Cao, Y. Weng, S. Zhou, Y. Tong, and K. Zhou. Facewarehouse: A 3d facial expression database for visual computing. *IEEE Transactions on Visualization and Computer Graphics*, 20(3):413–425, 2014. **7**
- [11] V. Chandrasekaran, B. Recht, P. A. Parrilo, and A. S. Willsky. The convex geometry of linear inverse problems. *Foundations of Computational Mathematics*, 12(6):805–849, 2012. **4, 8**
- [12] T. Cootes, C. Taylor, D. Cooper, and J. Graham. Active shape models – their training and application. *Computer Vision and Image Understanding*, 61(1):38–59, 1995. **1, 2**
- [13] D. Donoho and J. Tanner. Observed universality of phase transitions in high-dimensional geometry, with implications for modern data analysis and signal processing. *Philosophical Transactions of the Royal Society A: Mathematical, Physical and Engineering Sciences*, 367(1906):4273–4293, 2009. **5**
- [14] A. Edelman, T. A. Arias, and S. T. Smith. The geometry of algorithms with orthogonality constraints. *SIAM journal on Matrix Analysis and Applications*, 20(2):303–353, 1998. **3**
- [15] X. Fan, K. Zheng, Y. Zhou, and S. Wang. Pose locality constrained representation for 3d human pose reconstruction. In *Proceedings of the European Conference on Computer Vision*, 2014. **2, 5**
- [16] P. Felzenszwalb, D. McAllester, and D. Ramanan. A discriminatively trained, multiscale, deformable part model. In *Proceedings of the IEEE Conference on Computer Vision and Pattern Recognition*, 2008. **2**
- [17] L. Gu and T. Kanade. 3D alignment of face in a single image. In *Proceedings of the IEEE Conference on Computer Vision and Pattern Recognition*, 2006. **2**
- [18] M. Hejrati and D. Ramanan. Analyzing 3d objects in cluttered images. In *Advances in Neural Information Processing Systems*, 2012. **1, 2**
- [19] M. Journée, Y. Nesterov, P. Richtárik, and R. Sepulchre. Generalized power method for sparse principal component analysis. *The Journal of Machine Learning Research*, 11:517–553, 2010. **3**
- [20] J. J. Lim, H. Pirsivash, and A. Torralba. Parsing ikea objects: Fine pose estimation. In *Proceedings of the International Conference on Computer Vision*, 2013. **1**
- [21] Y.-L. Lin, V. I. Morariu, W. Hsu, and L. S. Davis. Jointly optimizing 3d model fitting and fine-grained classification. In *ECCV*, pages 466–480. Springer, 2014. **2, 6, 8**
- [22] N. Parikh and S. Boyd. Proximal algorithms. *Foundations and Trends in Optimization*, 1(3):123–231, 2013. **4**
- [23] V. Ramakrishna, T. Kanade, and Y. Sheikh. Reconstructing 3d human pose from 2d image landmarks. In *Proceedings of the European conference on Computer Vision*, 2012. **1, 2, 3, 5, 6, 7**
- [24] C. Wang, Y. Wang, Z. Lin, A. L. Yuille, and W. Gao. Robust estimation of 3d human poses from a single image. In *Proceedings of the IEEE Conference on Computer Vision and Pattern Recognition*, 2014. **1, 2, 5**
- [25] Y. Xiang and S. Savarese. Estimating the aspect layout of object categories. In *Proceedings of the IEEE International Conference on Computer Vision and Pattern Recognition*, 2012. **1**
- [26] J. Xiao, S. Baker, I. Matthews, and T. Kanade. Real-time combined 2d+ 3d active appearance models. In *Proceedings of the IEEE Conference on Computer Vision and Pattern Recognition*, 2004. **3**
- [27] S. Zhang, Y. Zhan, M. Dewan, J. Huang, D. Metaxas, and X. Zhou. Sparse shape composition: A new framework for shape prior modeling. In *Proceedings of the IEEE Conference on Computer Vision and Pattern Recognition*, 2011. **3**
- [28] F. Zhou and F. De la Torre. Spatio-temporal matching for human detection in video. In *Proceedings of the European Conference on Computer Vision*, 2014. **2**
- [29] S. Zhu, L. Zhang, and B. M. Smith. Model evolution: an incremental approach to non-rigid structure from motion. In *Proceedings of the IEEE Conference on Computer Vision and Pattern Recognition*, pages 1165–1172. IEEE, 2010. **3**
- [30] Y. Zhu, D. Huang, F. De la Torre Frade, and S. Lucey. Complex non-rigid motion 3d reconstruction by union of subspaces. In *Proceedings of the IEEE Conference on Computer Vision and Pattern Recognition*, 2014. **3**
- [31] M. Z. Zia, M. Stark, B. Schiele, and K. Schindler. Detailed 3d representations for object recognition and modeling. *IEEE Transactions on Pattern Analysis and Machine Intelligence*, 35(11):2608–2623, 2013. **1, 2**