

June 8, 2022

Lattice inputs for the determination of $|V_{cd}|$ and $|V_{cs}|$ from (semi-)leptonic decays

JONNA KOPONEN

*SUPA, Department of Physics and Astronomy
University of Glasgow, Glasgow G12 8QQ, UK*

This paper is a review of recent lattice QCD results for D and D_s meson leptonic and semileptonic decays. The theory inputs needed for the determination of V_{cd} and V_{cs} from experimental results are the meson decay constants (leptonic decays) and the form factors (semileptonic decays). In addition one can compare the shape of the form factors from lattice QCD and experiment, and use the full experimental q^2 range (partial decay rates in q^2 bins) to determine the CKM matrix elements.

PRESENTED AT

The 8th International Workshop on the CKM Unitarity Triangle (CKM 2014), Vienna, Austria, September 8-12, 2014

1 Leptonic and semileptonic decays

In a leptonic decay a meson (here D or D_s) decays to a lepton and its neutrino via a virtual W boson. The decay rate is given by

$$\Gamma^{D_s \rightarrow \ell \nu} = \frac{G_F^2}{8\pi} m_\ell^2 M_{D_s} \left(1 - \frac{m_\ell^2}{M_{D_s}^2}\right)^2 f_{D_s}^2 |V_{cs}|^2, \quad (1)$$

and $(f_{D_s} |V_{cs}|)^2$ can thus be cleanly extracted from experiment.

On the other hand, consider a semileptonic decay where a D meson decays to a kaon (or a pion), a lepton and its neutrino. The partial decay rate for a decay where both the initial and final state mesons are pseudoscalars can be written as

$$\frac{d\Gamma^{D \rightarrow K}}{dq^2} = \frac{G_F^2 p^3}{24\pi^3} |V_{cs}|^2 |f_+^{D \rightarrow K}(q^2)|^2. \quad (2)$$

Here $p = |\vec{p}|$ is the momentum of the K meson in the rest frame of the D , and q^2 is the four-momentum transfer between the two mesons, $q^2 = (M_D - E_K)^2 - p^2$. In this case experiment can tell us $(|V_{cs}| |f_+^{D \rightarrow K}(q^2)|)^2$ in a given q^2 bin.

The meson decay constants f_D and f_{D_s} and the form factors $f_+(q^2)$ for the semileptonic decays can be calculated non-perturbatively in lattice QCD from first principles. Combining these experimental and theoretical results allows us to determine the corresponding elements of the CKM matrix, providing a test of the Standard Model and constraints for new physics. The aim of this review is to summarize recent lattice QCD results and extract $|V_{cs}|$ and $|V_{cd}|$.

2 Lattice results: decay constants, form factors

The current status of calculations of the D and D_s meson decay constants is shown in Fig. 1, tagged by the names of the lattice groups. The results are from [1, 2, 3, 4, 5, 6, 7, 8]. Note that some of the results are still preliminary. Here n_f denotes the number of flavors used in the calculation: $n_f = 2$ is two light quarks in the sea (u and d quarks that both have the same mass), $n_f = 2 + 1$ means light and strange quarks and $n_f = 2 + 1 + 1$ has in addition charm quarks in the sea. Different discretizations of the Dirac equation for quarks are denoted by the tags ‘‘HISQ’’, ‘‘twisted mass’’, ‘‘Fermilab’’ and ‘‘clover’’ — these should all agree in the continuum limit.

Let us now turn to D meson semileptonic decays: There are two form factors associated with a pseudoscalar to pseudoscalar semileptonic decay, a scalar form factor $f_0(q^2)$ and a vector form factor $f_+(q^2)$. The scalar form factor is not accessible in experiment as it is suppressed in the decay rate by the lepton mass. However, it is quite straightforward to consider a scalar and a vector current on the lattice and calculate both form factors.

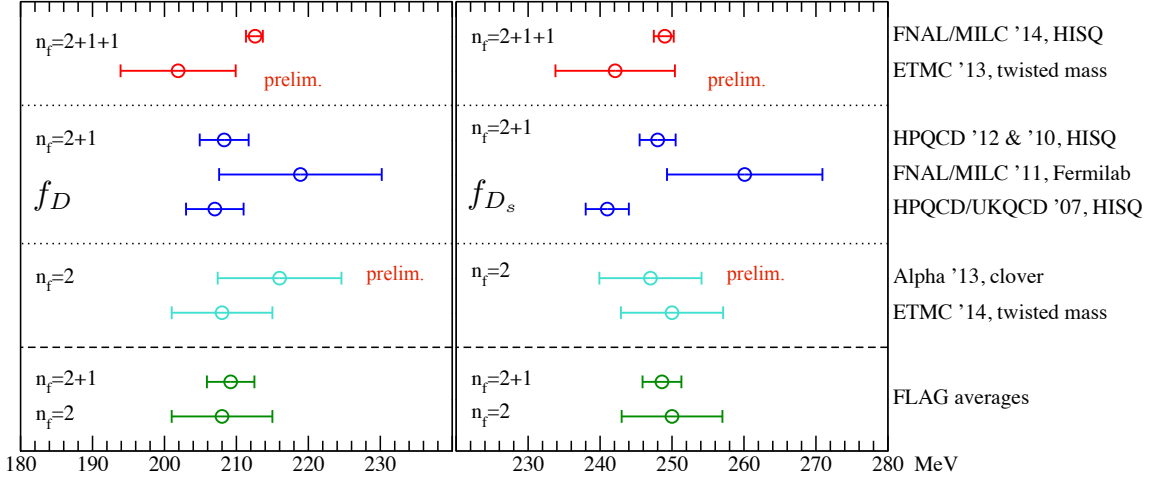


Figure 1: Decay constants: f_D on the left, f_{D_s} on the right. Different discretizations “HISQ”, “twisted mass”, “Fermilab” and “clover” should all agree in the continuum limit, and the agreement is seen to be good. The best results at the moment, i.e. results with smallest errors and most modern lattice configurations ($n_f = 2+1+1$, physical pion mass), are from Fermilab Lattice and MILC Collaborations (FNAL/MILC ’14): $f_D = 212.6 \pm 0.4_{\text{stat}}^{+1.0}_{-1.2}|_{\text{syst}}$ MeV and $f_{D_s} = 249.0 \pm 0.3_{\text{stat}}^{+1.1}_{-1.5}|_{\text{syst}}$ MeV. For completeness, averages from Flavor Lattice Averaging Group (FLAG) [9] are also shown for 2 and 2 + 1 flavors.

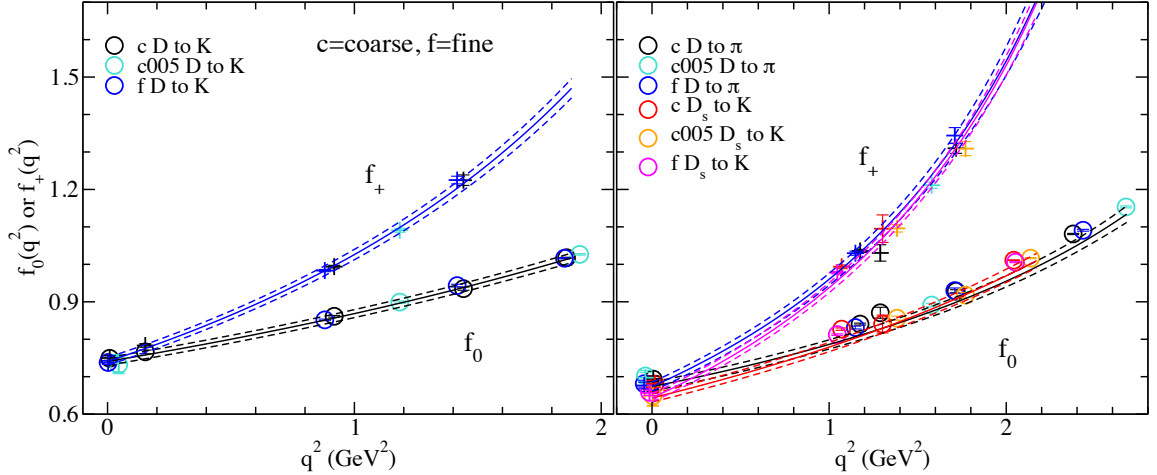


Figure 2: On the left: Scalar and vector form factors of $D \rightarrow K\ell\nu$ semileptonic decay [10]. Note the kinematic constraint $f_+(0) = f_0(0)$. On the right: Form factors of $D \rightarrow \pi\ell\nu$ and $D_s \rightarrow K\ell\nu$ semileptonic decays. Note that the shape of the form factor is insensitive to the mass of the spectator quark: the form factors for the two $c \rightarrow l$ decays are the same within ~ 3 percent. This has been shown to hold for $B \rightarrow D\ell\nu$ and $B_s \rightarrow D_s\ell\nu$ as well [11].

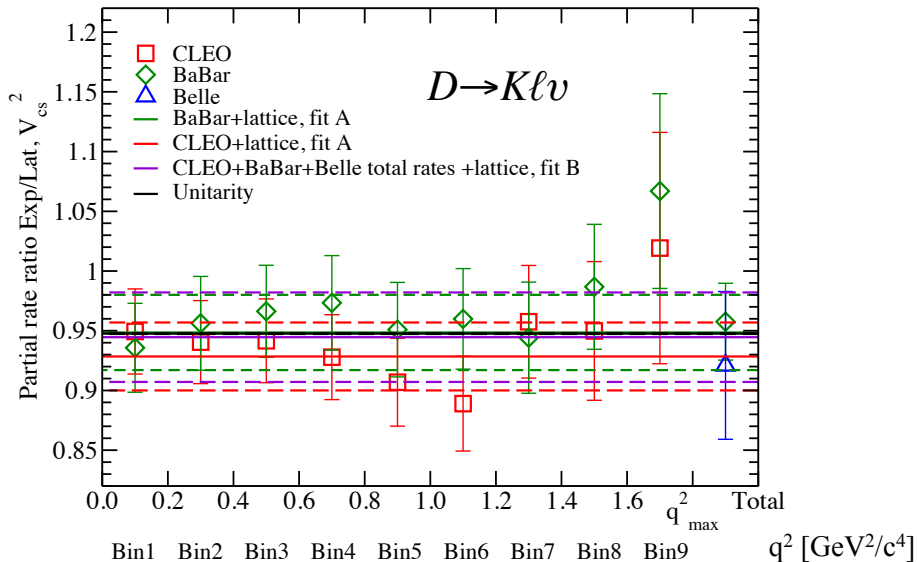


Figure 3: $|V_{cs}|$ extracted from $D \rightarrow K\ell\nu$ decay using all experimental q^2 bins.

Here we will only consider lattice results for decays $D \rightarrow K\ell\nu$ and $D \rightarrow \pi\ell\nu$. Several lattice groups have calculated the form factors — see Refs. [10, 12, 13, 14, 15]. Fig. 2 shows results by HPQCD from different lattice spacings [coarse ($a = 0.12$ fm) and fine ($a = 0.09$ fm) lattice] and extrapolation to continuum and physical light quark mass (more details can be found in [10]). The shapes of the vector form factors agree well with experiment — see for example Fig. 5 in [10] and Fig. 5 in [14].

3 $|V_{cs}|$ and $|V_{cd}|$

Now we have the needed input from lattice QCD to determine $|V_{cs}|$ and $|V_{cd}|$ from leptonic and semileptonic decays. In the case of a semileptonic decay, we can integrate the form factor calculated in lattice QCD over the experimental q^2 bins and determine the CKM element from each bin: the experimental result divided by the lattice result for a given bin is $|V_{cs}|^2$ (or $|V_{cd}|^2$) as shown in Fig. 3. This also shows that the shape of the form factor agrees very well between lattice QCD and experiment. One can then do a weighted average fit to these values, including bin to bin correlations. This is more accurate compared to earlier calculations that extracted CKM elements from experimental knowledge of $(|f_+(0)||V_{cs}|)^2$ (or $(|f_+(0)||V_{cd}|)^2$) and a lattice determination of the form factor at $q^2 = 0$, since this uses more information.

The current status of V_{cd} and V_{cs} from leptonic and semileptonic decays is shown in Fig. 4. The tags are the same as for the decay constants. Leptonic decays tend to give a higher value for V_{cs} than the unitarity value, but note that all data points in

the plot would shift to left or right, if the experimental average changed. All lattice results agree with each other very well, and the semileptonic determination of V_{cs} and both leptonic and semileptonic determinations of V_{cd} agree with the assumption of CKM matrix unitarity.

References

- [1] A. Bazavov *et al.* (Fermilab Lattice and MILC Collaborations), Phys. Rev. D **90** (2014) 074509, arXiv:1407.3772.
- [2] P. Dimopoulos *et al.*, PoS LATTICE **2013** (2013) 314, arXiv:1311.3080.
- [3] H. Na *et al.* (HPQCD), Phys. Rev. D **86** (2012) 054510, arXiv:1206.4936.
- [4] C.T.H. Davies *et al.* (HPQCD), Phys. Rev. D **82** (2010) 114504, arXiv:1008.4018.
- [5] A. Bazavov *et al.* (Fermilab Lattice and MILC Collaborations), Phys. Rev. D **85** (2012) 114506, arXiv:1112.3051.
- [6] E. Follana *et al.* (HPQCD and UKQCD Collaborations), Phys. Rev. Lett. **100** (2008) 062002, arXiv:0706.1726.
- [7] J. Heitger, G. M. von Hippel, S. Schaefer and F. Virotta, PoS LATTICE **2013** (2013) 475, arXiv:1312.7693.
- [8] N. Carrasco *et al.* (ETMC), JHEP **1403** (2014) 016, arXiv:1308.1851.
- [9] FLAG averages: <http://itpwiki.unibe.ch/flag>
- [10] J. Koponen *et al.* (HPQCD Collaboration), arXiv:1305.1462.
- [11] J. A. Bailey *et al.* (Fermilab Lattice and MILC Collaborations), Phys. Rev. D **85** (2012) 114502, arXiv:1202.6346; M. Atoui *et al.* (ETMC), arXiv:1310.5238 and PoS LATTICE **2013** 384, arXiv:1311.5071
- [12] H. Na *et al.* (HPQCD), Phys. Rev. D **84** (2011) 114505, arXiv:1109.1501.
- [13] C. Aubin *et al.* (Fermilab Lattice and MILC and HPQCD Collaborations), Phys. Rev. Lett. **94** (2005) 011601, arXiv:hep-ph/0408306.
- [14] J. A. Bailey *et al.* (Fermilab Lattice and MILC Collaborations), PoS LATTICE **2012** (2012) 272, arXiv:1211.4964
- [15] F. Sanfilippo, D. Becirevic, V. Lubicz and S. Simula, PoS LATTICE **2013** 391
- [16] K. A. Olive *et al.* (Particle Data Group), Chin. Phys. C, **38**, 090001 (2014).

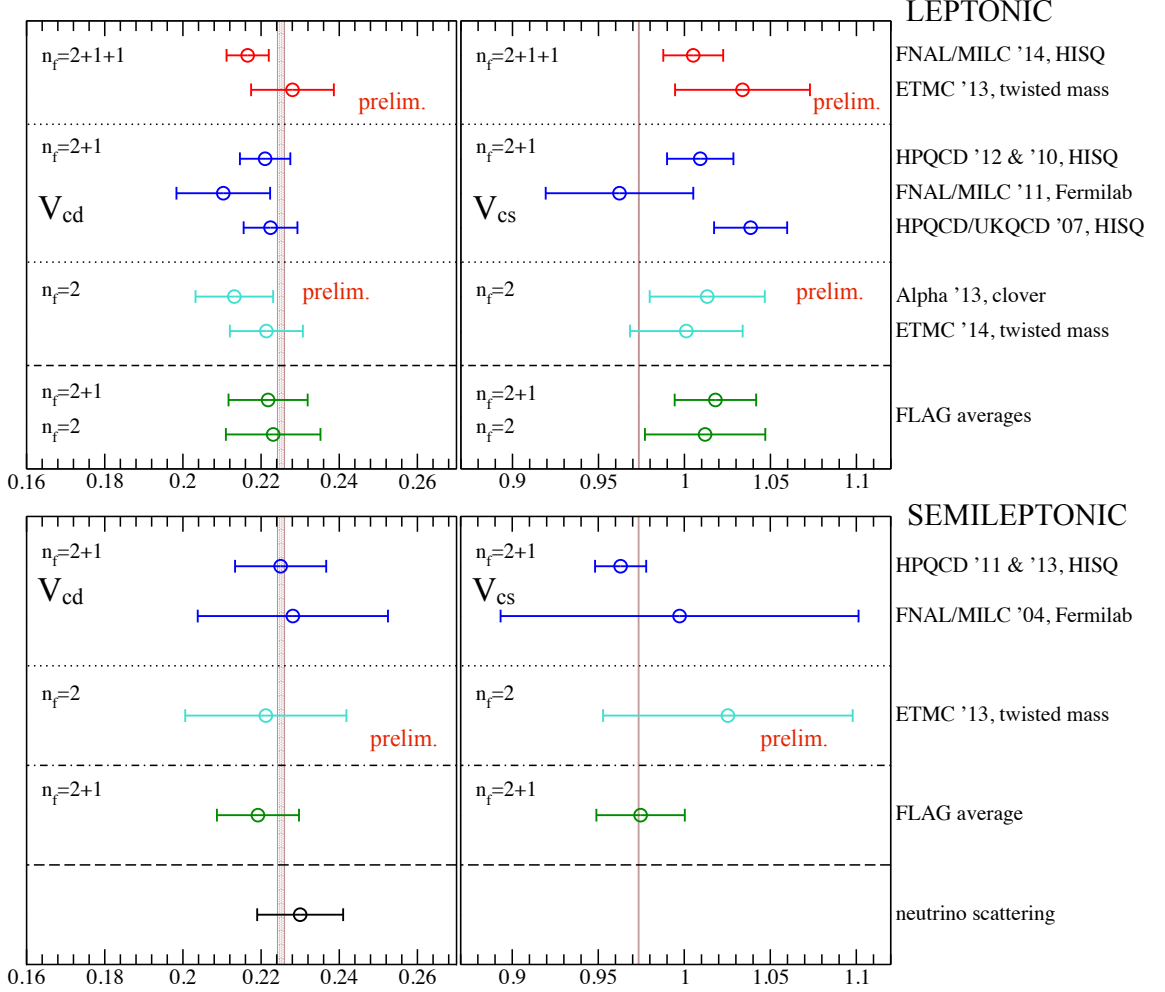


Figure 4: Summary of the CKM elements. Top row from left to right: $|V_{cd}|$ and $|V_{cs}|$ from leptonic decays. Bottom row from left to right: $|V_{cd}|$ and $|V_{cs}|$ from semileptonic decays. Vertical error bands show the unitarity value for reference. The best values using the latest lattice results (most modern lattice configurations with $n_f = 2 + 1 + 1$ and physical pion mass, and smallest errors) are: V_{cd} (leptonic) = $0.2166(52)_{\text{expt}}(13)_{\text{lattice}}$ and V_{cs} (leptonic) = $1.005(16)_{\text{expt}}(6)_{\text{lattice}}$, taking decay constants from [1] (FNAL/MILC '14 in Fig. 1); V_{cd} (semileptonic) = $0.225(6)_{\text{expt}}(10)_{\text{lattice}}$ from [12] and V_{cs} (semileptonic) = $0.963(5)_{\text{expt}}(14)_{\text{lattice}}$ from [10]. Experimental averages used here are from [16]. [10] is the first calculation to use all experimental q^2 bins to extract a CKM element from a semileptonic decay. For comparison, averages from Flavor Lattice Averaging Group (FLAG) [9] for $n_f = 2$ and $n_f = 2 + 1$ are also shown in the plots, as well as the result for $|V_{cd}|$ from neutrino scattering experiments [16].