

Neutrino Sources and Properties

Francesco Vissani*

INFN, Gran Sasso Science Institute & Laboratori Nazionali del Gran Sasso

E-mail: vissani@lngs.infn.it

In this lecture, prepared for PhD students, basic considerations on neutrino interactions, properties and sites of production are overviewed. The detailed content is as follows: *Sect. 1, Weak interactions and neutrinos*: Fermi coupling; definition of neutrinos; global numbers. *Sect. 2, A list of neutrino sources*: Explanatory note and examples (solar pp- and supernova-neutrinos). *Sect. 3, Neutrinos oscillations*: Basic formalism (Pontecorvo); matter effect (Mikheev, Smirnov, Wolfenstein); status of neutrino masses and mixings. *Sect. 4, Modifying the standard model to include neutrinos masses*: The fermions of the standard model; one additional operator in the standard model (Weinberg); implications. One summary table and several exercises offer the students occasions to check, consolidate and extend their understanding; the brief reference list includes historical and review papers and some entry points to active research in neutrino physics.

*Gran Sasso Summer Institute 2014 Hands-On Experimental Underground Physics at LNGS - GSSI14,
22 September - 03 October 2014*

INFN - Laboratori Nazionali del Gran Sasso, Assergi, Italy

*Speaker.

1. Weak interactions and neutrinos

We assume that the reader has some acquaintance with the standard model of electroweak interactions. We use this assumption to introduce the topics of interest as effectively as possible.

1.1 Fermi coupling

The hamiltonian that causes the weak charged-currents transitions is,

$$H_{cc} = \frac{G_F}{\sqrt{2}} \int d^3x (J_{cc}^\mu)^\dagger J_{cc,\mu} \text{ where we sum over } \mu = 0, 1, 2, 3 \quad (1.1)$$

The factor $\sqrt{2}$ is purely conventional. The amplitude of any weak transition at low energy is proportional to the Fermi coupling G_F , thus any decay width or cross section is proportional to its square. (We discuss later some physical quantities that are linear in G_F .) The numerical value is,

$$G_F^2 = 5.297 \times 10^{-44} \frac{\text{cm}^2}{\text{MeV}^2} \quad (1.2)$$

where we have used $\hbar c \sim 200 \text{ MeV fm}$, with $1 \text{ fm} = 10^{-13} \text{ cm}$. From the point of view of the standard model, the above interaction derives from the (tree-level) exchange of a W boson in the low energy limit: Thus, we get

$$\frac{G_F}{\sqrt{2}} = \frac{g^2}{8M_W^2} \quad (1.3)$$

where the value of the W mass is $M_W \sim 80 \text{ GeV}$ and its coupling to the fermions is $g \sim 0.65$.

1.2 Definition of neutrinos

The weak charged current J_{cc}^μ decreases the electric charge of the fermionic state by one unit. It contains two parts, one leptonic and one hadronic (or in fact ‘quarkonic’). The first one is,

$$J_{cc, \text{lept}}^\mu / 2 = \bar{e} \gamma^\mu P_L v_e + \bar{\mu} \gamma^\mu P_L v_\mu + \bar{\tau} \gamma^\mu P_L v_\tau \quad (1.4)$$

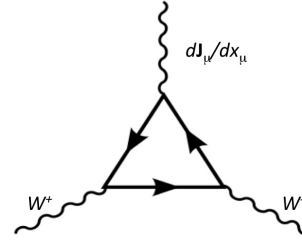
where e, μ, τ and v_e, v_μ, v_τ are relativistic quantum fields, and where the chiral projector $P_L = (1 - \gamma_5)/2$ selects the states with left chirality. This current provides us with the *definition* of neutrino ‘species’ (or ‘type’, or ‘flavor’): the electronic neutrino field is the one associated to electronic field, and similarly for the other ones. Thus, by definition, the neutrino emitted in the pion decay $\pi^+ \rightarrow \mu^+ + v_\mu$ is a muonic neutrino, whereas the one emitted in the beta decay of the neutron $n \rightarrow p + e^- + \bar{v}_e$ is an electronic antineutrino. In the standard model neutrinos are massless, that agrees with the observation that neutrinos have negative helicity and antineutrinos positive helicity.

1.3 Global numbers

Experience shows that, in any known reaction, the number of leptons of any type does not change. This leads to the conclusion that the electronic lepton number N_e , the muonic lepton number N_μ etc, are conserved, just as the total number of leptons,

$$N_L = N_e + N_\mu + N_\tau \quad (1.5)$$

Figure 1: The baryon and the lepton numbers are conserved in the classical theory: their currents obey $dJ_\mu/dx_\mu = 0$. Instead, in quantum field theory the divergence is non-zero when we consider loop diagrams with W bosons in external states ('anomaly'). This leads to transitions that change B and L , when W are in thermal equilibrium.



or the total number of baryons N_B . This observational fact is neatly accounted for in the standard model, since there are global symmetries associated to conserved currents, e.g. $dJ_e^\mu/dx^\mu = 0$, where the time-component of the electronic current is $J_e^0 = e^\dagger e + \nu_e^\dagger P_L \nu_e$ and $N_e = \int J_e^0(t, \vec{x}) d^3x$.

For completeness, note that the last statement is true only neglecting quantum fluctuations. Indeed, strictly speaking N_L and N_B (the baryon number) are not respected in the standard model, since the divergence of the leptonic and baryonic currents are not zero. E.g. the diagram of Fig. 1 yields the contribution,

$$\frac{dJ_L^\mu}{dx^\mu} = \frac{dJ_B^\mu}{dx^\mu} = \frac{3g^2}{32\pi^2} \text{Tr}[F_{\mu\nu} \tilde{F}^{\mu\nu}] \quad (1.6)$$

Thus the divergence is non-zero and the global numbers are violated. But these effects become conspicuous only when W -bosons are copiously produced, e.g. at high temperatures that occur in the early Universe. In the following, we will not develop these remarks further and focus on phenomena that are directly observable in terrestrial laboratories.

Exercises of Sect. 1

1) Check the dimensions of all formulae in these notes, by using the rules prescribed by so-called system of natural units (i.e. the system used in particle physics where $\hbar = c = 1$) namely:

$$\text{length}=\text{time}=1/\text{mass}=1/\text{momentum}=1/\text{energy}.$$

2) Write down the (leptonic and hadronic) currents that appear in electromagnetic, charged current and neutral current interactions. Discuss their similarities and differences.

3) Find/guess which are combinations of global numbers that are conserved in the standard model even accounting for quantum fluctuations. Can they be promoted to new gauge symmetries?

2. A list of neutrino sources

In table 1, that appears at the end of these note, several neutrino sources are considered. For each of them, we list various features, including the most important one: the number of observed (or potentially observable) events. This is given by

$$\text{events} = \mathcal{N} \times T \times \Phi \times \sigma \quad (2.1)$$

where the 4 terms in the r.h.s. are the number of targets \mathcal{N} , the time of data taking T , the flux Φ and the cross section of the relevant interaction σ . Few experiments are mentioned in table 1, but making reference only to the number of relevant targets and to the time of data taking.

2.1 Explanatory note

This table is useful for a first orientation. We fixed the value of the total cross section at some relevant energy, and then checked that with a suitable average value of the flux, this gives the correct (measured or expected) number of events.

Often, the most relevant quantity is the number of events. Note that in the scientific literature the time T is sometimes included in the *fluence* F , i.e. the time integrated flux

$$F = \int \Phi(t) dt = \Phi \times T \quad (2.2)$$

where Φ in the r.h.s. is the time-averaged flux. Alternatively, the time is included in the *exposure*, namely the product $\mathcal{N} \times T$. Another combination that is commonly used is the *effective area* given by $\mathcal{N} \times \sigma$. We do not take into account explicitly any efficiency factor, that can be attached to the effective cross section or to the exposure or to the effective area. Note finally that in the table and in our simplified estimations, the flux (and the fluence) are always integrated in the relevant energy range. Let us repeat that the estimations in the table are not supposed to be precise, they should only convey the correct order of magnitude of the number of events.

If we know the average distance of production of the flux, D , and when the emission is isotropic—to some degree of approximation—we can connect the observed flux with the *intensity* of emission I (i.e., number of neutrinos per second) namely,

$$\Phi = \frac{I}{4\pi D^2} \quad (2.3)$$

In this case, the total power radiated in neutrinos—in astrophysical parlance, the *luminosity*—will be

$$\mathcal{L} = I \times \langle E \rangle \quad (2.4)$$

where we introduced the average energy of the neutrinos, $\langle E \rangle$. If the emission is not isotropic, we have to replace 4π with Ω , the solid angle of emission. We proceed by illustrating with elementary considerations a couple of entries of table 1.

2.2 First example: pp-solar neutrinos

The measured solar luminosity (of photons!) is

$$\mathcal{L}_{\odot} = 4 \times 10^{33} \text{ erg/s} \quad (2.5)$$

this is in ultimate analysis due to the fusion of 4 hydrogen nuclei into helium, by a series of reactions that leads to

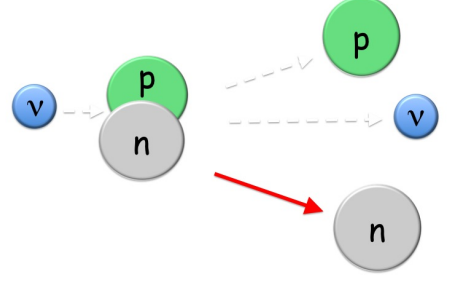


and liberates $Q = 26.7$ MeV, of which neutrinos take $\sim 1\%$. The number of reactions per second is

$$\dot{N} \equiv \mathcal{L}_{\odot}/Q = 10^{38}/s = I/2 \quad (2.7)$$

where the last equation says that we have twice as many electron neutrinos. Distributing them over a sphere, we estimate a flux at Earth $\Phi \approx 6 \times 10^{10}$ electron neutrinos per cm^2 per second.

Figure 2: By counting the number of neutrons produced in the dissociation of deuterium, due to neutrino-induced neutral-current reactions, we can measure the flux of solar neutrinos of any type. The SNO collaboration performed successfully this type of experiment and found a result in agreement with the theoretical predictions.



The reaction used in Borexino for their detection is the *elastic scattering*

$$\nu + e \rightarrow \nu + e \quad (2.8)$$

Its cross section can be estimated as

$$\sigma_{\text{ES}} \sim G_F^2 E_\nu^2 \sim 10^{-45} \text{ cm}^2 \quad (2.9)$$

It is a direct prediction of the standard model and it depends upon the flavor of the impinging neutrino; see e.g. [6]. Note that when the neutrino energy E_ν is much larger than the electron mass $m_e = 0.5 \text{ MeV}$, the behavior of σ_{ES} with the energy changes from $E_\nu^2 \rightarrow m_e E_\nu$.

2.3 Second example: supernova neutrinos

In order to allow the formation of a neutron star, the energy that should be radiated is

$$\mathcal{E} = G_N \frac{M_{\text{ns}}^2}{R_{\text{ns}}} \sim \text{const.} \times 10^{53} \text{ erg} \quad (2.10)$$

where we have the Newton constant $G_N = 7 \times 10^{-8} \text{ erg cm/g}^2$, the mass of the star $M_{\text{ns}} = 1.4M_\odot = 3 \times 10^{33} \text{ g}$, the radius of the star $R_{\text{ns}} = 15 \text{ km}$; then, the number ‘const.’ in previous estimation is 4, a somewhat more accurate value used in the following is 3. This energy is carried away by the six types of neutrinos; if they have an average energy of 12 MeV, this will mean about few 10^{57} electron antineutrinos. Thus, we can equate it to the average power over the time of emission:

$$\mathcal{E} = 6T \mathcal{L} \quad (2.11)$$

where \mathcal{L} is the power emitted per type of neutrino, $T \sim 10 \text{ s}$ is the time of emission, and 6 are the types of neutrinos and antineutrinos. If they are emitted at a typical Galactic distance of 10 kpc, the expected fluence per type of neutrino is

$$F = 2 \times 10^{11} \text{ cm}^{-2} \quad (2.12)$$

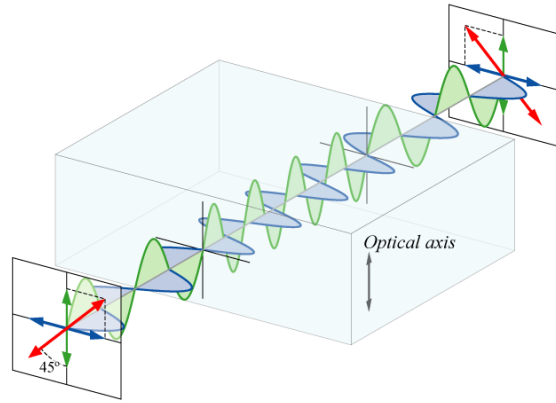
The cross section of detection is the *inverse beta decay*, entailing electron antineutrino interactions on hydrogen nuclei,

$$\bar{\nu}_e + p \rightarrow e^+ + n \quad (2.13)$$

A precise expression of the cross section is in [7]; it can be estimated as

$$\sigma_{\text{IBD}} \sim G_F^2 p_e E_e \text{ with } E_{e^+} = E_\nu - (m_n - m_p) \quad (2.14)$$

Figure 3: A ray of light propagating in a crystal changes its polarization by 90° if the phase velocities of the horizontal and vertical components are different and the size is chosen appropriately [9]. The description in terms of elementary particles is more dramatic: upon propagation, each photon changes its nature (i.e. each state is transformed into its orthogonal state). Free neutrinos are subject to similar transformations acting on flavor space (Sect. 3.1). In suitable situations, the propagation in matter produces additional effects (Sect. 3.2).



In pure scintillators such as Borexino, the positron and the neutron are both observable. The energy released from positron annihilation, $2m_e$, adds to the kinetic energy of the positron $E_{e^+} - m_e$.

Exercises of Sect. 2

- 4) Compare σ_{ES} and σ_{IBD} cross sections. Calculate them in the standard model.
- 5) Choose one of the (or more) lines of table 1 and check the calculations in some detail.
- 6) Use the values of the solar luminosity and of the solar temperature, about 6000 K, to estimate the solar radius by thermodynamics. Repeat the same steps to predict the inner radius of the supernova from where neutrinos but not light quanta can escape freely (*neutrino-sphere*).
- 7) Estimate the number of neutrinos and antineutrinos from a supernova and compare these numbers with the number of electrons originally present.

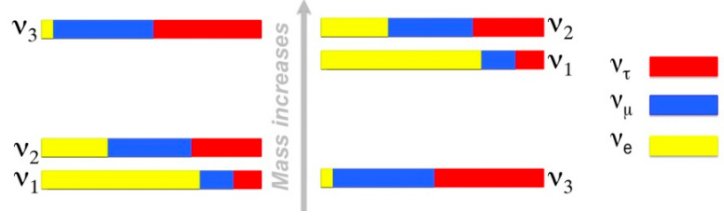
3. Neutrinos oscillations

One of the first things one should know (and that, plausibly, most readers know already) about neutrino observations is that, in many cases, there is a severe disagreement between the measured and the predicted neutrino fluxes. An important example is the one of solar neutrinos, that have been predicted by Bahcall in sixties; in fact, all observations, beginning with those of the Homestake experiment, found a flux of electron neutrinos that is systematically smaller.¹ A related crucial observation was made in 2002. The SNO experiment [8] used neutral current reactions to see solar neutrinos, thereby counting *all* types of neutrinos and not only the electronic ones: see Fig. 2. Since their observation agrees with the predictions—i.e. there is no shortage of events—one concludes that neutrinos do not disappear, but rather, they partially change type along their trip to the Earth.

This can be explained by the occurrence of the phenomenon known as neutrino oscillation (aka flavor transformation) that is analogous to well-known phenomena, as the rotation of the polarization of the light in certain crystals, that is illustrated in Fig. 3. Below, we provide the reader with a basic description of this phenomenon; for a more complete account see [6].

¹Recall that the leader of Homestake, Ray Davis Jr. and the one of Kamiokande, Masatoshi Koshiba, were awarded the Nobel prize in 2002 *for the detection of cosmic neutrinos*, not for the discovery of oscillations. Note also that the disagreement is today evident in the Borexino experiment, able to observe solar neutrinos of all possible energies.

Figure 4: Illustration of the mass spectra compatible with the data from neutrino oscillations; left, normal hierarchy; right, inverted hierarchy. The minimum mass is not probed by oscillations.



3.1 Basic formalism (Pontecorvo)

This first idea was proposed in 1957 by B. Pontecorvo. He postulated the possibility that neutrinos could become antineutrinos, in analogy with what happens in the particle physics world.² Ten years later, before solar neutrino results were known, Pontecorvo refined this proposal and suggested that this conjecture was valid for neutrinos of different species. The starting point is the formalism elaborated in 1962 by Maki, Nakagawa and Sakata in Nagoya, that allows us to write the known neutrino states as a superposition of mass eigenstates. Let us consider the simple case with two states,

$$\begin{cases} |v_e\rangle = +\cos\theta|v_1\rangle + \sin\theta|v_2\rangle \\ |v_\mu\rangle = -\sin\theta|v_1\rangle + \cos\theta|v_2\rangle \end{cases} \quad (3.1)$$

Suppose to produce a state $|v_e\rangle$, that, in the moment of the production is orthogonal to the state $|v_\mu\rangle$. Now, suppose to have a distribution over the momentum (=a wavepacket) and consider the two mass components that have the same momentum. Their propagation (=de Broglie's) phases,

$$\exp\left[i\frac{\vec{p}\vec{x} - E_i t}{\hbar}\right] \text{ with } E_i = \sqrt{\vec{p}^2 + m_i^2} \quad (3.2)$$

will become different in the course of the propagation since $E_1 \neq E_2$. The difference of phase is,

$$E_1 - E_2 = \frac{E_1^2 - E_2^2}{E_1 + E_2} = \frac{m_1^2 - m_2^2}{E_1 + E_2} \approx \frac{m_1^2 - m_2^2}{2E} \quad (3.3)$$

where in the last step, we used the assumption of ultra-relativistic neutrinos, $E \approx |\vec{p}| \gg m_i$ and we set $c = 1$ for convenience. Thus, $|\langle v_e, 0 | v_e, t \rangle| \neq 1$ at some t , or in other words, the electron neutrinos will not survive as such; conversely, there will be a finite probability that it will be turn into a muon neutrino; and vice versa. It is not difficult to derive the following formulae,

$$\begin{cases} P_{v_e \rightarrow v_e} \equiv |\langle v_e, 0 | v_e, t \rangle|^2 = 1 - \sin^2 2\theta \sin^2 \left[\frac{m_2^2 - m_1^2}{4E} L \right] \text{ [disappearance/survival probability]} \\ P_{v_e \rightarrow v_\mu} \equiv |\langle v_\mu, 0 | v_e, t \rangle|^2 = \sin^2 2\theta \sin^2 \left[\frac{m_2^2 - m_1^2}{4E} L \right] \text{ [appearance probability]} \end{cases} \quad (3.4)$$

where L is the distance of propagation $L \approx ct$ and the energy in this formulae is just the kinetic one $E \approx |\vec{p}|$ (and where we use $\hbar = c = 1$). As a check, we note that summing the two probabilities, we find 1, that means that neutrinos do not get lost; they just change type during the propagation. Today, the leptonic mixing matrix (more on that later) is called PMNS mixing to honor the pioneering contributions of these scientists.³ The story is beautifully recounted in the review paper [10].

²In 1955 Gell-Mann and Pais understood that weak interactions mix K^0 and \bar{K}^0 , removing the mass degeneracy. If

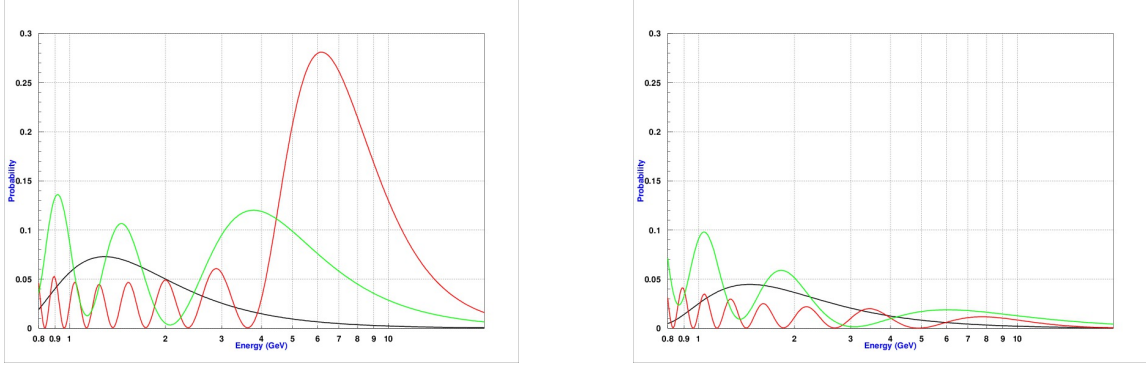


Figure 5: Matter effect for normal mass hierarchy. Left panel: The probability of oscillation $P_{\nu_\mu \rightarrow \nu_e}$ for a distance of 730 (black), 2500 (green), 6371 (red) km. Right panel: the same but for $P_{\bar{\nu}_\mu \rightarrow \bar{\nu}_e}$. The case of inverted hierarchy corresponds, in good approximation, simply to a swap of the two panels.

3.2 Matter effect (Mikheev, Smirnov, Wolfenstein)

Vacuum oscillations occur only when the phases between the mass eigenstates depart from them. But there are other phases that modify the transformation of neutrinos. In fact, the abundant presence of electrons in ordinary matter provides the electron neutrinos with a peculiar phase of scattering. This corresponds to the forward scattering of neutrinos due to weak interaction hamiltonian,

$$H = \frac{G_F}{\sqrt{2}} \int d^3x \bar{\nu}_e \gamma^\mu (1 - \gamma_5) \nu_e \langle \bar{e} \gamma_\mu (1 - \gamma_5) e \rangle \quad (3.5)$$

where the average is on the electron state. The only non-zero term for ordinary matter—i.e. unpolarized matter at rest—is $\langle \bar{e} \gamma_0 e \rangle = \langle e^\dagger e \rangle \equiv n_e$, namely, the density of electrons (measured e.g. in electrons per cm^3) that equates to the molar density ρ_e times the Avogadro number. The phase of scattering of ν_e in a sample of matter of size dx is then given by $\sqrt{2}G_F n_e dx$. This term leads to matter effect on neutrino oscillations—in short, *matter effect* or *MSW effect* after Wolfenstein [11], Mikheev and Smirnov [12]. The size of the new phase can be compared with the vacuum phase as follows,

$$\varepsilon \equiv \frac{\sqrt{2}G_F n_e}{\Delta m^2 / (2E_\nu)} \approx \begin{cases} \left(\frac{7.5 \times 10^{-5} \text{eV}^2}{\Delta m^2} \right) \left(\frac{E_\nu}{5 \text{MeV}} \right) \left(\frac{\rho_e}{100 \text{mol/cm}^3} \right) \\ \left(\frac{2.4 \times 10^{-3} \text{eV}^2}{\Delta m^2} \right) \left(\frac{E_\nu}{5 \text{GeV}} \right) \left(\frac{\rho_e}{3 \text{mol/cm}^3} \right) \end{cases} \quad (3.6)$$

where Δm^2 stands for a difference of squared masses. E.g., let us focus on the solar neutrinos (for which $\Delta m^2 = 7.5 \times 10^{-5} \text{eV}^2$ and that are produced where $\rho_e \sim 100 \text{mol/cm}^3$). When the energy $E_\nu \ll 1 \text{MeV}$, e.g. for the pp-neutrinos, the matter effect can be neglected; instead, for Boron neutrinos with energies above 5 MeV this is important. The effect exists also for high energy neutrinos that cross the Earth (when $\rho_e \sim 3 \text{mol/cm}^3$ and $\Delta m^2 = 2.4 \times 10^{-3} \text{eV}^2$) but this still to be observed. In fact, it depends on the arrangement of the neutrino spectrum, that is unknown to date:

one of them is produced at rest, after some time t its two components with masses $m_1 \neq m_2$ will acquire different phases $\exp(-im_i c^2 t / \hbar)$ causing a partial transformation into the other particle. This was observed in 1956.

³Note that: the two words ‘virtual transmutation’ in the English translation of the Nagoya paper suggest that they had some insight of the phenomenon we are discussing; the hypothesis of ‘mixed neutrinos’ is anticipated by a team in Tokyo, Katayama et al, 1962; the circulation of ideas was much less efficient than today.

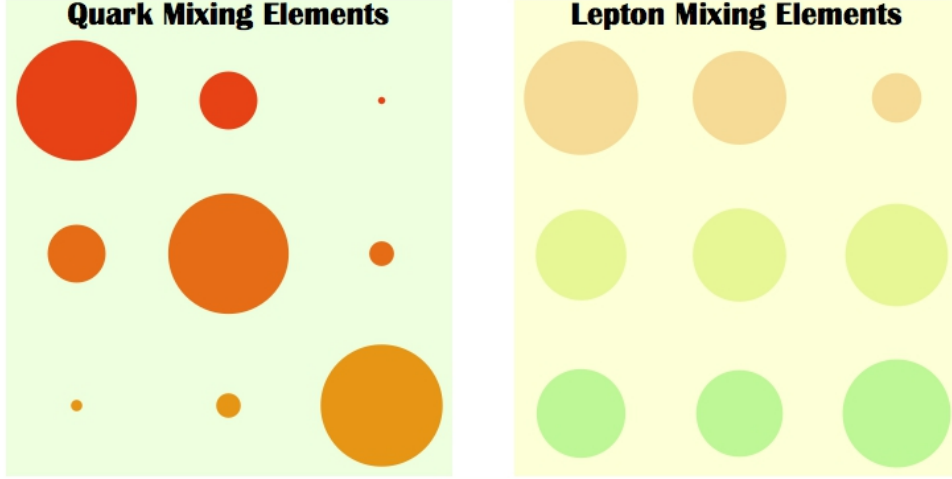


Figure 6: The surfaces of the circles represent the size of the mixing elements. From top to bottom, from left to right: Left panel, quark mixing (CKM) elements $|V_{ud}|, |V_{us}|, |V_{ub}|, |V_{cd}|, \dots$; Right panel, lepton mixing (PMNS) elements $|U_{e1}|, |U_{e2}|, |U_{e3}|, |U_{\mu 1}|, \dots$ in both panels, the mixing matrices are supposed to be unitary. The hierarchical structure of quark mixing elements contrasts with the one of lepton mixing elements.

The two possibilities are shown in Fig. 4. The relevant analytical formulae, obtained assuming constant matter density, give a reasonable approximation of the result, e.g.

$$P_{\nu_{\mu} \rightarrow \nu_e} = \sin^2 \theta_{23} \left(\frac{\sin 2\theta_{13}}{\Xi} \right)^2 \sin^2 \left[\frac{\Delta m^2 L}{4E} \Xi \right] \text{ with } \Xi = \sqrt{\sin^2 2\theta_{13} + (\cos 2\theta_{13} - \epsilon)^2} \quad (3.7)$$

Here we used the sign of ϵ for the case of normal hierarchy; this has to be flipped for inverted hierarchy (left plot of Fig. 4). Note that when $\epsilon = 0$, we have $\Xi = 1$, and this formula remembers closely the vacuum formulae in Eqs. 3.4.⁴ The probabilities of oscillations can be calculated at the web site [13] that runs the code described in [14]; a sample output is in Fig. 5. For more discussion on matter effect see also [6] and the appendix of [15].

3.3 What do we know on neutrino masses and mixings?

Starting from the standard model, the most natural hypothesis is to assume that we have just three light neutrinos.⁵ We can take into account the evidences of oscillations by postulating that they have mass and mix among them. The two types of mass arrangements (aka hierarchies or ordering or spectra) compatible with the present data are illustrated in Fig. 4. This figure shows that each of the neutrino mass eigenstates ν_i is a superposition of the flavor states ν_ℓ . The connection is given by the leptonic (or PMNS) mixing matrix, that links these two kinds of field,

$$\nu_\ell = \sum_{i=1}^3 U_{\ell i} \nu_i \text{ with } \ell = e, \mu, \tau \quad (3.8)$$

⁴Actually, it coincides with the vacuum formula $|U_{e3}U_{\mu 3} \times [\exp(\Delta m^2 L/2E) - 1]|^2$, written with the conventional choice of the mixing elements $U_{e3} = \sin \theta_{13}$ and $U_{\mu 3} = \cos \theta_{13} \sin \theta_{23}$, see e.g. [6].

⁵This is supported by the width of the Z^0 , that measures the number of weakly interacting neutrinos, but also by measurements based on the big-bang cosmology, namely: the primordial nucleosynthesis of light elements and the distribution of the inhomogeneities of the cosmic microwave background.

A quantitative information is given in Fig. 6, where we compare the sizes of the elements of the leptonic and of the quark mixing matrices, $|U_{li}|$ and $|V_{ud}|$. Recall that the physical parameters are 3 mixing angles and one phase that describes CP violating phenomena. All 3 leptonic mixing angles are known in good approximation and we have the first hints that the CP violating phase is different from zero; but, let us repeat, the mass hierarchy is unknown to date.

Can we determine the mass hierarchy by means of oscillations? Considering 3 flavor oscillations, the survival probability $P_{\bar{\nu}_e \rightarrow \bar{\nu}_e}$ of reactor antineutrinos is not the same for the two mass hierarchies shown in Fig 4. The effect is maximum at about 50 km, but it is not large and requires very precise measurements; this is the target of JUNO. The study of Earth matter effect via $P_{\nu_\mu \rightarrow \nu_\mu}$, $P_{\nu_\mu \rightarrow \nu_e}$, $P_{\nu_e \rightarrow \nu_\mu}$, $P_{\nu_e \rightarrow \nu_e}$ and connected antineutrino channels (see Fig. 5) offers other possibilities, that can be pursued already with atmospheric neutrinos (PINGU, ORCA, INO, Super- and Hyper-Kamiokande). Also long-baseline experiments such as NOVA, T2K (possibly with Hyper-Kamiokande) can study the mass hierarchy and the CP violating phase.

Finally, we would like to discuss neutrino masses. A quantitative illustration of the spectrum, assuming normal mass hierarchy, is in Fig. 7. Note that oscillations fix only the squared mass differences without providing us information on lightest neutrino mass. Other experiments can give us information on some combination of neutrino mass. These include cosmological measurements of the distribution of the matter, the search of mass effects in the (endpoint of) beta spectrum, the search for the lepton number violating transition named neutrinoless double beta decay that receives a contribution from Majorana neutrino masses (see Sect. 4.3). The present 95% CL bound on the sum of masses from cosmology is 140 meV [16]. This bound allows us to deduce other stringent bounds,

parameter	theory	beta spectrum	neutrinoless $\beta\beta$
	m_{lightest}	m_β	$m_{\beta\beta}(\text{max})$
NORMAL HIERARCHY	38 meV	39 meV	39 meV
INVERTED HIERARCHY	28 meV	56 meV	55 meV

All these quantities are below the sensitivity of near future experiments. If the bound is correct, a positive detection in laboratory experiments (β or $\beta\beta$) would point to physics beyond the minimal scenario; e.g. new sources of lepton number violation beyond light neutrino masses contributing to neutrinoless double beta decay. Note that if we treat the cosmological bound as Gaussian, we find at 1 sigma that the sum of mass is below 71 meV; thus, the normal mass hierarchy is slightly favored by the interpretation of cosmological observations.

Exercises of Sect. 3

8) Derive the formula of the survival and of the appearance probabilities; note that in order to obtain it, a crucial hypothesis is to consider the case of *ultra-relativistic neutrinos*. [This is the only case that applies in practice, though it could be interesting for theoretical–or academic–purposes to consider the other one.]

9) Including \hbar and c factors in Eqs. 3.4, prove the important numerical formula

$$\varphi \equiv \frac{\Delta m^2 L}{4E} = 1.267 \frac{\Delta m^2}{\text{eV}^2} \frac{L}{\text{km}} \frac{\text{GeV}}{E} \quad (3.9)$$

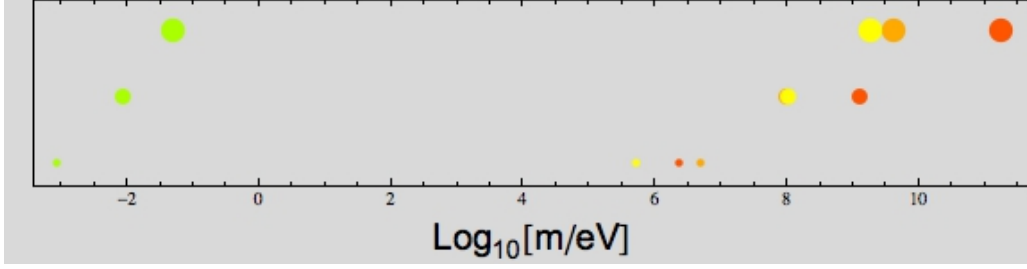


Figure 7: Masses of the known elementary spin 1/2 fermions. Red, up quarks; yellow, down quarks; orange, charged leptons; green, neutrinos. In the last case, we assume normal mass hierarchy and a mass ratio of 1/10 between the two lightest neutrinos for illustration purposes.

that allows to estimate easily the cases when oscillations are absent ($\varphi \ll 1$) when they exist in proper sense ($\varphi \sim 1$) and when they are described by a constant factor instead ($\varphi \gg 1$).

10) Check that the maximum of the red curve in the left panel of Fig. 5, due to matter effect, corresponds to the region where the phase of scattering due to matter is comparable to the phase due to vacuum oscillations.

11) Knowing that the mass measured in cosmology is $\Sigma = m_1 + m_2 + m_3$ and using the values of the mixing elements and of the differences of mass squared, derive the bounds on the masses defined as $m_\beta^2 = \sum_i |U_{ei}^2| m_i^2$ and $m_{\beta\beta} = |\sum_i U_{ei}^2 m_i|$ (the last one implying $m_{\beta\beta}(\max) = \sum_i |U_{ei}^2| m_i$).⁶

4. Modifying the standard model to include neutrinos masses

In this last section, we discuss a modification of the standard model of elementary particles, that allows us to take into account neutrinos masses. In this manner, we can explain oscillations and discuss on firmer bases new phenomena.

4.1 The fermions of the standard model

Let us examine the meaning of neutrino masses from the point of view of the standard model. The latter is based on the gauge group

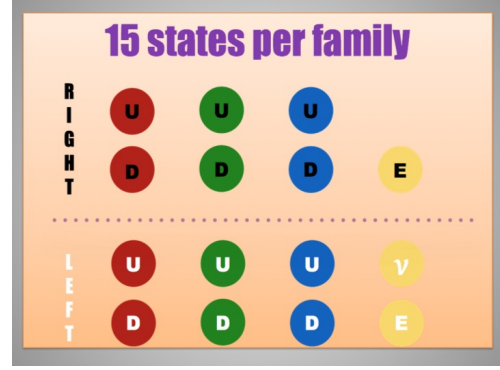
$$\mathcal{G}_{\text{SM}} = SU(3)_{\text{color}} \times SU(2)_{\text{left}} \times U(1)_{\text{hypercharge}} \quad (4.1)$$

and it includes 3 families of fermions, each one with 2 quarks (coming in 3 colors) and 2 leptons, see Fig. 8. It allows the transitions between the 3 different families of quarks but it forbids those between different families of leptons. However, the observation of neutrino oscillations/ flavor conversion shows that this possibility does occur, just as it occurs for quarks. The most reasonable explanation, suggested in the previous pages, is that neutrinos have mass and mix among them. Thus, we ask the question of how to introduce neutrino masses in a suitable extension of the standard model.

The minimal modification (by definition) is to require that we do not add any new light particle. In this case, if we want to build some sort of neutrino mass, we have no other choice but to deal

⁶Applying the Cauchy-Schwarz inequality $|\langle \vec{x}, \vec{y} \rangle| \leq \|\vec{x}\| \|\vec{y}\|$ to the vectors with components $(\vec{x})_i = U_{ei}^*$ and $(\vec{y})_i = U_{ei} m_i$ we have $m_{\beta\beta} \leq m_\beta$, since $\|\vec{x}\| = 1$. Note that $m_{\text{lightest}} = m_1 (=m_3)$ in normal (inverted) hierarchy, see Fig. 4.

Figure 8: In the standard model, each of the three families contain 15 spin-half chiral (Weyl) states, including one neutrino with left chirality. The corresponding antiparticles are automatically included by the general principle of relativistic quantum field theory. In the figure, we show the states of the first family, that corresponds to the following mass eigenstates: u and d quarks (charged and colored), the lepton e (charged) and neutrino ν_e (neutral and massless).



with the (left) leptonic doublet

$$L_{\ell a} = \begin{pmatrix} \nu_{\ell a} \\ \ell_a \end{pmatrix} \text{ where } \ell = e, \mu, \tau \text{ and } a = 1, 2, 3, 4 \quad (4.2)$$

since neutrinos are contained in this doublet of $SU(2)_{\text{left}}$. The standard model quantum numbers of this doublet are $(1, 2, -1/2)$ meaning that: it is a singlet under the color group $SU(3)_{\text{color}}$ (of course! it is a lepton); it is a doublet under $SU(2)_{\text{left}}$ (even more evident) and it has $Y = \text{diag}(-1/2, -1/2)$, and thus the electric charges are $Q = \sigma_3/2 + Y = \text{diag}(0, -1)$, as it should be. The Higgs doublet instead has the quantum numbers $(1, 2, +1/2)$, thus it can be written $H = (H^+, H^0)$.

4.2 One additional operator in the standard model (Weinberg)

We can form a gauge singlet by taking the product, $H i \sigma_2 L_{\ell a} = -\nu_{\ell a} H^0 + \ell_a H^+$ but this bilinear combination is not Lorentz invariant, since it has one free spinorial index a . When the Higgs field takes vacuum expectation value, we get a term proportional to the neutrino field, $H i \sigma_2 L_{\ell a} = -\langle H^0 \rangle \nu_{\ell a} + \dots$ It is sufficient to contract two of these terms to obtain an invariant term, that can be added to the standard model hamiltonian density, namely [17]

$$H \sigma_2 L_{\ell a} C_{ab}^{-1} H \sigma_2 L_{\ell' b} / (2M) \quad (4.3)$$

where repeated indices are contracted. Here, M is a constant with dimensions of mass, that is included to ensure that the hamiltonian density has the correct dimensions, while C is the charge conjugation matrix, needed to form an invariant quantity out of two spinors. When the Higgs field takes vacuum expectation value we get a bilinear term built with the (left handed) neutrino fields only. This is,

$$\frac{m}{2} \nu_{\ell} C^{-1} \nu_{\ell'} + \text{hermitian conjugate, where } m = \frac{\langle H^0 \rangle^2}{M} \quad (4.4)$$

Note that the mass parameter m is inversely proportional to the mass scale of the Weinberg operator, M . We can generalize this position to include similar terms for all types of neutrinos by replacing $m \rightarrow m_{\ell \ell'}$ where $\ell, \ell' = e, \mu, \tau$. Finally, we define the following real (or Majorana) spinor:

$$\chi_{\ell} = \nu_{\ell} + C \bar{\nu}_{\ell}^t \text{ such that } \chi_{\ell} = C \bar{\chi}_{\ell}^t \quad (4.5)$$

If $m_{\ell \ell'}$ is real, we can rewrite the above bilinear term in a manner that looks familiar, namely

$$\frac{m_{\ell \ell'}}{2} \nu_{\ell} C^{-1} \nu_{\ell'} + \text{hermitian conjugate} = -\frac{m_{\ell \ell'}}{2} \bar{\chi}_{\ell} \chi_{\ell'} \quad (4.6)$$

We conclude that the new operator produces a mass term for the neutrinos, called *Majorana mass*.

4.3 Implications

Evidently, the above possibility is particularly interesting, since (apart from the technicalities) it is compatible with the standard model gauge symmetries. Moreover, it gives rise to lepton number violating phenomena, such as the *neutrinoless double beta decay*—namely the nuclear transition

$$(A, Z) \rightarrow (A, Z + 2) + 2e^- \quad (4.7)$$

that is forbidden in the standard model. Thus there is some connection between neutrino oscillations and other phenomena—simply because they both result from neutrino masses.

However, ‘there is no such thing as a free lunch’. What is the price that we have to pay if we correct for the shortcomings of the standard model by adding the new operator of Eq. 4.3? The fact is that it has canonical (mass) dimension 5, thus it breaks the renormalizability of the resulting quantum field theory. This is not so dramatic as it might look, though; the same happens with Fermi interactions. In fact, G_F has dimensions of inverse mass squared (recall Eq. 1.3) but this is far from meaning that Fermi interactions have no practical applications in nuclear and particle physics!

To summarize, we can hypothesize that neutrino masses are due to the operator shown in Eq. 4.3, but we are not yet ready to discuss its *origin*; we have to postpone the question of how it emerges from a renormalizable theory (that extends the standard model) to a future and more complete model of the world of elementary particles, that will be hopefully based on new data and information. Unfortunately, it is not clear whether the scale of new physics will allow direct access by terrestrial accelerators—see the last exercise.

Exercises of Sect. 4

- 12) Assuming that the spinor ν has left chirality, $\nu = P_L \nu$, check that the spinor $C\bar{\nu}^t$ has right chirality.
- 13) Prove that the spinor χ has to be a trivial representation of any $U(1)$ group, and in particular, it cannot transform under the $U(1)_{\text{e.m.}}$ of the electromagnetism—it cannot be a charged field. What about $U(1)_{\text{hypercharge}}$?
- 14) Show that the two mass terms written in Eq. 4.6 are identical. Prove that, in general, the matrix $m_{\ell\ell'}$ is symmetric. Write the mass term using the Majorana field χ_ℓ , assuming that $m_{\ell\ell'} = \text{Re}(m_{\ell\ell'}) + i \text{Im}(m_{\ell\ell'})$ is complex.
- 15) Show by direct calculation that the combination $H\sigma_2 L$ is a gauge singlet of the standard model gauge group, and in particular it is invariant under $SU(2)_{\text{left}}$ transformations. What are the transformation properties of $H\sigma_2 \bar{\nu} L$? Combine the $SU(2)_{\text{left}}$ spinors L and H in other manners and show that the result is always proportional to the Weinberg operator. (Recall that $2 \otimes 2 = 1 \oplus 3$.)
- 16) Discuss which are the values of masses M in Eq. 4.3 that are compatible with the masses of neutrinos observed by mean of oscillations. Discuss the meaning on M by elaborating on the correspondence between Eqs. 1.3 and 4.3 possibly by envisaging a specific renormalizable model to account for this operator.

Acknowledgments

I would like to thank A. Ianni and the Organizers for the invitation, and P. Sapienza for careful reading of the text. An appeal to potential readers: please feel free to contact me at to discuss this note, the exercises, or to get more information but do not worry too much if your results do not agree with those in table 1; they are only meant to allow first orientation.

References

- [1] G. Bellini *et al.* [Borexino Collaboration], “Neutrinos from the primary proton-proton fusion process in the Sun,” *Nature* **512** (2014) 7515, 383.
- [2] G. Bellini *et al.* [Borexino Collaboration], “Measurement of geo-neutrinos from 1353 days of Borexino,” *Phys. Lett. B* **722** (2013) 295 [arXiv:1303.2571].
- [3] F. Vissani and G. Pagliaroli, “The diffuse supernova neutrino background: Expectations and uncertainties derived from SN1987A,” *Astron. Astrophys.* **528** (2011) L1 [arXiv:1102.0447].
- [4] F. Vissani, “Comparative analysis of SN1987A antineutrino fluence,” *J. Phys. G: Nucl. Part. Phys.* **42** (2015) 013001 [arXiv:1409.4710].
- [5] M. G. Aartsen *et al.* [IceCube Collaboration], “Observation of High-Energy Astrophysical Neutrinos in Three Years of IceCube Data,” *Phys. Rev. Lett.* **113** (2014) 101101 [arXiv:1405.5303].
- [6] A. Strumia and F. Vissani, “Neutrino masses and mixings and...,” hep-ph/0606054.
- [7] A. Strumia and F. Vissani, “Precise quasielastic neutrino/nucleon cross-section,” *Phys. Lett. B* **564** (2003) 42 [astro-ph/0302055].
- [8] Q. R. Ahmad *et al.* [SNO Collaboration], “Direct evidence for neutrino flavor transformation from neutral current interactions in the Sudbury Neutrino Observatory,” *Phys. Rev. Lett.* **89** (2002) 011301 [nucl-ex/0204008].
- [9] <http://en.wikipedia.org/wiki/Waveplate>
- [10] B. M. Pontecorvo, “Pages In The Development Of Neutrino Physics,” *Sov. Phys. Usp.* **26** (1983) 1087 [*Usp. Fiz. Nauk* **141** (1983) 675].
- [11] L. Wolfenstein, “Neutrino Oscillations in Matter,” *Phys. Rev. D* **17** (1978) 2369.
- [12] S.P. Mikheev and A.Yu. Smirnov, “Resonance Amplification of Oscillations in Matter and Spectroscopy of Solar Neutrinos,” *Sov. J. Nucl. Phys.* **42** (1985) 913.
- [13] <http://pcbat1.mi.infn.it/~battist/cgi-bin/oscil/index.r>
- [14] G. Battistoni, A. Ferrari, C. Rubbia, P. R. Sala and F. Vissani, “Atmospheric neutrinos in a large liquid argon detector,” hep-ph/0604182.
- [15] C. Lujan-Peschard, G. Pagliaroli and F. Vissani, “Counting muons to probe the neutrino mass spectrum,” *Eur. Phys. J. C* **73** (2013) 2439 [arXiv:1301.4577].
- [16] N. Palanque-Delabrouille *et al.*, “Constraint on neutrino masses from SDSS-III/BOSS Ly α forest and other cosmological probes,” *JCAP* **1502** (2015) 045 [arXiv:1410.7244].
- [17] S. Weinberg, “Baryon and Lepton Non-conserving Processes,” *Phys. Rev. Lett.* **43** (1979) 1566.

Neutrino source	Flux [1/cm ² s]	Average energy	Target # & type	Time	Distance [cm]	Cross section [cm ²]	Remarks & reference	Event #
Sun (pp)	3×10^{10}	0.2 MeV	3×10^{31} e	1 day	1.5×10^8 km	10^{-45} (ES)	BX [1]	100
Earth	3×10^5	2 MeV	10^{31} p	4 yr	?	3×10^{-44} (IBD)	BX [2]	10
Reactor	3×10^4	4 MeV	10^{31} p	4 yr	1000 km	10^{-42} (IBD)	BX [2]	30
Relic SN	2.5	10 MeV	10^{33} p	1 yr	300 kpc	7×10^{-42} (IBD)	SK [3]	0.6?
Galactic SN	10^{10}	20 MeV	10^{33} p	10 s	10 kpc	3×10^{-41} (IBD)	SK [4]	5000
Atmosphere	1	1 GeV	10^{34} N	1 yr	500 km	10^{-38} (QEL+DIS)	SK (all ν)	3000
Accelerators ν_μ	0.1	10 GeV	6×10^{32} N	1 yr	500 km	10^{-37} (DIS)	SK	3000
Accelerators ν_τ	0.01	120 GeV	10^{34} N	3 yr	700 km	10^{-38} (DIS)	Opera	6
Galactic source	10^{-12}	3 TeV	2×10^{39} N	1 yr	1 kpc	10^{-35} (DIS)	Ice ³	1?
HE neutrinos	2×10^{-12}	100 TeV	6×10^{38} N	3 yr	?	10^{-34} (DIS)	Ice ³ [5]	10

Table 1: Abbreviations: (1) BX=Borexino; SK=Super-Kamiokande (22.5 kton); Ice³=IceCube. (2) ES=elastic scattering; IBD=inverse beta decay; QEL=quasi elastic nucleon interaction; DIS=deep inelastic scattering. (3) e=electron; p=proton; N=nucleon. 1 pc= 3×10^{18} cm. Question marks denote purely theoretical predictions.