

Multiple bubbles and fingers in a Hele-Shaw channel: complete set of steady solutions

Giovani L. Vasconcelos*

Department of Mathematics, Imperial College London,

180 Queen's Gate, London SW7 2AZ,

United Kingdom, and Departamento de Física,

Universidade Federal de Pernambuco, 50670-901, Recife, Brazil

(Dated: 29 May 2015)

Abstract

Analytical solutions for both a finite assembly and a periodic array of bubbles steadily moving in a Hele-Shaw channel are presented. The particular case of multiple fingers penetrating into the channel and moving jointly with an assembly of bubbles is also analysed. The solutions are given by a conformal mapping from a multiply connected circular domain in an auxiliary complex plane to the fluid region exterior to the bubbles. In all cases the desired mapping is written explicitly in terms of certain special transcendental functions, known as the secondary Schottky-Klein prime functions. Taken together, the solutions reported here represent the complete set of solutions for steady bubbles and fingers in a horizontal Hele-Shaw channel when surface tension is neglected. All previous solutions under these assumptions are particular cases of the general solutions reported here. Other possible applications of the formalism described here are also discussed.

*Electronic address: giovani.vasconcelos@ufpe.br

I. INTRODUCTION

Interface dynamics in a Hele-Shaw cell—where the motion of the viscous fluids is confined to the narrow gap between two closely spaced parallel glass plates—is a problem of considerable interest both from a theoretical standpoint as a moving free boundary problem and from a practical perspective in view of its connection to other important physical systems, such as flows in porous media, dendritic crystal growth and directional solidification [41]. The Hele-Shaw system is particularly interesting when one fluid is much less viscous than the other and surface tension effects are neglected, for in this case the problem becomes quite tractable mathematically and many steady and time-dependent solutions have been found since the pioneering work by Saffman & Taylor [47], Saffman [46] and Taylor & Saffman [53]. Recently, deep mathematical connections have been discovered between Hele-Shaw flows and other problems in mathematical physics, such as integrable systems, random matrix theory and quantum gravity [40]. There is also a close relation between interface dynamics in a Hele-Shaw cell and an important growth model known as Loewner evolution [18, 23, 25, 61]. Motivated by these findings, interest in Hele-Shaw flows (or Laplacian growth, as it is also known) has grown well beyond its original hydrodynamics context and there is now an extensive literature on the subject and its mathematical ramifications; for an overview, see e.g. the recent monograph by Gustafsson, Teodorescu & Vasil’ev [24].

Yet, despite all these developments, the Hele-Shaw system continues to surprise and reveal more mathematical structures underlying its dynamics. Recent investigations by Vasconcelos, Marshall & Crowdy [59]—motivated in part by the problem of interface dynamics in a Hele-Shaw cell—led to the discovery of a new class of special functions (called the secondary Schottky-Klein prime functions) associated with planar multiply connected domains. These functions are particularly useful in tackling potential-theory problems involving multiply connected domains with *mixed boundary conditions*. One such problem—and the main theme of the present paper—is the motion of bubbles in a Hele-Shaw channel, in which case the velocity potential satisfies Dirichlet boundary conditions on the bubble interfaces and Neumann conditions on the channel walls.

In this paper, the formalism of the secondary prime functions is used to construct exact solutions for the problem of multiple bubbles steadily translating in a Hele-Shaw channel, both for a finite assembly of bubbles and for a periodic stream of bubbles with an arbitrary

number of bubbles per period cell. The problem of multiple fingers penetrating into the channel and moving together with an assembly of bubbles is also analysed as a particular case of the multi-bubble solutions (when some of the bubbles become infinitely elongated). In all cases, the solutions are given in terms of a conformal mapping $z(\zeta)$ from a multiply connected circular domain in an auxiliary complex ζ -plane to the flow region exterior to the bubbles in the complex z -plane. This mapping is written as the sum of two analytic functions—corresponding to the complex potentials in the laboratory and co-moving frames—that map the circular domain onto slit domains. Analytical formulae for these slit maps are obtained in terms of the secondary Schottky-Klein (S-K) prime functions, which then allows us to obtain an explicit solution for the desired mapping $z(\zeta)$.

In the case of a finite assembly of bubbles, a generalised method of images is used at first to construct the relevant complex potentials and then the resulting expressions (containing an infinite product of terms) are recast in terms of the secondary prime functions. This function theoretic formulation is more advantageous in that not only does it have a firmer mathematical basis (the theory of compact Riemann surfaces and their associated prime functions), but it can also handle more general cases, such as periodic solutions, that are not easily tackled by the heuristic method of images.

Solutions for multiple steady bubbles in a Hele-Shaw channel were first obtained by the author [54, 58] for the cases when the bubbles either are symmetrical about the channel centreline or have fore-and-aft symmetry. In such cases, the fluid region can be reduced by virtue of symmetry to a simply connected domain, whereby the desired mappings can be constructed via the Schwarz-Christoffel formula. Solutions for an arbitrary number of steady bubbles in an *unbounded* cell were obtained by [8] in terms of the (primary) Schottky-Klein prime function. Crowdy [9] also considered the case of a finite assembly of steady bubbles in a channel with no assumed symmetry, but it was subsequently found that the second family of prime functions used in his approach was not correctly defined (D. G. Crowdy 2011, personal communication). Exact solutions for this problem were later obtained by Green & Vasconcelos [22] using an alternative method based on the generalised Schwarz-Christoffel mapping for multiply connected domains. Their solution is expressed in the form of an indefinite integral whose integrand consists of products of (primary) S-K prime functions and which contains several accessory parameters that need to be determined numerically. The solutions reported here for multiple Hele-Shaw bubbles in a channel are based on an entirely

different approach and have the advantage that they are given by an explicit analytical formula in terms of the secondary prime functions, with no accessory parameters whatsoever. Furthermore, they can be used to generate new solutions for multiple fingers moving together with an assembly of bubbles, as will be seen later.

In the case of a periodic array of bubbles, solutions were first obtained by Burgess & Tanveer [5] for a single stream of symmetrical bubbles. This class of solutions was later extended to include the case of multiple bubbles per period cell under certain symmetry assumptions [48, 49, 54]. The new family of periodic solutions reported here is much more general in that it describes an arbitrary stream of *groups of bubbles*, with no symmetry restriction on the geometrical arrangement of the bubbles within a period cell. Here again the solutions are given in analytical form in terms of the secondary prime functions, making the computation of the bubble shapes a rather simple task, once the preimage domain in the ζ -plane is specified.

In light of the existence of this large class of exact solutions for multiple bubbles, it can be argued that the variety of forms observed by Maxworthy [35], in his experiments on bubbles rising in an inclined Hele-Shaw cell, is in part a manifestation of this multitude of solutions. Further studies would of course be required for a more direct comparison between theory and experiments, but it is worth pointing out that a good agreement was already obtained for the case of a small bubble at the nose of a larger bubble [29, 57]. It is to be noted, however, that not all exact solutions reported here are expected to have experimental counterparts, since they correspond to an idealised model where surface tension and three-dimensional thin-film effects are neglected.

It is also important to emphasise that obtaining analytical solutions for steady Hele-Shaw flows naturally paves the way to finding time-dependent solutions, as the form of the steady solutions often suggests an ansatz for the time-dependent ones [see, e.g. 3]. In this context, the problem of finding exact solutions for steady Hele-Shaw flows is of physical and mathematical interest not only on its own merit but also because it serves as a starting point to study more general interfacial problems. (The possibility of extending the steady solutions reported herein to the time-dependent case will be briefly discussed towards the end of the paper.)

The analysis presented here for Hele-Shaw bubbles might also find applications in other related problems, such as hollow vortices and streamer discharges in a strong electric field.

A hollow vortex is a vortex whose fluid in the interior is at rest (and hence at constant pressure), and so it can be viewed as a bubble with non-zero circulation. The formalism of the primary S-K prime functions has been used to find solutions for a pair of translating hollow vortices [11] as well as for a von Kármán street of hollow vortices [10]. It is thus possible that the present method of analysis, involving multiple bubbles, may be adapted to study more general configurations of hollow vortices. In the case of steady streamers in strong electric fields [37], the governing equations are identical to those for Hele-Shaw flows, with a streamer corresponding to a bubble or finger, and so the solutions presented here are likely to be relevant for the problem of multiple interacting streamers [31].

The paper is organized as follows. In §II, the problem of an assembly of a finite number of steady bubbles in a Hele-Shaw channel is formulated in terms of a conformal mapping $z(\zeta)$ from a circular domain in an auxiliary complex ζ -plane to the fluid region in the physical z -plane. The Schottky groups associated with this circular domain and their corresponding Schottky-Klein prime functions are discussed in §III. The formalism of the secondary prime functions is then used, in §IV, to obtain an analytical solution for the mapping $z(\zeta)$. For ease of presentation, here the problem is first solved by the method of images and then the results are recast in terms of the prime functions. Configurations with multiple fingers moving together with a group of bubbles are discussed in §V, as a particular case of the general solution for an assembly of bubbles. In §VI, the case of a periodic array of steady bubbles in a Hele-Shaw channel is considered. Here a fully fledged function-theoretic approach is used to construct an explicit solution for the corresponding mapping $z(\zeta)$ in terms of the secondary prime functions. We conclude the paper by briefly discussing, in §VII, the main features of our results as well as other possible applications of the analysis presented herein.

II. FINITE ASSEMBLY OF BUBBLES: PROBLEM FORMULATION

Here we consider the problem of an assembly of a number M of bubbles of a fluid of negligible viscosity translating uniformly with speed U parallel to the x axis in a horizontal Hele-Shaw channel filled with a viscous fluid; see figure 1(a) for a schematic for the case $M = 2$. The fluid velocity at infinity in front of and behind the bubbles is denoted by V , where $U > V$. To avoid a proliferation of factors of π in our expressions, it is assumed that the channel has width equal to π ; and without loss of generality the far-field velocity is set

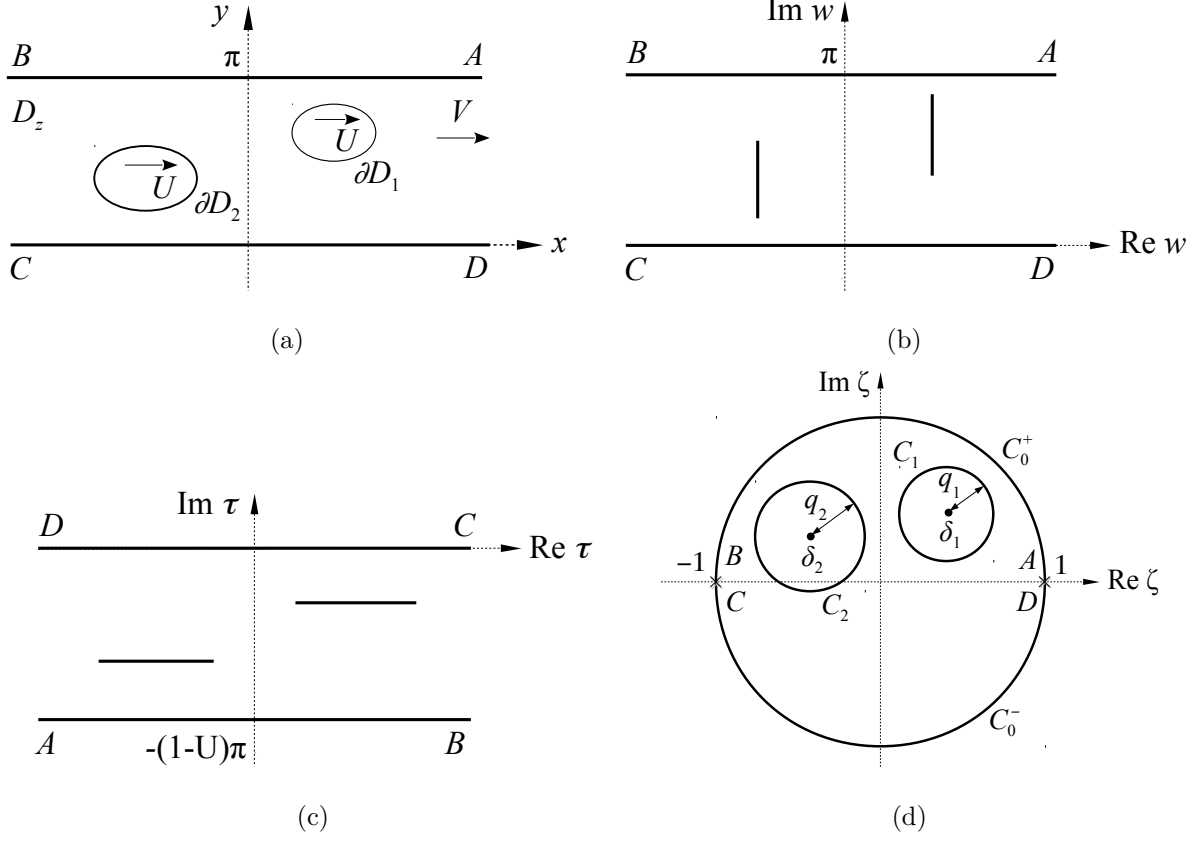


FIG. 1: The flow domains for a finite assembly of bubbles in: (a) the physical z -plane; (b) the plane of the complex potential in the laboratory frame; (c) the plane of the complex potential in the moving frame; and (d) the auxiliary complex ζ -plane.

to unity, i.e. $V = 1$. It is also assumed that the pressure inside each bubble is constant and surface tension effects are neglected, so that the viscous fluid pressure on each bubble boundary is taken to be constant (i.e. equal to the pressure inside the bubble).

A. The complex potentials

As is well known [28], the motion of a viscous fluid in a Hele-Shaw cell can be described by a complex potential

$$F(z, t) = \phi(x, y, t) + i\psi(x, y, t) \quad (1)$$

where $z = x + iy$ and the velocity potential $\phi(x, y, t)$ is given by Darcy's law:

$$\phi(x, y, t) = -\frac{b^2}{12\mu}p(x, y, t). \quad (2)$$

Here b is the cell gap, μ is the fluid viscosity, $p(x, y, t)$ is the pressure and $\psi(x, y, t)$ is the stream function conjugated to $\phi(x, y, t)$.

Since it is assumed that the bubbles all move with a constant speed U , the complex potential $F(z, t)$ has a trivial dependence on the time t , namely

$$F(z, t) = w(z - Ut), \quad (3)$$

for some function $w(z)$ to be determined. Note that $w(z)$ represents the complex potential in the laboratory frame expressed in terms of the coordinates of a frame of reference co-travelling with the bubbles. It is therefore convenient to introduce a second complex potential, $\tau(z)$, defined by

$$\tau(z) = w(z) - Uz, \quad (4)$$

which describes the flow in the frame of reference co-moving with the bubbles. Henceforth, it will be understood that the variable $z = x + iy$ labels points in the co-moving frame.

Now let D_z denote the fluid region in the z -plane exterior to the bubbles, and denote by ∂D_j , for $j = 1, \dots, M$, the boundary of the j -th bubble; see figure 1(a). The complex potential $w(z)$ must be analytic in D_z and satisfy the following boundary conditions:

$$\text{Im}[w(z)] = 0 \quad \text{on} \quad y = 0, \quad (5)$$

$$\text{Im}[w(z)] = \pi \quad \text{on} \quad y = \pi, \quad (6)$$

$$\text{Re}[w(z)] = c_j \quad \text{for} \quad z \in \partial D_j, \quad (7)$$

where $\{c_j | j = 1, \dots, M\}$ is a set of real constants. Conditions (5) and (6) simply state that the channel walls at $y = 0$ and $y = \pi$ are streamlines of the flow, whereas (7) follows from the fact that the pressure is constant on each bubble boundary (i.e. the constants c_j are related to the values of the pressure in each bubble). Furthermore, as the far-field flow is uniform with unity velocity, it follows that $w(z)$ has the following asymptotic behaviour at infinity:

$$w(z) \sim z \quad \text{for} \quad |z| \rightarrow \infty. \quad (8)$$

From (5)–(8) one then concludes that the flow domain, D_w , in the w -plane is a horizontal strip of width π containing M vertical slits in its interior, where each slit corresponds to a bubble in the z -plane; see figure 1(b).

Let us now consider the boundary conditions satisfied by $\tau(z)$. As the bubble boundaries ∂D_j are streamlines of the flow in the co-moving frame, one has that

$$\text{Im} [\tau(z)] = d_j \quad \text{for} \quad z \in \partial D_j, \quad (9)$$

where $\{d_j | j = 1, \dots, M\}$ is a set of real constants (corresponding to the values of the stream-function in the moving frame on each bubble boundary). Furthermore, conditions (5), (6) and (8) imply, in view of (4), that

$$\text{Im} [\tau(z)] = 0 \quad \text{on} \quad y = 0, \quad (10)$$

$$\text{Im} [\tau(z)] = (1 - U)\pi \quad \text{on} \quad y = \pi, \quad (11)$$

and

$$\tau(z) \sim (1 - U)z \quad \text{for} \quad |x| \rightarrow \infty. \quad (12)$$

From (9)–(12) one readily sees that the flow domain, D_τ , in the τ -plane is a strip of width $(U - 1)\pi$, with M horizontal slits in its interior; see figure 1(c).

B. Conformal mapping

We shall seek a solution for the free boundary problem defined in §II A in terms of a conformal mapping $z(\zeta)$ from a bounded circular domain D_ζ in an auxiliary complex ζ -plane to the fluid region D_z . To be specific, let D_ζ be the domain obtained from the unit disk by excising M non-overlapping smaller disks. A schematic of D_ζ is shown in figure 1(d) for the triply connected case $M = 2$.

Label the unit circle by C_0 and the M inner circular boundaries by C_1, \dots, C_M ; and let δ_j and q_j denote respectively the centres and radii of the circles C_j , $j = 0, \dots, M$. (Note that $\delta_0 = 0$ and $q_0 = 1$.) The mapping $z(\zeta)$ is chosen such that the unit circle C_0 maps to the channel walls, whilst the inner circles C_1, \dots, C_M map to the bubble boundaries $\partial D_1, \dots, \partial D_M$. This implies that $z(\zeta)$ will necessarily have two logarithmic singularities, denoted by ζ_1 and ζ_2 , on the unit circle, which map in the z -plane to the two end points of the channel, $x = \mp\infty$, respectively. By the degrees of freedom afforded by the Riemann-Koebe mapping theorem [21], we can set $\zeta_1 = -1$ and $\zeta_2 = 1$. With this choice, the upper unit semicircle, C_0^+ , maps to the upper channel wall ($y = \pi$) and the lower unit semicircle, C_0^- , maps to the lower wall ($y = 0$); see figure 1.

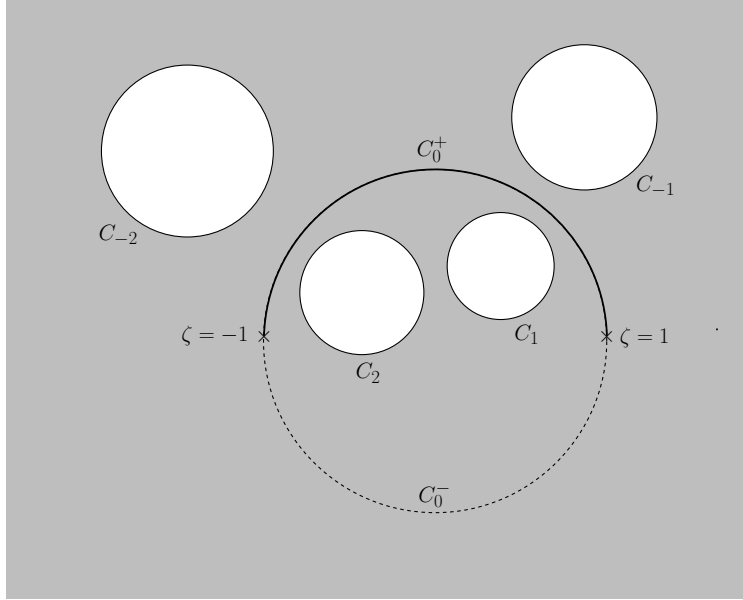


FIG. 2: The extended flow domain F_0 in the the auxiliary complex ζ -plane.

It is expedient to augment the flow region by reflecting the original channel in its lower wall, thus generating an extended channel defined by $D_z \cup \overline{D_z}$, where a bar denotes complex conjugation. (Note that this extended channel contains $2M$ bubbles where each bubble in the lower half-channel is the mirror image of a corresponding bubble in the upper half-channel.) Accordingly, the extended flow domain, denoted by F_0 , in the auxiliary ζ -plane is obtained by adding to D_ζ its reflection in C_0 :

$$F_0 = D_\zeta \cup \varphi_0(D_\zeta), \quad (13)$$

where $\varphi_0(\zeta) = 1/\bar{\zeta}$ defines reflection in C_0 . In addition, a branch cut must be inserted along C_0^+ so that the lower and upper sides of this cut map to the upper and lower walls of the extended channel, $y = \pm\pi$, respectively. A schematic of F_0 is shown in figure 2 for the case $M = 2$.

Let us denote by C_{-j} the reflection of the circle C_j in C_0 , i.e. $C_{-j} = \varphi_0(C_j)$. The region F_0 defined in (13) thus corresponds to the exterior of the circles C_j and C_{-j} , for $j = 1, \dots, M$. For convenience of notation, define the following set of labels

$$K_M \equiv \{-M, \dots, -1, 1, \dots, M\},$$

and let \mathcal{C}_M denote the set of circles bounding F_0 , that is,

$$\mathcal{C}_M \equiv \{C_k \mid k \in K_M\}.$$

Next, introduce the functions $W(\zeta)$ and $T(\zeta)$ through the following compositions:

$$W(\zeta) \equiv w(z(\zeta)), \quad (14)$$

$$T(\zeta) \equiv \tau(z(\zeta)). \quad (15)$$

The mapping $w = W(\zeta)$ conformally maps F_0 onto a slit strip domain in the w -plane defined by $D_w \cup \overline{D_w}$. Similarly, the function $\tau = T(\zeta)$ maps F_0 onto the slit strip domain $D_\tau \cup \overline{D_\tau}$ in the τ -plane. Note, in particular, that both $W(\zeta)$ and $T(\zeta)$ must have logarithmic singularities at $\zeta = \pm 1$. These singularities act as a sink and a source, respectively, for the flows generated by these complex potentials—a fact that will be exploited in §IV to compute explicit formulae for $W(\zeta)$ and $T(\zeta)$ via the method of images. Once these functions are known, the desired mapping function $z(\zeta)$ that describes the bubble shapes is then given by

$$z(\zeta) = \frac{1}{U} [W(\zeta) - T(\zeta)], \quad (16)$$

as follows from (4).

III. SCHOTTKY GROUPS AND THE SCHOTTKY-KLEIN PRIME FUNCTION

For any circular region F_0 as defined in (13), one can define a so-called Schottky group generated by the Möbius transformations that ‘pair’ the circles C_{-j} and C_j . Associated with this Schottky group and its subgroups there can be defined special transcendental functions, called primary and secondary Schottky-Klein prime functions. These functions naturally appear in the context of Hele-Shaw flows with multiples bubbles, as will be seen in §§IV–VI, and so it was thought desirable to present here a brief introduction to the S-K prime functions.

A. The primary S-K prime function

Consider the circular domain F_0 defined in (13). For $k = -M, \dots, M$, denote by $\varphi_k(\zeta)$ the reflection map in the circle C_k which is defined by

$$\varphi_k(\zeta) = \delta_k + \frac{q_k^2}{\zeta - \overline{\delta_k}}. \quad (17)$$

Now, introduce the following Möbius maps

$$\theta_k(\zeta) \equiv \varphi_k(1/\bar{\zeta}) = \delta_k + \frac{q_k^2 \zeta}{1 - \bar{\delta}_k \zeta}. \quad (18)$$

Note that $\theta_k(\zeta)$ consists of the composition of a reflection in C_0 followed by a reflection in C_k , i.e. $\theta_k = \varphi_k \varphi_0$. Alternatively, reflection in C_k can be expressed in terms of θ_k as $\varphi_k = \theta_k \varphi_0$, or more explicitly:

$$\varphi_k(\zeta) = \theta_k(1/\bar{\zeta}). \quad (19)$$

One important property of the maps $\theta_k(\zeta)$ is the following relation:

$$\theta_{-k}(\zeta) = \theta_k^{-1}(\zeta) = \frac{1}{\theta_k(1/\bar{\zeta})}, \quad (20)$$

where $\theta_k^{-1}(\zeta)$ denotes the inverse of $\theta_k(\zeta)$. This relation can be derived using geometrical arguments, or it can be verified directly.

Now it may be verified that $\theta_j(\zeta)$, for $j = 1, \dots, M$, maps the interior of C_{-j} onto the exterior of C_j . Conversely, the map $\theta_{-j}(\zeta)$ maps the exterior of C_j onto the interior of C_{-j} . The set Θ_0 consisting of all compositions of the maps $\theta_k(\zeta)$, $k \in K_M$, defines what is called a classical Schottky group. The region F_0 (which we recall consists of the exterior of the circles \mathcal{C}_M) is called a *fundamental region* of the group Θ_0 and the maps $\{\theta_j | j = 1, \dots, M\}$ are called the *fundamental generators* of the group. For any given Schottky group Θ_0 and fundamental region F_0 , the S-K prime function, $\omega(\zeta, \alpha)$, can be defined for any two points $\zeta, \alpha \in F_0$.

The S-K prime function admits the following infinite product representation [1]:

$$\omega(\zeta, \alpha) = (\zeta - \alpha) \prod_{\theta \in \Theta_0''} \frac{(\zeta - \theta(\alpha))(\alpha - \theta(\zeta))}{(\zeta - \theta(\zeta))(\alpha - \theta(\alpha))}. \quad (21)$$

where $\Theta_0'' \subset \Theta_0$ is the set such that for all $\theta \in \Theta_0$, excluding the identity, either θ or θ^{-1} (but not both) is contained in Θ_0'' . For example, if $\theta_1 \theta_{-2}$ is included in Θ_0'' , then $\theta_2 \theta_{-1}$ must be excluded.

For later use, it is convenient to quote here the following relation:

$$\frac{\omega(\zeta, \alpha)}{\omega(\zeta, \gamma)} = C(\alpha, \gamma) \prod_{\theta \in \Theta_0} \frac{\zeta - \theta(\alpha)}{\zeta - \theta(\gamma)}, \quad (22)$$

where the prefactor $C(\alpha, \gamma)$ depends on the values of α and γ (but not on the point ζ). Note in particular that the product in (22) is over the entire group Θ_0 . For a derivation of this

formula, see, e.g. DeLillo & Kropf [17]; it is also implied by an alternative representation of $\omega(\zeta, \alpha)$ given by Marshall [32].

The S-K prime function is intimately connected with the theory of compact Riemann surfaces [20], but for the present purposes it suffices to think of it as a special computable function. In this context, a few remarks on the numerical computation of the S-K prime functions are in order. The infinite products (21) and (22) are known to converge if the circular boundaries of D_ζ are either centred on the real axis or are sufficiently well separated [1, 17]. But even when this product formula converges it may be inefficient for numerical computation. An alternative numerical scheme that relies on a representation of the prime function in terms of much more rapidly convergent Fourier-Laurent sums has been developed by Crowdy & Marshall [13]. This scheme (when applicable) will be used in our numerical computations; see below.

B. Secondary S-K prime functions

Given a Schottky group Θ_0 as defined above, a family of Schottky subgroups $\Theta_N \subset \Theta_0$, for $N = 1, \dots, M$, can be defined, and prime functions can naturally be associated to them. These so-called secondary prime functions were introduced by Vasconcelos, Marshall & Crowdy [59], as building blocks for constructing conformal mappings for mixed slit domains, and are briefly reviewed here.

For a given N , with $1 \leq N \leq M$, define Θ_N to be the set of all elements $\theta \in \Theta_0$ such that θ contains only combinations of an *even* number of the maps θ_k , $k = -N, \dots, N$, $k \neq 0$, but may contain any number (even or odd) of the other maps θ_k , i.e. for $N + 1 \leq |k| \leq M$. For example, for the case $M = 3$ and $N = 2$, one can show that the group Θ_N is generated by the following maps: $\{\theta_3, \theta_1^2, \theta_1\theta_2, \theta_1\theta_{-2}, \theta_1\theta_3\theta_{-1}\}$; it can indeed be verified that these maps and their inverses generate only (and all) combinations of an even number of the maps $\theta_{\pm 1}$ and $\theta_{\pm 2}$, but any number of the maps $\theta_{\pm 3}$ can appear.

It may be verified that the set Θ_N defined above is itself a Schottky group, which is obviously a subgroup of the original group Θ_0 . Associated with the group Θ_N one can define a corresponding prime function. To avoid confusion with the primary S-K prime function $\omega(\zeta, \alpha)$ introduced in §IV A (and associated with the original group Θ_0), this *secondary* S-K prime function associated with Θ_N is denoted by $\Omega_N(\zeta, \alpha)$. This function admits a product

representation as in (21), with the only difference that the product is over the set Θ_N'' whose definition mirrors that of the set Θ_0'' .

Now fix an integer l such that $1 \leq l \leq N$. From the definition of Θ_N , one can verify that any element θ of the original group Θ_0 is either an element of Θ_N or a composite map of the form $\psi \circ \theta_l$, for some $\psi \in \Theta_N$. For example, for the case $M = 3$, $N = 2$ and $l = 1$, we have that $\theta_2 \notin \Theta_N$, but $\theta_2 = \theta_2(\theta_{-1}\theta_1) = (\theta_2\theta_{-1})\theta_1 = \psi\theta_1$, where $\psi = \theta_2\theta_{-1} \in \Theta_N$. Using this decomposition property of the group Θ_0 , together with identity (22), one can establish the following relation between the primary and secondary prime functions:

$$\frac{\omega(\zeta, \alpha)}{\omega(\zeta, \gamma)} = \tilde{C}(\alpha, \gamma) \frac{\Omega_N(\zeta, \alpha)\Omega_N(\zeta, \theta_l(\alpha))}{\Omega_N(\zeta, \gamma)\Omega_N(\zeta, \theta_l(\gamma))}, \quad (23)$$

where the prefactor $\tilde{C}(\alpha, \gamma)$ depends only on α and γ . (This relation holds irrespective of the choice of l , for $1 \leq l \leq N$.)

Note, in particular, that for $N = M$ the subgroup Θ_M consists of all *even* combinations of the maps θ_k , $k \in K_M$; here the generators of the group are the Möbius maps $\{\theta_1\theta_k | k \in K_M\}$ (excluding the identity) which map the interior of the circles C_{-k} onto the exterior of their images in C_1 . This subgroup and its associated S-K prime function, $\Omega_M(\zeta, \alpha)$, play a crucial role in constructing solutions for a finite assembly of bubbles in a Hele-Shaw channel, as discussed in §IV. The function $\Omega_{M-1}(\zeta, \alpha)$, on the other hand, appears in the problem of periodic arrays of bubbles to be discussed in §VI.

IV. SOLUTIONS FOR A FINITE ASSEMBLY OF BUBBLES

In this section the formalism of the S-K prime functions is used to construct explicit formulae for the complex potentials $W(\zeta)$ and $T(\zeta)$ introduced in §II B. A crucial step in this task is the computation of the infinite sets of images (associated with the sink and source at $\zeta = \pm 1$) that are necessary to enforce the appropriate boundary conditions on the circles \mathcal{C}_M bounding the flow region F_0 in the ζ -plane. The location of these images can be expressed in terms of the action of one of the groups Θ_N on the positions of the original source and sink. The specific group required (i.e. the value of N) depends on whether the flow is described in the laboratory frame or in the co-moving frame. We begin by considering the complex potential $T(\zeta)$ in the co-moving frame.

A. The function $T(\zeta)$

Recall that in the co-moving frame each bubble is a streamline of the complex potential $\tau(z)$, thus implying that the circles \mathcal{C}_M are streamlines of the flow generated by $T(\zeta)$ in the ζ -plane. These boundary conditions can be satisfied with a judicious choice of images, as discussed below.

Consider first the source at $\zeta = -1$. Reflection of this source in each of the $2M$ circles in \mathcal{C}_M yields a set of $2M$ image sources at the positions $\varphi_k = \theta_k(-1)$, $k \in K_M$; see (19). Here we used the fact that the image of a point source with respect to a streamline circle is a source of the same strength and located at the corresponding reflection point.

Now, for any given image source, $\theta_k(-1)$, for some $k \in K_M$, its subsequent reflection in a circle $C_{k'}$, $k' \neq k$, yields another source at the point $\varphi_{k'}(\theta_k(-1)) = \theta_{k'}(1/\overline{\theta_k(-1)}) = \theta_{k'}(\theta_{-k}(-1))$, where we used (19) and (20). Generalising this argument, one can show that reflection in the circles \mathcal{C}_M of the first set of images $\{\theta_k(-1) \mid k \in K_M\}$ generates second-level image sources at the points $\{\theta_{k_1} \circ \theta_{k_2}(-1) \mid k_1, k_2 \in K_M, k_1 + k_2 \neq 0\}$. More generally, it may be verified that after m reflections of the original source in \mathcal{C}_M , one obtains a set of sources whose locations are given by $\{\theta_{k_1} \circ \dots \circ \theta_{k_m}(-1) \mid k_j \in K_M, k_j + k_{j+1} \neq 0, j = 1, \dots, m\}$. Continuing this procedure *ad infinitum*, one obtains an infinite set of image sources located at the following points: $\{\theta(-1) \mid \theta \in \Theta_0\}$. A similar procedure for the sink at $\zeta = 1$ yields a system of image sinks at the points $\{\theta(1) \mid \theta \in \Theta_0\}$.

The velocity potential $T(\zeta)$ produced by the set of sources and sinks computed above is given by

$$T(\zeta) = (1 - U) \log \left(\prod_{\theta \in \Theta_0} \frac{\zeta - \theta(-1)}{\zeta - \theta(1)} \right), \quad (24)$$

where the prefactor was determined from the requirement that the logarithmic singularities of $T(\zeta)$ at $\zeta = \pm 1$ have the appropriate strength. In other words, when going around either one of these singularities (from one side of the cut to the other) the jump in $T(\zeta)$ must equal $i2\pi(U - 1)$, which corresponds to the width of the extended strip domain in the τ -plane.

Using (22), one can rewrite (24) in terms of the S-K prime functions:

$$T(\zeta) = (1 - U) \log \left(\frac{\omega(\zeta, -1)}{\omega(\zeta, 1)} \right) + b, \quad (25)$$

where b is an immaterial constant. Alternative derivations of this formula directly from the properties of the S-K prime function were given by Crowdy [9] and Green & Vasconcelos

[22]. The derivation presented above is arguably more intuitive in that it is based on the well-known method of images.

For later use, it is convenient to make use of (23) and rewrite (25) in terms of the secondary prime functions $\Omega_M(\zeta, \alpha)$:

$$T(\zeta) = (1 - U) \log \left(\frac{\Omega_M(\zeta, -1)\Omega_M(\zeta, \theta_l(-1))}{\Omega_M(\zeta, 1)\Omega_M(\zeta, \theta_l(1))} \right), \quad (26)$$

where $1 \leq l \leq M$ and an overall additive constant was omitted since its value is not relevant for the flow.

B. The function $W(\zeta)$

Here we start by recalling that the bubbles' boundaries are equipotentials of the complex potential $w(z)$ in the laboratory frame, and so the circles \mathcal{C}_M must be equipotentials of the flow described by $W(\zeta)$. Using a similar approach as in §IV A, one can readily compute the system of images required to satisfy these boundary conditions. The only difference to bear in mind is that the image of a *source* with respect to an equipotential circle is a *sink*, and vice-versa.

Consider the source at $\zeta = -1$. Its first set of images with respect to reflections in the circles \mathcal{C}_M correspond to $2M$ sinks at the positions $\{\theta_k(-1) \mid k \in K_M\}$. A second round of reflections of these sinks in \mathcal{C}_M then yields sources at the points $\{\theta_{k_1} \circ \theta_{k_2}(-1) \mid k_1, k_2 \in K_M, k_1 + k_2 \neq 0\}$. Upon further reflections of these sinks in \mathcal{C}_M one gets a third-level set of sources, and so on, where at each successive level of reflection sources generate sinks and vice-versa. In other words, after a sequence of an even number of reflections of the original source one gets back a source, whereas an odd number of such reflections produces a sink. The system of images associated with the primary source at $\zeta = -1$ thus consists of the following two infinite sets:

- i) sources at the points $\{\theta(-1) \mid \theta \in \Theta_M\}$;
- ii) sinks at the points $\{\theta \circ \theta_l(-1) \mid \theta \in \Theta_M\}$;

where we recall that Θ_M is the set of all *even* combinations of the maps θ_k , $k \in K_M$, and $1 \leq l \leq M$ is an arbitrary integer.

Similarly, associated with the sink at $\zeta = 1$ one finds the following system of images:

- iii) sinks at the points $\{\theta(1) \mid \theta \in \Theta_M\}$;
- iv) sources at the points $\{\theta \circ \theta_l(1) \mid \theta \in \Theta_M\}$.

Note that in writing down the locations of the images in sets ii) and iv) above, use was made of the fact that any combination of an *odd* number of the maps θ_k , $k \in K_M$, can be written as $\psi \circ \theta_l$ for some $\psi \in \Theta_M$, as discussed in §III B.

Given the sets of sources and sinks in i)–iv) above, it then follows that the resulting complex potential $W(\zeta)$ is

$$W(\zeta) = \log \left(\prod_{\theta \in \Theta_M} \frac{(\zeta - \theta(-1))(\zeta - \theta(\theta_l(1)))}{(\zeta - \theta(1))(\zeta - \theta(\theta_l(-1)))} \right). \quad (27)$$

where the prefactor (unity) was chosen so that the width of the extended channel in the w -plane is equal to 2π . Now using (22), one can rewrite (27) in terms of the secondary S-K prime functions $\Omega_M(\zeta, \alpha)$:

$$W(\zeta) = \log \left(\frac{\Omega_M(\zeta, -1)\Omega_M(\zeta, \theta_l(1))}{\Omega_M(\zeta, 1)\Omega_M(\zeta, \theta_l(-1))} \right), \quad (28)$$

where again an irrelevant additive constant was omitted. Once the complex potentials $W(\zeta)$ and $T(\zeta)$ have been obtained, the mapping function $z(\zeta)$ immediately follows from (16), as discussed next.

C. The conformal mapping $z(\zeta)$

After substituting (26) and (28) into (16) and performing some simplification, one finds

$$z(\zeta) = \log \left(\frac{\Omega_M(\zeta, -1)}{\Omega_M(\zeta, 1)} \right) + \left(1 - \frac{2}{U} \right) \log \left(\frac{\Omega_M(\zeta, \theta_l(-1))}{\Omega_M(\zeta, \theta_l(1))} \right). \quad (29)$$

Recall that $1 \leq l \leq M$ is an integer that can be chosen arbitrarily; in specific computations it is convenient to set $l = 1$.

The coordinates (x_j, y_j) of each bubble interface ∂D_j , $j = 1, \dots, M$, are thus given in parametric form by

$$x_j(s) + iy_j(s) = z(\delta_j + q_j \exp(is)), \quad 0 \leq s < 2\pi, \quad (30)$$

with $z(\zeta)$ as in (29). Note that all the geometrical information about the bubble configuration described by the solution above is encapsulated in the prescription of the preimage

domain D_ζ . This domain is characterised by its $3M$ conformal moduli $\{\delta_j, q_j \mid j = 1, \dots, M\}$, which correspond physically to the area and centroids of each of the M bubbles. Thus, once the conformal moduli of D_ζ are prescribed, a solution for a specific assembly of bubbles is obtained.

Let us recall here that solutions with $U = 2$ are special in the sense that all other bubble assemblies with different values of U can be obtained from the $U = 2$ solutions by a simple rescaling of coordinates (possibly followed by a rigid translation). This fact was first noticed by Millar [38] in the context of the Taylor-Saffman solution for a single bubble and later shown to be also valid for multiple symmetrical bubbles [58]. In fact, this property holds in general, i.e. for an assembly of steady bubbles with no assumed symmetry, as can be shown by the following argument which parallels that presented by Vasconcelos [58], albeit with a different notation.

First note that the complex potential $W(\zeta)$ given in (28) does not depend explicitly on the velocity U , whereas the complex potential $T(\zeta)$ in the moving frame depends on U only via a prefactor; see (26). For a given domain D_ζ , one can then write

$$W_U(\zeta) = W_2(\zeta),$$

$$T_U(\zeta) = (U - 1)T_2(\zeta),$$

where the subscripts denote the dependence on the velocity U . Inserting these equations into (16), one can show after some manipulation that the coordinates $(x_j^{(U)}, y_j^{(U)})$ for the j -th bubble in an assembly with speed U can be obtained from the coordinates $(x_j^{(2)}, y_j^{(2)})$ of the corresponding bubble in the assembly with $U = 2$ by the following relations:

$$x_j^{(U)}(s) = (1 + \rho)x_j^{(2)}(s) - \rho c_j, \tag{31}$$

$$y_j^{(U)}(s) = (1 - \rho)y_j^{(2)}(s) - \rho d_j, \tag{32}$$

where $\rho = 1 - (2/U)$. Here $c_j = \text{Re}[W_2(\zeta)]$ and $d_j = \text{Im}[T_2(\zeta)]$ for $\zeta \in C_j$; see (7) and (9). One then sees that a bubble with $U > 2$ (i.e. $0 < \rho < 1$) is obtained from the corresponding shape with $U = 2$ by a stretching along the x direction and a contraction along the y direction (followed by a rigid translation); whereas for $1 < U < 2$ (i.e. $-1 < \rho < 0$) the opposite occurs: contraction along the x -axis and stretching along the y -axis. For this reason we shall restrict ourselves to the case $U = 2$ when computing specific examples of bubble configurations, as discussed next.

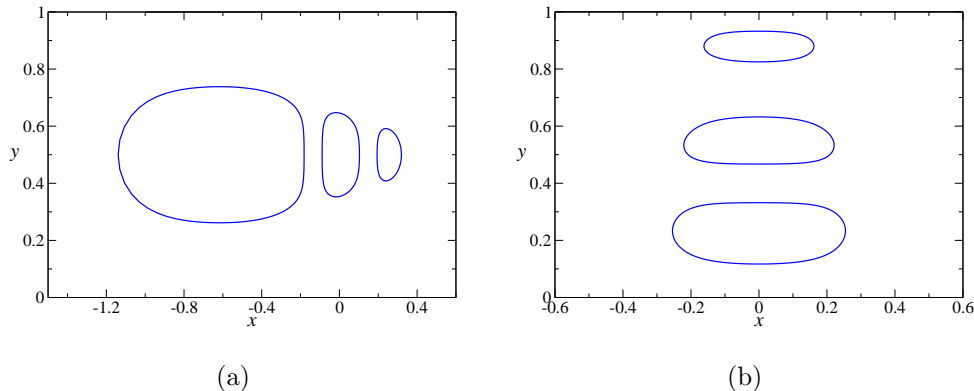


FIG. 3: Examples of assemblies of three symmetrical bubbles ($M = 3$). In (a) the bubbles are symmetric about the centreline, whereas in (b) the bubbles have fore-and-aft symmetry. The conformal moduli of D_ζ are as follows: $\delta_1 = 0.4$, $\delta_2 = 0.0$, $\delta_3 = -0.6$, $q_1 = 0.1$, $q_2 = 0.1$, $q_3 = 0.3$ in (a); and $\delta_1 = i0.7$, $\delta_2 = i0.1$, $\delta_3 = -i0.5$, $q_1 = q_2 = 0.3$, $q_3 = 0.3$ in (b).

D. Examples

As already mentioned in the Introduction, solutions for multiple steady bubbles in a Hele-Shaw channel were recently found by Green & Vasconcelos [22] in terms of an indefinite integral whose integrand consists of a product of primary S-K prime functions and which contains several accessory parameters that need to be determined numerically. The solution (29), in contradistinction, is expressed as an explicit analytical formula in terms of the secondary prime functions $\Omega_M(\zeta, \alpha)$, with no accessory parameters. Given a domain D_ζ , the corresponding bubble shapes can be readily obtained upon computation of the relevant prime functions.

In this context, it is important to point out that the numerical scheme developed by Crowdy & Marshall [13] for the computation of the primary S-K function—which avoids the infinite product and relies on a more rapidly convergent Laurent series, as discussed in §III B—can be easily adapted for the evaluation of the secondary prime functions $\Omega_M(\zeta, \alpha)$; see Vasconcelos, Marshall & Crowdy [59] for details. The numerical computation of $\Omega_M(\zeta, \alpha)$ can thus be performed in an efficient manner for domains of arbitrary connectivity. Using this method, we have reproduced at considerably less computational cost the specific solutions reported by Green & Vasconcelos [22]. Other examples of multi-bubble configurations are discussed below, where it is assumed that $U = 2$.

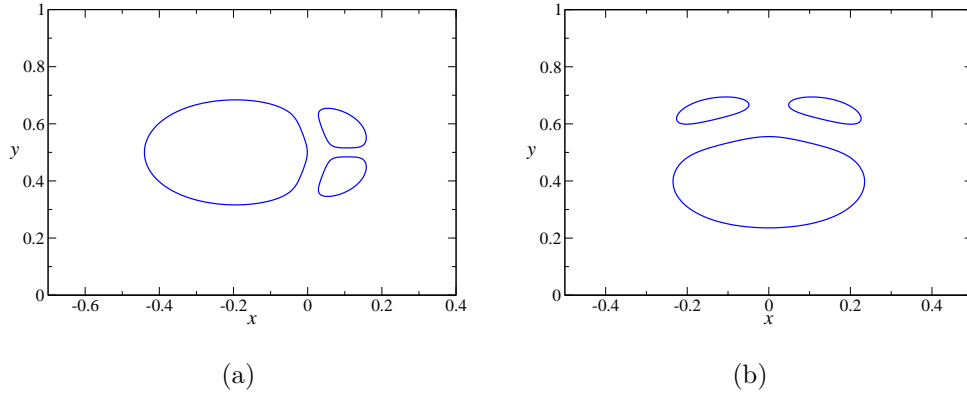


FIG. 4: Examples of assemblies of three bubbles in which the configuration as a whole has either centreline symmetry (a) or fore-and-aft symmetry (b), but where only one of the bubbles (the largest one in each case) has the overall symmetry of the solution. The conformal moduli of D_ζ were chosen as follows: $\delta_1 = -0.2$, $\delta_2 = 0.25 + i0.12$, $\delta_3 = 0.25 - i0.12$, $q_1 = 0.3$, $q_2 = q_3 = 0.1$ in (a); and $\delta_1 = -i0.2$, $\delta_2 = 0.2 + i0.25$, $\delta_3 = -0.2 + i0.25$, $q_1 = 0.3$, $q_2 = q_3 = 0.1$ in (b).

In the particular case that the bubbles either are symmetrical about the centreline or have fore-and-aft symmetry, solutions can be obtained by reducing the flow region to a simply connected domain and then applying the standard Schwarz-Christoffel formula [58]. These symmetrical solutions can be recovered from our formula by simply prescribing a domain D_ζ with the appropriate symmetry. More precisely, centreline symmetry is enforced by choosing the centres of all circles C_j on the real axis, whereas bubbles with fore-and-aft symmetry are obtained by placing the centres of C_j on the imaginary axis. Two examples of assemblies of symmetrical bubbles are shown in figure 3. (In this and in the following figures, we have departed from our original convention and chosen to normalize the channel width to unity for convenience of presentation.)

More generally, if D_ζ is reflectionally symmetric about the real (imaginary) axis, then the resulting bubble configuration has centreline (fore-and-aft) symmetry—but not all bubbles will necessarily have the symmetry of the overall solution (this happens only in the two cases just mentioned). For instance, in figure 4 we show examples of three-bubble assemblies in which the configuration as a whole has either centreline or fore-and-aft symmetry, but where only one of the bubbles (the largest one in each case) possesses the overall symmetry of the solution, whilst the other two bubbles are totally asymmetric.

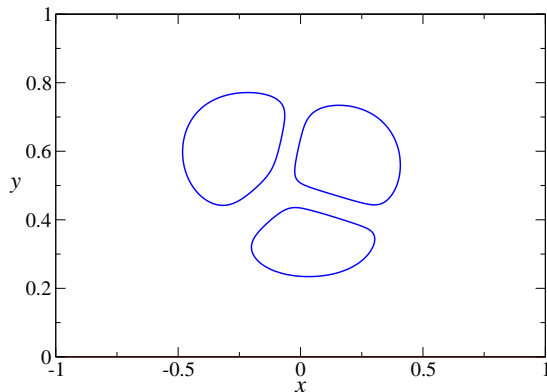


FIG. 5: An example of an assembly of three bubbles in a general asymmetric configuration. Here the conformal moduli of D_ζ are $\delta_1 = 0.2 + i0.2$, $\delta_2 = -0.4 + i0.2$, $\delta_3 = -i0.3$, $q_1 = q_2 = q_3 = 0.25$.

A domain D_ζ that entails no symmetry yields, of course, a completely asymmetric bubble configuration. An example of this case is given in figure 5 for an assembly of three asymmetric bubbles. Solutions for a higher number M of bubbles can be handled in a similar manner.

V. SOLUTIONS FOR MULTIPLE FINGERS AND BUBBLES

In the instance that some of the bubbles within a multi-bubble solution become infinitely elongated, whilst the other bubbles remain of finite area, one obtains a situation where multiple fingers penetrate into the channel with an assembly of bubbles moving ahead of the fingers. To be specific, consider a situation with p fingers and M bubbles. Let us number the fingers from the bottom up and denote by $\pi\lambda_j$ the width of the j -th finger. Similarly, let us denote by $\pi\Delta_j$, for $j = 1, \dots, p+1$, the widths of the fluid gaps separating adjacent fingers or between a finger and a channel wall, with the gaps also numbered from the bottom up. A schematic of the flow domain D_z in the z -plane is shown in figure 6 for the case $p = 2$ and $M = 1$.

As before, it is convenient to work in an extended channel, $D_z \cup \overline{D_z}$, containing $2p$ fingers and $2M$ bubbles, where each additional interface is the reflection in the real axis of an interface in the original channel. The solution to this multifinger problem can be obtained from the multi-bubble solution given in §IV by starting with an assembly of $2(M+p)$ bubbles

in the extended channel and then taking the limit in which $2p$ bubbles become infinitely elongated so as to yield the desired fingers. This limit can be easily obtained in the ζ -plane, as follows. The p pairs of circles C_j and C_{-j} , for $j = M + 1, \dots, M + p$, corresponding to the $2p$ bubbles that will become fingers should coalesce into a single circle that *orthogonally* intersects the unit circle C_0 and that encloses the point $\zeta = -1$, which was the preimage of $x = -\infty$ in the multi-bubble solution. The other circles C_k , $k \in M$, remain as they are (and so they will map to $2M$ bubbles of finite area). The resulting flow domain, denoted by \tilde{F}_0 , is shown in figure 7 for the case $M = 1$ and $p = 2$.

Before proceeding further, let us establish some notation. Label by C_{M+1} the circle orthogonal to C_0 , and let δ_{M+1} and q_{M+1} denote its centre and radius, respectively. From the orthogonality condition one has

$$|\delta_{M+1}|^2 = 1 + q_{M+1}^2. \quad (33)$$

The Möbius map $\theta_{M+1}(\zeta)$ associated with reflection in C_{M+1} , see (18), is given by

$$\theta_{M+1}(\zeta) = \frac{\delta_{M+1} - \zeta}{1 - \bar{\delta}_{M+1}\zeta}. \quad (34)$$

It can be verified that this map is of order two: $\theta_{M+1}^2 = 1$. (Here 1 denotes the identity map.) One may also verify that C_{M+1} is invariant under θ_{M+1} in the following sense:

$$C_{M+1}^{(\text{in})} = \theta_{M+1} \left(C_{M+1}^{(\text{out})} \right), \quad (35)$$

where $C_{M+1}^{(\text{in})}$ and $C_{M+1}^{(\text{out})}$ denote the segments of C_{M+1} that are inside and outside C_0 , respectively. In fact, one can show that θ_{M+1} maps the interior of C_{M+1} onto its exterior. In analogy with the group Θ_M introduced in §III B, we define the Schottky group $\tilde{\Theta}_M$ as the set consisting of all even combinations of the maps $\{\theta_j | j = 1, \dots, M + 1\}$. (The generators of this group are the maps $\{\theta_{M+1}\theta_k | k \in K_M\}$, which send the interior of C_{-k} onto the exterior of their images in C_{M+1} .)

As discussed above, the orthogonal circle C_{M+1} is to be mapped to the $2p$ fingers, whereas the circles C_k , $k \in K_M$, map to the $2M$ bubbles. This implies, in particular, that the function $z(\zeta)$ must have $2p$ logarithmic branch points on C_{M+1} , corresponding to the left end points of the fingers (i.e. $x = -\infty$). Let us denote by ζ_j the singularities that lie on $C_{M+1}^{(\text{in})}$ and by ζ_j^* those lying on $C_{M+1}^{(\text{out})}$, where

$$\zeta_j^* \equiv \theta_{M+1}(\zeta_j), \quad j = 1, \dots, p + 1. \quad (36)$$

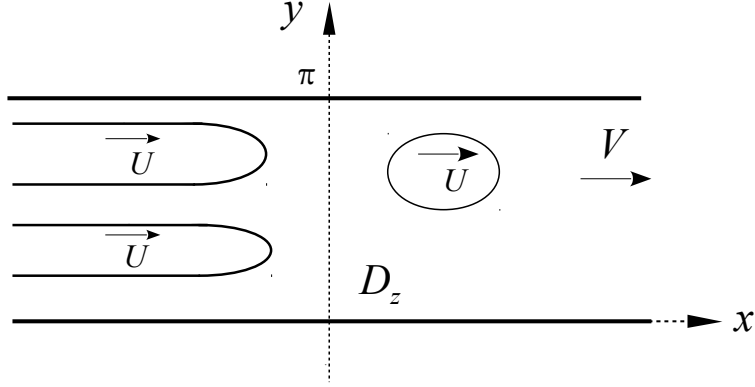


FIG. 6: The flow domain D_z for multiple fingers and bubbles in a Hele-Shaw channel.

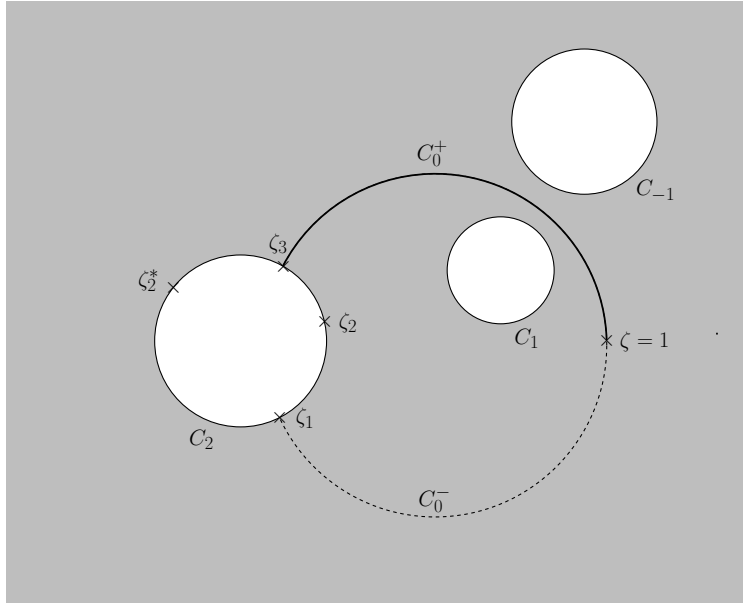


FIG. 7: The flow region \tilde{F}_0 in the auxiliary complex ζ -plane for the case of multiple fingers and bubbles. Here is represented the case of $p = 2$ fingers and $M = 1$ bubbles in the original channel.

Note, in particular, that ζ_1 and ζ_{p+1} are the points of intersection between C_0 and C_{M+1} , and so $\zeta_1^* = \zeta_1$ and $\zeta_{p+1}^* = \zeta_{p+1}$, as these are the two fixed points of the map $\theta_{M+1}(\zeta)$. Recall also that by construction the circle C_{M+1} encloses the point $\zeta = -1$, which was originally mapped to $x = -\infty$. This condition can be fulfilled without loss of generality by setting $q_{M+1} = 1$ and $\delta_{M+1} = -\sqrt{2}$; this choice will be implied in the remainder of this section.

From the preceding discussion, it then follows that solutions with multiple fingers and bubbles can be obtained from the multi-bubble solutions (29) by replacing the original logarithmic singularity at $\zeta = -1$ with $2p$ logarithmic singularities at the points $\zeta_j, \zeta_j^* \in$

C_{M+1} , for $j = 1, \dots, p + 1$. In other words, the solution (for $U = 2$) given in (29) becomes

$$z(\zeta) = \log \left(\frac{\prod_{j=1}^{p+1} [\tilde{\Omega}_M(\zeta, \zeta_j) \tilde{\Omega}_M(\zeta, \zeta_j^*)]^{\alpha_j/2}}{\tilde{\Omega}_M(\zeta, 1)} \right), \quad (37)$$

where $\tilde{\Omega}_M(\zeta, \alpha)$ is the S-K prime function defined over the group $\tilde{\Theta}_M$ and the parameters $0 \leq \alpha_j \leq 1$ must satisfy the condition

$$\sum_{j=1}^{p+1} \alpha_j = 1, \quad (38)$$

to ensure single-valuedness of $z(\zeta)$ in \tilde{F}_0 . Note in particular that the widths of the fluid gaps (relative to the channel width) are given by $\Delta_j = \alpha_j/2$, for $j = 1, \dots, p + 1$, whereas the parameters ζ_j , $j = 2, \dots, p$, control the relative widths of the individual fingers. From (38) it follows that $\sum_{j=1}^{p+1} \Delta_j = \frac{1}{2}$, which implies that the combined relative width of the fingers is $\sum_{j=1}^p \lambda_j = \frac{1}{2}$, as required by fluid mass conservation (recall that we have set $U = 2$).

Once the parameters $\{\alpha_j | j = 1, \dots, p\}$ and $\{\zeta_j | j = 2, \dots, p\}$ are specified and the conformal moduli $\{\delta_j, q_j | j = 1, \dots, M\}$ of the domain \tilde{D}_ζ are prescribed, a specific solution for p fingers moving together with an assembly of M bubbles in a Hele-Shaw channel is obtained. The shapes of the different interfaces correspond to the images under the mapping (37) of the circles C_j , $j = 1, \dots, M + 1$. For example, the coordinates of the j -th finger are given by

$$x_j^{(f)}(s) + y_j^{(f)}(s) = z \left(-\sqrt{2} + e^{is} \right), \quad j = 1, \dots, p, \quad (39)$$

where $\arg(\zeta_j + \sqrt{2}) < s < \arg(\zeta_{j+1} + \sqrt{2})$. A similar expression to that in (30) is obtained for the bubble coordinates.

A related solution for one symmetrical finger with an assembly of symmetrical bubbles in front of it was obtained before [56] using Schwarz-Christoffel methods. The present solutions are much more general in that they describe any number of fingers and bubbles with no symmetry assumption and, furthermore, have the advantage of being given by an explicit mapping function from which the shapes of the interfaces can be easily computed. An example with one asymmetric finger and one asymmetric bubble ($p = M = 1$) is shown in figure 8, while figure 9 shows a configuration with two fingers and one bubble ($p = 2$, $M = 1$).

Before leaving this section, it is perhaps worth mentioning that in the case when no bubble is present ($M = 0$), the S-K prime function becomes a monomial, i.e. $\tilde{\Omega}(\zeta, \alpha) = \zeta - \alpha$,

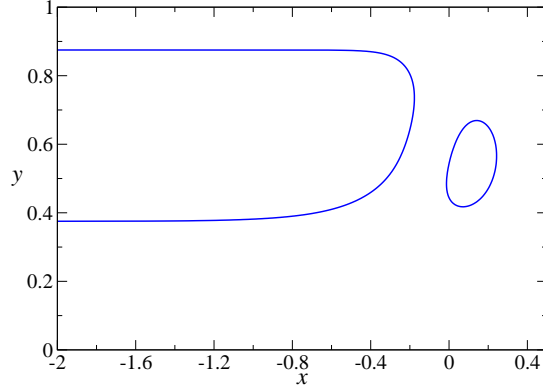


FIG. 8: An asymmetric finger with a small asymmetric bubble in front of it. Here $p = M = 1$ and the parameters are $\delta_1 = 0.2$, $q_1 = 0.2$, and $\alpha_1 = 0.75$.

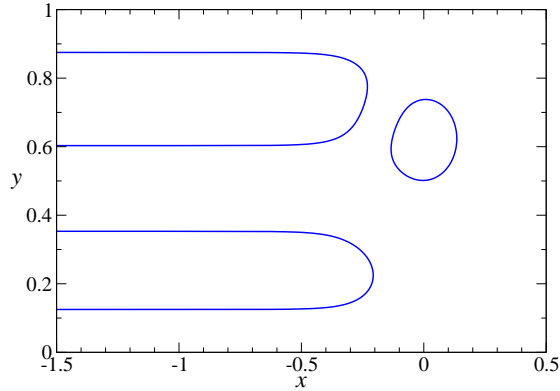


FIG. 9: A configuration with two fingers and one bubble ($p = 2$ and $M = 1$) corresponding to the parameters $\delta_1 = i0.2$, $q_1 = 0.2$, $\alpha_1 = 0.25$ and $\alpha_2 = 0.5$.

yielding a solution (for p fingers only) of the form

$$z(\zeta) = \log \left(\frac{\prod_{j=1}^{p+1} [(\zeta - \zeta_j)(\zeta - \zeta_j^*)]^{\alpha_j/2}}{\zeta - 1} \right). \quad (40)$$

This solution describes (in a different representation)] the multifinger solutions obtained by Vasconcelos [55]. Of particular interest is the case of a single finger ($p = 1$) for which the

expression above reduces to

$$z(\zeta) = -\log(\zeta - 1) + \frac{\alpha}{2} \log(\zeta - \zeta_1) + \left(1 - \frac{\alpha}{2}\right) \log(\zeta - \zeta_2), \quad (41)$$

where $0 < \alpha < 1$ and $\zeta_2 = \overline{\zeta_1} = (-1+i)/\sqrt{2}$. This recovers (in a different representation) the asymmetric finger obtained by Taylor & Saffman [53] as a generalisation of their previous solution [47] for a symmetrical finger ($\alpha = 1$).

VI. PERIODIC ARRAY OF BUBBLES

In this section we consider the case of a periodic array of bubbles steadily moving in a Hele-Shaw channel. The problem is formulated in a general setup where it is supposed that there is an arbitrary number of bubbles per period cell and no assumption is made as to the geometrical arrangement of the bubbles within a period cell; see figure 10 for a schematic. This contrasts with all previous periodic solutions [5, 48, 49, 54] where symmetry requirements are imposed *a priori*. As in the case of a finite assembly of bubbles discussed in §IV, exact solutions for the present problem are obtained in the terms of a conformal mapping from a circular domain to the flow region exterior to the bubbles (within a period cell). Here, however, a fully fledged function theoretic approach is used, whereby the desired mapping functions are obtained by directly exploiting the properties of the secondary prime functions.

A. Problem formulation

Consider a periodic assembly of bubbles moving with speed U in a Hele-Shaw channel. Here there are no factors of π to worry about and so we set the width of channel to unity. The average fluid velocity, V , across the channel in the x -direction is also normalised to unity, i.e. $V = 1$. The streamwise period is denoted by L , and it is assumed that there are $M - 1$ bubbles per period cell. Because of the flow periodicity, the problem can be restricted to the fluid region, D_z , within one period cell. A schematic of D_z is shown in figure 11(a) for the case $M = 3$.

Now let D_ζ be our usual circular domain with M inner circles; see figure 11(b). We shall seek a conformal mapping $z(\zeta)$ from D_ζ to D_z , such that the unit circle C_0 maps to the

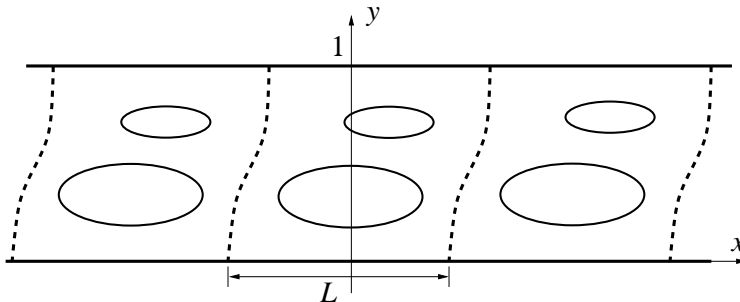


FIG. 10: Periodic array of bubbles in a Hele-Shaw channel.

upper edge of the period cell ($y = 1$), the inner circle C_M maps to the lower edge ($y = 0$), and the other inner circles C_j , $j = 1, \dots, M - 1$, map to the bubble boundaries ∂D_j . In addition, we insert a branch cut from a point on C_M to a point on C_0 such that the two sides of this cut map to the left and right edges of the period cell, respectively; see figure 11(b). The specific ‘path’ of the branch cut is not relevant as it only affects the choice of period cell in the z -plane. (In the examples discussed below, the branch cut is placed on the positive real axis for convenience.)

B. General solutions

As before, let $W(\zeta)$ and $T(\zeta)$ denote the complex potentials in the laboratory and co-moving frames, respectively. Carrying out an analysis analogous to that presented in §II B, one can show that $w = W(\zeta)$ maps D_ζ onto a “rectangular” region, D_w , in the w -plane which is bounded by two horizontal edges located at $\text{Im } w = 0$ and $\text{Im } w = 1$ (the images of C_0 and C_M) and by two ‘curved’ lateral edges (the image of the branch cut from C_0 to C_M), and which contains $M - 1$ slits in its interior (the images of C_j , $j = 1, \dots, M - 1$); see figure 11(c). In the same vein, one may verify that $\tau = T(\zeta)$ maps D_ζ onto a “rectangular” domain, D_τ , in the τ -plane with $M - 1$ horizontal slits; see figure 11(d).

To obtain $W(\zeta)$, let us first introduce the following transformation

$$S = \exp(-i\lambda w), \quad \lambda \in \mathbb{R}_{>0}, \quad (42)$$

which maps D_w onto a domain in a subsidiary S -plane which consists of a concentric annulus with $M - 1$ radial slits; see figure 12(a). The real parameter λ allows us the freedom to vary the modulus of the annulus in the S -plane.

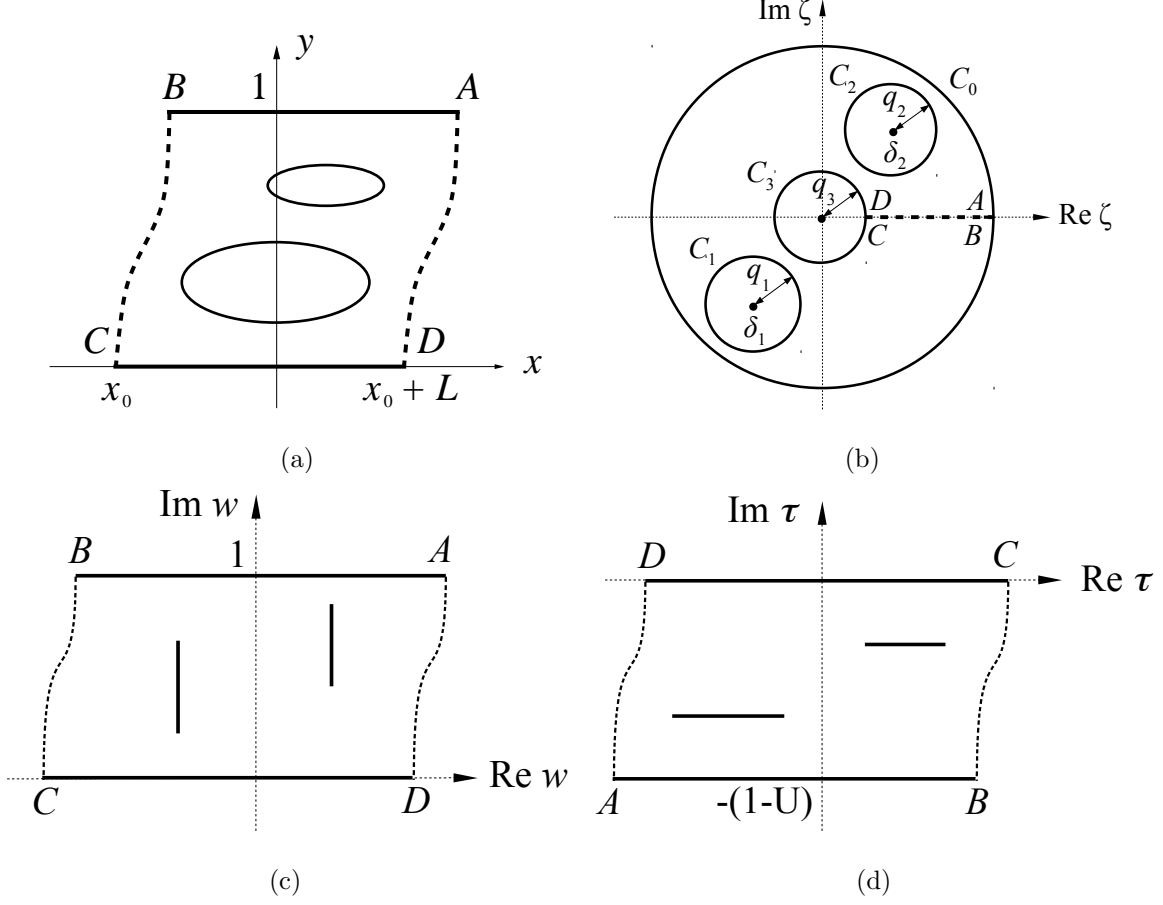


FIG. 11: The flow domain within a period cell in: (a) the z -plane, (b) the ζ -plane, (c) the w -plane, and (d) the τ -plane.

Now, it was shown by [59] that the function

$$S(\zeta) = \frac{\Omega_{M-1}(\zeta, \theta_M(\alpha))\Omega_{M-1}(\zeta, \theta_l(\alpha))}{\Omega_{M-1}(\zeta, \alpha)\Omega_{M-1}(\zeta, \theta_l(\theta_M(\alpha)))}, \quad (43)$$

where $1 \leq l \leq M-1$ and $\alpha \in \varphi_0(D_\zeta)$, maps the circular domain D_ζ conformally onto a concentric annulus with $M-1$ radial slits. Here C_0 is mapped to the outer circumference of the annulus and C_M maps to the inner circumference, whereas C_j , $j = 1, \dots, M-1$, map to the slits.

Using (42) and (43), one finds that the map $w = W(\zeta)$ is of the form

$$W(\zeta) = iK \log \left[\frac{\Omega_{M-1}(\zeta, \theta_M(\alpha))\Omega_{M-1}(\zeta, \theta_l(\alpha))}{\Omega_{M-1}(\zeta, \alpha)\Omega_{M-1}(\zeta, \theta_l(\theta_M(\alpha)))} \right], \quad (44)$$

where K is a real constant. The value of K is determined from the condition that the “rectangular” domain D_w has a height equal to 1, that is,

$$\text{Im}[W(A) - W(D)] = 1, \quad (45)$$

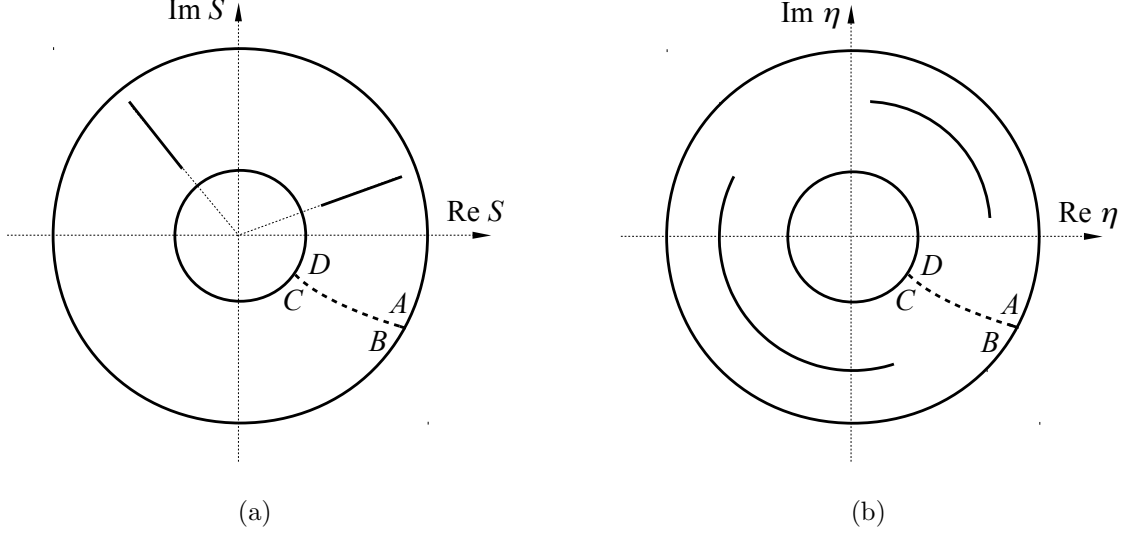


FIG. 12: The flow domain in the subsidiary S -plane (a) and η -plane (b).

where the points A and D correspond to the intersections of the branch cut with the circles C_0 and C_M , respectively; see figures 11(b) and 11(c).

Similarly, to obtain the mapping $\tau = T(\zeta)$ one first applies an exponential transformation

$$\eta = \exp(i\lambda\tau), \quad \lambda \in \mathbb{R}_{>0}, \quad (46)$$

which maps D_τ onto a domain D_η consisting of a concentric annulus with $M - 1$ concentric circular-arc slits; see figure 12(b). Next, we recall that as shown by Crowdy & Marshall [13] the function

$$\eta(\zeta) = \frac{\omega(\zeta, \theta_M(\alpha))}{\omega(\zeta, \alpha)}, \quad (47)$$

where $\alpha \in \varphi_0(D_\zeta)$, maps D_ζ onto the desired annular slit domain D_η . (Here C_0 maps to the outer circumference of the annulus, C_M maps to the inner circumference, and C_j , $j = 1, \dots, M - 1$, map to the circular slits.)

Using (46) and (47), one then finds that

$$T(\zeta) = iK' \log \left[\frac{\omega(\zeta, \theta_M(\alpha))}{\omega(\zeta, \alpha)} \right], \quad (48)$$

where the prefactor K' is determined from the requirement that the height of the domain D_τ is equal to $U - 1$:

$$\text{Im} [T(D) - T(A)] = U - 1. \quad (49)$$

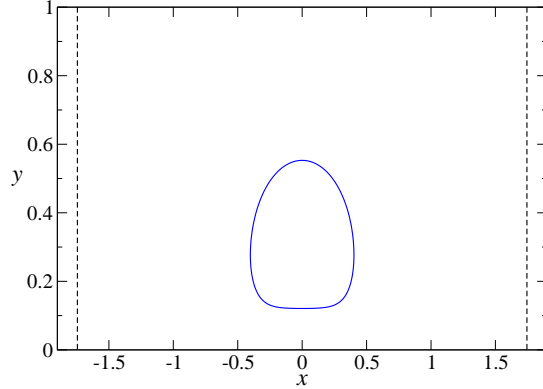


FIG. 13: A periodic stream of bubbles with one bubble per period cell ($M = 2$). The conformal moduli of D_ζ are as follows: $\delta_1 = -0.6$, $\delta_2 = 0.0$, $q_1 = 0.3$, $q_2 = 0.15$; the corresponding period is $L = 3.49$. The lateral edges of the period cell, $y = \pm L/2$ (dashed lines), are equipotentials of the flow.

In view of (23), one can rewrite (48) in terms of the secondary prime functions $\Omega_{M-1}(\zeta, \alpha)$:

$$T(\zeta) = iK' \log \left[\frac{\Omega_{M-1}(\zeta, \theta_M(\alpha)) \Omega_{M-1}(\zeta, \theta_l(\theta_M(\alpha)))}{\Omega_{M-1}(\zeta, \alpha) \Omega_{M-1}(\zeta, \theta_l(\alpha))} \right]. \quad (50)$$

Inserting (44) and (50) into (16), and performing some straightforward rearrangements, then yields the desired mapping $z(\zeta)$:

$$z(\zeta) = \frac{iK_-}{U} \log \left[\frac{\Omega_{M-1}(\zeta, \theta_M(\alpha))}{\Omega_{M-1}(\zeta, \alpha)} \right] + \frac{iK_+}{U} \log \left[\frac{\Omega_{M-1}(\zeta, \theta_l(\alpha))}{\Omega_{M-1}(\zeta, \theta_l(\theta_M(\alpha)))} \right], \quad (51)$$

where

$$K_\pm = K \pm K'. \quad (52)$$

Using the degrees of freedom allowed by the Riemann-Koebe mapping theorem [21], we can place the centre of the circle C_M at the origin, i.e., $\delta_M = 0$. Its radius, q_M , is then a free parameter that essentially controls the period L . The remaining $3M - 3$ parameters, corresponding to the conformal moduli $\{\delta_j, q_j \mid j = 1, \dots, M - 1\}$ of D_ζ , determine the centroid and area of the $M - 1$ bubbles in a period cell. Thus, once the domain D_ζ is prescribed a specific solution for a periodic assembly of bubbles can be readily computed from (51).

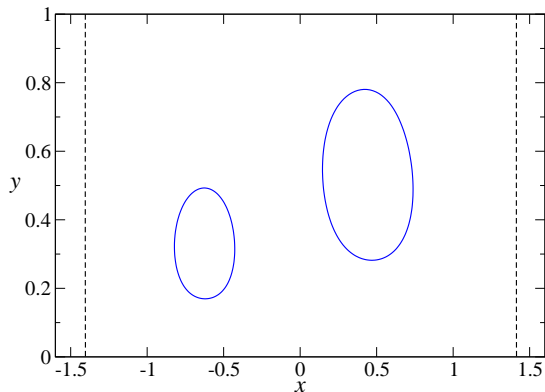


FIG. 14: An example of a staggered two-file stream of bubbles. Here $M = 3$ and the conformal moduli of D_ζ are $\delta_1 = -0.1 + i0.5$, $\delta_2 = -0.2 - i0.3$, $\delta_3 = 0.0$, $q_1 = q_2 = 0.2$, $q_3 = 0.1$. The period is $L = 2.82$ and two period cells are shown.

C. Examples

As seen above, obtaining specific solutions for a periodic array of Hele-Shaw bubbles requires computation of the secondary prime functions $\Omega_N(\zeta, \alpha)$ for $N = M - 1$. This can be done by using the infinite product (21) defined over the appropriate group Θ_{M-1} . (Alternative numerical schemes to compute $\Omega_N(\zeta, \alpha)$ are known only for the cases $N = M$ and $N = 1$; see Vasconcelos, Marshall & Crowdy [59].) For the present purposes, it suffices to truncate the infinite product at the fourth-level maps (i.e. maps involving up to four generators of the group). Including higher order maps makes no discernible difference within the scale of the figures.

An example of a periodic array of bubbles with only one bubble per period cell is shown in figure 13. It follows from symmetry considerations that in this case the bubble shape has fore-and-aft symmetry, so that the vertical lines at $x = \pm L/2$ are equipotentials of the flow. In particular, it is worth noting that when the bubble is also symmetrical about the centreline, our solution recovers the stream of symmetrical bubbles obtained by Burgess & Tanveer [5]. As discussed before, periodic solutions with more general symmetrical arrangements, such as those found by Silva & Vasconcelos [48, 49], can easily be reproduced in our formalism by simply choosing D_ζ with the appropriate symmetry. Furthermore, the analytical solution

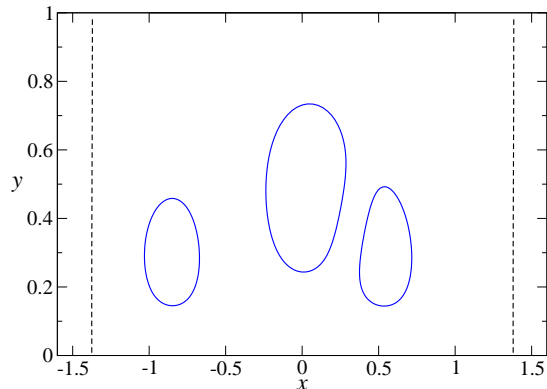


FIG. 15: An example of a periodic array of bubbles with three asymmetric bubbles per period cell ($M = 4$) corresponding to the following choice of parameters: $\delta_1 = 0.2 + i0.5$, $\delta_2 = -0.2 - i0.5$, $\delta_3 = -0.38$, $\delta_4 = 0.0$, $q_1 = q_2 = q_3 = 0.2$, $q_4 = 0.1$. Here the period is $L = 2.76$ and two period cells are shown.

given in (51) can handle asymmetric configurations with equal ease, as illustrated below.

An example of a staggered two-file array of unequal bubbles is shown in figure 14. For the choice of parameters used in this case (see caption of figure) the period is $L = 2.82$, and two period cells are shown in the figure. Bubble configurations with a higher number of bubbles per period cell can be computed in a similar manner. An example with three asymmetric bubbles per unit cell is given in figure 15, where again two period cells are shown in the figure.

VII. DISCUSSION

The motion of an assembly of bubbles in a Hele-Shaw channel is a free boundary problem which is made more difficult by the fact that the relevant field (the velocity potential) is defined over a multiple connected domain and on whose boundaries it satisfies mixed boundary conditions. This means that in the complex potential plane the flow region is a slit strip domain of mixed type: the bubbles are described by *vertical* slits, whilst the channel walls correspond to *horizontal* lines. Recently, a formalism based on the secondary S-K prime function was developed to construct a large class of such mixed slit maps [59].

Here the formalism of the secondary prime functions was used to compute exact solutions for multiple bubbles steadily translating in a Hele-Shaw channel in various configurations: i) finite assembly of bubbles; ii) multiple fingers moving together with an assembly of bubbles; and iii) periodic array of bubbles. In all cases considered, analytical formulae in terms of the secondary prime functions were obtained for the conformal mapping from a circular domain to the corresponding flows region in the physical plane. Several examples of specific solutions for these distinct arrangements were given. Taken together, the results reported here represent the complete set of solutions for multiple steady bubbles and fingers in a horizontal Hele-Shaw channel when surface tension is neglected.

A variant of the Hele-Shaw problem that has received less attention is the case when the cell is rotated about the centerline away from the horizontal, which introduces a gravitational potential transverse to the centreline. To the best of our knowledge, the only known solution for this situation (in the channel geometry) was obtained by Brener, Levine & Tu [4] for the case of a non-symmetric finger. It would be interesting to investigate whether this solution can be extended for the case of multiple bubbles in a rotated channel. The additional complication here is that the flow region in the complex potential plane consists of a strip with *slanted* slits (rather than vertical ones), and conformal mappings to this type of slit domains are not yet known. Injection flows in an unbounded Hele-Shaw cell in the presence of a uniform gravitational field have also been considered using Schwarz function-type methods [19, 36]. It remains to be seen whether these alternative approaches could be adapted to the channel geometry and generalised to the multiply connected case.

Another possible extension of the present research would be to consider time evolving bubbles in a Hele-Shaw cell. Time-dependent solutions for Hele-Shaw flows date back to the early work by Saffman [46] who found a solution for a finger growing from a flat interface. Since then, more general solutions have been found both for the growth of fingers in a channel [15] and for an expanding bubble in an unbounded cell [2, 27, 51]. Several exact solutions for doubly connected time dependent Hele-Shaw flows have also been obtained both in an unbounded cell [7, 16, 42, 43] and in the channel geometry [14, 44]. Richardson [45] has obtained time-dependent solutions for injection flows in an unbounded cell involving a multiply-connected fluid region, where the solution is given by a conformal mapping written in terms of a ratio of Poincaré theta series associated with a Schottky group (the group Θ_0 in our notation). Crowdy & Marshall [12] used the formalism of the Schottky-Klein

prime functions to construct conformal maps to multiply connected quadrature domains, of which the Hele-Shaw flow domains considered by Richardson [45] are a subclass. It would be interesting to investigate whether this approach could be generalised to other geometries. Recently, time-dependent solutions have also been obtained for injection flows in an unbounded Hele-Shaw cell in the presence of both a flat plate [33] and a circular cylinder [34], in which case the flow domain becomes doubly connected after the fluid has fully engulfed the obstacle. Extension of these results to the case of multiple obstacles—thus implying multiply connected domains—should in principle be possible with the help of the secondary prime functions.

Particularly relevant to the work presented herein is the class of time-dependent solutions for a single bubble in a Hele-Shaw channel recently obtained by Vasconcelos & Mineev-Weinstein [60]. Their solution is a direct extension to the time-dependent case of the steady solution for a single bubble in a channel [52, 53]; and so it is natural to expect that the steady solutions reported here should also lead to a generalisation for time-dependent flows with multiple bubbles. Constructing time-dependent solutions for moving bubbles in a Hele-Shaw cell is of special importance in connection with the so-called selection problem, which concerns the question as to why a bubble or a finger advances with a unique velocity—twice that of the background fluid velocity—, despite the fact there is a continuum of steady solutions for zero surface tension. It was generally accepted that surface tension was necessary for selecting the pattern [6, 26, 50, 52]. However, recent studies [30, 39, 60] have demonstrated, by using time-dependent exact solutions without surface tension, that the steady solution with $U = 2$ is the only attractor for the non-singular unsteady solutions, thus showing that velocity selection in a Hele-Shaw cell is inherently determined by the zero surface tension dynamics. It has been conjectured [60] that a similar scenario holds in domains of arbitrary connectivity. The steady solutions presented here—in terms of the secondary S-K prime functions—should thus serve as a starting point to address the general selection problem for multiple bubbles. Work in this direction is currently underway. It is also hoped that the methods employed in the present work can be adapted to study other related physical systems, such as equilibrium configurations of multiple hollow vortices and the formation of multiple streamers in strong electric fields.

Acknowledgments

The author is appreciative of the hospitality of the Department of Mathematics at Imperial College London (ICL) where this work was carried out. He acknowledges financial support from a scholarship from the Conselho Nacional de Desenvolvimento Científico e Tecnológico (CNPq, Brazil) under the Science Without Borders program for a sabbatical stay at ICL. Helpful discussions with D. Crowdy are gratefully acknowledged. The author would also like to thank J. Marshall for a critical reading of the manuscript and for his help in generating the data used in figures 14 e 15.

-
- [1] BAKER, H. F. 1897 *Abelian functions: Abel's theorem and the allied theory of theta functions*. Cambridge University.
 - [2] BENSIMON, D. & PELCÉ, P 1986 Tip-splitting solutions to a Stefan problem. *Phys. Rev. A* **33**, 4477–4478.
 - [3] BENSIMON, D., KADANOFF, L. P. , LIANG, S. , SHRAIMAN, B. I. & TANG, C. 1986 Viscous flow in two dimensions, *Rev. Modern Phys.* **58** 977–999.
 - [4] BRENER, E., LEVINE, H. & TU, Y.H. 1991 Nonsymmetric Saffman-Taylor fingers. *Phys. Fluids A* **3**, 529–534.
 - [5] BURGESS, D. & TANVEER, S. 1991 Infinite stream of Hele-Shaw bubbles. *Phys. Fluids A* **3**, 367–379.
 - [6] COMBESCOT, R., DOMBRE, T., HAKIM, V., POMEAU, Y. & PUMIR, A. 1986 Shape selection of Saffman-Taylor fingers. *Phys. Rev. Lett.* **56**, 2036–2039.
 - [7] CROWDY, D. G. 2002 A theory of exact solutions for the evolution of a fluid annulus in a rotating Hele-Shaw cell. *Q. Appl. Math.* **60**, 11–36.
 - [8] CROWDY, D. G. 2009a Multiple steady bubbles in a Hele-Shaw cell. *Proc. Roy. Soc. A* **465**, 421-435.
 - [9] CROWDY, D. G. 2009b An assembly of steadily translating bubbles in a Hele-Shaw channel. *Nonlinearity* **22**, 51–65.
 - [10] CROWDY, D. G. & GREEN, C. C. 2011 Analytical solutions for von Kármán streets of hollow vortices. *Phys. Fluids* **23**, 126602.

- [11] CROWDY, D. G., LLEWELLYN SMITH, S. G. & FREILICH, D. V. 2013 Translating hollow vortex pairs. *Eur. J. Mech. B/Fluids* **37**, 180–186.
- [12] CROWDY, D. G. & MARSHALL, J. S. 2004 Constructing multiply connected quadrature domains. *Siam J. Appl. Math.* **64**, 1334–1359.
- [13] CROWDY, D. G. & MARSHALL, J. S. 2007 Computing the Schottky-Klein prime function on the Schottky double of planar domains. *Comput. Methods Funct. Theory* **7**, 293–308.
- [14] CROWDY, D. & TANVEER, S. 2004 The effect of finiteness in the Saffman-Taylor viscous fingering problem. *J. Stat. Phys.* **114**, 1501–1536.
- [15] DAWSON, S.P. & MINEEV–WEINSTEIN, M. 1994 Class of nonsingular exact solutions for Laplacian pattern formation. *Phys. Rev. E*, **50**, R24–R27.
- [16] DALLASTON, M.C. & MCCUE, S. W. 2012 New exact solutions for Hele-Shaw flow in doubly connected regions. *Phys. Fluids* **24**, 052101.
- [17] DELILLO, T. K. & KROPF, H. K. 2010 Slit maps and Schwarz-Christoffel maps for multiply connected domains. *Electron. Trans. Numer. Anal.* **36**, 195–223.
- [18] DURÁN, M. A. & VASCONCELOS, G. L. 2011 Fingering in a channel and tripolar Loewner evolutions. *Phys. Rev. E* **84**, 051602.
- [19] ENTOV, V. M., ETINGOF, P. I. & KLEINBOCK, D. Y. 1995 On nonlinear interface dynamics in Hele-Shaw flows. *Eur. J. Appl. Math.* **6**, 399–420.
- [20] FAY, J. D. 2008 *Theta functions on Riemann surfaces*. Springer.
- [21] GOLUZIN, G. M. 1969 *Geometric theory of functions of a complex variable*. American Mathematical Society.
- [22] GREEN, C. C. & VASCONCELOS, G. L. 2014 Multiple steadily translating bubbles in a Hele-Shaw channel. *Proc. R. Soc. A* **470**, 20130698.
- [23] GUBIEC, T. & AND SZYMCAK, P. 2008 Fingered growth in channel geometry: A Loewner-equation approach. *Phys. Rev. E* **77**, 041602.
- [24] GUSTAFSSON, B., TEODORESCU, R. & VASIL’EV, A. 2014 *Classical and Stochastic Laplacian Growth*. Birkhäuser.
- [25] HOHLOV, YU. E. , HOWISON, S. D., HUNTINGFORD, C. , OCKENDON, J. R. & LACEY, A. A. 1994 A model for non-smooth free boundaries in Hele-Shaw flows. *Q. Jl Mech. Appl. Math.* **47** , 107–128.
- [26] HONG, D.C. & LANGER, J.S. 1986 Analytic theory of the selection mechanism in the

- Saffman-Taylor problem. *Phys. Rev. Lett.* **56**, 2032–2035.
- [27] HOWISON, S. D. 1986 Fingering in Hele-Shaw cells, *J. Fluid Mech.* **167**, 439–453.
- [28] HOWISON, S.D. 1992 Complex variable methods in Hele-Shaw moving boundary problems. *Eur. J. Appl. Math.* **3**, 209–224.
- [29] IKEDA, E. & MAXWORTHY, T. 1990 Experimental study of the effect of a small bubble at the nose of a larger bubble in a Hele-Shaw cell. *Phys. Rev. A* **41**, 4367–4370.
- [30] KHALID, A. H., McDONALD, N. R. & VANDEN-BROECK, J. M. 2015 On the motion of unsteady translating bubbles in an unbounded Hele-Shaw cell. *Phys. Fluids.* **27**, 012102.
- [31] LUQUE A., BRAU, F. & EBERT, U. 2008 Saffman-Taylor streamers: mutual finger interaction in spark formation. *Phys. Rev. E* **78**, 016206.
- [32] MARSHALL, J. S. 2005 Function theory in multiply connected domains and applications to fluid dynamics. PhD thesis, Imperial College London.
- [33] MARSHALL, J. S. 2015a Exact solutions for Hele-Shaw moving free boundary flows around a flat plate of finite length. To appear in *Q. Jl. Mech. Appl. Math.*
- [34] MARSHALL, J. S. 2015b Analytical solutions for Hele-Shaw moving free boundary flows in the presence of a circular cylinder. To appear in *Q. Jl. Mech. Appl. Math.*
- [35] MAXWORTHY, T. 1986 Bubble formation, motion and interaction in a Hele-Shaw cell. *J. Fluid Mech.* **173**, 95–114.
- [36] McDONALD, N. R. 2011 Generalised Hele-Shaw flow: A Schwarz function approach. *Eur. J. Appl. Math.* **22**, 517–532.
- [37] MEULENBROEK, B., ROCCO, A. & EBERT, U. 2004 Streamer branching rationalized by conformal mapping techniques. *Phys. Rev. E* **69**, 067402.
- [38] MILLAR, R.F. 1992 Bubble motion along a channel in a Hele-Shaw cell: A Schwarz function approach. *Complex Variables* **18**, 13–25.
- [39] MINEEV-WEINSTEIN, M. B. 1998 Selection of the Saffman-Taylor finger width in the absence of surface tension: an exact result. *Phys. Rev. Lett.* **80**, 2113–2116.
- [40] MINEEV-WEINSTEIN, M., WIEGMANN, P. B. & ZABRODIN, A. 2000 Integrable structure of interface dynamics, *Phys. Rev. Lett.* **84**, 5106–5109.
- [41] PELCÉ, P. 1988 *Dynamics of Curved Fronts*. Academic.
- [42] RICHARDSON, S. 1994 Hele-Shaw flows with time-dependent free boundaries in which the fluid occupies a multiply-connected region. *Eur. J. Appl. Math.* **5**, 97–122.

- [43] RICHARDSON, S. 1996a Hele-Shaw flows with time-dependent free boundaries involving a concentric annulus. *Phil. Trans. R. Soc. Lond. A* **354**, 2513–2553.
- [44] RICHARDSON, S. 1996b Hele-Shaw flows with free boundaries driven along infinite strips by a pressure difference. *Eur. J. Appl. Math.* **7**, 345–366.
- [45] RICHARDSON, S. 2001 Hele-Shaw flows with time-dependent free boundaries involving a multiply-connected fluid region. *Eur. J. Appl. Math.* **12**, 571–599.
- [46] SAFFMAN, P.G. 1959 Exact solutions for the growth of fingers from a flat interface between two fluids in a porous medium or Hele-Shaw cell. *Q. J. Mech. Appl. Maths* **12**, 146–150.
- [47] SAFFMAN, P. G. & TAYLOR G. I. 1958 The penetration of a fluid into a porous medium or Hele-Shaw cell containing a more viscous liquid. *Proc. R. Soc. Lond. A* **245**, 312–320.
- [48] SILVA, A. M. P. & VASCONCELOS, G. L. 2011 Doubly periodic array of bubbles in a Hele-Shaw cell. *Proc. Roy. Soc. A* **467**, 346–360.
- [49] SILVA, A. M. P. & VASCONCELOS, G. L. 2013 Stream of asymmetric bubbles in a Hele-Shaw channel. *Phys. Rev. E* **87**, 055001.
- [50] SHRAIMAN, B.I. 1986 Velocity selection and the Saffman-Taylor problem *Phys. Rev. Lett.* **56**, 2028–2031.
- [51] SHRAIMAN, B. & BENSIMON, D. 1984 Singularities in nonlocal interface dynamics. *Phys. Rev. A* **30**, 2840–2842.
- [52] TANVEER, S. 1987 New solutions for steady bubbles in a Hele-Shaw cell. *Phys. Fluids* **30**, 651–658.
- [53] TAYLOR, G. I., & SAFFMAN, P.G. 1959 A note on the motion of bubbles in a Hele-Shaw cell and porous medium. *Q. J. Mech. Appl. Maths* **12**, 265–279.
- [54] VASCONCELOS, G. L. 1994 Multiple bubbles in a Hele-Shaw cell. *Phys Rev. E* **50**, R3306–R3309.
- [55] VASCONCELOS, G. L. 1998 Exact solutions for N steady fingers in a Hele-Shaw cell. *Phys. Rev. E* **58**, 6858–6860.
- [56] VASCONCELOS, G. L. 1999 Motion of a finger with bubbles in a Hele-Shaw cell. *Phys. Fluids* **11**, 1281–1283.
- [57] VASCONCELOS, G. L. 2000 Analytic solution for two bubbles in a Hele-Shaw cell. *Phys. Rev. E* **62**, R3047–R3050.
- [58] VASCONCELOS G. L. 2001 Exact solutions for steady bubbles in a Hele-Shaw cell with rect-

- angular geometry. *J. Fluid Mech.* **444**, 175-198.
- [59] VASCONCELOS, G. L., MARSHALL, J. S. & CROWDY, D. G. 2014 Secondary Schottky-Klein prime functions associated with planar multiply connected domains. *Proc. Roy. Soc. A* **471**, 20140688.
- [60] VASCONCELOS G. L. & MINEEV-WEINSTEIN, M. 2014 Selection of the Taylor-Saffman bubble does not require surface tension. *Phys. Rev. E* **89**, 061003(R).
- [61] ZABRODIN, A. 2009 Growth of fat slits and dispersionless KP hierarchy. *J. Phys. A: Math. Theor.* **42**, 085206.