

A Simple Model for Long-Range Interacting Pendula

Owen Myers, Adrian Del Maestro, and Junru Wu

*Materials Science Program, University of Vermont, Burlington, Vermont 05405, USA. and
Department of Physics, University of Vermont, Burlington, Vermont 05405, USA.**

Jeffrey S. Marshall

School of Engineering, University of Vermont, Burlington, Vermont 05405, USA.

(Dated: September 3, 2018)

We show that the Hamiltonian mean field (HMF) model describes the equilibrium behavior of a system of long pendula with flat bobs that are coupled through long-range interactions (charged or self gravitating). We solve for the canonical partition function in the coordinate frame of the pendula angles. The Hamiltonian in the angles coordinate frame looks similar to the form of the HMF model but with the inclusion of an index dependent phase in the interaction term. We also show interesting non-equilibrium behavior of the pendula angles, namely that a quasistationary clustered state can exist when pendula angles are initially ordered by their index.

I. INTRODUCTION

Systems with long-range interactions are a source of unique problems in the field of statistical mechanics and thermodynamics. This is due to several properties of long-range systems which fall outside of the conditions normally needing to be satisfied when applying the methodologies of thermodynamics. Simply from the words “long-range” the first infringement can be deduced, that long-range systems are not additive. If two systems with short-range interactions are brought together to form a larger system then the energy difference between the conglomerate system and the sum of its constituents is the new potential energy from the boundary between them. In the thermodynamic limit, the potential energy of the boundary is small compared to the bulk and can be neglected, making short-range systems additive. In the case of long-range interactions, one particle will feel a significant potential created by every other particle, so the additional potential energy of two systems added together does not scale as the boundary but in a more complicated way that depends on the specific nature of the interactions [1]. Directly related to the lack of additivity is the fact that systems with long-range interactions are not extensive because their energy diverges in the thermodynamic limit [2]. Although

these characteristics compel cautious use of the usual tools of statistical mechanics, they are also the source of many interesting dynamical and statistical features. Depending on the system of interest, such features include canonical and microcanonical ensemble inequivalence and related negative specific heat [3], quasistationary states (different than metastable states which lie on local extrema of equilibrium potentials) whose lifetimes increase with the number of particles [4], an interesting dependence of the largest Lyapunov exponent on particle number in a long-range Fermi-Pasta-Ulam model [5], and spontaneous creation of macroscopic structures in non-equilibrium states [6]. In some cases, long-range interactions can greatly simplify problems. For instance, mean field models depend on one of two premises: (i) interactions are short-range but the system is embedded in a space of infinite dimension so that all bodies in the system are nearest neighbors, or (ii) interactions are infinitely long.

For some time, the primary motivation for the study of long-range interactions was to understand galaxies, galaxy clusters and the general thermodynamic properties of self-gravitating systems. Aside from mean field models, interest has further built since the observation of modified scattering lengths in Bose-Einstein Condensates (BEC) through the use of Feshbach resonances [7]. Using this technique, a BEC can be made to be almost non-interacting by tuning the scattering length to zero. One

* owenm@gmail.com

could even tune the scattering length to a negative value, making the BEC collapse. More recently, O'dell et al. [8] has shown that it may be possible to produce an attractive $1/r$ potential between atoms in a BEC by applying an “extremely off resonant” electromagnetic field. This has opened the possibility of creating table-top methods which physically model aspects of cosmological behavior on a laboratory scale, as well as the possible development of entirely new dynamics in BEC.

The challenges in understanding long-range systems drive the development of solvable models that could help better explain some of the aforementioned phenomena. Campa et al. [9] have recently published a collection of important solvable models. One particularly significant model, which is important to this work, is the Hamiltonian Mean Field (HMF) XY spin model [6], often written in the form

$$H = \sum_{i=1}^N \frac{p_i^2}{2} + \frac{\gamma}{2N} \sum_{i,j=1}^N [1 - \cos(\theta_i - \theta_j)], \quad (1)$$

where θ_i is the angular position of the i^{th} particle (spin), as shown in Fig. 1, and p_i is its conjugate angular momentum. The HMF model is generally used to describe two different classes of systems: 1) a mean field XY classical spin model, and 2) a one dimensional periodic system of itinerant particles with long-range interactions. Though the connection between the HMF model and the second class of systems mentioned could be thought of as contrived given the simplifications under which the model is realized, it has been shown that the model produces useful insights into how non-neutral plasmas and self gravitating systems behave [6].

In this paper, we study the dynamics of an array of N pendula with long-range interacting bobs. By considering long pendula with flat bobs undergoing small oscillations and having parallel planes of rotation, we produce a model related to the HMF model through a coordinate transformation. The transformation introduces a dependence on the indices of the particle labels. A cartoon of the physical picture is shown in Fig. 1.

The index dependence in the Hamiltonian, that

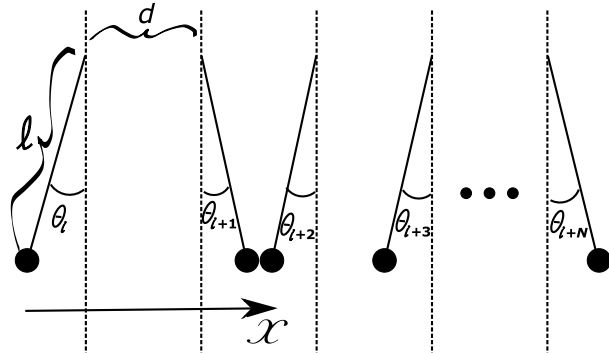


Figure 1. N pendulum system with parallel planes of rotation. The i^{th} pendulum angle at some time t is $\theta_i(t)$.

will be described in detail in the next section, is a consequence of the pendula pivots being slightly offset from one another and appears as a phase in the cosine term of the HMF model. It inspires the investigation of non-equilibrium “repulsive” behavior in the angle coordinate frame where we find an interesting quasistationary state when the angles of the pendula are initially ordered according to their indices. We find the clustered positions in the usual HMF coordinate frame (biclusters), but in the angle coordinate frame clustering is only found for the initially ordered angles and, unlike the biclusters, these are clearly quasistationary states. A quasistationary state is defined as a dynamical state that can persist for a length of time which goes to infinity as the thermodynamic limit is approached [9]. In addition to discussing the clustered angle states exhibited by the system, we also solve for the canonical partition function in the pendulum angle coordinate frame, finding that in equilibrium with a heat bath, the probability distributions of the angles can be described by the original HMF model. This finding is similar to the work done by [10] on a model sometimes called the HMF α -model. In the HMF α model, a $1/r_{ij}^\alpha$ dependence between the classical spins is introduced [9, 11–14], where r_{ij} is the distance between the i^{th} and j^{th} spins on a lattice. Though the physical motivations behind studying these various models can be very different, it is interesting that their equilibrium behavior is the same or nearly the same. We believe that the work in this paper

further suggests that the HMF model universally describes an entire class of long-range interacting systems in equilibrium.

II. THE MODEL

A. Coordinates

In Fig. 1, we show an array of pendula rotating in the same plane with bobs that interact through a long-range potential. If we consider the case where all the pendula only undergo small oscillations, we may write the horizontal location of the i^{th} particle, x_i , as $x_i = id + \ell\theta_i$, where d is the distance between the pivots of neighboring pendula and ℓ is the length of each pendulum. The small θ regime makes the problem one dimensional in x . We choose periodic boundary conditions and rescale the system by $2\pi/Nd$ so that

$$x \rightarrow \frac{2\pi}{Nd}x \quad (2)$$

making the total system length a dimensionless 2π where N is the number of particles in one period. We will refer to a periodic space with length 2π as a unit circle. The position of the i^{th} particle (bob) is now

$$x_i = \frac{2\pi i}{N} + \frac{2\pi \ell}{Nd} \theta_i. \quad (3)$$

For reasonable choices of ℓ and d ($\ell/d \ll N$), the second term on the RHS is suitably small such that the Hamiltonian can be written with terms that are quadratic in θ . However, we are primarily interested in a regime where $\ell/d \rightarrow \infty$ as the thermodynamic limit is approached. Physically this corresponds to the small oscillations of very long pendula with suspension points that are close together compared to their lengths. In order to simplify the calculations that follow, we define ϕ_i to be the last term on the RHS of Eq. (3), namely $\phi_i \equiv 2\pi\ell\theta_i/Nd$. Given the choice of large ℓ/d , ϕ_i can take any value in the range $[0, 2\pi)$. This is only true because ℓ/d is large, *not* because the θ_i s are. In

terms of ϕ_i , the positions can be rewritten as

$$x_i = \frac{2\pi i}{N} + \phi_i. \quad (4)$$

B. Density Approximation

We have not yet explicitly stated the physical mechanism through which the bobs interact. Connecting the interactions with specific physical motivations should be discussed with some discretion because the development of the model leaves these motivations up to some freedom of interpretation. Imagine that the bobs all carry some charge. We will not distinguish between particles in any other way than their indices, so in the case where all particles carry the same charge, repulsive behavior is expected. On the other hand one could make the bobs attract one another, which could be thought of as the self-gravitating case. To be solvable, the model requires some simplifications. For the sake of brevity we will speak of the particle charge or mass density as the “density”.

The approximation that we invoke is similar to that used when justifying the HMF model (Eq. (1)) to describe free particles in a one-dimensional ring [6, 15]. The distribution of the bobs is such the mass density, $\rho(x)$, is given by

$$\rho(x) = \sum_{i=1}^N \delta(x - x_i) - \frac{1}{2\pi}. \quad (5)$$

The constant $1/2\pi$ subtracted from the delta function is necessary to produce a meaningful expression for the potential Φ and corresponds to the inclusion of a neutralizing (of opposite sign) homogeneous background density. Restricting the problem further to that of solving Poisson’s equation for a one-dimensional potential physically amounts to choosing large and flat bob geometries oriented with their smallest axis parallel to the x axis. Writing the delta function as a cosine Fourier series, Poisson’s equation becomes

$$\nabla^2 \Phi(x) = \frac{\gamma}{\pi} \sum_{i=1}^N \sum_{n=1}^{\infty} \cos [n(x - x_i)]. \quad (6)$$

The parameter γ contains the particle (bob) charge or mass and becomes the interaction strength in the Hamiltonian. We can see that the zeroth-order term in the Fourier series canceled the constant neutralizing background that was superficially added.

The most important simplification in this paper is truncating the sum of the Fourier coefficients used to represent the delta function after the $n = 1$ coefficient. Antoni et al. defend the truncation by asserting that the “large scale collective properties” do not greatly change when higher order terms of the sum (including interactions at the smaller length scales) are included, and discuss the consequences of the approximation in some detail [6]. The simplification also warrants a brief discussion of the way that it could be physically interpreted. The truncation of the sum is equivalent to smearing out the density of each particle over the system so that it is peaked at its given location, x_i , but also having a negative density peak on the opposite side of the unit circle. This could be thought of as doubling the number of particles and enforcing that each particle has a negative partner that always remains on the opposing side of the unit circle. After this doubling, the now nebulous masses are dispersed such that a pair’s density is described by a cosine function with the positive peak centered at x_i .

C. Solving Poisson’s Equation

Integrating Poisson’s equation once, we obtain:

$$\nabla\Phi(x) = \frac{\gamma}{\pi} \sum_{i=1}^N \{\sin(x - x_i) + c_1\}. \quad (7)$$

In order to determine the constant c_1 from the integration, the physical picture should be examined. A sensible requirement is that when all of the bobs are hanging at their equilibrium positions, directly below their pivot (all $\phi_i = \theta_i = 0$), the net force experienced by any bob is zero. This is a valid requirement if the bobs are attractive or repulsive, the only difference being that the configuration would be unstable or sta-

ble, respectively. The force that the j^{th} particle experiences when ϕ_j and all ϕ_i are zero is given by

$$-\nabla\Phi(x_j) = -\frac{\gamma}{\pi} \sum_{i=1}^N \left\{ \sin\left[\frac{2\pi(j-i)}{N}\right] + c_1 \right\}. \quad (8)$$

The sum $\sum_i \sin[2\pi(j-i)/N]$ equals zero for any j , so c_1 must be zero. Integrating once more to obtain the potential yields

$$\Phi(x) = \frac{\gamma}{\pi} \sum_{i=1}^N \left[c_2 - \cos\left(x - \frac{2\pi i}{N} - \phi_i\right) \right]. \quad (9)$$

To determine c_2 we stipulate that if all $\phi_i = 0$, then $\Phi(0) = 0$. Inserting Eq. (3) (or Eq. (4)) for x_i yields

$$\Phi(0) = \frac{\gamma}{\pi} \sum_{i=1}^N \left[c_2 - \cos\left(\frac{2\pi i}{N}\right) \right]. \quad (10)$$

The sum over the cosine is zero, therefore $c_2 = 0$ and we can now write the potential energy of the j^{th} particle as

$$\Phi(x_j) = -\frac{\gamma}{\pi} \sum_{i=1}^N \cos\left[\frac{2\pi(j-i)}{N} + \phi_j - \phi_i\right]. \quad (11)$$

D. The Hamiltonian

The Hamiltonian can be written as

$$H = H_0 + H_I, \quad (12)$$

where H_0 is the kinetic energy piece

$$H_0 = \sum_{i=1}^N \frac{p_i^2}{2}, \quad (13)$$

and

$$H_I = -\frac{\gamma}{2N} \sum_{i,j=1}^N \cos\left[\frac{2\pi(i-j)}{N} + \phi_i - \phi_j\right] \quad (14)$$

is the interaction piece, so

$$H = \sum_{i=1}^N \frac{p_i^2}{2} - \frac{\gamma}{2N} \sum_{i,j=1}^N \cos \left[\frac{2\pi(i-j)}{N} + \phi_i - \phi_j \right]. \quad (15)$$

The mass of the bobs has been set to unity, γ is the interaction strength, a factor of $1/2$ accounts for the double counting, and the $1/\pi$ coefficient in the potential energy has been absorbed into γ . The factor of $1/N$ is a rescaling of the potential energy that ensures that as the thermodynamic limit is approached, the potential energy of the system does not diverge. The $1/N$ scaling is known as the Kac prescription [16]. The Kac serves to keep both the energy and entropy of a system proportional to the number of particles in the system, an important prerequisite for phase transitions [9].

E. Relationship to the HMF model and the Spin Interpretation

Due to the simple bijective relationship between x_i and ϕ_i one can simply solve the equations of motion for the HMF model and find the dynamics for ϕ_i via the coordinate transform $x_i \rightarrow \phi_i$. Previously it was mentioned that the HMF model is used to describe free particles on a ring with long-range repulsion or attraction, as well as describing a classical XY spin model. The θ_i played the role of either the position of the i^{th} particle on the ring or the orientation of the i^{th} spin. Therefore, it is interesting to speculate about the type of spin system the model describes in the ϕ_i picture. Thus far, the rescaled angle $\phi_i = 2\pi\ell\theta_i/Nd$ describes the distance of a pendulum bob from the point directly below its pivot, but it could also be interpreted as the orientation of spin. In the spin interpretation of Eq. (15), the potential energy of the i^{th} and j^{th} spin pair depend on both their relative orientation as well as the difference between their indices. In the following discussion it will sometimes be convenient to speak about ϕ_i in the spin language.

We will prove that in the ϕ picture, the system in equilibrium with a heat bath is equivalent to the HMF model (the x picture) in equi-

librium with a heat bath by solving the partition function in the ϕ_i coordinate frame. In the process of simplifying the Hamiltonian to solve for the partition function, we will find expressions of the form $\cos \phi_i$ and $\sin \phi_i$ which we talk about as the horizontal and vertical components of a magnetization $\vec{m}_i = (\cos \phi_i, \sin \phi_i)$. It could easily be stated that in the spin analogy, the ϕ_i are orientations of the spins, but we should make a more concrete connection between this idea and the original presentation of the model. We would like to remind the reader that even though the angles θ_i of the pendula are small, the long suspensions of the bobs (ℓ) allow ϕ_i to cover the entire system which, rescaled, has dimensionless length 2π . The system is also periodic, so the bobs can be thought of as moving on a unit circle where the position of the i^{th} bob is $x_i = 2\pi i/N + \phi_i$. In order to think of ϕ_i as the spin orientations, we start by considering each bob as living on its own individual unit circle. An example of these unit circles is shown in Fig. 2, a visual aid to the following. Imagine stacking horizontal circles in the vertical direction and rotating each by an angle $2\pi/N$ from the one below. The projection of these circles onto the horizontal plane would be the system viewed in x , i.e. the HMF model. If we twist the stack so there is no rotation between adjacent circles and then project onto the horizontal plane it creates the picture viewed in ϕ , where the pivot points are all aligned. The reason for this artificial construction of stacked circles is partly to pictorially depict the transformation between x and ϕ and partly to show how \vec{m}_i (as defined) is just the orientation of the i^{th} spin in the ϕ picture. Said differently, each circle in the ϕ picture represents a spin with an orientation in the horizontal plane determined by ϕ_i ; an infinite-range classical mean field spin model described by Eq. (15).

III. EQUILIBRIUM

In this section, we solve for the canonical partition function, in the ϕ coordinate frame using the Hamiltonian in Eq. (15) and show that, in equilibrium, the HMF model describes the an-

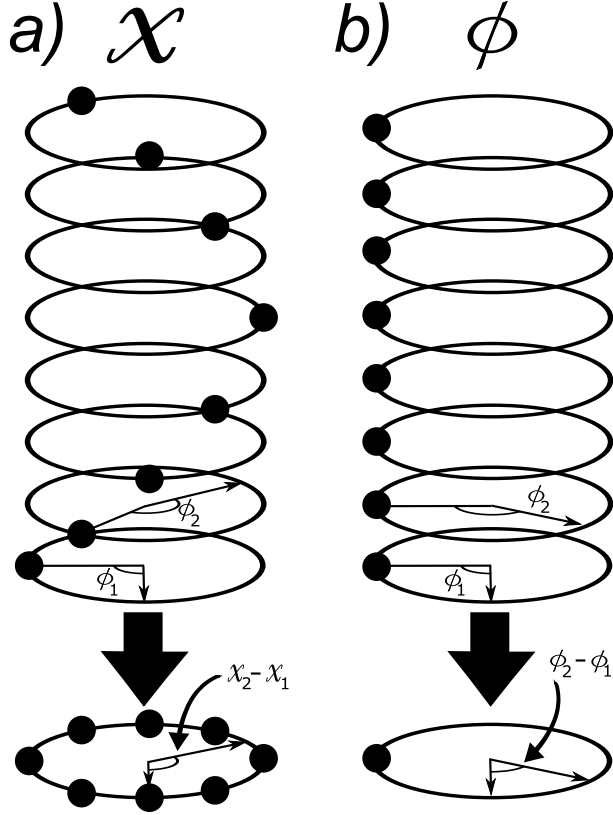


Figure 2. Example of a system of $N = 8$ particles when viewed as individual spins in the a) x coordinate frame, and b) the ϕ coordinate frame. a) In the x coordinate frame the direction of the i^{th} spin given by the angle x_i is expressed as $x_i = 2\pi i/N + \phi_i$. Alternatively, x_i could be thought of as the position of i^{th} particle on the unit circle, shown at the bottom of the figure as the projection of all positions onto the horizontal plane. The black circles on the rings in the figure mark the location of the pendulum pivots at $2\pi i/N$ in x . b) Twisting the column of rings in a) such that the pivots are aligned transforms the system into the ϕ_i coordinate frame. In this picture, the direction of the i^{th} spin is just given by the angle ϕ_i .

gles of long pendula with long-range interacting bobs. In order to solve the configurational piece of the partition function the Hamiltonian must be modified. Using the cosine and sine sum and difference identities twice, the potential interaction piece of the Hamiltonian H_I can be written as

$$H_i = \frac{-\gamma}{2N} \sum_{i,j} \left\{ \cos \left[\frac{2\pi(i-j)}{N} \right] [\cos \phi_i \cos \phi_j + \sin \phi_i \sin \phi_j] - \sin \left[\frac{2\pi(i-j)}{N} \right] [\sin \phi_i \cos \phi_j - \cos \phi_i \sin \phi_j] \right\}. \quad (16)$$

The coefficients in the Hamiltonian $\cos [2\pi(i-j)/N]$ and $\sin [2\pi(i-j)/N]$ should be thought of as matrices with components C_{ij} and S_{ij} respectively. The Hamiltonian can now be written in the form

$$\frac{\gamma}{2N} \sum_{i,j} (\cos \phi_i C_{ij} \cos \phi_j + \sin \phi_i C_{ij} \sin \phi_j - \sin \phi_i S_{ij} \cos \phi_j + \cos \phi_i S_{ij} \sin \phi_j), \quad (17)$$

which is suggestive because it can be regarded as the matrix equation

$$H_I = \frac{\gamma}{2N} \left[(\cos \phi_1, \cos \phi_2, \dots, \cos \phi_N) C \begin{pmatrix} \cos \phi_1 \\ \cos \phi_2 \\ \vdots \\ \cos \phi_N \end{pmatrix} + (\sin \phi_1, \sin \phi_2, \dots, \sin \phi_N) C \begin{pmatrix} \sin \phi_1 \\ \sin \phi_2 \\ \vdots \\ \sin \phi_N \end{pmatrix} - (\sin \phi_1, \sin \phi_2, \dots, \sin \phi_N) S \begin{pmatrix} \cos \phi_1 \\ \cos \phi_2 \\ \vdots \\ \cos \phi_N \end{pmatrix} + (\cos \phi_1, \cos \phi_2, \dots, \cos \phi_N) S \begin{pmatrix} \sin \phi_1 \\ \sin \phi_2 \\ \vdots \\ \sin \phi_N \end{pmatrix} \right]. \quad (18)$$

It is helpful to consider the particles positions on the unit circle with respect to their pivot (ϕ) as magnetizations. Defining

$$\vec{m}_i \equiv (\cos \phi_i, \sin \phi_i), \quad (19)$$

and with $m_\mu^T = (m_{0,\mu}, m_{1,\mu}, \dots, m_{N-1,\mu})$ where μ holds the place of x or y , the Hamiltonian becomes

$$H_I = \frac{\gamma}{2N} (m_x^T C m_x + m_y^T C m_y - m_y^T S m_x + m_x^T S m_y). \quad (20)$$

A closer examination of the structure of the coefficient matrices C and S indicates that they take the special form of circulant matrices, and thus can be simultaneously diagonalized by a unitary matrix U . A circulant matrix has the form

$$\begin{pmatrix} a_1 & a_2 & a_3 & \dots & a_{N-1} & a_N \\ a_N & a_1 & a_2 & \dots & a_{N-2} & a_{N-1} \\ a_{N-1} & a_N & a_1 & \dots & a_{N-3} & a_{N-2} \\ \vdots & \vdots & \vdots & \ddots & \vdots & \vdots \\ a_3 & a_4 & a_5 & \dots & a_1 & a_2 \\ a_2 & a_3 & a_4 & \dots & a_N & a_1 \end{pmatrix}, \quad (21)$$

a special kind of Toeplitz matrix, where each subsequent row is a cyclic permutation of the row above or below it. Any matrix A with elements a_{ij} that can be written in terms of some function $f(i-j)$ is a circulant matrix. Because a circulant matrix is a normal matrix it can be diagonalized by a unitary matrix. We show that C and S are simultaneously diagonalizable by showing that they commute, i.e. $[C, S] = 0$ where $[C, S] = CS - SC$. Starting with the second term, $-SC = S^T C^T = (CS)^T$ which is found by arguing that C is symmetric since cosine is an even function and does not change under the exchange of i and j , whereas S is odd because sine is an odd function and does change sign under exchange of i and j . The commutation becomes $[C, S] = CS + (CS)^T$. Also, an odd function multiplied by an even function results in an odd function so the entire matrix CS is odd. Therefore $(CS)^T = -CS$ bringing us to the final expression $[C, S] = CS - CS = 0$. We have shown that C and S can be simultaneously diagonalized by U . The matrix U is known for circulant matrices and is called the Fourier Ma-

trix.

The matrices C and S can be rewritten as $C = U^\dagger D^C U$ and $S = U^\dagger D^S U$, where D^C and D^S are diagonal matrices with diagonal elements that are the eigenvalues of C and S , respectively, which we denote as λ_i^C and λ_i^S . From here on we label the indices i from 0 to $N-1$. It is worth pointing out that due to S being antisymmetric, U must be complex. Equation (22) becomes

$$H_I = \frac{\gamma}{2N} \left(m_x^T U^\dagger D^C U m_x + m_y^T U^\dagger D^C U m_y - m_y^T U^\dagger D^S U m_x + m_x^T U^\dagger D^S U m_y \right). \quad (22)$$

We will move back to the index notation using the following relations:

$$D^{C,S} = \lambda_i^{C,S} \delta_{ij}, \quad (23)$$

$$X_j \equiv \sum_{k=1}^N U_{jk} m_k^x, \quad (24)$$

and

$$Y_j \equiv \sum_{k=1}^N U_{jk} m_k^y, \quad (25)$$

where X is not to be confused with x . Using the Kronecker delta, we set all $i = j$ since these are the only nonzero terms. The Hamiltonian is now given by

$$H_I = \frac{-\gamma}{2N} \sum_{j=0}^{N-1} \left(\|X_j\|^2 \lambda_j^C + \|Y_j\|^2 \lambda_j^C - Y_j^* X_j \lambda_j^S + X_j^* Y_j \lambda_j^S \right), \quad (26)$$

with $\|X\| = XX^*$ and $\|Y\| = YY^*$. The inclusion of the eigenvalues λ^C and λ^S simplifies the Hamiltonian further. We will now solve for λ^C and λ^S . Looking at the form of a circulant matrix shown in Eq. (21) reminds us that the elements of a circulant matrix can be defined with a single label. We write the single labeled elements of the cosine and sine matrices respectively as

$$c_l = \cos \frac{2\pi l}{N}, \quad (27)$$

and

$$s_l = \sin \frac{2\pi l}{N}, \quad (28)$$

where $l = 0, 1, 2, \dots, N-1$. The eigenvalues, λ^A , of a $N \times N$ circulant matrix A can be written in terms of the single label elements a_l . The j^{th} eigenvalue of A is known to be $\lambda_j^A = \sum_{l=0}^{N-1} a_l \exp(2\pi i l j / N)$, where i is $\sqrt{-1}$ (not an index) and $l = 0, 1, 2, \dots, N-1$. Therefore,

$$\lambda_j^C = \sum_{l=0}^{N-1} \cos \left(\frac{2\pi l}{N} \right) e^{2\pi i l j / N}, \quad (29)$$

and

$$\lambda_j^S = \sum_{l=0}^{N-1} \sin \left(\frac{2\pi l}{N} \right) e^{2\pi i l j / N}. \quad (30)$$

Writing cosine and sine in their exponential forms gives

$$\lambda_j^C = \frac{1}{2} \sum_{l=0}^{N-1} \left[e^{i2\pi l(j+1)/N} + e^{i2\pi l(j-1)/N} \right], \quad (31)$$

$$\lambda_j^S = \frac{-i}{2} \sum_{l=0}^{N-1} \left[e^{i2\pi l(j+1)/N} - e^{i2\pi l(j-1)/N} \right], \quad (32)$$

The above representations of the eigenvalues show that C and S each have only two non-zero eigenvalues corresponding to $j = 1, N-1$ given by $\lambda_1^C = \lambda_{N-1}^C = N/2$ and $\lambda_1^S = (\lambda_{N-1}^S)^* = iN/2$. The Hamiltonian simplifies greatly to

$$H_I = \frac{\gamma}{2} - (\|X_1 + iY_1\|^2 + \|X_{N-1} - iY_{N-1}\|^2). \quad (33)$$

The representation of H_I in Eq. (33) must be further modified before the partition function can be found. We do this by splitting the Fourier matrix U into its real and imaginary components, a_{ik} and b_{ik} , given by

$$a_{ik} \equiv \frac{1}{\sqrt{N}} \cos \left(\frac{2\pi ik}{N} \right), \quad (34)$$

and

$$b_{ik} \equiv \frac{1}{\sqrt{N}} \sin \left(\frac{2\pi ik}{N} \right). \quad (35)$$

This was done to write the absolute squares in Eq. (33) in terms of the squares of a_{ik} and b_{ik} . By noticing that $a_{1k} = a_{(N-1)k}$ and $b_{1k} = -b_{(N-1)k}$ we write the configurational partition function as

$$Z_I = A \int d^N \phi e^{\frac{\beta\gamma}{2} (\sum_k [a_{1k} m_k^x - b_{1k} m_k^y])^2} \times e^{\frac{\beta\gamma}{2} (\sum_k [b_{1k} m_k^x + a_{1k} m_k^y])^2}, \quad (36)$$

where $\beta = 1/k_B T$.

The Hubbard-Stratonovich transformation is now applied twice, once to each quadratic quantity in the partition function. The integration variables introduced through this transformation are z_1 and z_2 with subscripts for first and second quadratic quantities, respectively. After after switching the order of integration, we find

$$Z_I = \frac{A}{2\pi\beta\gamma} \int_{-\infty}^{\infty} dz_1 dz_2 e^{-(z_1^2 + z_2^2)/2\beta\gamma} \prod_k \int_{-\pi}^{\pi} d\phi_k e^{(z_1 a_{1k} + z_2 b_{1k}) \cos \phi_k + (z_2 a_{1k} - z_1 b_{1k}) \sin \phi_k}. \quad (37)$$

The integration can be performed using the identity

$$\int_{-\pi}^{\pi} d\phi e^{\xi \cos \phi + \eta \sin \phi} = 2\pi I_0 \left(\sqrt{\xi^2 + \eta^2} \right) \quad (38)$$

where

$$\xi^2 + \eta^2 = (z_1 a_{1k} + z_2 b_{1k})^2 + (z_2 a_{1k} - z_1 b_{1k})^2 \quad (39)$$

which simplifies when a and b are included to

$$\left[z_1 \frac{1}{\sqrt{N}} \cos \left(\frac{2\pi k}{N} \right) + z_2 \frac{1}{\sqrt{N}} \sin \left(\frac{2\pi k}{N} \right) \right]^2 + \left[z_2 \frac{1}{\sqrt{N}} \cos \left(\frac{2\pi k}{N} \right) - z_1 \frac{1}{\sqrt{N}} \sin \left(\frac{2\pi k}{N} \right) \right]^2 = \frac{1}{N} (z_1^2 + z_2^2) \quad (40)$$

It is convenient to make a change to polar coordinates by introducing $z = \sqrt{z_1^2 + z_2^2}$, following which the partition function can be written as

$$Z_I = \frac{A}{\beta\gamma} \int_{-\infty}^{\infty} dz e^{-z/2\beta\gamma} \prod_k 2\pi I_0 \left(\frac{\sqrt{z}}{\sqrt{N}} \right). \quad (41)$$

Equation (41) is recognized to be an intermediate step of the solution to the canonical partition function for the HMF model. From here we jump to the main results, the details of which are included in the HMF literature [6, 9, 15].

The integration over z in Eq. (41) can be preformed using the saddle point approximation. The rescaled free energy per particle follows as

$$-\beta F = -\frac{\beta}{2} + \inf_z \left[\frac{-z^2}{2\beta} + \ln 2\pi I_0(z) \right] \quad (42)$$

The expression above permits a convenient path to finding the phase transition. Solving for the minimum values of z in order to satisfy the last term in Eq. (42) results in the equation

$$\frac{z}{\beta} - \frac{I_1(z)}{I_0(z)} = 0, \quad (43)$$

which can be solved self consistently for z and represented graphically for different values of β as in Fig. 3. The reader will see that after β is increased passed the critical value ($\beta = 2$) there are two well-defined solutions.

The Hubbard-Stratonovich transformation decouples spin-spin (squared terms in the Hamiltonian) contributions to the partition function at the price of needing to create a linear interaction between each spin with an auxiliary field z [17]. Again, a more detailed procedure can be found in [6, 9, 15] where discussion of the internal energy in the equilibrium state is followed by non-equilibrium behavior of the system prepared in microcanonical ensembles. Here we will simply touch on the most important point of the equilibrium behavior, being that for $\beta < 2$ the system is paramagnetic but for $\beta \geq 2$ a pitchfork bifurcation occurs resulting in two stable solutions. At this point there is a discontinuity in the free energy, a second order phase transition occurs and the system can maintain finite magnetization. In this case, the order param-

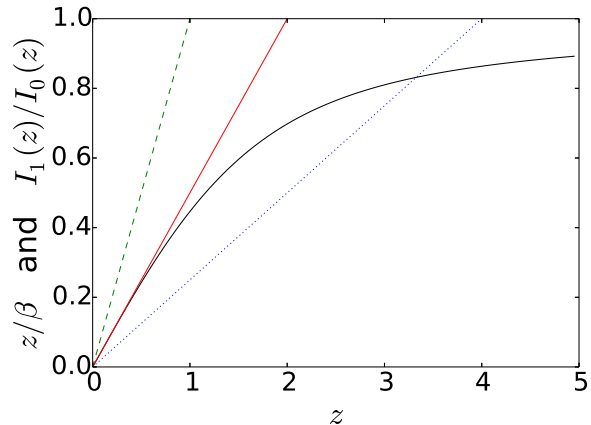


Figure 3. The solid (black) curve is the fraction of modified Bessel functions $I_1(z)/I_0(z)$, dashed (green) is z/β for $\beta = 1$, solid (red) line is z/β for $\beta = 2$, dotted (blue) is z/β for $\beta = 4$, all as a function of z . (blue) line is z/β for $\beta = 4$. The values $\beta = 1, 2, 4$ correspond to the pre-phase transition, critical, and post-phase transition values in that order.

ter is the total magnetization $\vec{M} = \frac{1}{N} \sum_{j=1}^N \vec{m}_i$ where \vec{m}_i was defined to be $(\cos \phi_i, \sin \phi_i)$.

Showing that the canonical partition function in the ϕ coordinate frame model and the HMF model are equivalent necessitates a more detailed discussion of the equilibrium behaviors in the ϕ frame. Campa et al. [9], in their review of the HMF model, rigorously show ensemble equivalence between the canonical and microcanonical ensemble of the HMF model. In light of this fact, a large N microcanonical simulation should be able to produce equilibrium behavior like the phase transition mentioned above. The temperature in a numerical simulation of a system with many particles would be “set” through a choice of the initial momenta distribution. In this type of simulation, it is common practice to compute the order parameter and free energy [1, 6, 18], begging the question: does a large microcanonical simulation of Eq. (15) approximate the expected equilibrium behavior? Also, since the index-dependent model in equilibrium with a heat bath can be described by the HMF model, would the dynamics of such a simulation qualitatively resemble those in the HMF model? The answer to both of these questions is *no* if one were to find the equations of motions in ϕ_i for

some large N and then compare them to an HMF model or the x coordinate frame. As stated, this discrepancy may appear to detract from our result. Indeed, it uncovers a conceptual omission in the model, but it is one whose rectification gives insight into the models ensemble equivalence property of the model, or lack thereof. The omission was in the arbitrary scaling of x which we will now rectify.

We introduce the parameter L which generalizes the scaling in Eq. (2) to

$$x \rightarrow \frac{2\pi L}{Nd}x, \quad (44)$$

making the position of the i^{th} particle

$$x_i = \frac{2\pi Li}{N} + \frac{2\pi L \ell}{N} \frac{d}{d} \theta_i. \quad (45)$$

and changing the definition of ϕ_i to $\phi_i \equiv 2\pi L \ell \theta_i / Nd$. It can be shown that the introduction of L only changes the final result of the partition function by a constant factor of L due to the enlarged limits of integration. Numerically, we find is that if $L \gg 1$, then the simulations in ϕ closely reproduce the dynamics of HMF model simulations (dynamics in x). Therefore, for large L the microcanonical simulations can approximate equilibrium and the answers to the previous questions - does a large microcanonical simulation of Eq. (15) approximate the expected equilibrium behavior, and since the index-dependent model in equilibrium with a heat bath can be described by the HMF model, would the dynamics of such a simulation qualitatively resemble those in the HMF model? - becomes *yes*. Alternatively, the coordinate frame inequivalence is most extreme for small L . These numerical results were found using initial conditions that are randomly distributed ϕ_i about the domain $[-L\pi, L\pi]$. It should be stated that for the rest of this paper we work with $L = 1$ because we are interested in cases where the ϕ coordinate frame is markedly different than the x coordinate frame.

IV. NON-EQUILIBRIUM RESULTS

For a system of pendula, it is interesting to study an initial configuration where all pendula are set to random small displacements from $\phi_i = 0$. Specifically we initialize the i^{th} pendulum angle, ϕ_i , randomly in the range $[-\pi/N, \pi/N]$. In x the indices are ordered in x such that $x_1 < x_2 < x_3 < \dots < x_N$ and the i^{th} bob is randomly distributed in the range $[2\pi i/N - \pi/N, 2\pi i/N + \pi/N]$. It is possible to make some general statements about the dynamics of this configuration in x using the equations of motion. Expressing the Hamiltonian with terms that are quadratic in ϕ yields

$$H_I = \frac{\gamma}{2N} \sum_{ij} \left\{ \sin \left[\frac{2\pi(i-j)}{N} \right] (\phi_i - \phi_j) - \cos \left[\frac{2\pi(i-j)}{N} \right] \left(1 - \frac{\phi_j^2}{2} - \frac{\phi_i^2}{2} + \phi_i \phi_j \right) \right\}. \quad (46)$$

With this expression, the equations of motion for the i^{th} particle can be written as

$$\ddot{\phi}_i = \dot{p}_i = \frac{\partial H}{\partial \phi_i}, \quad (47)$$

from which we obtain

$$\ddot{\phi}_i = \frac{-\gamma}{2N} \sum_j \left\{ \cos \left[\frac{2\pi(i-j)}{N} \right] (\phi_j - \phi_i) + \sin \left[\frac{2\pi(i-j)}{N} \right] \right\}. \quad (48)$$

In the above equation, the last term and the $\cos [2\pi(i-j)/N] \phi_i$ term sum to zero, leading to

$$\ddot{\phi}_i = \frac{-\gamma}{2N} \sum_j \cos \left[\frac{2\pi(i-j)}{N} \right] \phi_j. \quad (49)$$

Using the difference formula, we write the acceleration as

$$\ddot{\phi}_i = \frac{-\gamma}{2} \left[\cos\left(\frac{2\pi i}{N}\right) \langle \mu_1 \rangle + \sin\left(\frac{2\pi i}{N}\right) \langle \mu_2 \rangle \right], \quad (50)$$

where $\mu_1 = \phi_j \cos(2\pi i/N)$ and $\mu_2 = \phi_j \sin(2\pi i/N)$. The mass (moment of inertia) has been set to unity so the above expression is the force as a function of index, $\ddot{\phi}_i = F(i)$. If $\langle \mu_1 \rangle$ and $\langle \mu_2 \rangle$ are known, then the initial dynamics of the system are elucidated by Eq. (50), but in the case of randomly initialized ϕ_i the $\langle \mu_1 \rangle$ and $\langle \mu_2 \rangle$ are also random and can be different from one another in both magnitude and sign. However, a general description of the results can be given without exactly knowing these coefficients. Equation (50) shows that the initial force on a given particle depends on its position because the indices are ordered in x . In the continuum (thermodynamic limit), the force takes the form

$$F(x) \equiv \frac{-\gamma}{2} (\langle \mu_1 \rangle \cos x + \langle \mu_2 \rangle \sin x). \quad (51)$$

Therefore $\langle \mu_1 \rangle$ and $\langle \mu_2 \rangle$ partly play the role of the amplitude of this force as a function of x , but also can shift the $\cos x + \sin x$ spatial dependence, which is periodic over the system length. In Fig. 4, we show a fit of the force as a function of x using Eq. (51) as well as the actual force calculated for an example set of initial conditions. The domain in Fig. 4 can be split into two pieces (independent of μ)- one where the particles experience a positive force, the other in which the particles experience a negative force. As time is increased, the movements of the particles evolve the coefficients $\langle \mu_1 \rangle$ and $\langle \mu_2 \rangle$ in such a way that the magnitude of the force decreases to zero for all particles and then switches sign complementary to the original force. This results in a standing compression wave of the particles with a wavelength 2π . The compression wave is not stable and eventually two clusters form about each node. These two clusters are often referred to as a ‘‘bicluster’’, or the antiferromagnetic state in the HMF model, and have been explained by Barré et al. by analysing the Vlasov equation. They find that the initial com-

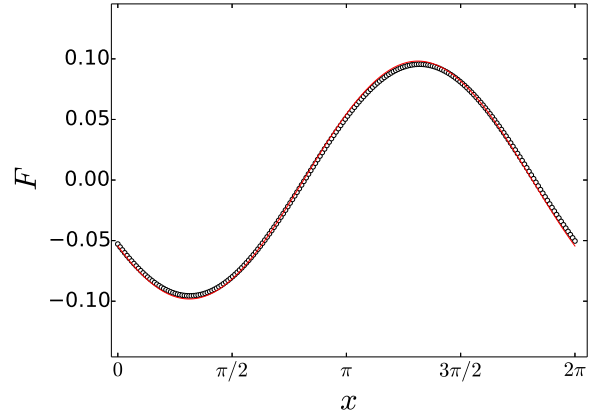


Figure 4. Numerical (blue) and theoretical (red) value of the $t = 0$ force felt by each particle as a function of its position. This configuration was made with $N = 200$ and $\gamma = 10$. The initial ϕ_i used for the numerical calculation were chosen randomly in the range $[0, 2\pi/N)$ which was restricted to positive values so that the sign of the initial $\langle \mu_1 \rangle$ and $\langle \mu_2 \rangle$ were known to be positive. This is not significantly different than when the range of ϕ_i is centred about 0. The theoretical curve is fitted using Eq. (51) with $\langle \mu_1 \rangle = 0.0109$ and $\langle \mu_2 \rangle = 0.0163$.

pression wave (referred to by a different name) creates an effective double-well potential giving rise to the bicluster [19]. The question of the bicluster stability has not yet been definitely answered, but for a detailed discussion we refer the reader to Leyvraz et al. [20]. Given the simple mapping between the ϕ and x coordinate frames, we should also be able to show the initial form of the force in x as well. As presented in Eq. (15), the Hamiltonian in the x coordinate frame only differs from the HMF model by a constant $\gamma/2$. In x , H_I is

$$H_I = \frac{\gamma}{2N} \sum_{i,j=1}^N \cos(x_i - x_j). \quad (52)$$

Using the difference identity, we find the equations of motion for the i^{th} particle to be

$$\ddot{x}_i \frac{-\gamma}{2N} \left(-\sin x_i \sum_j \cos x_j + \cos x_i \sum_j \sin x_j \right). \quad (53)$$

The sums over cosine and sine of x_j play the

same role as $\langle \mu_1 \rangle$ and $\langle \mu_2 \rangle$, and the force at a given position x_i is clearly of the same form as that shown in Eq. (50).

Depending on $\langle \mu_1 \rangle$ and $\langle \mu_2 \rangle$, all ϕ_i oscillate about zero with amplitudes and phases that depend on their location x_i as discussed above. As the clustering in x begins, the ϕ_i begin to spread out over the full domain $[0, 2\pi)$ and continue to do so until it is covered. The more interesting case in ϕ is when all ϕ_i are initially randomly distributed in ranges that depend on their index, specifically when ϕ_i are chosen in the ranges. $[2\pi i/N - \pi/N, 2\pi i/N + \pi/N)$ so that $\phi_1 < \phi_2 < \phi_3 < \dots < \phi_N$. It should be noted that in this new configuration the dynamics in x are nearly identical to the configuration previously discussed for ordered x_i . The dynamics in ϕ differ *drastically* between the two cases though. In this ordered angle case, we find some interesting grouping of the scaled angles.

Initially the bobs oscillate with an amplitude that depends sinusoidally on their position in ϕ , similar to the previous discussion in the x picture but with four nodes where the ϕ_i remain relatively stationary. Once again this behavior could be thought of as a standing compression wave, but in ϕ_i it has a wave length of π whereas in the x picture it had a wavelength of 2π . As the system evolves, all ϕ_i slowly begin to shift towards the nodes of this standing wave until there are four clusters of the angles. After some time, the angles begin to re-distribute themselves randomly about the domain. The distribution of ϕ_i in these three regimes is summarized in three histograms shown in Fig. 5. Aside from the number of clusters, there are two primary differences between the clustering in ϕ and the clustering in x : (i) The clustering in ϕ *only* occurs when the angles are ordered in the method described above, whereas the dynamics in x look identical regardless of the distribution in x , presuming it is somewhat homogeneous about the domain. (ii) The clustering in ϕ is a quasistationary state whereas the clustering in x exists for much longer times regardless of the system size. Since the clustering in ϕ is quasistationary, a properly prepared system could exist in the clustered angle state for an arbitrarily long time but only for large N . We can view the effect of increasing N and

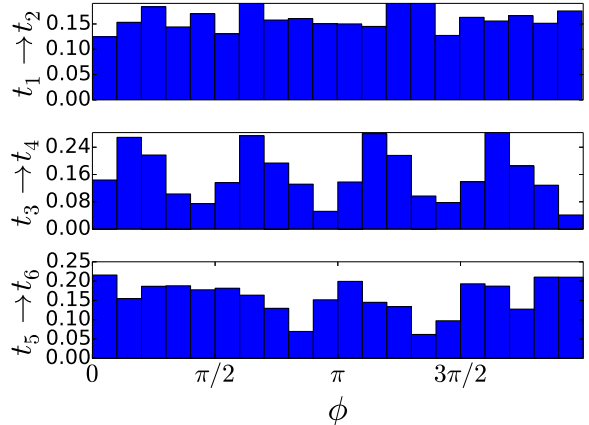


Figure 5. These three histograms are made by binning ϕ_i of 50 particles over three different periods of time with $\gamma = 10$. Going from top to bottom each period of time belongs to the dynamical regime of: standing “compression wave” in ϕ_i from initial configuration of $\phi_i \in [i - 2\pi/N, i + 2\pi/N)$, clustered motion about the four initial nodes of the compression wave, ϕ_i disordered final state. Specifically the values of t are: $t_1 = 0$, $t_2 = 50$, $t_3 = 100$, $t_4 = 200$, $t_5 = 7,000$, $t_6 = 7,200$.

therefore the lifetimes of the clustered states by observing the order of the particle index as a function of time. In Fig. 6(a)-(c), we show that as N is increased, the time it takes for particles to fully mix increases. This is shown by plotting the indices on a color scale from 0 (blue) to $N - 1$ (red) along the horizontal axis as time is increased along the vertical axis. In Fig. 6(d), we show how the ordering of the particles changes at the very beginning of clustering for $N = 100$. Figure. 6 also shows that the compression wave is not quasistationary since it quickly reduces to the clustered state regardless of N .

V. CONCLUSION

Though the application of statistical mechanics and thermodynamics to systems with long-range interactions may not always be appropriate, we find that the canonical partition function improves our understanding of a system of pendula with long-range interacting bobs. Solving for the canonical partition function of the Hamiltonian in Eq. (15), we show that the equilibrium

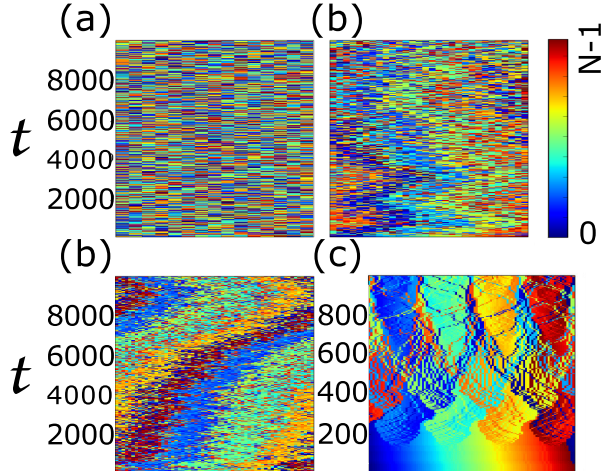


Figure 6. Each particle is colored from blue, representing the smallest index, to red, representing the largest index. The order of the particles indices at a given moment in time is plotted along the horizontal axis. Time increases along the vertical axis. (a) $N = 15$. (b) $N = 30$. (c) $N = 60$. (d) $N = 100$, where a smaller range of time is shown in order to see the mixing of the indices as the angles begin to cluster.

behavior in the ϕ coordinate frame is equivalent to the x coordinate frame, i.e. the HMF model. As we have argued that the Hamiltonian in Eq. (15) describes the behavior of the angles of repulsive or attracting pendulum bobs (see Fig. 1), then the proven equivalence of the canonical partition function of Eq. (15) and the Hamiltonian mean field model suggests that the Hamiltonian mean field model sufficiently describes the angles of a system of pendula in equilibrium. Ensemble equivalence between the microcanonical ensemble and the canonical ensemble is known for the Hamiltonian mean field

model [9] and because of this, the microcanonical simulations could be used to approximate equilibrium behavior. We find numerically that in the case of large system lengths, L , the dynamics of the system in ϕ resemble the dynamics of the Hamiltonian mean field model, equivalently the behavior of the system in x . Therefore for large system sizes of long pendula in equilibrium, the HMF model describes their dynamics and statistics.

In this paper we also briefly discuss two particular sets of non-equilibrium results. In one case, the system is initialized with small ϕ_i so that x_i are distributed relatively evenly throughout the x domain. This initial configuration essentially gives rise to the “repulsive” low temperature HMF model which exhibits interesting non-equilibrium behavior and is described in great detail by [19, 21]. In the second case, in which ϕ_i are ordered by their index i , we show there is a compression wave in ϕ , followed by clustering, and finally a mixed index state displaying no apparent order or structure. This is in contrast to the dynamics produced by a randomly distributed set of initial ϕ_i which begins and then remains in a random disordered state. The clustering that can occur in ϕ is different from the clustering in x because it only occurs when the angles are initially ordered and because it is quasistationary; the lifetime increases with the number of particles in the system.

ACKNOWLEDGMENTS

We would like to acknowledge the support and generosity of Anand Sharma. This work is partially supported by a contract from NASA (NNX13AD40A).

-
- [1] T. Dauxois, S. Ruffo, E. Arimondo, and M. Wilkens, in *Dynamics and Thermodynamics of Systems with Long-Range Interactions*, Lecture Notes in Physics, Vol. 602, edited by T. Dauxois, S. Ruffo, E. Arimondo, and M. Wilkens (Springer Berlin Heidelberg, 2002) pp. 1–19.
- [2] M. Kac, G. E. Uhlenbeck, and P. C. Hemmer,

- Journal of Mathematical Physics **4**, 216 (1963).
- [3] C. Sire and P.-H. Chavanis, Physical Review E **66**, 046133 (2002).
- [4] A. Antoniazzi, D. Fanelli, J. Barré, P.-H. Chavanis, T. Dauxois, and S. Ruffo, Physical Review E **75**, 011112 (2007).
- [5] H. Christodoulidi, C. Tsallis, and T. Bountis, EPL (Europhysics Letters) **108**, 40006 (2014).

- [6] M. Antoni and S. Ruffo, *Physical Review E* **52** (1995).
- [7] S. Inouye, M. Andrews, and J. Stenger, *Nature* **392**, 151 (1998).
- [8] D. O'dell, S. Giovanazzi, G. Kurizki, and V. Akulin, *Physical Review Letters* , 5687 (2000).
- [9] A. Campa, T. Dauxois, and S. Ruffo, *Physics Reports* **480**, 57 (2009).
- [10] A. Campa, A. Giansanti, and D. Moroni, *Phys. Rev. E* **62**, 303 (2000).
- [11] A. Campa, A. Giansanti, and D. Moroni, *Journal of Physics A: Mathematical and General* **36**, 6897 (2003).
- [12] C. Anteneodo and C. Tsallis, *Phys. Rev. Lett.* **80**, 5313 (1998).
- [13] F. Tamarit and C. Anteneodo, *Phys. Rev. Lett.* **84**, 208 (2000).
- [14] L. J. Cirto, V. R. Assis, and C. Tsallis, *Physica A: Statistical Mechanics and its Applications* **393**, 286 (2014).
- [15] Y. Levin, R. Pakter, F. B. Rizzato, T. N. Teles, and F. P. Benetti, *Physics Reports* **535**, 1 (2014), nonequilibrium statistical mechanics of systems with long-range interactions.
- [16] T. N. Teles, F. P. D. C. Benetti, R. Pakter, and Y. Levin, *Physical Review Letters* **109**, 230601 (2012).
- [17] A. Altland and B. Simons, *Condensed Matter Field Theory* (Cambridge University Press, 2006).
- [18] G. Miritello, a. Pluchino, and a. Rapisarda, *EPL (Europhysics Letters)* **85**, 10007 (2009).
- [19] J. Barr, T. Dauxois, and S. Ruffo, *Physica A: Statistical Mechanics and its Applications* **295**, 254 (2001), proceedings of the IUPAP International Conference on New Trends in the Fractal Aspects of Complex Systems.
- [20] F. Leyvraz, M.-C. Firpo, and S. Ruffo, *Journal of Physics A: Mathematical and General* **35**, 4413 (2002).
- [21] T. Dauxois, P. Holdsworth, and S. Ruffo, *The European Physical Journal B- ...* **16**, 659 (2000).