

Filling the gaps between model predictions and their prerequisites in electric dipole moments.

Takeshi Fukuyama^{a, 1} and Koichiro Asahi^{b, 2}

^a *Research Center for Nuclear Physics (RCNP), Osaka University, Ibaraki, Osaka, 567-0047, Japan*

^b *Department of Physics, Tokyo Institute of Technology, 2-12-1 Oh-okayama, Meguro, Tokyo 152-8551, Japan*

Abstract

We clarify the conditions or assumptions under which theoretical predictions of various models beyond the standard model give mainly in electric dipole moments. The correct interpretation of those conditions seems to be indispensable to the refinements of model building as well as to the mutual reliance in experimental and theoretical communities. The connections of these analyses to the recent experimental results at the LHC and the other places are also discussed.

PACS numbers: 11.30.Er, 12.60.-i,

¹E-mail:fukuyama@se.ritsumei.ac.jp

²E-mail:asahi@phys.titech.ac.jp

1 Introduction

Permanent electric dipole moments (EDMs) of particles are smoking guns of new physics beyond the standard model (BSM). Indeed, the standard model (SM) predicts EDMs of all particles far beyond the upper bounds of ongoing and near-future experiments, whereas many models beyond the SM (BSM models) suggest many orders of magnitudes larger than those of the SM. Some of them seem to give even larger values than the existing upper bound of experiments. Another peculiar property of EDM is that it appears in a variety of hierarchical stages of matter. For instance, electron EDM appears also in paramagnetic atoms and molecules in enhanced forms. This drives us to study, beyond particle physics, a wide range of fields, nuclear physics, atomic physics, chemical physics, and solid state physics. These properties, a variety of models and a variety of EDM appearances, motivated us to write the review of EDM which resumes these diverse fields in a compact and self-complete form [1]. However, experimental developments are beyond our expectation. Especially, the recent improvement of the upper bound on electron EDM by ACME [2] and the discovery of 126 GeV Higgs particle and the negative searches for SUSY particles by the Large Hadronic Collider (LHC) at CERN are especially impressive [3] [4]. They give rich precious informations to models and force them to be modified. There have arisen many discussions between the experimental and theoretical communities. In these situations it is very useful if many scientists over the wide regions can easily see the list of predictions made by various models. One of the most excellent and well known one may be Figure 1 by Pendlebury and Hinds [5]. Unfortunately, we have seen very frequently that so many peoples cite these model results without carefully considering the conditions or assumptions under which their results are obtained. These situations are not happy for the mutual understanding between experimental and theoretical communities, and model building itself. This is the motivation of this letter. The main objects of this letter, therefore, are to clarify the above mentioned conditions, referring the details of calculations to [1], and to add some comments on the connections to the recent great experimental results.

2 EDMs in the SM

In the SM, EDMs come from Kobayashi-Maskawa CP violating phase [6], apart from possible very small contribution from θ term in quark sector. We resume in Table I the predicted EDM values of various particles in the framework of the SM and experimental results. The detailed explanations of it are given in [1].

As a result of loop corrections, the effective Lagrangian is written as

$$\begin{aligned}
 & -i\bar{\psi}_i \left(A_L^{ij} P_L + A_R^{ij} P_R \right) \sigma^{\mu\nu} \psi_j F_{\mu\nu} \\
 & = \frac{-i}{2} (A_L^{ij} + A_R^{ij}) \bar{\psi} \sigma^{\mu\nu} \psi F_{\mu\nu} + \frac{1}{2} (A_R^{ij} - A_L^{ij}) \bar{\psi} \sigma^{\mu\nu} \gamma^5 \psi F_{\mu\nu} \\
 & = (A_L^{ij} + A_R^{ij}) \bar{\psi} \begin{pmatrix} \vec{\sigma} \cdot \vec{B} & 0 \\ 0 & \vec{\sigma} \cdot \vec{B} \end{pmatrix} \psi + i(A_R^{ij} - A_L^{ij}) \bar{\psi} \begin{pmatrix} 0 & \vec{\sigma} \cdot \vec{E} \\ \vec{\sigma} \cdot \vec{E} & 0 \end{pmatrix} \psi, \quad (1)
 \end{aligned}$$

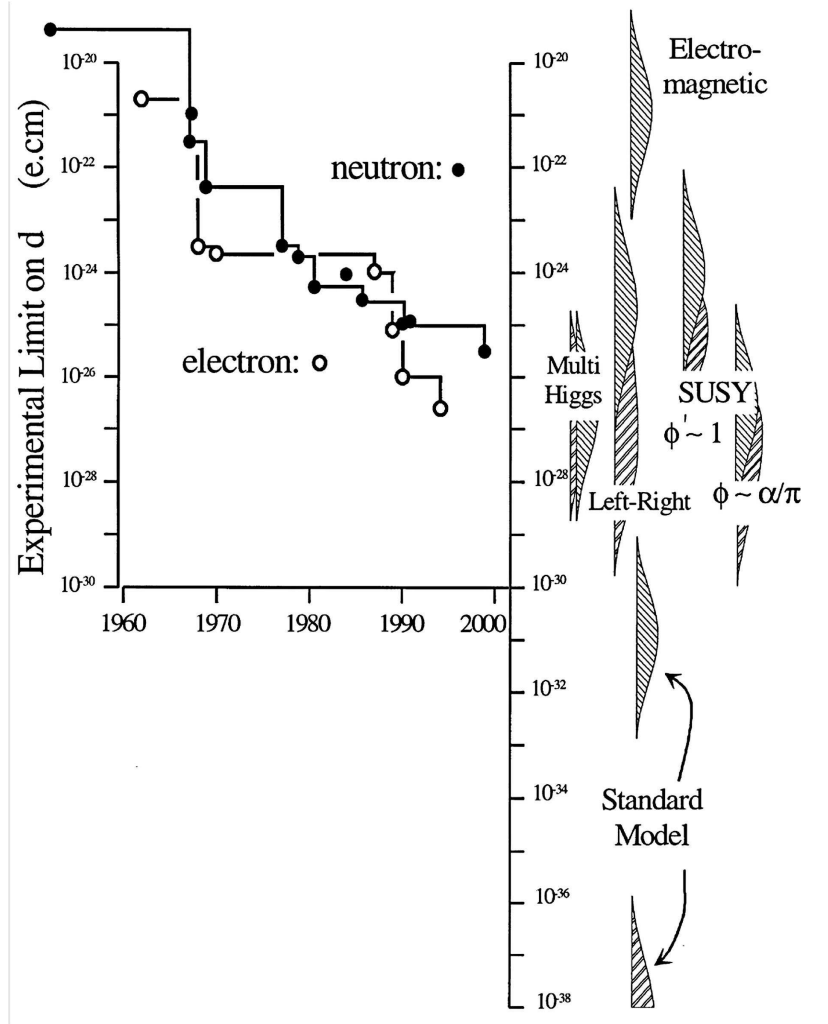


Figure 1: Graph on the left:History of experimental upper limits on the electron and neutron EDM. Right: Characteristic EDM predictions in various particle theory models. Predictions for the electron EDM tend to lie lower than for the neutron and are hatched with double lines cited from [5] by permission.

where notations follow those in [1]. For the EDM and magnetic dipole moment (MDM), we take zero momentum of the photon. Then imaginary part of coefficients of the effective interaction vanishes because of the optical theorem (imaginary part of the forward scattering amplitude is given by the sum of possible cuts of intermediate states). We have an anomalous MDM a_ψ and EDM d_ψ of particle ψ as

$$a_\psi = \frac{g-2}{2} = -\frac{2m_\psi}{eQ_\psi} \Re(A_R^{ii} + A_L^{ii}), \quad (2)$$

$$d_\psi = 2 \Im(A_R^{ii} - A_L^{ii}). \quad (3)$$

Here \Re and \Im express taking the real and imaginary parts, respectively.

Table 1: The resume of EDM values or bounds from theoretical and experimental sides. The second, third, and fourth columns are the number of loops in the first graph giving nonzero value in the SM, EDM value in the SM, and experimental upper bounds, respectively. (*) The SM bound of nucleons from Schiff moment of Hg is much weaker than those of 3-loop diagram, $d_n < 4.0 \times 10^{-25}$, $d_p < 3.8 \times 10^{-24}$ e cm [8].

particle	loop number	EDM value in SM/(e cm)	experimental upper bound/(e cm)
quark	3	$d_d \approx 10^{-34}$	
neutron	3	$d_n \approx 10^{-32}$ [7](*)	2.9×10^{-26} [9]
proton	3	$d_p \approx 10^{-32}$ (*)	7.9×10^{-25} [10]
deuteron		$d_D \approx 1.5 \times 10^{-31}$ [11]	
W boson	3	$d_W \approx 8 \times 10^{-30}$	
lepton	4	$ d_e \approx 8 \times 10^{-41}$	$ d_e \leq 8.7 \times 10^{-29}$ [2] $ d_\mu = 1.9 \times 10^{-19}$ [12]

For neutron EDM, we must take a contribution of chromo EDM \tilde{d} [13]

$$d_n = (1 \pm 0.5) \frac{|\langle \bar{q}q \rangle|}{225\text{MeV}^3} \left[0.55e(\tilde{d}_d + 0.5\tilde{d}_u) + 0.7(d_d - 0.25d_u) \right]. \quad (4)$$

The experimental bound on nucleon may be obtained from the experimental value of ^{199}Hg EDM [10],

$$d_{\text{Hg}} \leq 3.1 \times 10^{-29} \text{ [e cm]} \quad (95\% \text{ C.L.}) \quad (5)$$

and theoretical estimations

$$d_{\text{Hg}} = -(\tilde{d}_d - \tilde{d}_u - 0.012\tilde{d}_s) \times 3.2 \times 10^{-2} e \quad (6)$$

by the QCD sum rule [14] and

$$d_{\text{Hg}} = -(\tilde{d}_d - \tilde{d}_u - 0.0051\tilde{d}_s) \times 8.7 \times 10^{-3} e \quad (7)$$

by the chiral Lagrangian method [15].

EDMs of light nuclear systems are calculated by combining effective $\Delta S = 1$ four quark interactions and π , η interaction [11].

For electron EDM there are many ongoing and near-future ambitious experiments using polarized molecules. The advantage of diatomic molecule is due to strong internal electric field and close rotation-vibration energy levels etc. [1, 16, 17]. So experimental d_e will severely constrain BSM models in near-future.

3 EDMs in New Physics

In this section, we explain on the model predictions and their prerequisites in the typical models, two Higgs doublet model, left-right symmetric models, MSSM, and SUSY SO(10) GUT models.

3.1 Two Higgs Doublet Models (2HDMs)

As the simplest extension of the Higgs sector of the SM which has only one Higgs doublet ϕ_1 , another Higgs doublet ϕ_2 is introduced in the 2HDMs [18, 19, 20].³ There are several types of the model depending on which doublet couples with which fermion:

- type I (SM-like) : ϕ_1 couples with all fermions
 ϕ_2 decouples from fermions
 - type II (MSSM-like) : ϕ_1 couples with down-type quarks and charged leptons
 ϕ_2 couples with up-type quarks
 - type III (general) : both of Higgs doublets couple with all fermions
- etc.*

ϕ_i have vacuum expectation values (vevs) $\langle\phi_i\rangle = v_i$ $i = 1, 2$ and they are rotated by $\beta = \tan^{-1} v_2/v_1$ as

$$\Phi_1 = \begin{pmatrix} G^+ \\ \frac{v+H_1+iG^0}{\sqrt{2}} \end{pmatrix}, \quad \Phi_2 = \begin{pmatrix} H^+ \\ \frac{H_2+iA}{\sqrt{2}} \end{pmatrix} \quad (8)$$

with $v = \sqrt{v_1^2 + v_2^2}$. Here H_i and A are CP-even and CP-odd, respectively. Fig. 1 contributes to EDM via

$$\begin{aligned} \langle H_1 A \rangle &= \frac{1}{2} \sum_n \frac{\sin 2\beta \Im Z_{0n}}{q^2 - m_n^2}, \\ \langle H_2 A \rangle &= \frac{1}{2} \sum_n \frac{\cos 2\beta \Im Z_{0n} - \Im \tilde{Z}_{0n}}{q^2 - m_n^2}, \end{aligned} \quad (9)$$

where the summation is over all the mass eigenstates of neutral Higgs bosons, and the explicit forms of Z_{0n} and \tilde{Z}_{0n} are given in [21].

One-loop diagram (Fig. 2 (a)) contribution irrelevant to strong interaction is

$$d_{e,\mu}^{1\text{-loop}} = \frac{e\sqrt{2}G_F \tan^2 \beta}{(4\pi)^2} (m^3/m_0^2) [\ln(m^2/m_0^2) + 3/2] (\Im Z_0 + \Im \tilde{Z}_0) \quad (10)$$

in the limit of $m^2/m_0^2 \ll 1$. Here m_0 is the mass of the lightest neutral Higgs boson and $m = m_e, m_\mu$ [22].

However two-loop Barr-Zee diagram (Fig. 2 (b)) dominates over the one-loop diagram [23]. Dominant top loop diagram, for instance, gives

$$d_{e,\mu}^{\text{top}} = -\frac{16}{3} \frac{em_{e,\mu}\alpha\sqrt{2}G_F}{(4\pi)^3} \{ [f(r_t) + g(r_t)] \Im Z_0 + [g(r_t) - f(r_t)] \Im \tilde{Z}_0 \} \quad (11)$$

³We may consider the triplet Higgs model as a simpler model than 2HDM. However, it does not give any predictable CP phase and we do not discuss here.

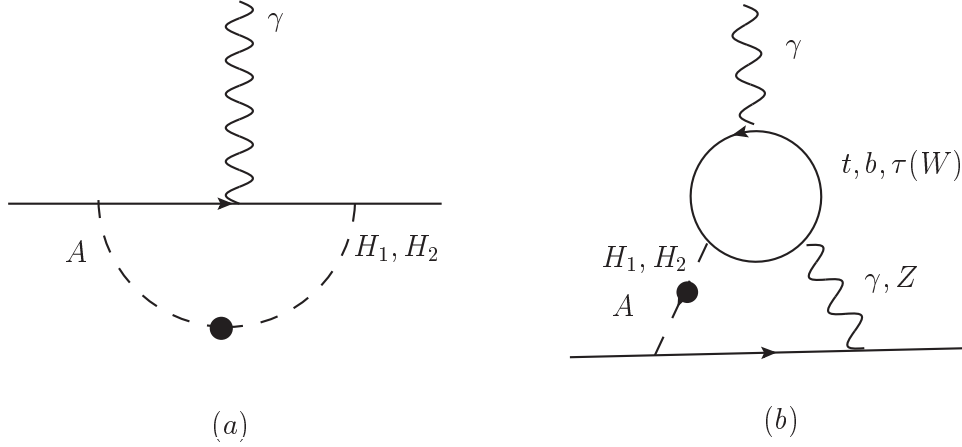


Figure 2: Diagrams contributing to EDMs of electron and muon in 2HDM.

with $r_t = m_t^2/m_0^2$. Here loop functions are given by

$$f(r) = \frac{r}{2} \int_0^1 dx \frac{1 - 2x(1-x)}{x(1-x) - r} \ln \left[\frac{x(1-x)}{r} \right], \quad (12)$$

$$g(r) = \frac{r}{2} \int_0^1 dx \frac{1}{x(1-x) - r} \ln \left[\frac{x(1-x)}{r} \right] \quad (13)$$

and

$$\frac{em\alpha\sqrt{2}G_F}{(4\pi)^3} \approx 1 \times 10^{-25} (m/(0.1\text{GeV})) [\text{e cm}]. \quad (14)$$

The other loop contributions are given in [22] [24].

♣ **Condition;**

By comparing Eq.(11) with Fig.1, you can easily see that the estimated values in (14) and in [5] are in units of $\Im Z_0$. However, it is probable that $|\Im Z_0| \ll 1$. Indeed, the masses of neutral and charged Higgses and phases are tightly constrained from $R_b \equiv \frac{\Gamma(Z \rightarrow b\bar{b})}{\Gamma(Z \rightarrow \text{hadrons})}$, $\Gamma(b \rightarrow s\gamma)$, $\bar{B}^0 - B$ mixing, ρ parameter etc., and we should take those constraints into account. Also Z_0 satisfies the sum rule [21]

$$\sum_n \tilde{Z}_{n0} = \sum_n Z_{n0} = 0. \quad (15)$$

Even if we assumed $|\Im Z_0| = 1$, the estimated value amounts to be $O(10^{-27})$ [e cm] for electron EDM. However, it is true that the recent experiment [2] gives severe constraints on the type II model. It should be remarked that EDM is linear in its mass for two-loop and cubic for one-loop diagrams. Here we have given the formulae for the type II model. It can be easily modified for the type I and the other models [25] in which the numerical values of chromo EDMs in 2HDM are also given under special assumptions of four unknown Higgs self coupling constants. One

of the most typical processes to check 2HDM is the 4σ excess of tauonic B decay from the SM, $\overline{B} \rightarrow D^{(*)}\tau\overline{\nu}_\tau$. Unfortunately, however, the type II model (and probably the other types also) may be excluded at least in their naive forms from the experiment, that is, mismatch of $R(D)$ and $R(D^*)$ in terms of $\tan\beta/m_{H^\pm}$ [26]. Here

$$R(D) \equiv \frac{Br(\overline{B} \rightarrow D\tau^-\overline{\nu}_\tau)}{Br(\overline{B} \rightarrow Dl^-\overline{\nu}_l)} \quad (16)$$

and l is either e or μ . Also we need more constraints by applying the model to many phenomena. In this sense, recent indications of diphoton excess at 750 GeV found at the LHC [27, 28] might be a good chance for it. This is because 2HDM has additional neutral Higgses, H_0 , $A_0 \equiv \chi$. Unfortunately these contributions to $\chi \rightarrow \gamma\gamma$ come from top quark loop and severely suppressed by $m_t \ll m_\chi \approx 750$ GeV [29]. In order to realise the observed data, in most cases, heavy vectorlike fermions are introduced. This is the very drastic change of physics. We need more definite and broad events supporting such fermions. In this sense more precise values of resonance at 750 GeV.

3.2 Left-Right (LR) Symmetric Models

There are many LR models. The smallest gauge group of LR symmetry is

$$SU(2)_L \times SU(2)_R \times U(1)_{B-L} \quad (17)$$

Then charge quantization [30][31],

$$Q = I_{3L} + I_{3R} + \frac{1}{2}(B - L), \quad (18)$$

is realized. If we consider it as a remnant from $SO(10)$, $SO(10) \rightarrow SU(4)_c \times SU(2)_L \times SU(2)_R$ (If we start from this group, it is called the Pati-Salam (PS) model.), it satisfies at a certain energy scale v_{PS}

$$g_L = g_R \quad (19)$$

and PS model is unified at M_{GUT} as

$$\frac{M_4}{\alpha_4} = \frac{M_{2L}}{\alpha_{2L}} = \frac{M_{2LR}}{\alpha_{2R}} = \frac{M_{1/2}}{\alpha_{GUT}}. \quad (20)$$

Also mixing matrices of left-handed and right-handed fermions are the same. Of course, these constraints are realized at v_{PS} but break down as the energy goes down to the SM scale by renormalization effects. However, we do not assume such scheme here. Matters and Higgs are assigned as

$$\Phi \equiv \begin{pmatrix} \phi_1^0 & \phi_2^+ \\ \phi_1^- & \phi_2^0 \end{pmatrix} = (1, 2, 2, 0), \quad (21)$$

$$Q_L = \begin{pmatrix} u_L^i \\ d_L^i \end{pmatrix} = (3, 2, 1, 1/3), \quad Q_R = \begin{pmatrix} u_R^i \\ d_R^i \end{pmatrix} = (3, 1, 2, 1/3) \quad (22)$$

under $SU(3)_c \times SU(2)_L \times SU(2)_R \times U(1)_{B-L}$. Left and right-handed doublets of lepton, L_L and L_R , having the quantum number $(1, 2, 1, -1)$ and $(1, 1, 2, -1)$, are also incorporated.

Φ couples with $\overline{Q}_L Q_R$, so $(B-L)(\Phi) = 0$. This and (18) indicate that the symmetry breaking

$$\langle \Phi \rangle = \begin{pmatrix} \kappa & 0 \\ 0 & \kappa' e^{i\lambda} \end{pmatrix} \quad (23)$$

leads to $U(1)_{I_{3L}+I_{3R}} \times U(1)_{B-L}$ and not to $U(1)_Q$ [32]. So we need additionally, for instance,

$$\Delta_L = (3, 1, 2), \quad \Delta_R = (1, 3, 2). \quad (24)$$

Then the mass matrix of charged L-R weak bosons becomes

$$\begin{pmatrix} \frac{1}{2}g^2(\kappa^2 + \kappa'^2 + 2v_L^2) & g^2\kappa\kappa' \\ g^2\kappa\kappa' & \frac{1}{2}g^2(\kappa^2 + \kappa'^2 + 2v_R^2) \end{pmatrix}, \quad (25)$$

where v_L and v_R are vevs of Δ_L and Δ_R , respectively ($v_R \gg v_L$). The transformation angle ζ from $W_{L,R}$ to mass eigenstates $W_{1,2}$,

$$W_1 = W_L \cos \zeta - W_R \sin \zeta e^{i\lambda}, \quad W_2 = W_L \sin \zeta e^{-i\lambda} + W_R \cos \zeta, \quad (26)$$

is given by

$$\tan 2\zeta = \frac{2\kappa\kappa'}{v_R^2 - v_L^2} \approx \frac{M_{W_L}^2}{M_{W_R}^2}. \quad (27)$$

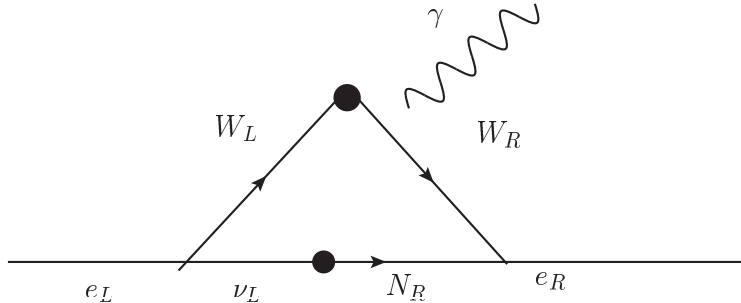


Figure 3: LR symmetric diagram giving rise to electron EDM.

Lepton EDM comes mainly from the diagram (Fig. 3) and is given by [33]

$$d_e = \frac{eG_F}{8\sqrt{2}\pi^2} I_1\left(\frac{m_R^2}{M_{W_L}^2}, 0\right) \sin 2\zeta \Im(m_D) \quad (28)$$

$$= 2.1 \times 10^{-24} I_1\left(\frac{m_R^2}{M_{W_L}^2}, 0\right) \sin 2\zeta (\Im(m_D)/1\text{MeV}) \text{ [e cm]}. \quad (29)$$

Here m_R (m_D) is the mass of heavy right-handed neutrino N_R (Dirac neutrino), and the mass of light left-handed neutrino ν_L is given by $m_\nu \approx m_D^2/m_R$ for the type I seesaw. The loop function I_1 is

$$I_1(r, 0) \approx \frac{2}{(1-r)^2} \left(1 - \frac{11}{4}r + \frac{1}{4}r^2 - \frac{3r^2 \ln r}{2(1-r)} \right). \quad (30)$$

Inserting the observed upper limit of

$$|\sin 2\zeta| < 2.74 \times 10^{-3} \text{ or } \zeta \approx \frac{M_{W_L}^2}{M_{W_R}^2} \quad (31)$$

with

$$M_{W_R} > 2.15 \times 10^3 \text{ GeV } 95\% \text{C.L.}, \quad (32)$$

we obtain

$$|d_e| < 2.8 \times 10^{-27} \frac{|\Im(m_D)|}{\text{MeV}} \text{ e cm} \quad \text{for} \left(\frac{m_R}{M_{W_L}} \right)^2 \gg 1. \quad (33)$$

Here we have considered a TeV order seesaw. It is more probable that m_D is of order of top quark mass but in this case v_R amounts to $O(10^{13})$ GeV and d_e is much less than the value of (33). The LR model also predicts d_n [34] utilizing the CP parameters of the neutral kaon system,

$$d_n \approx (10^{-21} [\text{e cm}]) |\eta_{+-} - \eta_{00}| \frac{4 \sin \lambda + 1.4 \sin(\lambda - \delta) - 0.1 \sin(\lambda + \delta)}{(\sin \lambda + \sin(\lambda + \delta)) |\gamma|} \quad (34)$$

via

$$|\eta_{+-} - \eta_{00}| \approx \tan \zeta (\sin \lambda + \sin(\lambda + \delta)) |\gamma|. \quad (35)$$

Here quark charge current eigenstates (d^0 , s^0) are transformed to mass eigenstates (d , s), generalizing to invoke complex vacuum expectation value,

$$d_{L,R} = d_{L,R}^0 \cos \theta_{L,R} - s_{L,R}^0 \sin \theta_{L,R} e^{i\delta_{L,R}}, \quad s_{L,R} = d^0 \sin \theta_{L,R} e^{-i\delta_{L,R}} + s^0 \cos \theta_{L,R} \quad (36)$$

and $\delta = \delta_L - \delta_R$. γ is an $O(1)$ numerical factor coming from strong interaction.

♣ **Condition;**

The expression (34) has simple forms in the following two cases:

(i) $\delta = 0$

$$|d_n| \approx (2.7/|\gamma|) \times (10^{-21} \text{e cm}) |\eta_{+-} - \eta_{00}| \quad (37)$$

and

(ii) $\lambda = 0$

$$|d_n| \approx (1.5/|\gamma|) \times (10^{-21} \text{e cm}) |\eta_{+-} - \eta_{00}| \quad (38)$$

Due to PDG2012 [12]

$$|\eta_{00}| = (2.222 \pm 0.010) \times 10^{-3}, \quad |\eta_{+-}| = (2.233 \pm 0.010) \times 10^{-3}. \quad (39)$$

Using (35) and (39), we obtain

$$|\zeta| \geq 10^{-5}/|\gamma| \geq 10^{-6} \quad (40)$$

This is consistent with (31). As for the recent diphoton excess at 750 GeV, the situation is same as the case of 2HDM.

3.3 Minimal Supersymmetric Standard Model (MSSM)

MSSM has many CP phases and EDM appears in one-loop level. Note that A_L and A_R in (1) must include a fermion mass (or sfermion mass in the loop) because the effective interaction $\bar{\psi}\sigma^{\mu\nu}\psi$ changes the chirality which can be done by the mass term in the soft SUSY breaking Lagrangian [35],

$$\begin{aligned} \mathcal{L}_{soft} = & -\frac{1}{2} \left(M_3 \tilde{g}\tilde{g} + M_2 \tilde{W}\tilde{W} + M_1 \tilde{B}\tilde{B} + c.c. \right) \\ & - \left(\tilde{u}\mathbf{A}_u \tilde{Q}H_u - \tilde{d}\mathbf{A}_d \tilde{Q}H_d - \tilde{e}\mathbf{A}_e \tilde{L}H_d + c.c. \right) \\ & - \tilde{Q}^\dagger \mathbf{m}_Q^2 \tilde{Q} - \tilde{L}^\dagger \mathbf{m}_L^2 \tilde{L} - \tilde{u}^\dagger \mathbf{m}_u^2 \tilde{u}^\dagger - \tilde{d} \mathbf{m}_d^2 \tilde{d}^\dagger - \tilde{e} \mathbf{m}_e^2 \tilde{e}^\dagger \\ & - m_{H_u}^2 H_u^* H_u - m_{H_d}^2 H_d^* H_d - (bH_u H_d + c.c.). \end{aligned} \quad (41)$$

Here tilde marks the SUSY partner. So even if we do not incorporate new CP phase, we have 19 parameters (3 gaugino masses + $\tan\beta$ + μ + b + 10 sfermion masses + 3 trilinear terms) in addition to the SM+neutrino parameters (27 for Dirac ν or 29 for Majorana ν), called phenomenological MSSM (pMSSM). Universal SUSY-breaking is a very strong assumption that it requires not only flavour-blindness but also universality over quarks and leptons at GUT scale,

$$\mathbf{m}_Q^2 = \mathbf{m}_u^2 = \mathbf{m}_d^2 = \mathbf{m}_L^2 = \mathbf{m}_e^2 = m_0^2 \mathbf{1}_3, \quad (42)$$

$$m_{H_u} = m_{H_d} = m_0, \quad (43)$$

$$\frac{M_3}{g_3^2} = \frac{M_2}{g_2^2} = \frac{M_1}{g_1^2} = \frac{M_{1/2}}{g_u^2}, \quad (44)$$

$$\mathbf{A}_u = A_0 \mathbf{Y}_u, \quad \mathbf{A}_d = A_0 \mathbf{Y}_d, \quad \mathbf{A}_e = A_0 \mathbf{Y}_e. \quad (45)$$

with five parameters, m_0 , $M_{1/2}$, A_0 , $\tan\beta$, $\text{sign}(\mu)$. This MSSM+universal SUSY breaking boundary condition is called constrained MSSM (CMSSM). If, in place of (43), we set m_{H_u} , m_{H_d} as free parameters, it is called non-universal Higgs masses (NUHM2) model [36] or called NUHM1 for $m_{H_u} = \pm m_{H_d}$ [37]. Lepton (l) EDMs (d_l) come from one-loop diagram (Fig. 4) and are [38]

$$\left(\frac{d_l}{e}\right)^\chi = \frac{M_{\chi_i}}{16\pi^2 m_{\tilde{l}'_j}} \Im \left[\left(g_{Rij}^{\chi\tilde{l}'} \right)^* g_{Lij}^{\chi\tilde{l}'} \right] \left[Q_\chi A(M_{\chi_i}^2/m_{\tilde{l}'_j}^2) + Q_{\tilde{l}'} B(M_{\chi_i}^2/m_{\tilde{l}'_j}^2) \right], \quad (46)$$

where A and B are loop functions of chargino and neutralino contributing diagrams, respectively, whose explicit forms with those of coupling of $\left(g_{Rij}^{\chi\tilde{l}'} \right)^*$ and $g_{Lij}^{\chi\tilde{l}'}$ are given in [38]. In order to give order estimation we consider only the photino contribution [33]

$$d_e = -e(\alpha/24\pi)(m_e|A_e|/M_{\tilde{\gamma}}^3) \sin(\varphi_A - \varphi_{\tilde{\gamma}}) f(m_{\tilde{e}}^2/M_{\tilde{\gamma}}^2). \quad (47)$$

Here

$$f(x) \equiv \frac{12}{(x-1)^2} \left(\frac{1}{2} + \frac{3}{x-1} - \frac{2x+1}{(x-1)^2} \ln x \right). \quad (48)$$

with $f(1) = 1$. Also φ_A and $\varphi_{\tilde{\gamma}}$ are the phases of A term and photino (Majorana) mass, respectively. If we assume $m_{\tilde{e}} \approx M_{\tilde{\gamma}}$, then (47) is expressed as

$$d_e \approx -1.0 \times 10^{-27} \times (M_{\tilde{\gamma}}^3/1\text{TeV})^{-3} (|A_e|/1\text{TeV}) \sin(\varphi_A - \varphi_{\tilde{\gamma}}) [\text{e cm}] \quad (49)$$

with

$$|A_e| \approx |\mu| \tan\beta. \quad (50)$$

Using (4), nucleon EDM is estimated similarly as [33]

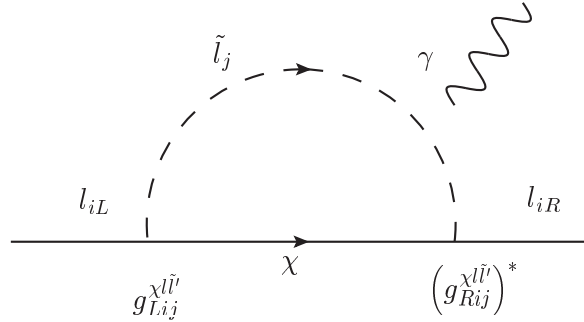


Figure 4: MSSM diagrams giving rise to lepton EDM. χ indicates neutralino and chargino.

$$\begin{aligned} d_n \approx & - e(2\alpha_s/81\pi)(m_d|A_d|/M_{\tilde{g}}^3) \sin(\varphi_{Ad} - \varphi_{\tilde{g}}) f(M_{\tilde{d}}^2/M_{\tilde{g}}^2) \\ & - e(2\alpha_s/81\pi)(m_u|A_u|/M_{\tilde{g}}^3) \sin(\varphi_{Au} - \varphi_{\tilde{g}}) f(M_{\tilde{u}}^2/M_{\tilde{g}}^2). \end{aligned} \quad (51)$$

Substituting $m_u = 2.3\text{MeV}$, $m_d = 4.8\text{ MeV}$, $\alpha_s = 0.1$ and assuming the universality $|A_u| = |A_d|$, $\varphi_{Au} = \varphi_{Ad}$, $m_{\tilde{u}} = m_{\tilde{d}} = M_{\tilde{g}}$, we obtain

$$d_n = -1 \times 10^{-25} (M_{\tilde{g}}/1\text{TeV})^{-3} (|A_d|/1\text{TeV}) \sin(\varphi_{Ad} - \varphi_{\tilde{g}}) [\text{e cm}]. \quad (52)$$

♣ **Condition;**

As is easily seen from (49) and (52), the peaks of SUSY around 10^{-25} for neutron and 10^{-27} [e cm] for electron, in Fig.1 correspond to those in the units of respective expressions.

Usually, SUSY predictions on EDM is described as [39]

$$d_f \approx e \frac{m_f}{\Lambda^2} \frac{\alpha_k}{4\pi} \sin \phi_{CPV} \quad (53)$$

However, as we have represented above, EDMs have not only different qualitative predictions but also different constraints from obserbations in lepton and hadrons. Indeed LHC gives the severe constraints on hadronic parts and the recent lower bound of strongly interaction sparticle masses is in the CMSSM with $\tan \beta = 30$, $A_0 = -2m_0$, $\text{sgn}(\mu) > 0$ [41][42],

$$\begin{aligned} m_{\tilde{q}} &= M_{\tilde{g}} > 1.7 \text{ TeV for } m_{\tilde{q}} = M_{\tilde{g}}, \\ M_{\tilde{g}} &> 1.3 \text{ TeV for all } m_{\tilde{q}}, \\ m_{\tilde{q}} &> 1.6 \text{ TeV for all } M_{\tilde{g}}. \end{aligned} \quad (54)$$

You may compare (49) and (52) with (53). Λ is different in lepton and quark, and ϕ_{CPV} appears as the difference of those of A term and gaugino.

3.4 SUSY SO(10) Grand Unified Theories (GUTs)

As we have discussed MSSM in the previous section, it has so many undetermined parameters, generically 105 new parameters. This deficit is recovered by SUSY GUT. Among many candidates, $SO(10)$ [43] is the smallest simple gauge group under which the entire SM matter contents of each generation are unified into a single anomaly-free irreducible representation, **16**. The **16**-dimensional spinor representation in $SO(10)$ includes the right-handed neutrino and no other exotic matter particles. Especially renormalizable minimal SUSY SO(10) (minimal SO(10)) GUT has only **10** and $\overline{\mathbf{126}}$ Higgs fields in Yukawa coupling and is very predictive [44]. It fixes all Yukawa couplings including left and right-handed Majorana neutrino mass matrices as well as quark and lepton mass matrices consistently. Only exceptional mismatch is large θ_{13} of the MNS mixing matrix which exceeded the upper limit at that time. However the afterward observed value was less than factor 2 of our prediction [45]. (We will discuss this remained mismatch shortly after.) This is in contrast with the fact that almost all the other phenomenological models predicted values at least one order less than the observed value. Neutrinos have masses and we must modify (41) to incorporate

$$\tilde{N}_R \mathbf{A}_D \tilde{L} H_u \quad (55)$$

with

$$\mathbf{A}_D = A_0 \mathbf{Y}_D \quad (56)$$

in (45). Here Y_D is the Yukawa coupling of the Dirac neutrino which is tightly connected with the other quark-lepton mass matrices. N_R is the heavy right-handed neutrino, which induces light left-handed neutrino via the type I seesaw mechanism. Thus, unlike the MSSM, minimal SO(10)

GUT predicts all Yukawa couplings and unifies quark-leptons at GUT level and its predictions has much less ambiguities than MSSM. EDMs of the charged-leptons are given by

$$d_{\ell_i}/e = -m_{\ell_i} \Im (A_L^{ii} - A_R^{ii}) . \quad (57)$$

Here we have changed the normalization of $A_{L,R}$ from (3) by $\frac{em_{\ell_i}}{2}$. These complex $A_{L,R}$ are induced through the renormalization effects in the same manner as for the lepton flavour violation (LFV) processes.

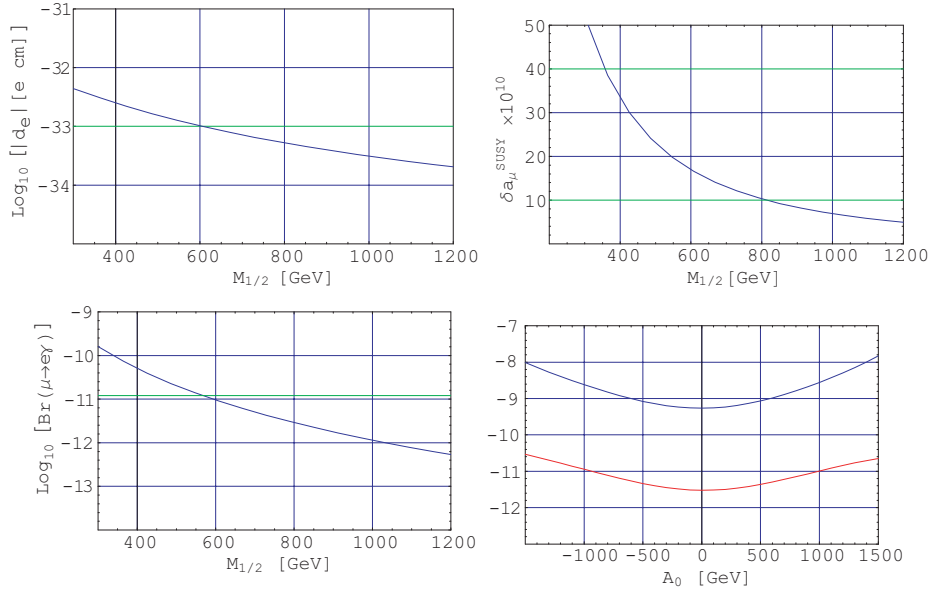


Figure 5: The predictions for the electron EDM $|d_e|$, the muon anomalous MDM δa_μ , and the decay branching ratio of $\mu \rightarrow e\gamma$ in the minimal SUSY SO(10) with respect to the universal gaugino mass $M_{1/2}$. Trilinear term A_0 is assumed to be zero except for the last panel. The horizontal line just above 10^{-11} in the third $\text{Br}(\mu \rightarrow e\gamma)$ is the experimental upper limit at that time. See (67) for the present limit. These three panels are taken from [46]. The last panel is added for reference to see the behaviour of non zero A_0 , where the branching ratios, $\text{Br}(\tau \rightarrow \mu\gamma)$ (top) and $\text{Br}(\mu \rightarrow e\gamma)$ (bottom), are given as functions of A_0 (GeV) for $m_0 = 600$ GeV and $M_{1/2} = 800$ GeV [47].

Here the primary source of the CP-violation is the CP-phases in the Y_D , and we obtained the results of the electron and muon EDMs such as (we find $d_e, d_\mu < 0$) (Fig. 5) [46],

$$|d_e| = 10^{-34} - 10^{-33} \text{ [e cm]} \quad \text{and} \quad |d_\mu| = 10^{-31} - 10^{-30} \text{ [e cm]}. \quad (58)$$

These values are still far below the present experimental upper bounds, $d_e \leq 8.7 \times 10^{-29}$ [e cm] and $d_\mu \leq 1.9 \times 10^{-19}$ [e cm]. We presented the electron EDM in Fig. 5 as a function of $M_{1/2}$ along the cosmological constraint valid at high $\tan\beta$ and null A_0 [48],

$$m_0(\text{GeV}) = \frac{9}{28} M_{1/2}(\text{GeV}) + 150(\text{GeV}). \quad (59)$$

We have presented several predictions other than the EDMs since the minimal SO(10) is so predictive that many predictions are tightly connected to each others. We are now undertaking a revised fitting of data by taking into account the discovery of 126 GeV Higgs particle and the negative searches for SUSY particles. We will discuss on the implications of the recent experiments in the next section.

♣ Condition;

The predictions of Fig.5 used the parameters which satisfied the low energy quark-lepton mass spectra, mixing angles etc. However, these fittings were performed before the discovery of Higgs particle. BSM physics depends on the SUSY breaking boundary conditions and SUSY breaking mechanism. We adopted CMSSM with gauge mediation ($A_0 = 0$), which gives $m_h = 119$ GeV with $\tan\beta = 45$. The correct 126 GeV is obtained by modifying $A_0 \rightarrow -3000$ GeV from zero. In [45] we fitted all quark-lepton mass matrices including Dirac neutrino Yukawa and heavy Majorana neutrino mass matrices with some simplified parameters (numbers of parameters are 15 for type I seesaw). That is, mass eigen values are assumed to be real and positive and seesaw mechanism type-I. If we adopt parameters fully generically (numbers of parameters are 21 for type I + II seesaw), not only mismatch of θ_{13} mentioned above is remedied but also the consistencies concerned with gauge coupling unification may be solved [49]. The discrepancy of $R(D)$ and $R(D^*)$ mentioned in 2HDM can be discussed in this model. We have the effective dimension-five interactions [50],

$$-W_5 = C_L^{ijkl} \frac{1}{2} q_i q_j q_k \ell_l + C_R^{ijkl} u_i^c e_j^c u_k^c d_l^c, \quad (60)$$

which also induces the dangerous proton decay. Here we obtain the explicit form of the Wilson coefficients of C_L^{ijkl} , C_R^{ijkl} . The full consistencies including proton decay are now under consideration. As for the diphoton excess at 750 GeV is very interesting since the mass of additional neutral Higgs scalars (H_0 , A_0) may be around 750 GeV. However, we have not introduced exotic fermions. We need more precise measurement of this process since the background is not fully clarified yet. As is easily seen from Fig.5, the predictions of minimal SO(10) model are very sensitive to m_0 , $M_{1/2}$, A_0 , so near-future advanced experiments of EDM, LFV are expected to confine this model.

4 The connections to the LHC and the Other Experiments

Here we give some comments on the recent results by the CERN Large Hadronic Collider (LHC) and other groups. On July 2012 the LHC groups announced the discovery of Higgs-like particle around 126 GeV [3] [4]. This is not only the discovery of the last unknown particle in the SM but also gives the serious impacts to the BSM physics, especially to SUSY. In this paper we have discussed the conditions under which new BSM models give large EDMs relative to those of the SM. We briefly explain why 126 GeV Higgs mass is serious for SUSY. For tree level, Higgs mass satisfies an inequality

$$m_h < M_Z |\cos(2\beta)| \quad (61)$$

with $M_Z = 91.2\text{GeV}$, which obviously disagrees with reality ⁴. One-loop correction to m_h in CMSSM is [52][53][54]

$$m_h^2 \approx M_Z^2 \cos^2 2\beta + \frac{3}{4\pi^2} \frac{m_t^4}{v^2} \left[\ln \frac{M_S^2}{m_t^2} + \frac{X_t^2}{M_S^2} \left(1 - \frac{X_t^2}{12M_S^2} \right) \right], \quad (62)$$

where

$$M_S = \sqrt{m_{\tilde{t}_1} m_{\tilde{t}_2}}, \quad X_t = A_t - \mu \cot \beta, \quad v = 174\text{GeV} \quad (63)$$

with the trilinear Higgs-stop coupling constant A_t . So 126 GeV points to heavy stop masses and/or large X_t (left-right mixing). Experimental null observation for SUSY particles would also give large sfermion masses in the CMSSM scenario. One-loop EDM contribution in the MSSM is roughly proportional to $O(M_S^{-2})$ and heavy M_S reduces EDM. In Fig. 5 we have assumed $A_0 = 0$ in the first three panels since A_0 appears at two-loop correction in the gauge mediation SUSY breaking adopted in [46] and is suppressed. In order to preserve rather small M_S for the hierarchy problem and still give large loop correction in (62) to produce 126 GeV Higgs, we may take rather large A_0 . However, the situation is not so simple. For instance, since soft masses and A -term contribute quite differently in different processes, we must reinforce many assumptions of unknown parameters made in a model by applying it to many different phenomena. Let us first consider the anomalous MDM of muon, $a_\mu \equiv (g - 2)/2$. The muon anomalous MDM has been measured very precisely [55] as

$$a_\mu^{\text{exp}} = 11659208.0(6.3) \times 10^{-10}, \quad (64)$$

where the number in parentheses shows 1σ uncertainty, which is 3.5σ deviating from the SM [56]. In SO(10) model, we can adjust this deviation as is shown in the third panel of Fig. 5 and, therefore, can not change the parameters freely. This model also constrains the LFV processes. An approximate formula of the LFV decay rate [57] reads as

$$\begin{aligned} \Gamma(\ell_i \rightarrow \ell_j \gamma) &= \frac{e^2}{16\pi} m_{\ell_i}^5 \left(|A_L^{ij}|^2 + |A_R^{ij}|^2 \right) \\ &\sim \frac{e^2}{16\pi} m_{\ell_i}^5 \times \frac{\alpha_2}{16\pi^2} \frac{\left| \left(\Delta m_{\tilde{\ell}}^2 \right)_{ij} \right|^2}{M_S^8} \tan^2 \beta. \end{aligned} \quad (65)$$

Here $\left(\Delta m_{\tilde{\ell}}^2 \right)_{ij}$ is the slepton mass estimated as

$$\left(\Delta m_{\tilde{\ell}}^2 \right)_{ij} \sim -\frac{3m_0^2 + A_0^2}{8\pi^2} \left(Y_\nu^\dagger L Y_\nu \right)_{ij}. \quad (66)$$

⁴This is the case for the MSSM. For the case of supersymmetric LR model, it relaxes to $m_h \leq \sqrt{2}M_W$ if the $SU(2)_R$ breaking scale is of order TeV [51].

Y_ν is the Dirac Yukawa coupling matrix and the distinct thresholds of the right-handed Majorana neutrinos are taken into account by the matrix $L = \log[M_{\text{GUT}}/M_{R_i}]\delta_{ij}$. Y_ν and M_{R_i} are explicitly determined in the minimal SO(10) GUT model.

Thus a large A_0 , as we have shown in the fourth panel in Fig. 5, exceeds the up-to-date upper bound for $\mu \rightarrow e\gamma$,

$$Br(\mu \rightarrow e\gamma) < 4.2 \times 10^{-13} \text{ at } 90\% \text{C.L. [58] ,} \quad (67)$$

in the given parameter values. This is remedied in [49]. EDM experiments also give rather severe constraints on models. Some extended SUSY models assert that the present upper limit for d_e indicates PeV scale sfermion masses [59][60]. However, these claims are due to additional assumptions of mass hierarchy or additional SUSY particles beyond the simple extension of CMSSM. As we have mentioned, muon $g - 2$ requires rather small smuon mass, which is in contrast with rather large stop mass for the 126 GeV Higgs particle. This, together with many others, gives some tensions in the simple CMSSM model. Addition of new vectorlike matter is one of extensions to relax these tensions [61] [62]. However, such an extension is not well confirmed and the prediction of PeV sfermion is, therefore, only one of possibilities at the present stage.

5 Discussion

In this letter, we have tried to fill the gaps between theory model predictions and their prerequisites in electric dipole moments, clarifying the conditions under which those predictions are given. Arguments have been made on the typical BSM models, namely 2HDM, LR symmetric model, MSSM, and SUSY SO(10) GUT models. (11), (33), (34), (49), (52), and (58) are their results. Almost all the BSM models have many parameters which can not be wholly determined only by the compatibility with experiments and by the self-consistency of their models. Their numerical results, therefore, are given after setting some further assumptions on these undetermined parameters. In this sense, we must be careful on the conditions or the assumptions made behind the various predictions. Understanding models correctly is indispensable to the improvements of model building. At the same time, these assumptions must be continuously reinforced by applying them to many different kinds of phenomena.

Acknowledgements

The works of T.F. and K.A are supported in part by Grant-in-Aid for Scientific Research (A) from Japan Society for the Promotion of Science (No.26247036).

References

- [1] T.Fukuyama, Int.J.Mod.Phys. **A27** (2012) 1230015 [arXiv:hep-ph/1201.4252].
- [2] J. Baron et al.(ACME Collaboration), Science **343** (2014) 6168, 269-272.
- [3] G.Aad et al. (ATLAS Collaboration), Phys.Lett. **B716**, 1 (2012) [arXiv:hep-ex/1207.7214].

- [4] S.Chatrchyan et al. (CMS Collaboration), Phys.Lett. **B716**, 30 (2012) [arXiv:hep-ex/1207.7235].
- [5] J.M.Pendlebury and E.A.Hinds, Nucl.Inst.Meth.Phys.Res. **A440**, 471 (2000).
- [6] M. Kobayashi and T. Maskawa, Prog.Theor.Phys. **49**, 652 (1973).
- [7] C-Y.Seng, Phys.Rev. **C91**, 025502 (2015).
- [8] V.F.Dmitriev and R.A.Sen'kov, Phys.Rev.Lett. **91**, 212303 (2003).
- [9] C. A. Baker *et al.*, Phys. Rev. Lett. **97**, 131801 (2006) [arXiv:hep-ex/0602020].
- [10] W. C. Griffith et al., Phys.Rev.Lett. **102**, 101601 (2009).
- [11] N.Yamanaka and E.Hiyama, JHEP, **1602**, 067 (2016) [arXiv:hep-ph/1512.03013].
- [12] J.Beringer et al. (Particle Data Group), Phys.Rev.**D86**, 010001 (2012).
- [13] M.Pospelov and A.Ritz, Phys.Rev.**D63**, 073015 (2001).
- [14] T.Falk, K.Olive, M.Pospelov, and R.Robian, Nucl.Phys. **B560**, 3 (1999).
- [15] J.Hisano, M.Kakizaki, M.Nagai, and Y.Shimizu, Phys.Lett.**B604**, 216 (2004).
- [16] E.A. Hinds, Physica Scripta, **T70**, 34 (1997).
- [17] D. DeMille, Physics Today, **68**, 34 (2015).
- [18] J.F.Gunion, H.E.Haber, G. Kane, and S.Dawson, The Higgs Hunter's Guide (Frontiers in Physics series, Addison-Wesley, Reading. MA, 1990).
- [19] A.Djouadi, Phys. Rep. **459**, 1 (2008).
- [20] G.C.Branco et al., Phys.Rept. **516**, 1 (2012).
- [21] S.Weinberg, Phys.Rev. **D42**, 860 (1990).
- [22] V.Barger, A.Das, and C.Kao, Phys.Rev. **D55**, 7099 (1997).
- [23] S.M.Barr and A.Zee, Phys.Rev.Lett. **65**, 21 (1990); Erratum-ibid **65**, 2920 (1990).
- [24] M.Jung and A.Pich, JHEP **1404**, 076 (2014).
- [25] T.Abe, J.Hisano, T.Kitahara, and K.Tobioka, JHEP **01** 106 (2014).
- [26] Babar Collaboration, arXiv:hep-ex/1205.5442v2.
- [27] ATLAS collaboration (G.Aad et al), arXiv:1512.01530[hep-ex].
- [28] CMS collaboration (V.Khachatryan et al) arXiv:1512.01224[hep-ex].
- [29] A.Angelescu, A.Djouadi, and G.Moreau, arXiv:1512.04921v3[hep-ph].

- [30] J.C.Pati and A.Salam, Phys.Rev.**D10**, 275 (1974).
- [31] R.N.Mohapatra and J. C. Pati, Phys. Rev. **D11**, 2558 (1975).
- [32] R.N.Mohapatra and P.B.Pal, Massive Neutrinos in Physics and Astrophysics, (World Scientific Lecture Notes in Physics vol.72 2004).
- [33] W.Bernreuther and M.Suzuki, Rev.Mod.Phys. **63**, 313 (1991).
- [34] G.Beall and A. Soni, Phys. Rev. Lett. **47**, 552 (1981).
- [35] S.P.Martin, A Supersymmetry Primer, arXiv:hep-ph/9709356v6.
- [36] J.Ellis, K.A.Olive, and Y.Santoso, Phys. Lett. **B539**, 107 (2002).
- [37] H.Baer, A.Mustafaev, S.Profumo, A.Belyaev, and X.Tata, Phys.Rev. **D71**, 095008 (2005).
- [38] K.Cheung, O.C.W.Kong, and J.S.Lee, JHEP, **020**, 0906 (2009).
- [39] J.Engel, M.J.Ramsey-Musolf, and U.van Kolck, Prog.Part.Nucl.Phys. **71**, 21 (2013).
- [40] ATLAS Collaboration, ATLAS-CONF-2013-047 [<http://cds.cern.ch/record/1547563>].
- [41] G.Aad et al. (ATLAS Collaboration), Phys.Rev. **D87**, 012008 (2013).
- [42] S.Chatrchyan et al. (CMS Collaboration), JHEP **1210**, 018 (2012).
- [43] H. Fritzsch and P. Minkowski, Annals Phys. **93**, 193 (1975).
- [44] T.Fukuyama, Int.J.Mod.Phys. **A28**, 1330008 (2013) [arXiv:hep-ph/1212.3407].
- [45] T.Fukuyama and N.Okada, JHEP **0211**, 011 (2002) [arXiv:hep-ph/0205066].
- [46] T. Fukuyama, T. Kikuchi, and N. Okada, Phys.Rev. **D68**, 033012 (2003).
- [47] T. Fukuyama, Int.J.Mod.Phys. **A28**, 1330008 (2013).
- [48] A. B. Lahanas and D. V. Nanopoulos, Phys.Lett. **B568**, 55 (2003).
- [49] T.Fukuyama, K.Ichikawa, and Y.Mimura, arxiv:hep-ph/1508.07078.
- [50] T. Fukuyama A. Ilakovac, T. Kikuchi, S. Meljanac, and N. Okada, Eur.Phys.J. **C42** 191 (2005).
- [51] K.S.Babu, X.G.He, and E.Ma, Phys.Rev. **D36**, 878 (1987).
- [52] H.E.Harber and R.Hempfling, Phys.Rev.Lett. **66**, 1815 (1991).
- [53] Y.Okada, M.Yamaguchi, and T.Yanagida, Prog.Theor.Phys. **85**, 1 (1991).
- [54] J.R.Ellis, G.Ridfi, and F.Zwirner, Phys.Lett. **B257**, 83 (1991).
- [55] G. W. Bennett et al. [Muon G-2 Collaboration], Phys.Rev. **D73**, 072003 (2006).

- [56] K.Hagiwara, R.Liao, A.D.Martin, D.Nomura, and T.Teubner, J.Phys. **G38**, 085003 (2011).
- [57] J.Hisano, T.Moroi, K.Tobe and M.Yamaguchi, Phys.Rev. **D53**, 2442 (1996).
- [58] T.Mori et al. (MEG Collaboration), slide at La Thuile 2016.
- [59] W.Altmannshofer, R.Harnik, and J.Zupan, JHEP **11**, 202 (2013).
- [60] T.Ibrahim, A.Itani, and P.Nath, Phys.Rev. **D90**, 055006 (2014).
- [61] T.Moroi and Y.Okada, Mod.Phys.Lett. **A7**, 187 (1992).
- [62] K.S.Babu, I.Gogoladze, M.U.Rehman, and Q.Shafi, Phys.Rev. **D78**, 055017 (2008).