

Atomic Classification of 6D SCFTs

Jonathan J. Heckman^{1*}, David R. Morrison^{2,3†},
Tom Rudelius^{4‡}, and Cumrun Vafa^{4§}

¹Department of Physics, University of North Carolina, Chapel Hill, NC 27599, USA

²Department of Mathematics, University of California Santa Barbara, CA 93106, USA

³Department of Physics, University of California Santa Barbara, CA 93106, USA

⁴Jefferson Physical Laboratory, Harvard University, Cambridge, MA 02138, USA

Abstract

We use F-theory to classify possibly all six-dimensional superconformal field theories (SCFTs). This involves a two step process: We first classify all possible tensor branches allowed in F-theory (which correspond to allowed collections of contractible spheres) and then classify all possible configurations of seven-branes wrapped over them. We describe the first step in terms of “atoms” joined into “radicals” and “molecules,” using an analogy from chemistry. The second step has an interpretation via quiver-type gauge theories constrained by anomaly cancellation. A very surprising outcome of our analysis is that all of these tensor branches have the structure of a linear chain of intersecting spheres with a small amount of possible decoration at the two ends. The resulting structure of these SCFTs takes the form of a generalized quiver consisting of ADE-type nodes joined by conformal matter. A collection of highly non-trivial examples involving E_8 small instantons probing an ADE singularity is shown to have an F-theory realization. This yields a classification of homomorphisms from ADE subgroups of $SU(2)$ into E_8 in purely geometric terms, matching results obtained in the mathematics literature from an intricate group theory analysis.

February 2015

*e-mail: jheckman@email.unc.edu

†e-mail: drm@physics.ucsb.edu

‡e-mail: rudelius@physics.harvard.edu

§e-mail: vafa@physics.harvard.edu

Contents

1	Introduction	3
2	6D SCFTs from the Bottom Up	7
2.1	Anomaly Cancellation	8
2.1.1	Continuous Anomalies	8
2.1.2	Discrete Anomalies	9
2.2	Motion to the SCFT Point	10
3	6D SCFTs from the Top Down	10
4	Strategy for Classification	14
4.1	Orbifolds and Endpoints	15
4.2	The “Chemistry” of Classification	16
5	Classification of Bases	18
5.1	General Structure of a Base	21
5.2	Constraints on Links	23
5.2.1	The Linear 2-Links	23
5.2.2	All Interior Links are Linear 2-Links	25
5.2.3	Minimal and Non-Minimal Interior Links	26
5.2.4	Number of Links on a Node	26
5.3	Constraints on Nodes	27
5.3.1	No Trivalent Nodes	29
5.3.2	Partial Ordering on Nodes	29
5.3.3	Number of Interior Primed Nodes	30
5.4	Decoration Only Near the Ends	32
5.4.1	Non-Minimal Interior Link Only at the End	33
5.4.2	Locations of Primed Nodes	34
5.4.3	Constraints on Side Links	36
5.4.4	Maximum of Two Side Links on an End Node	38
5.5	General Structure of a Base	41
6	Enhancing Gauge Groups / Adding Extra Matter	42
6.1	Matter for a Single Simple Factor	43
6.2	Matter for Multiple Simple Factors	47

6.2.1	The Top Down View	50
6.3	Unpaired Tensors	51
6.4	Decorating a Base	54
6.4.1	Decorating the $(2, 0)$ Theories	54
6.4.2	The Semi-Classical Configurations	55
6.4.3	Fiber Enhancements of Non-classical Bases	63
7	Boundary Conditions	69
7.1	The General Correspondence	70
7.2	The A-Series Subgroups of $SU(2)$	73
7.3	The D-Series Subgroups of $SU(2)$	75
7.3.1	Example: Γ_{D_5}	75
7.3.2	Example: Γ_{D_7}	76
7.3.3	Example: $\Gamma_{D_n} \rightarrow \mathbb{Z}_k \rightarrow E_8$	77
7.4	The E-Series Subgroups of $SU(2)$	79
7.4.1	Example: Γ_{E_8}	79
7.5	The Reverse Correspondence	86
8	Conclusions and Future Directions	88
A	Instructions for Using the Mathematica Notebooks	89
B	The Long Bases	90
C	The Short Bases	95
D	Classification of Links	102
E	Some F-theory Considerations	110
E.1	Localized vs. Non-Local Matter	110
E.2	Unpaired tensors	111
E.3	Gauge algebras for Kodaira fiber type I_0^*	113
E.4	\mathfrak{sp}_n fibers and enhancement of \mathfrak{g}_2 factors	115
E.5	Some examples	116
	References	118

1 Introduction

Six-dimensional superconformal field theories (SCFTs) occupy a special role in the study of quantum fields and strings. Six dimensions is the maximal dimension in which a superconformal field theory can exist [1]. However, constructive evidence that such theories could exist required input from string theory [2–15]. Additionally, the constitutive elements of these theories involve tensionless strings, but are nevertheless still governed by the rules of local quantum field theory. Finally, the worldvolume theory of M5-brane probes of geometry are governed by such 6D SCFTs, so determining any details on the microscopic structure of such theories would constitute a significant advance in our understanding of M-theory.

Our aim in this paper will be to give an explicit list of all 6D SCFTs. More precisely, we shall enumerate all possible ways of manufacturing a 6D SCFT both from a bottom up and top down perspective. An important aspect of our classification is that the bottom up and top down constraints are more or less isomorphic, so we can freely interchange our terminology, though at the present the top down perspective seems to have some additional ingredients which have yet to be translated into purely field theoretic statements. Once this rather small number of extra ingredients are properly translated into field theoretic terms, we envision that the top down perspective will be viewed as a tool to organize the classification rather than to impose extra conditions.¹

From a bottom up perspective, the plan will be to pass onto the tensor branch for any candidate SCFT. In this limit, the resulting low energy effective field theory is governed by a rather conventional 6D theory. In this 6D theory, we must demand that all discrete and continuous anomalies can be cancelled. Additionally, to have an SCFT, we must be able to simultaneously tune all moduli of the tensor branch to zero.

From a top down perspective, our plan will be to enumerate all possible compactifications of F-theory which can lead to a 6D SCFT. To generate a 6D theory with eight real supercharges, we consider all possible F-theory backgrounds of the form $\mathbb{R}^{5,1} \times X$, where X is a non-compact elliptically fibered threefold with a non-compact base B . To reach a 6D SCFT, we take curves in the base B and contract them to zero size. D3-branes wrapped over these curves correspond to strings in the 6D effective field theory, and shrinking them to zero corresponds to the tensionless limit of these strings.

The F-theory description also suggests a natural strategy for enumerating 6D SCFTs. First, we list all non-compact bases B for which there exists an elliptic fibration $X \rightarrow B$ such that the curves in the base can simultaneously contract to zero size. In field theory terms, this is the condition that we can simultaneously tune the scalars of all tensor multiplets back to the origin of the SCFT. Next, we ask what sorts of elliptic fibrations can be supported over each base, compatible with the condition that we have a non-compact Calabi-Yau (i.e., what are the allowed types of wrapped F-theory seven-branes). Other possible ingredients,

¹Analogous progress in narrowing the gap between the two approaches was made in the context of global F-theory models in [16–19].

such as T-branes, turn out to already be covered by these considerations and do not seem to be necessary for achieving a full classification of 6D SCFTs.

As it will form the core of our analysis, let us now describe in more detail our procedure for building SCFTs. The non-compact bases of relevance to us will be those in which all compact curves can simultaneously contract to zero size. This means that each of these curves must be a \mathbb{P}^1 . Moreover, as found in [20], the condition that we maintain an elliptically fibered Calabi-Yau implies that pairs of distinct curves can only intersect once, and that the full intersection pattern must fill out a tree (i.e., there are no closed loops in the graph). To specify a base geometry, it therefore suffices to list the self-intersection of each \mathbb{P}^1 , as well as the overall intersection matrix for these compact curves.

In the context of F-theory, however, we must also demand that any candidate configuration of such \mathbb{P}^1 's can serve as a base for an elliptic Calabi-Yau. An important result from [21] states that all such bases are built up from a small number of building blocks known as non-Higgsable clusters (NHCs), together with ADE configurations of -2 curves and -1 curves to join such clusters together. The non-Higgsable clusters consist of collections of up to three curves where at least one curve has self-intersection between -3 and -12 . For each cluster, there is a *minimal* singular behavior for the elliptic fibration, and a corresponding minimal gauge algebra associated with each curve² in the configuration. These clusters and ADE configurations can be combined by a pairwise “gluing” with a curve of self-intersection -1 . Iterating this procedure leads to a large number of possible bases.

Given a consistent base, we can then ask whether we can adjust the *minimal* singularity type to reach a more singular geometry with the same base. In the effective field theory on the tensor branch, this corresponds to increasing the rank of the gauge algebra, and also incorporating additional matter fields. Giving vevs to these matter fields then induces a flow back to the original minimal configuration.

The NHCs and ADE configurations define a list of “atoms” for generating 6D SCFTs. These atoms join together (by bonding via the -1 curves) to form more elaborate radicals and molecules. In fact, once we start building up such molecules, we can ask whether they can in turn bind to form additional structures. We indeed find that this is often the case, but that the resulting structures always take the form of linear chains, with only a small amount of decoration near the ends. For a schematic depiction of the resulting structure, see figure 1.

Along these lines, we give an explicit classification of *all* base geometries. Quite surprisingly, these base geometries are really just linear chains of curves with a small amount of decoration on the ends. Moreover, these linear chains have the structure of a generalized quiver in which certain curves (i.e., “atoms”) function as the nodes, and other collections (i.e., some of our “radicals” and “molecules”) serve as links connecting these nodes. An interesting feature of these structures is that the minimal gauge algebra over the nodes is

²In one of the non-Higgsable clusters, there is a curve with no associated gauge symmetry. The same phenomenon occurs in other cases with non-minimal singularity types.

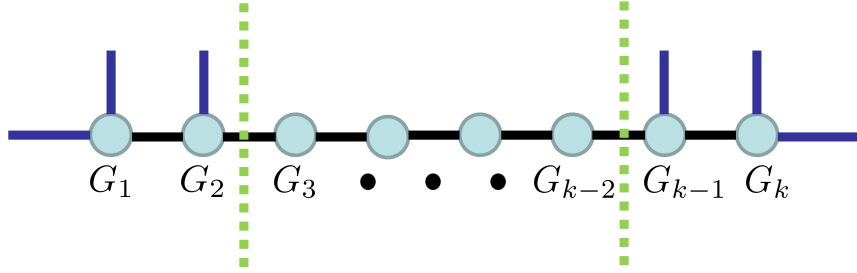


Figure 1: The general structure of the base geometry of a 6D SCFT. This geometry is constructed from a number of curves (i.e., circles / nodes) which always have at least a D/E-type gauge symmetry supported over them. These nodes are joined together by “links” which are composed of sequences of curves which minimally support no D/E-type gauge symmetry. These links are also SCFTs, so that a base can even have no nodes at all. A striking consequence of our classification is that these bases always have the structure of a single line, with only a small amount of decoration on the two leftmost and rightmost nodes.

always a D/E-type algebra, while the links are always composed of curves each one of which has a minimal gauge algebra which is either empty, or supports a non-simply laced algebra.

On the tensor branch, all of the base geometries can be viewed as generalized quivers. The nodes of these quivers specify DE-type gauge groups, and the links between these nodes correspond to the superconformal matter of references [22, 23].³ For these DE-type nodes, we also find that there is a partial ordering constraint on the ranks of these groups. This can be phrased in terms of a nested sequence of containment relations for k such nodes:

$$G_1 \subseteq \dots \subseteq G_m \supseteq \dots \supseteq G_k, \quad (1.1)$$

where G_m denotes the middle or “maximal” rank gauge group in the sequence. Similar nested containment relations have been observed in the context of 6D SCFTs for the classical groups [14, 15, 11] (see also [24, 22]).

In some cases, the non-D/E-type molecules cannot bind to any other structures. These “noble molecules” include some well-known 6D SCFTs such as the D- and E-type $(2, 0)$ theories. These theories are realized in F-theory by a configuration of -2 curves which intersect according to the corresponding Dynkin diagram. Interestingly, the condition that we get an SCFT means they cannot connect to any other NHCs. Part of our classification also includes cataloguing a list of all such noble molecules.

After whittling away at the possibilities in this way, we determine all possible links, all possible configurations of nodes, and all possible ways to combine these elements to form base geometries. Since the combinatorics can become slightly unwieldy, we collect these data in a set of companion **Mathematica** files. To complete the classification of such

³Note that a base may contain no nodes at all, i.e. it may be compsed of just links.

F-theory geometries, we then turn to a systematic analysis of ways in which the elliptic fiber can be enhanced. Here, we find that the options are typically quite limited. Putting these elements together, we arrive at a classification of all possible non-compact F-theory backgrounds which can generate a 6D SCFT.

The fact that all of our theories have an essentially linear structure is rather striking, and is also what is encountered in certain M-theory constructions of 6D SCFTs. For example, many M-theory realizations of 6D SCFTs involve M5-branes probing the ADE singularity of the background $\mathbb{R}^{5,1} \times \mathbb{R}_\perp \times \mathbb{C}^2/\Gamma$. On the tensor branch, the M5-branes separate, and correspond to domain walls of the 7D Super Yang-Mills theory generated by the ADE singularity. The other way in which such linear chains occur is via M5-branes probing an ADE singularity near a Hořava-Witten E_8 nine-brane.

In both of these cases, there are additional “boundary data”, which lead to additional theories. It is natural to conjecture that all of these boundary data are captured by purely *geometric* data of the corresponding F-theory background. We shall indeed present rather convincing evidence that this is indeed the case. In particular, we will see that the boundary data of a small instanton configuration in the aforementioned setup, which are known to be in one-to-one correspondence with homomorphisms from Γ to E_8 , are also in one-to-one correspondence with a specific subset of bases and fiber decorations in the F-theory setup. We verify this correspondence in some highly nontrivial cases where we are able to compare with a detailed study in the mathematics literature of embeddings of finite groups into the Lie group E_8 [25]. In other words, these boundary data are actually redundant and are already fully accounted for by geometric phases of the theory, giving us reason to believe that our classification is complete.

The rest of this paper is organized as follows. First, in section 2 we present a brief review of necessary constraints required to reach a 6D SCFT, from a bottom up perspective. Then, we present the top down, i.e., F-theory perspective in section 3. Importantly, nearly all of the F-theory conditions have analogues in field theory. We then briefly summarize in section 4 our strategy for classifying all 6D SCFTs. After this is in place, we turn in section 5 to the first element of our classification, explicitly determining the structure of all possible base geometries. Next, in section 6 we turn to the possible ways to enhance the fiber type of these geometries. This will constitute a full classification of possible Calabi-Yau geometries which can support a 6D SCFT. We then present in section 7 evidence that all of the boundary data for these theories are actually captured by purely geometric data on the tensor branch, including a detailed comparison with embeddings of certain finite groups into E_8 . In section 8 we present our conclusions and avenues of future investigation. Various technical aspects of the classification are deferred to a set of Appendices, as well as companion **Mathematica** scripts.

2 6D SCFTs from the Bottom Up

The strongest evidence for the existence of 6D SCFTs come from string constructions. Nevertheless, the basic elements of these theories can often be phrased in purely field theoretic terms. This in turn leads to a number of consistency conditions which must be satisfied for any putative 6D SCFT. In this section, we review these bottom up consistency conditions.⁴

As preliminary comments, we will be dealing with a superconformal theory in six dimensions. That means operators of our theory must transform in representations of the $\mathfrak{so}(6, 2)$ conformal algebra, and also, that our theory has 8 real supercharges Q and 8 real supercharges S (their superconformal partners). The spinors assemble to give us a chiral $\mathcal{N} = (1, 0)$ supersymmetry in six dimensions.

All of the theories we shall encounter have a tensor branch. Recall that in a 6D theory, the bosonic content of a tensor multiplet consists of a single real scalar, and a two-form potential with an anti-self-dual three-form field strength. The rest of the supermultiplet is filled out by fermions. We move onto the tensor branch by activating a vev for the scalar of this multiplet. On this branch, string-like excitations which couple to the two-form develop a non-zero tension, which vanishes upon passing back to the origin.

Passing onto the tensor branch, we have a six-dimensional effective field theory with a UV cutoff Λ_{UV} . Provided we keep the vevs of the tensor branch scalars below Λ_{UV} , this description is valid. This effective field theory may include various gauge groups and matter fields, but may also include dynamical tensors which only “come to life” near the conformal fixed point. A necessary condition for anomaly cancellation is that each simple gauge group factor must come with a corresponding tensor multiplet. Indeed, the vev of the real scalar controls the value of the gauge coupling. There can, however, also be tensor multiplets which are not associated with a gauge theory.

In more detail, the bosonic content of a tensor multiplet consists of a real scalar s , and a two-form potential $B_{\mu\nu}^-$, with an anti-self-dual field strength. Including the (decoupled) gravity multiplet with its two-form potential $B_{\mu\nu}^+$, the two-form potentials rotate in the vector representation of $SO(1, T)$, and the scalars s_1, \dots, s_T provide local coordinates on the coset space $SO(1, T)/SO(T)$.⁵ Quantization of charge imposes the condition that there is an integral lattice of BPS charges for our strings $\Lambda_{string} \subset \mathbb{R}^{1, T}$. Geometrically, this lattice specifies two-cycles in the base geometry of an F-theory compactification, so that on a smooth base (i.e., one with no collapsed two-cycles), we have $H_2(B, \mathbb{Z}) = \Lambda_{string}$.⁶ Further, the dot product is just the intersection pairing. We will shortly argue that for an SCFT, there are further restrictions on the form of this matrix.

On the tensor branch of any putative 6D SCFT, there are two constraints which must be

⁴For a review of consistency conditions for 6D supergravity theories, see, e.g., [26] and references therein.

⁵The global topology of the tensor multiplet moduli space may be quotiented by a further discrete group action.

⁶For further discussion on the case with orbifold singularities, see reference [27].

satisfied. First, we must satisfy 6D anomaly cancellation for both the discrete and continuous gauge symmetry factors. Secondly, we must ensure that it is indeed possible to reach the origin of the tensor branch. We will shortly see that both of these conditions have clear analogues in the F-theory construction, and come from demanding consistency of the elliptic fibration, and the ability to reach a conformal fixed point by simultaneously contracting curves in the base. We now turn to a more detailed discussion of each of these constraints.

2.1 Anomaly Cancellation

Anomaly cancellation serves as a powerful constraint on the consistency of any low energy effective field theory. It is particularly stringent for chiral theories in six dimensions (see, e.g., [28–32,19]). For continuous anomalies, we must consider box diagrams with four external insertions of a symmetry current. Cancellation of the anomaly can be arranged provided the anomaly factorizes into a perfect square. Indeed, in this case, exchange of a tensor can cancel this box diagram via the Green-Schwarz mechanism. For discrete anomalies, we must ensure that the matter content of a corresponding gauge theory appears in appropriate (half-) integer multiples.

2.1.1 Continuous Anomalies

To begin, we ask what constraints are imposed on a 6D gauge theory which has been decoupled from gravity. We can view this as a necessary condition which must be satisfied for an SCFT on its tensor branch.

Along these lines, we assume that we have a gauge theory consisting of gauge groups G_a , and with matter fields transforming in representations of G_a . Since we have a gauge group, we can consider the external current J_a associated with such a factor. For a non-abelian gauge theory, anomaly cancellation means that these external currents must come in pairs, so in the four-point amplitude, we can restrict attention to two insertions of J_a and two insertions of J_b , where a and b label two gauge group factors in our list. When $a \neq b$, we shall sometimes refer to this as a “mixed anomaly”.

For a representation R of some gauge group G , we introduce Ind_R , x_R , and y_R . In our conventions, these are related to the quadratic and quartic Casimirs of the group according to:

$$Tr_R F^2 = Ind_R tr F^2 \quad \text{and} \quad Tr_R F^4 = x_R tr F^4 + y_R (tr F^2)^2, \quad (2.1)$$

where tr indicates a trace in the defining representation of the group.⁷

⁷For $SU(N)$ and $Sp(N)$, this is simply the fundamental representation. For $SO(5)$ and $SO(6)$ (where there can be an accidental isomorphism with another classical algebra series) the spinor representations are the defining representations. For $SO(N)$, $N \geq 7$, the fundamental (vector) representation is the defining representation, but it is normalized to have an additional factor of 2, so that $tr F^2 = \frac{1}{2} Tr_f F^2$, $tr F^4 = \frac{1}{2} Tr_f F^4$. In other words, $Ind_f = 2$, $x_f = 2$, $y_f = 0$.

For four external currents of the same gauge group factor J_a , the constraints from anomaly cancellation impose the conditions (see, e.g., [33, 19, 34, 35]):

$$Ind_{Adj_a} - \sum_R Ind_{R_a} n_{R_a} = 6(10 - n) \frac{\Omega_{ij} a^i b_a^j}{\Omega_{ij} a^i a^j} \quad (2.2)$$

$$y_{Adj} - \sum_R y_R n_R = -3(10 - n) \frac{\Omega_{ij} b_a^i b_a^j}{\Omega_{ij} a^i a^j} \quad (2.3)$$

$$x_{Adj} - \sum_R x_R n_R = 0, \quad (2.4)$$

where Ω_{ij} is the natural metric on the n -dimensional space of antisymmetric tensors, and a^i and b_a^i come from decomposing the 8-form anomaly I_8 :

$$I_8 = \frac{1}{2} \Omega_{ij} X^i X^j, \quad X^i = \frac{1}{2} a^i tr R^2 + 2b_a^i tr F_a^2. \quad (2.5)$$

Translating from the field theory to the F-theory picture, these conditions become:

$$Ind_{Adj_a} - \sum_R Ind_{R_a} n_{R_a} = 6(\vec{v}_K \cdot \vec{v}_a) \quad (2.6)$$

$$y_{Adj} - \sum_R y_R n_R = -3(\vec{v}_a \cdot \vec{v}_a) \quad (2.7)$$

$$x_{Adj} - \sum_R x_R n_R = 0, \quad (2.8)$$

where we have introduced a vector $\vec{v}_K \in \Lambda_{string} \subset \mathbb{R}^{1,T}$, which in the geometry is identified with the canonical class.⁸ In the above Adj_a refers to the adjoint representation of the gauge group G_a , and n_{R_a} refers to the number of hypermultiplets in a representation R_a . Additionally, we have the constraint from mixed anomalies, i.e., where we have two distinct external currents:

$$\sum_{R_a, S_b} Ind_{R_a} Ind_{S_b} n_{R_a, S_b} = \vec{v}_a \cdot \vec{v}_b, \quad (2.9)$$

where R_a and S_b refer to representations of G_a and G_b , respectively.

2.1.2 Discrete Anomalies

In addition to these continuous anomaly constraints, there can in some cases also be constraints from discrete anomalies [33]. Much as in the four-dimensional case [36], these constraints come about from the condition that the overall phase appearing in the path integral is well-defined. A non-trivial constraint appears whenever $\pi_6(G)$ is non-trivial. It so happens

⁸Indeed, an alternative presentation of the first equation is that the righthand side is equal to $2g_a - 2 - \vec{v}_a \cdot \vec{v}_a$, where g_a is the “genus” associated with the tensor multiplet. For an SCFT, g_a will always be zero.

that this only occurs for the gauge groups $SU(2)$, $SU(3)$ and G_2 , where it is respectively \mathbb{Z}_{12} , \mathbb{Z}_6 and \mathbb{Z}_3 . Restricting to $SU(2)$ theories with just doublets, $SU(3)$ theories with matter in the **3** and **6**, and G_2 theories with matter in the **7**, we have the constraints [33]:

$$SU(2) : 2(n_{\mathbf{2}} - 4) \equiv 0 \pmod{12} \quad (2.10)$$

$$SU(3) : n_{\mathbf{3}} - n_{\mathbf{6}} \equiv 0 \pmod{6} \quad (2.11)$$

$$G_2 : n_{\mathbf{7}} - 1 \equiv 0 \pmod{3}, \quad (2.12)$$

where the particular integer we mod out by is dictated by the homotopy group. Observe that for $SU(2)$, we allow for the possibility that $n_{\mathbf{2}}$ is a half-integer. This can occur because the doublet is a pseudo-real representation, so we can have a half-hypermultiplet.

2.2 Motion to the SCFT Point

In the above, we derived some necessary conditions to make sense of a 6D SCFT on its tensor branch. Now, to really have a 6D SCFT, we need to proceed back to the origin of the tensor branch. The positive-definiteness of the metric for the scalars in the tensor multiplets imposes the condition that the matrix:

$$A_{ab} = -\vec{v}_a \cdot \vec{v}_b \quad (2.13)$$

is positive definite. Note that this condition is specific to requiring the existence of an SCFT decoupled from gravity, and need not be satisfied in a general 6D theory.

3 6D SCFTs from the Top Down

In this section we turn to the F-theory realization of 6D SCFTs. F-theory provides a formulation which systematically enumerates possible tensor branches. It is therefore ideally suited for the purposes of classification.

An F-theory compactification can be defined by starting with M-theory on an elliptically fibered Calabi-Yau threefold \tilde{X} over a non-compact base B . To reach the F-theory model, we contract the elliptic fiber to zero size, arriving at F-theory on the base B with axio-dilaton profile determined by the fibration $\tilde{X} \rightarrow B$. We assume that all fibers of $\tilde{X} \rightarrow B$ are one-dimensional; this can always be achieved by blowing up B if necessary [37].

Now, to reach a 6D SCFT from such an F-theory model, we must simultaneously contract curves in the base B to zero size. The reason for this is that D3-branes wrap these curves, producing effective strings in the 6D effective theory. By shrinking these curves to zero size, we reach a limit where additional light degrees of freedom contribute to the theory. To get a 6D SCFT, this contraction must be possible at finite distance in the Calabi-Yau moduli space. Geometrically, the condition that we can contract a curve in the base in this way

means they are all \mathbb{P}^1 's. Labelling these curves as Σ_i , the main condition for contracting such curves is that the adjacency matrix

$$A_{ab} = -\Sigma_a \cdot \Sigma_b \quad (3.1)$$

be positive definite.

As explained in [20], for a 6D SCFT, each such base consists of a connected configuration of curves built from (a) ADE configurations of -2 curves, and (b) configurations of curves known as “non-Higgsable clusters” [21], possibly joined by curves of self-intersection -1 . The geometry of elliptic fibrations then helps to determine the possible ways that these NHCs and ADE configurations can be joined together via -1 curves.

Now, for each cluster, there is a *minimal* singularity type for the elliptic fiber. This is found by considering the minimal Weierstrass model:

$$y^2 = x^3 + fx + g \quad (3.2)$$

with f and g sections of $\mathcal{O}_B(-4K_B)$ and $\mathcal{O}_B(-6K_B)$. The minimal order of vanishing for f and g over each compact curve dictates the possible appearance of a singular fiber [26]. We list these clusters as a sequence of integers n_1, \dots, n_k where $-n_j = \Sigma_j \cdot \Sigma_j$, and the sequence indicates which curves intersect. The full list of NHCs is:

$$\text{One Curve: } n \quad \text{for } 2 \leq n \leq 8 \quad \text{or } n = 12 \quad (3.3)$$

$$\text{Two Curves: } 2, 3 \quad \text{and} \quad 2, 2 \quad (3.4)$$

$$\text{Three Curves: } 2, 2, 2 \quad \text{and} \quad 2, 2, 3 \quad \text{and} \quad 2, 3, 2. \quad (3.5)$$

In addition to these NHCs, we also have the ADE graphs of just -2 curves. When the context is clear, we shall sometimes omit the commas between these integers. For each such NHC, there is a corresponding minimal order of vanishing for f and g of the Weierstrass model. This order of vanishing then translates to a gauge algebra, and matter content on the curve.

A single curve of self-intersection -9 , -10 or -11 can also occur, but the associated fibration $\tilde{X} \rightarrow B$ will have some two-dimensional fibers; in heterotic language, we say that the theory with self-intersection $-n$ has $12 - n$ small instantons. To cure this, $12 - n$ points along the curve of self-intersection $-n$ must be blown up to yield a curve of self-intersection -12 . It will be convenient for our combinatorial analysis to treat curves these self-intersections in parallel with the other cases, i.e., to replace (3.3) with

$$\text{One Curve: } n \quad \text{for } 2 \leq n \leq 12, \quad (3.6)$$

and to remember that $12 - n$ blowups must be done when $n = 9, 10$, or 11 .

The corresponding gauge algebra for each cluster is dictated purely by the self-intersection

number in the base. For four curves and above, the base is already Calabi-Yau, so the fibration can be trivial. For one to three curves, a gauge algebra, and sometimes matter are also possible. Here is the list of gauge algebras and matter fields for three curves or less:

Matter	$\{\}$	$\{\}$	$\{\}$	$\{\}$	$\frac{1}{2} \mathbf{56}$	$\{\}$	$\mathbf{I}^{\oplus 3}$	$\mathbf{I}^{\oplus 2}$	$\mathbf{I}^{\oplus 1}$	$\{\}$
Algebra	\mathfrak{su}_3	\mathfrak{so}_8	\mathfrak{f}_4	\mathfrak{e}_6	\mathfrak{e}_7	\mathfrak{e}_7	\mathfrak{e}_8	\mathfrak{e}_8	\mathfrak{e}_8	\mathfrak{e}_8
Cluster	3	4	5	6	7	8	9	10	11	12

(3.7)

Matter	$\frac{1}{2} (\mathbf{2}, \mathbf{7} + \mathbf{1})$	$\frac{1}{2} (\mathbf{2}, \mathbf{8}, \mathbf{1}) \oplus \frac{1}{2} (\mathbf{1}, \mathbf{8}, \mathbf{2})$	$\frac{1}{2} (\mathbf{1}, \mathbf{2}, \mathbf{1}) \oplus \frac{1}{2} (\mathbf{1}, \mathbf{2}, \mathbf{7})$
Algebra	$\mathfrak{su}_2 \oplus \mathfrak{g}_2$	$\mathfrak{su}_2 \oplus \mathfrak{so}_7 \oplus \mathfrak{su}_2$	$\{0\} \oplus \mathfrak{sp}_1 \oplus \mathfrak{g}_2$
Cluster	2, 3	2, 3, 2	2, 2, 3

(3.8)

(3.9)

where in the above, we have emphasized the difference between $\mathfrak{sp}_1 \simeq \mathfrak{su}_2$ and \mathfrak{su}_2 , since the \mathfrak{sp}_1 case arises from monodromy in the elliptic fiber. In the above, the notation $\mathbf{I}^{\oplus k}$ for the \mathfrak{e}_8 algebras refers to the presence (in heterotic language) of k small instantons. In F-theory, these arise from the collision of the \mathfrak{e}_8 locus with k components of the discriminant locus, each of which supports an I_1 fiber.⁹ For the clusters with more than one curve, there is a summand in the algebra corresponding to each curve, although in the 223 case one of those summands is trivial (denoted by $\{0\}$ above). Note that there is still a tensor multiplet associated to that curve even though there is no gauge algebra.

Now, to put together more general base geometries, we take these NHCs as well as configurations of -2 curves and insert curves of self-intersection -1 in between them. To get a CFT, a number of conditions must be met [20]:

- A -1 curve can intersect at most two NHCs. Otherwise, upon blowing down we violate a condition for normal crossing, and the curves cannot all simultaneously contract to zero size.
- For a pair of curves Σ_L and Σ_R which intersect the -1 curve, there is a corresponding *minimal* gauge algebra \mathfrak{g}_L and \mathfrak{g}_R supported on each curve. A consistent elliptic model requires that this minimal algebra satisfies the condition $\mathfrak{g}_L \times \mathfrak{g}_R \subset \mathfrak{e}_8$.

Now, as we have already mentioned several times, the minimal gauge algebra on curve of the base is dictated by its self-intersection [21]. In some cases, we can make this fiber more singular, for example, by introducing additional seven-branes into the system. The main condition we need to check is that doing this continues to retain a balancing of all brane tensions, or in geometric terms, that an elliptic fibration satisfying the Calabi-Yau condition still exists.

⁹Technically, all such collisions must be blown up to obtain a fibration $\tilde{X} \rightarrow B$ all of whose fibers are one-dimensional.

Once we enhance the fiber type, the gluing condition used to construct consistent base geometries must be generalized. Geometrically, the main condition we need to satisfy is that the order of vanishing for f and g is such that we can even define a minimal Weierstrass model in the first place. In practice, this means that the product algebra of two neighbors must fit inside either an infinite classical series of **su**-, **sp**- or **so**-type, or must fit inside a subalgebra of \mathfrak{e}_8 .

Enhancing a fiber above the minimal type also means that we both enhance the gauge algebra on a curve, and also introduce additional matter fields charged under this algebra. This must be so, because we need to be able to Higgs the theory back down to the minimal fiber type.

To give an example, consider the case of a single -5 curve. This minimally supports an \mathfrak{f}_4 algebra. However, we can enhance this to an \mathfrak{e}_6 theory with a single hypermultiplet in the **27**. Giving a vev to the **27** initiates a breaking pattern back to the minimal gauge algebra.

Now, for all of the curves of self-intersection -5 or less, we have an exceptional algebra, so any enhancement we do must be a subalgebra of \mathfrak{e}_8 . Indeed, we can in principle enhance the fiber all the way to an \mathfrak{e}_8 algebra. For \mathfrak{e}_7 and its subalgebras, there is extra matter which determines the corresponding unfolding back down to the minimal symmetry algebra. For the case of \mathfrak{e}_8 , there is some number of small instantons (in heterotic language). Dissolving these small instantons again initiates an unfolding to a lower symmetry algebra.

The case of a -3 curve is also rather special since it arises in F-theory from a non-perturbative bound state of seven-branes with different (p, q) type. This means it is better thought of as part of the exceptional series.

For the remaining curves, i.e., those of self-intersection -4 , -2 and -1 , it is helpful to first study what algebras *cannot* occur. This is basically a consequence of the condition that we need to be able to Higgs the theory down to the minimal singularity type. For a -1 curve, we find no restrictions on **su**-type, **sp**-type gauge algebras, or exceptional gauge algebras, though high rank **so**-type gauge algebras are excluded because any configuration of matter will yield an anomalous gauge theory. For a -2 curve, we find that **sp**-type algebras are excluded along with high rank **so**-type gauge groups. For a -4 curve, we find that both **su**- and **sp**-type algebras are excluded, i.e., only **so** and exceptional algebras are possible.

Let us now examine what sorts of gauge algebra enhancements can in fact occur. For a -4 curve, a further enhancement in the fiber takes us either to a subalgebra of \mathfrak{e}_8 , or to a higher rank **so**-type algebra. Moreover, to have the option to unfold back down to an **so**₈ algebra, the available matter content on this enhanced **so**-type algebra is also quite limited. Using the collision rules of [38], we deduce that we either must unfold from inside \mathfrak{e}_8 (if the rank of the **so**-type algebra is low enough), or we unfold from inside a high rank **so**-type algebra. In the latter case, we can only get matter in the fundamental representation. In the former case, we have a few additional options which were worked out in [39, 38, 34], and consist of spinor representations of the **so**-type algebra.

Turning next to a -2 curve, we see that we can enhance to an \mathfrak{su} -type algebra, an \mathfrak{so} -type algebra, or continue on through the exceptional series. Now, we can again ask about the matter content which can be charged under this gauge algebra. We split our analysis up into whether we embed in a higher rank classical algebra, or an exceptional one. In the case of the classical algebras, we can embed in a higher rank \mathfrak{su} or \mathfrak{so} algebra. Again following the collision rules, we learn that we can have matter in the fundamental and two-index anti-symmetric representation.

In the case of a -1 curve, we see that there are no restrictions on the algebra which can be supported over the curve. Additionally, this means that the types of matter fields which can also be supported at points of these curves all follow from unfolding of either \mathfrak{e}_8 , or a higher rank \mathfrak{su} , \mathfrak{sp} or \mathfrak{so} -type algebra.

Quite importantly, this analysis also reveals that the geometric content of self-intersection numbers is not “extra input” from the top down construction, but is simply a convenient repackaging of data in the 6D effective field theory. For example, we can either state that we have a curve of self-intersection -5 and an algebra \mathfrak{e}_6 , or equivalently, we can state that we have an \mathfrak{e}_6 algebra with a hypermultiplet in the fundamental representation. We will amplify this point further when we turn in section 6 to the consistent ways to decorate the base of an F-theory compactification.

4 Strategy for Classification

In the last two sections we observed that the bottom up constraints on the construction of 6D SCFTs have direct avatars in the top down approach via compactifications of F-theory. Indeed, compared with other top down methods, the F-theory approach allows for a clean geometric identification of the tensor branch which directly mirrors the effective field theory construction. We shall therefore adhere to this approach in what follows.

Now, to classify possible 6D SCFTs via F-theory, we shall proceed in the following steps:

- Step 1: Classify all non-compact base geometries
- Step 2: Classify all ways of enhancing the minimal fiber type of these geometries without inducing further blowups

One might think that a third step—classifying all ways of decorating the theory by boundary data such as T-branes—would also be required. In fact, we will present strong evidence that this is unnecessary, namely these boundary data are already captured by listing all possible elliptic fibrations.

In the remainder of this section we review some of the geometric tools which will be useful in performing this classification. This will include some of the salient elements from the classification obtained in [20].

4.1 Orbifolds and Endpoints

In reference [20] a coarse classification of 6D SCFTs was presented in which every 6D SCFT is labelled by a discrete subgroup of $U(2)$. One of the central methods from reference [20] that we shall heavily exploit in our classification of bases is the effect that blowing down a -1 curve has on the self-intersection of other curves in the base of an F-theory geometry. As explained in more detail in [20], for a sequence of three curves with the -1 curve in the middle, the blowdown of this curve shifts the self-intersections as:

$$x, 1, y \rightarrow (x - 1), (y - 1). \quad (4.1)$$

That is, we shrink down the -1 curve to zero size, which changes the geometry of the base. It may or may not be possible to perform a complex structure deformation to move the blown-down point away to general position. But in either case (i.e., whether the blown-down space is a valid base for F-theory or not), for the original base to support a 6D SCFT, we need the adjacency matrix to be positive definite. This is equivalent to checking that the adjacency matrix obtained after blowing down all -1 curves is also positive definite.

Let us also note that in a 6D SCFT, a -1 curve can never intersect more than two distinct curves. We shall sometimes refer to this as the “normal crossing condition”, as this is the geometric condition which would be violated. One can also see a cruder version of this statement by considering any adjacency matrix where a -1 curve acts as a trivalent vertex in a graph. In this case, one can proceed on a case by case basis through possible ways to attach extra curves compatible with the gluing condition. In all cases, the adjacency matrix is no longer positive definite. This is a very important restriction, and means that structures such as the $\mathfrak{su}_3 \times \mathfrak{su}_3 \times \mathfrak{su}_3 \subset \mathfrak{e}_6$ “trifundamentals” prevalent in 4D $\mathcal{N} = 2$ theories (see, e.g., [40]) cannot arise.

In fact, we can iterate this procedure of successively blowing down the -1 curves one after the other. Doing so, we get a configuration of curves which all have self-intersection $-n < -1$. It is then enough to check that this final adjacency matrix is positive definite. We refer to a configuration of curves obtained in this way as an “endpoint”: it is a complex surface, obtained by blowing down an F-theory base, from which -1 curves have been eliminated. In [20] all of these endpoints were classified, where it was found that they all have the structure of generalized ADE Dynkin diagrams where the self-intersections of some of the curves can be different from -2 .

Such configurations are all associated with the resolution of orbifold singularities \mathbb{C}^2/Γ for Γ a discrete subgroup of $U(2)$. Given this list, we can also perform a minimal set of resolutions so that the elliptic fiber of the corresponding Calabi-Yau stays in Kodaira-Tate form over each curve. Said differently, we get the following coarse classification of 6D SCFTs:

- 1) For every 6D SCFT, there is a corresponding discrete subgroup $\Gamma \subset U(2)$.
- 2) Call this collection of discrete subgroups \mathfrak{G}_{SCFT} . Then, for each $\Gamma \in \mathfrak{G}_{SCFT}$, there is

a canonical SCFT obtained by performing a minimal set of blowups of \mathbb{C}^2/Γ to obtain a valid base for F-theory.

This classification is coarse in the sense that more than one 6D SCFT could have the same endpoint, and thus the same Γ . For example, the trivial endpoint, i.e., Γ isomorphic to the identity covers all the bases 1, 2...2, with an unlimited number of -2 curves.

From this perspective, one potential strategy to refining this classification would be to see how many extra blowups can be added to the base, and then, to check what sorts of non-minimal elliptic fibers can be supported over these choices.

Though this is a viable approach, we shall find it more direct to pursue a somewhat different approach to the classification of bases and fibers. One consequence of this alternative approach will be that we recover points 1) and 2) with little additional effort.

4.2 The “Chemistry” of Classification

In this subsection, we present a brief summary of the classification. Details are spelled out in the following sections. The basic steps of our classification scheme, and the section where the details can be found are as follows:

- Step 1: Classify all Base Geometries (section 5).
- Step 2: Classify all Fiber Enhancements of the Base Geometry (section 6).

The content of section 7 will be to argue that all of the possible 6D SCFTs, including decorations by boundary data such as T-branes, are already captured by purely *geometric* data in an F-theory compactification. Let us now discuss in further detail each of these steps.

Consider first the structure of the base geometries. Much as in chemistry, all of the 6D SCFTs we will encounter are built up from a small number of building blocks: the non-Higgsable clusters of reference [21], together with ADE graphs consisting of -2 curves. These building blocks play the role of “atoms.” They can in turn be joined to other atoms by -1 curves. To further facilitate our classification scheme, we shall split these building blocks up into those which are of DE-type, and those which are not:

$$\text{DE type: } 4, 6, 7, 8, 9, 10, 11, 12 \tag{4.2}$$

$$\text{non-DE type: } 3, 23, 232, 223, 5, \text{ADE graphs.} \tag{4.3}$$

Our “DE” nomenclature references the *minimal* gauge symmetry supported over the curve (if any). To build a bigger structure we must interpose a -1 curve between two NHCs and/or ADE graphs.

The first step in our classification scheme will be to give an explicit list of all possible “radicals” and “molecules” which can be formed by combining only non-DE type curves, together with -1 curves. We call the DE-type atoms “nodes” and call the radicals and molecules “links” since they typically connect to one or more DE-type nodes, linking them together. It turns out that the structure of these links is quite limited, so that there is only one link with a quartic vertex, while the rest have at most one trivalent vertex, or are just a single line of curves. We also find examples of “noble molecules,” that is, links which can never attach to a DE-type node. An important feature of these links is that the only configurations which can grow to an arbitrary size are the instanton link $1, 2, \dots, 2$ and the A- and D-type Dynkin diagram configurations of -2 curves.

After listing all possible links, we then turn to the ways that they can attach to the nodes. This is where we encounter many families of 6D SCFTs which can sometimes grow to arbitrary size. That being said, these structures are still remarkably constrained. For example, we find that a configuration of DE type nodes forms at most a single line, i.e., there are no tree-like structures at all for linking together such nodes. Moreover, nearly all such DE type nodes attach to only two links. Only at the two leftmost and rightmost nodes can there be three links attached. Finally, we also determine all possible links which can actually attach two such nodes. We find that in general, the links are of “minimal type”, i.e., they are the ones which would be expected from performing a minimal resolution of colliding singularities in an F-theory compactification. The non-minimal links only attach between the three leftmost or rightmost nodes of such a configuration of curves. For a schematic depiction of the resulting structures, see figure 1. We collect a full list of possible links, as well as possible sequences of DE-type nodes in a set of Appendices. The companion *Mathematica* notebooks allow the reader to further explore our list of theories.

With the classification of bases in hand, we next turn to step 2: the possible ways that we can make the resulting elliptic fibration more singular whilst still retaining the condition that the fiber over each curve remains in Kodaira-Tate form. Here, the options are so limited that it is typically enough to simply list these conditions for each curve individually. Indeed, the vast majority of our bases admit no enhancement at all. The main lesson from this set of examples is that to get an enhancement of the fiber, we typically need to have a sequence of classical gauge groups. The collection of bases which can support such gauge groups is also rather limited, and makes it possible to sort out the generic fiber enhancement.

A complete classification of 6D SCFTs must include the possible ways to supplement a theory by “boundary data.” An important example of such boundary data are T-branes (see, e.g., [41–52]). These are non-abelian intersections of seven-branes which have broken gauge / flavor symmetries, with a singular spectral equation. Additional examples of boundary data include M5-branes probing an E_8 wall near an ADE singularity in which there are non-trivial boundary conditions for the instanton. Owing to the fact that such data is not captured directly by the complex equations of an F-theory compactification, it is natural to ask whether this extra data must also be included in a full classification scheme.

We find that these data are redundant. That is, upon moving onto the tensor branch of the theory, we will find that every way of supplementing a theory by T-brane / small-instanton boundary data is already accounted for by a purely *geometric* operation where we enhance the singularity type of the elliptic fiber. A rather striking consequence of this perspective is that this physical picture leads us to a beautiful and completely unexpected classification scheme for homomorphisms from discrete subgroups of $SU(2)$ to E_8 : the boundary data for instantons probing an orbifold singularity are captured by such homomorphisms, and are in turn (as we show) described by the data of an F-theory compactification! In more detail, we present detailed matches between the resulting flavor symmetries on both sides of the correspondence for the ADE discrete subgroups of $SU(2)$.

Putting together these steps, we arrive at a rather complete picture of how to build a 6D SCFT in F-theory. Further since our “top down” constraints can often be phrased in purely effective field theory terms, we are led to conjecture that this is the full set of ways to manufacture an SCFT.

We now proceed to the classification of 6D SCFTs.

5 Classification of Bases

We now turn to the first stage of our classification program: We determine an explicit list of all possible bases for F-theory geometries. In effective field theory terms, classifying the bases can be viewed as determining all configurations of tensor multiplets which can support a 6D SCFT (compatible with the conditions of anomaly cancellation and reaching the origin of the tensor branch of the moduli space). Further, for each such base, there is a canonically associated theory. In some cases, there is also the possibility of enhancing the gauge symmetry over some of the curves. We shall turn to this further refinement in section 6.

The big surprise of this section is how limiting the resulting structures turn out to be: We find that these bases are essentially just linear chains of curves, with some decorations on the end. The bulk of the combinatorics is thus reduced to a classification of these decorations, and how to consistently combine them with possible linear chains.

To tame the combinatorial chemistry of building bases, we shall introduce some helpful nomenclature (for a brief review see section 4). Recall that we view the non-Higgsable clusters together with the ADE graphs as the “atoms” out of which we build an SCFT. It will prove convenient to further distinguish these atoms according to the minimal gauge algebra which they support, as spelled out in eqs. (4.2)-(4.3) above. We shall often refer to the DE-type curves as “nodes”, and to compounds built solely from the non-DE type curves together with -1 curves as “links”. (Notice that the simplest link is just a single -1 curve itself.) The utility of this nomenclature is that all of the DE-type curves attach to one another via such links. Moreover, this distinction will provide us with a systematic way to

blowdown -1 curves: on our way to an endpoint, we will often go to an intermediate point involving just non-DE type curves, and only then consider blowing down a DE-type curve.

A priori, a link could be an arbitrarily complicated structure. We find, however, that this is not the case. To help collect the possibilities, we shall refer to an “ n -link” as one in which there are precisely n curves of self-intersection -1 which only attach to one curve. That is, they are the places where a potential bond to another atom / radical / molecule could occur. Here are some examples of n -links:

$$\text{A 4-link: } \overset{1}{151}, \text{ A 3-link: } \overset{1}{151}, \text{ A 2-link: } 151, \text{ A 1-link: } 15, \text{ A 0-link: } 5. \quad (5.1)$$

Of course, in the case of a 0-link, it attaches to nothing else. Let us also note that all of the ADE-type configurations of just -2 curves are examples of 0-links:

$$\text{More Examples of 0-links: } 2...2, \quad \overset{2}{22}...2, \quad \overset{2}{222}2, \quad \overset{2}{2222}2, \quad \overset{2}{22222}2. \quad (5.2)$$

In all cases other than the A-series, we cannot attach a -1 curve to any of these 0-links. This is because blowing down the -1 curve successively eventually inflicts a blowdown on the trivalent vertex. In the case of the A-series, attaching a single -1 curve is allowed and leads to an instanton link.

As we have already mentioned, the n -links with $n \geq 1$ can often attach to various nodes. We shall refer to a link as a “noble molecule” if it can never attach to a node, and we shall refer to a link as being “alkali” if it can only potentially attach to precisely one node.¹⁰

In some cases, a link which could potentially attach to more than one node may only be affixed to one. For this reason, it is also helpful to reference a link as being a “side link” if it only attaches to one node, and to an “interior link” as one which attaches to at least two nodes. So in other words, an alkali link is always a side link, but a link which is interior can also potentially operate as a side link.

To give an example of how to piece together these ingredients, consider a collection of -12 curves to be our nodes. We can join two such nodes together via the link consisting of eleven curves: 12231513221. Using this, we can string together an arbitrarily long repeating pattern of such nodes:

$$(12)12231513221(12)12231513221(12).... \quad (5.3)$$

This consists of collections of nodes, i.e., the -12 curves, and in between each pair is an (E_8, E_8) link: 12231513221. This and similar repeating patterns were noted in [10, 13, 21]. The minimal links found here are precisely those of the “6D conformal matter” studied in

¹⁰The terminology is borrowed (in bowdlerized form) from chemistry, where the noble gases are chemically inert, and the alkali elements can typically attach to precisely one other element. We leave a more detailed set of analogies / metaphors to the reader well-versed in organic chemistry.

[22, 23]: They originate as the minimal conformal sector where two E_8 singularities intersect in F-theory.

It has likely not escaped the reader that the structure of our base looks quite a bit like a generalization of a quiver. We will soon find that there are nested containment relations on these algebras, with the largest rank simple groups residing in the interior of the configuration of curves. To further reinforce this concept, we shall often omit the self-intersection of a curve, and will instead simply reference the *minimal* gauge algebra supported over a node. Observe that just giving the gauge algebra is not enough to reconstruct the self-intersection of a DE-type curve. For example, both the -7 and -8 curves minimally support an E_7 gauge symmetry, while the $-9, -10, -11, -12$ curves all support an E_8 algebra. We shall therefore introduce the notation of a “primed node”:

$$E'_7 : -7 \text{ curve} \tag{5.4}$$

$$E_7 : -8 \text{ curve} \tag{5.5}$$

$$E'''_8 : -9 \text{ curve} \tag{5.6}$$

$$E''_8 : -10 \text{ curve} \tag{5.7}$$

$$E'_8 : -11 \text{ curve} \tag{5.8}$$

$$E_8 : -12 \text{ curve.} \tag{5.9}$$

Having introduced some useful terminology, our plan in the remainder of this section will be to establish a number of lemmas. With these in place, we will be able to significantly constrain the structure of a base. In order to systematically classify the bases, we observe that we can consistently blow down the -1 curves to reach an endpoint for a link. Now, upon performing this sequence of blowdowns, the self-intersection of each node curve will also change. This change is uniquely fixed once we specify all the links which are attached to a given node. To see whether we have a consistent base for an SCFT, we therefore can first blowdown to the endpoints for the links, and only then consider blowdowns on each of the nodes. As listing all of the intermediate curves in a link is often unnecessary (being dictated by the neighboring structure of the node) we shall often write:

$$g_L \overset{s,t}{\oplus} g_R \tag{5.10}$$

to indicate that we have two nodes g_L and g_R and a link suspended between them. The superscript by s and t indicates that upon reaching the endpoint of the link induces a shift in the self-intersection number by s on g_L and t on g_R . To distinguish the blowdown of links from a full blowdown of all curves, we shall sometimes use the notation \xrightarrow{L} to indicate that we are blowing down just the interior links. Here is an example of a link blowdown, first in compressed notation, and then in expanded notation:

$$E_8 \overset{5,5}{\oplus} E_8 \xrightarrow{L} 77 \tag{5.11}$$

$$(12)12231513221(12) \xrightarrow{L} 77. \quad (5.12)$$

Our first task will therefore be to classify the possible links which can attach to the nodes of our base. A priori, such links could be a linear chain of non-DE type NHCs, or possibly a tree-shape configuration, for example:

$$\begin{array}{c} 1 \\ 151. \end{array} \quad (5.13)$$

In a set of Appendices, we give a full list of all possible links, their endpoints, as well as the number of blowdowns these links induce on neighboring nodes. *The key point is that the interior structure of a base is quite limited: The nodes of the base form a single line, and the type of interior link is minimal except near the very ends of the base.* The combinatorics of classifying bases is thus reduced to a small amount of decoration on the ends. Since these options are in turn completely determined by the constraints collected here (and in the Appendices) *we will classify all bases.*

The rest of this section is organized as follows. First, in subsection 5.1, we give the final result from the classification of bases. We also give an overview to the various lemmas, establishing where to find the relevant material. In subsection 5.2, we establish the main results on the structure of links. First, we give a list of all possible links, and then determine constraints on where these links can sit. In nearly all cases, the “minimal link” is the only available option. We then turn in subsection 5.3 to constraints on the locations of nodes in a base. We find a strong partial ordering constraint, which effectively cuts down the possibilities to a small number of places where decoration is possible. Finally, in subsection 5.4, we turn to constraints on how to decorate the ends of a base. In a set of Appendices and in some companion *Mathematica* programs we collect the full list of possible interior sequences, as well as all possible links which can attach to an end.

5.1 General Structure of a Base

In this section we provide a brief overview to the results to follow, which mainly consist of a set of interlocking lemmas which build towards the final result. The main outcome from this analysis is that the most general base takes the form of a linear chain of curves:

$$S_{0,1} g_1^{S_1} L_{1,2} g_2^{I^{\oplus s}} \dots L_{m-1,m} g_m L_{m,m+1} \dots g_{k-1}^{I^{\oplus t}} L_{k-1,k} g_k^{I^{\oplus u}} S_{k,k+1}. \quad (5.14)$$

Here, each of the g_i refers to a DE-type node, and the S ’s and L ’s refer to the possibility of attaching respectively a side link or an interior link. Additionally, the notation $I^{\oplus s}$ refers to attaching s small intantons to a curve, that is, a sequence of s curves such as $1, 2, \dots, 2$. For all of the interior nodes, i.e., g_3, \dots, g_{k-2} , we find that no decoration by a side link is possible. That is, they only attach to two links. Said differently, the only deviation away from a linear chain of curves occurs on the two leftmost and rightmost nodes of the base. For example,

only these extremal nodes can support a primed gauge group.

Let us note that here we do not distinguish between one long chain, and shorter small instanton chains with the same number of total curves, i.e., we identify $\mathbf{I}^{\oplus s} g \mathbf{I}^{\oplus t}$ and $g \mathbf{I}^{\oplus (s+t)}$. For now, this is simply a convenient bookkeeping device, though we should also note that when there is no further decoration of the fiber, such configurations turn out to flow to the same SCFT point [20].

Additionally, we shall also find that the instanton links attached in the interior are always limited to at most two curves, i.e., the configuration 1, 2 or two marked points, each with a single -1 curve. Moreover, at five nodes and above the only option available is zero or one instanton.

Another outcome from our analysis is that we have a sequence of partially ordered gauge groups for the nodes:

$$G_1 \subseteq G_2 \subseteq \dots \subseteq G_m \supseteq \dots \supseteq G_{k-1} \supseteq G_k. \quad (5.15)$$

Moreover, the structure of the base is just a linear chain of curves, up to some possible decoration which can occur at the ends.

Let us note that some bases may be comprised entirely of side links, that is, there are no DE-type nodes at all. This covers all of the ADE graphs with just -2 curves. Additionally, there are some more exotic tree-like side links. We collect all of these possibilities in an Appendix.

Finally, here is an overview of the various elements which go into our general constraints on the structure of base geometries:

- In subsection 5.2 we derive a number of constraints on the properties of links. We list all interior links, and introduce the notion of a minimal and non-minimal link. The full list of possible links is collected in an Appendix.
- In subsection 5.3 we turn to the constraints on the nodes of a base. The major constraint we discover is that a node can join to a maximum of two other nodes. In particular, this limits the topology of the base to a line, with only a small amount of decoration by links at the ends. We also uncover a “stability condition” on the minimal gauge algebra supported over each node: In a base these nodes obey a partial ordering condition such that the largest rank algebras appear in the interior of the base. We also show that the primed nodes E'_7 , E'''_8 and E''_8 can only occur on the two leftmost and rightmost nodes, while the primed node E'_8 can appear in the middle of a five node base, but otherwise is also constrained to the two leftmost and rightmost nodes.
- In subsection 5.4, we turn to the structure of the end nodes. We find that a non-minimal link can only attach in between the two leftmost or rightmost nodes, and so there can be at most two such non-minimal links. Further, only the two leftmost and

rightmost nodes can support a side link. Additionally, we also show that only the leftmost and rightmost node can support a side link which is not an instanton link, and that generically (i.e., at five nodes or more) the instanton link is at best a single -1 curve. Finally, the total number of such side links in a base is at most three.

- Putting all of these steps together, in subsection 5.5 we obtain the general claim that all base geometries take the form of line (5.14), namely a single linear chain with a small amount of decoration on the two leftmost and rightmost nodes.
- The Appendices fill in some remaining details of the classification of bases. For example, we give an explicit list of all possible sequences of nodes, and also all possible links which can attach to these nodes.

5.2 Constraints on Links

In this subsection we determine constraints on the links which can appear in a base geometry. The first item of business will be to determine all possible links which could appear. This is readily dealt with through a computer sweep, and we collect the results in an Appendix. In this Appendix, we also detail how such links can attach to nodes of a base geometry. The plan in this subsection will be to further explain various restrictions on how such links can attach to nodes in a base. We will show in particular that all of the interior links are 2-links. This means, for example, that a tree-shaped 3-link can attach to a maximum of one node.

In fact, the most common types of links which we shall encounter are the “minimal” interior links, and an “instanton link”. We refer to a link as minimal if it is completely determined by performing the minimal number of blowups between a pair of intersecting seven-branes. For example, the minimal link for (E_6, E_6) is 131. For a full list of these minimal links, see Appendix A of reference [27].

5.2.1 The Linear 2-Links

As a first step in the classification of bases, we first list all linear 2-links. These are 2-links, which can potentially connect to two of our nodes. It is convenient to organize all such 2-links according to the number of -5 curves:

$$1, 131, 1231, 12321, 12231, \tag{5.16}$$

$$151, 15131, 151321, 1513221, \tag{5.17}$$

$$1315131, 13151321, 131513221, \tag{5.18}$$

$$123151321, 1231513221, 12231513221, \tag{5.19}$$

$$1513151, 15123151, 131513151, 1231513151, 12231513151. \tag{5.20}$$

Beyond two -5 curves, we cannot produce a consistent linear 2-link.

Having collected all possible 2-links which are linear chains, we now turn to some of their properties. Of the above possibilities, observe that to have an interior link, the sequence of curves must begin (resp. end) with a pattern other than $1, 5$ (resp. $5, 1$). The reason is that the gluing condition does not allow us to pair even a -4 with a -5 curve. Of the 2-links which are also interior, we also see that they all have trivial endpoint. Moreover, blowing down the link also leads to a fixed number of blowdowns on the nodes attached to it. In many cases, these data actually allow us to uniquely reconstruct the corresponding link. For example, we can denote a configuration for the “long link” by the compressed notation:

$$g_L 12231513221 g_R \simeq g_L \overset{5,5}{\oplus} g_R. \quad (5.21)$$

where the notation indicates that five blowdowns are inflicted to the left, and five to the right.

Now, to obey the gluing rules, there is always a maximal algebra which can be attached to a given link. There is a strict hierarchy here:

$$D \subset E_6 \subset E_7 \subset E_8, \quad (5.22)$$

namely, if it is possible to attach an E_8 node, then the gluing rule also allows us to attach an E_7 node. Note, however, that if we can attach an E_7 node, there is no guarantee that we can attach an E_8 node. Here, we do not distinguish between primed and unprimed groups.

Taking this into account, we have the following list of pairings (see also Appendix B):

$$D1D \simeq D \overset{1,1}{\oplus} D \quad (5.23)$$

$$E_6131E_6 \simeq E_6 \overset{2,2}{\oplus} E_6 \quad (5.24)$$

$$E_712321E_6 \simeq E_7 \overset{3,3}{\oplus} E_6 \quad (5.25)$$

$$E_712321E_7 \simeq E_7 \overset{3,3}{\oplus} E_7 \quad (5.26)$$

$$E_71231D \simeq E_7 \overset{3,2}{\oplus} D \quad (5.27)$$

$$E_812231D \simeq E_8 \overset{4,2}{\oplus} D \quad (5.28)$$

$$E_61315131E_6 \simeq E_6 \overset{3,3}{\bigcirc} E_6 \quad (5.29)$$

$$E_613151321E_7 \simeq E_6 \overset{3,4}{\oplus} E_7 \quad (5.30)$$

$$E_6131513221E_8 \simeq E_6 \overset{3,5}{\oplus} E_8 \quad (5.31)$$

$$E_7123151321E_7 \simeq E_7 \overset{4,4}{\oplus} E_7 \quad (5.32)$$

$$E_71231513221E_8 \simeq E_7 \overset{4,5}{\oplus} E_8 \quad (5.33)$$

$$E_812231513221E_8 \simeq E_8 \overset{5,5}{\oplus} E_8. \quad (5.34)$$

Again, here we do not need to distinguish between primed and unprimed groups. The remaining cases of 2-links which are linear chains cannot be joined consistently to two nodes. Hence, these correspond to at best either a side link, or a noble molecule.

5.2.2 All Interior Links are Linear 2-Links

In fact, it is possible to show that all interior links are actually 2-links, and moreover, they are exactly linear chains. This means in particular that the more exotic types of tree-like links encountered previously can only attach to at most one node.

To see this, suppose that we have two nodes g and g' which are joined by one of these more exotic links. Now, this link must also contain a sublink which is just a 2-link comprised of a linear chain. On the other hand, we have already seen that all the interior 2-links which are linear chains have trivial endpoint. That means in particular that we simply cannot add anything else to these links, without violating the normal crossing condition (remember, a -1 curve cannot attach to three distinct curves). So, this means that any tree-like 2-link, or any n -link with $n > 2$ cannot attach to two nodes.

One corollary of this result is that we cannot join three nodes with any such link. Another corollary of this result is that the tree-shaped links can only attach to a maximum of one node.

5.2.3 Minimal and Non-Minimal Interior Links

In preparation for later, here we collect some properties of the minimal and non-minimal links. Recall that we refer to an interior link as “minimal” if all of the blowups between the two nodes are forced, and “non-minimal” otherwise. For example, a non-minimal (D, D) link is $1, 3, 1$, with the minimal link being a single -1 curve. An important feature of this structure is that each minimal link leads to a fixed number of blowdowns on a neighboring node. Running over the list of possible links, we see that the minimal number of blowdowns from attaching via a minimal link is:

	D	E_6	E_7	E_8
blowdowns from a minimal link	1	2	3	4 or 5

(5.35)

We note that some minimal links can induce more blowdowns, for example, the link between (D, E_8) . Indeed, for the E_8 case, 4 blowdowns only occurs when attaching to a D -type node. Otherwise, the minimal number of blowdowns is 5. A non-minimal link always induces *at least* one more blowdown:

	D	E_6	E_7	E_8
blowdowns from a non-minimal link	≥ 2	≥ 3	≥ 4	5

(5.36)

that is, a non-minimal link leads to more blowdowns. Observe that non-minimal links are necessarily rather sparse since too many will lead to an inconsistent base.

To demonstrate the utility of this notion, we shall now show that after blowing down all links, the self-intersection of an interior node (i.e., one that attaches to two or more nodes) is either -1 , -2 , -3 or -4 . Moreover, the latter two cases can only occur for an E_8 node which has a minimal link joining to a D -node.

We establish this result simply by considering the minimal interior link which connect any two nodes. For a D -node, we have at least two blowdowns on a -4 curve. For an E_6 node, we have at least four blowdowns on a curve of self-intersection -6 . After these blowdowns, we are left with at best a -2 curve. For an E_7 node, we have at least six blowdowns on a curve of self-intersection either -7 or -8 . For an E_8 node we can potentially attach to a link such as $\overset{4,2}{\oplus}$. So in this case, blowing down a link can lead to a curve of self-intersection -1 , -2 , -3 or -4 . For example, we get a -4 curve from a subconfiguration such as $D \oplus E_8 \oplus D$, and we get a -3 curve from a subconfiguration such as $D \oplus E_8 \oplus E_8$.

5.2.4 Number of Links on a Node

Let us now show that a node can only attach to at most three non-instanton links, i.e., links that are not of the form $1, 2, \dots, 2$. We establish this by showing on a case by case basis that for four non-instanton links, we always generate an inconsistent blowdown of the base. For the instanton links, we have a choice of how we partition up the small instantons into specific

marked points. For k small instantons, this amounts to a choice of k -box Young tableau. The fact that a tableau labels a different theory is explained further in reference [53].

Consider first a D -type node. If we attach four -1 curves, we have:

$$\begin{array}{c} 1 \\ 141, \\ 1 \end{array} \quad (5.37)$$

which does not blowdown consistently. Next, consider an E_6 -type node. If we attach four non-instanton links, we at least have:

$$\begin{array}{c} 3 \\ 1 \\ 31613 \\ 1 \\ 3 \end{array} \rightarrow \begin{array}{c} 2 \\ 222 \\ 2 \end{array}. \quad (5.38)$$

This comes from the fact that any non-instanton link attached to a -6 curve must at the very least induce one blowdown and blow down to a -2 curve (see Appendix D for the list of links that can attach to a -6 curve, the number of blowdowns they induce, and the configuration after blowdown). But the adjacency matrix for this configuration of -2 curves is not positive definite. So, this also is not allowed. Next, consider an E_7 -type node. If we attach four non-instanton links, we at least have:

$$\begin{array}{c} 3 \\ 2 \\ 1 \\ 3218123, \\ 1 \\ 2 \\ 3 \end{array} \quad (5.39)$$

since any non-instanton link attached to a -8 curve must at the very least induce two blowdowns (see Appendix D). This generates eight blowdowns on the -8 curve, again a contradiction. Finally, consider an E_8 -type node. If we attach four non-instanton links, we at least have:

$$\begin{array}{c} 3 \\ 2 \\ 2 \\ 1 \\ 3221(12)1223. \\ 1 \\ 2 \\ 2 \\ 3 \end{array} \quad (5.40)$$

From this, we generate twelve blowdowns, again a contradiction. Based on this, we conclude that any of our nodes can attach to a maximum of three non-instanton links.

5.3 Constraints on Nodes

An important aspect of links, i.e. molecules built of soley non-DE type curves is that the only infinite series are the instanton links $1, 2, \dots, 2$, and the A - and D -series of -2 curves. All of the other links have a size which is bounded above. To build more general structures, we

must combine these links with nodes.

The main consistency condition we will be applying repeatedly is that the adjacency matrix for the configuration of curves is positive definite. A necessary condition is that in any connected subconfiguration, the resulting adjacency matrix must also be positive definite. In more geometric terms, we need to be able to consistently blowdown all the -1 curves.

To constrain the structure of nodes in the base, we will use the general procedure introduced in subsection 5.2.3: We will first blowdown all the links to their endpoints, and we will then analyze the resulting structure of the graph, and in particular the self-intersection of the DE-type curves (i.e., the nodes).

The strongest constraint comes from the fact that blowing down the links attached to an interior node (namely one which attaches to at least two other nodes) usually leaves us with a -1 or -2 curve, with the case of a -3 or -4 curve restricted to special circumstances where an E_8 -node links to at least one D-type node. Systematically applying this condition, we shall derive a number of constraints on the ways to string together multiple nodes.

First, we shall establish that a node can join to at most two other nodes. Combined with the result of subsection 5.2.2 that an interior link can only attach to two nodes, we will demonstrate in subsection 5.3.1 that a configuration of nodes is always a line. That is, the data about the nodes is completely captured by specifying a sequence of the form G_1, \dots, G_k for a configuration with k nodes.

The remaining items will be to determine all possible sequences of nodes, and moreover, what sorts of links can attach to such nodes. We will establish that the minimal gauge group supported on a node obeys a strict partial ordering constraint:

$$G_1 \subseteq \dots \subseteq G_m \supseteq \dots \supseteq G_k, \quad (5.41)$$

namely the biggest gauge symmetries happen in the interior of a base.

Finally, we will establish that the primed nodes E'_7 , E'''_8 and E''_8 can only occur on the two leftmost or rightmost curves, while the E'_8 node can occur in the middle of a five node base. Otherwise, it too is also constrained to the two leftmost and rightmost nodes.

The resulting structure for all such base geometries will be of the form:

$$\begin{array}{ccccccccccc} S_1 & S_2 & S_m & S_{k-1} & S_k \\ S_{0,1} g_1 L_{1,2} g_2 \dots g_m \dots g_{k-1} L_{k-1,k} g_k S_{k,k+1}, \\ \dots & \dots & \dots & \dots & \dots \end{array} \quad (5.42)$$

where the L 's refer to interior links, and the S 's refer to side links. We shall further cut down the structure of possible base geometries in subsection 5.4.

5.3.1 No Trivalent Nodes

To constrain the possible structures of a base, we now show that the general topology of a base is essentially just a linear chain, with some possible tree-like structure only near the ends. In other words, we now eliminate the possibility of trivalent vertices in a base. Consider an interior node, that is, one which is attached to at least two interior links, and suppose it attaches to a third node to form a configuration such as:

$$\text{This cannot happen: } g_L \oplus g_{\text{mid}}^{\oplus g_U} \oplus g_R, \quad (5.43)$$

To arrive at this conclusion, consider the possible gauge groups which could be supported on g_{mid} . We observe that the minimal number of blowdowns on an E_6 , E_7 or E_8 node would be 6, 9, or 12, respectively. This means the middle curve will not be contractible at the end of these reductions on the links. That leaves us with the case of a D -type node.

For a D -type node, we have at least three blowdowns on a -4 curve. This leaves us with a -1 curve at the middle of a trivalent vertex:

$$g_L \oplus g_{\text{mid}}^{\oplus g_U} \oplus g_R \xrightarrow{L} \widetilde{g_L} \widetilde{1}^{\widetilde{g_U}} \widetilde{g_R}. \quad (5.44)$$

However, this sort of configuration violates the normal crossing condition for a -1 curve: too many curves are attached to it.

This leaves us to contend with bases where each node attaches to at most two other nodes. It can also potentially attach to some side links, but this part of the base cannot extend to form a new direction. As a consequence, we can fully specify the connectivity of nodes in a base just by listing a sequence of the form g_1, \dots, g_k .

5.3.2 Partial Ordering on Nodes

The next restriction we claim is that in the interior of a base, the ordering of the nodes is not arbitrary. The main idea is that if we introduce the partial ordering of nodes:

$$D \subset E_6 \subset E_7 \subset E_8, \quad (5.45)$$

for the corresponding gauge group / algebra, then for a pattern such as:

$$G_L \oplus G_{\text{mid}} \oplus G_R, \quad (5.46)$$

we cannot have $G_L \supsetneq G_{\text{mid}} \subsetneq G_R$.

To see why, let us return to the list of blowdowns inflicted in a given pairing. For a $D/E_6/E_7$ -type node paired with anything higher, the number of blowdowns inflicted is respectively 2, 3, and 4. Now, if this happens on two sides, the number of blowdowns

inflicted is respectively 4, 6, and 8. But the original self-intersections of the three curves was respectively 4, 6, and 8, as well, and hence at the end of the blowdown process we would find in all three cases a curve with self-intersection number 0, a contradiction.

Putting these considerations together, we deduce the following structure for a general base. First, it suffices to list a sequence of nodes with corresponding gauge group:

$$G_1, \dots, G_k. \quad (5.47)$$

Second, the entries of this sequence satisfy the partial ordering constraint:

$$G_1 \subseteq G_2 \subseteq \dots \subseteq G_m \supseteq \dots \supseteq G_{k-1} \supseteq G_k. \quad (5.48)$$

This in turn means that the biggest rank gauge group factors will occur in the interior.

Having listed such a partial ordering of the nodes, we can now decorate either by a choice of interior links joining two such nodes, or by side links which only attach to one such node. The full structure of the base thus take the form:

$$S_{0,1}^{S_1} L_{1,2} \dots L_{m-1,m}^{S_m} g_m L_{m,m+1} \dots L_{k-1,k}^{S_k} g_k S_{k,k+1}, \quad (5.49)$$

in the obvious schematic notation. To avoid overloading the notation, we have suppressed the possible presence of additional side links attached to each node (which we will soon exclude anyway).

5.3.3 Number of Interior Primed Nodes

In this subsection we turn to further constraints on admissible sequences of base nodes. We claim that a base can support at most two interior primed nodes, and a maximum of three total primed nodes. Moreover, we can support a maximum of two interior primed nodes of any kind, no interior E_8''' nodes, an interior E_8'' node at four nodes or less, at most one E_7' node, and at most two interior E_8' nodes.

Our first claim is that there is at most one interior E_7' node. To see this, suppose to the contrary, i.e., there are at least two interior E_7' nodes:

$$\dots \oplus E_7' \oplus \dots \oplus E_7' \oplus \dots \quad (5.50)$$

Now, from our partial ordering constraint, all of the nodes in between these two E_7' 's need to be either E_7 or E_8 nodes (which might be primed). Observe, however, that in this case blowing down the links turns the E_7' and E_7' into -1 curves (each have six blowdowns), and all of the curves in between these two nodes turn into -1 or -2 curves. In the best case, that leads to a sequence of curves $1, 2, \dots, 2, 1$, a contradiction. We conclude we can have at most one interior E_7' node.

Similar considerations apply for the E_8''' and E_8'' nodes. For example, in the case of E_8'' , having two such nodes means that the general structure of the interior is:

$$\dots D \oplus E_8'' \oplus \dots \oplus E_8'' \oplus D \dots, \quad (5.51)$$

where the D -type nodes could be on the edge of the configuration of base curves. Now, this means we again induce nine blowdowns, and a similar argument used near line (5.50) rules out this possibility.

Finally, we come to the case of interior E_8' nodes. In this case, the constraint is somewhat milder, i.e., we can have at most two interior E_8' nodes. This can happen for example provided we attach to D -type nodes:

$$\dots \oplus D \oplus E_8' \oplus \dots \oplus E_8' \oplus D \oplus \dots \quad (5.52)$$

However, a quite similar argument to that use near line (5.50) reveals that we can only have at most two such nodes.

In the above argument, the main idea we used was that the partial ordering constraint would tend to force enough blowdowns to leave the primed node as a -1 curve. That means in particular that the *total* number of interior primed nodes is at most two. The only case where we can have two interior primed nodes is where at least one is an E_8' node.

Three or Less Primed Nodes We can also show that there are at most three primed nodes in any base. To establish this, observe that to even have four primed nodes, we need at least one of the interior nodes to be an E_8' node. Since we need both end nodes to be primed, we conclude that the full sequence (via the partial ordering constraint) consists of E -type nodes. That in turn means that each of our interior primed nodes blows down to a -1 curve, with (in the best case situation) -2 curves in between these two interior nodes. This again generates a contradiction.

We can, however, have three primed nodes in a base. For example a consistent base and its endpoint is:

$$E_7' \oplus E_7' \oplus E_7' \xrightarrow{L} 4, 1, 4 \rightarrow 3, 3. \quad (5.53)$$

No Interior E_8''' Nodes In fact, we have a much tighter constraint on some primed nodes. We claim that an E_8''' node never resides in the interior of a base. To see this, consider the

three possible interior subsequences and their blowdowns of the interior links:

$$E \oplus E''' \oplus E \xrightarrow{L} g_L, (-1), g_R \quad (5.54)$$

$$D \oplus E''' \oplus E \xrightarrow{L} 2, 0, \tilde{g} \quad (5.55)$$

$$D \oplus E''' \oplus D \xrightarrow{L} 2, 1, 2, \quad (5.56)$$

that is, in the first case a total of *ten* blowdowns are induced on a -9 curve, so we immediately get a contradiction. In the other cases, we also derive a contradiction.

Interior E''_8 Only for at Most Four Nodes We can also see that an interior E''_8 node can only be supported for four or fewer nodes in the base. Along these lines, consider the possible four node subsequences and their blowdowns of the interior links:

$$E \oplus E''_8 \oplus E \oplus E \xrightarrow{L} \widetilde{g_{i-1}}, 0, 2, \widetilde{g_{i+2}} \quad (5.57)$$

$$D \oplus E''_8 \oplus E \oplus E \xrightarrow{L} 2, 1, 2, \widetilde{g_{i+2}} \quad (5.58)$$

$$E \oplus E''_8 \oplus E \oplus D \xrightarrow{L} \widetilde{g_{i-1}}, 0, 3, 2 \quad (5.59)$$

$$D \oplus E''_8 \oplus E \oplus D \xrightarrow{L} 2, 1, 3, 2 \quad (5.60)$$

$$E \oplus E''_8 \oplus D \oplus D \xrightarrow{L} \widetilde{g_{i-1}}, 1, 1, 3 \quad (5.61)$$

$$D \oplus E''_8 \oplus D \oplus D \xrightarrow{L} 2, 2, 1, 3. \quad (5.62)$$

By inspection, we generate a contradiction at four nodes in all cases but the sequence $D \oplus E''_8 \oplus E \oplus D$. So we conclude that the unique four node sequence with an E''_8 node is:

$$\text{Unique Four Node Sequence with } E''_8: \quad D \oplus E''_8 \oplus E \oplus D. \quad (5.63)$$

We also see that adding another node always leads to an inconsistent endpoint. So, we conclude that an interior E''_8 node can only occur at four nodes or less.

5.4 Decoration Only Near the Ends

Our analysis so far has constrained the global structure of a base to take the form of a single line of nodes with possible decorations by side links and non-minimal links. In this subsection we pare down these possibilities further.

The central result of this subsection will be that any non-minimal decoration, be it by a non-minimal interior link or any sort of side link is restricted to the two leftmost or rightmost nodes of a base. Moreover, we will also establish that a side link which is not of the form $1, 2 \dots 2$ can only attach to the leftmost or rightmost node. We will also show that the total number of such non-instanton side links is limited to three. Thus, the general structure of a

base geometry will be:

$$S_{0,1}^{S_1} L_{1,2} g_2^{\mathbf{I}^{\oplus s}} \dots L_{m-1,m} g_m L_{m,m+1} \dots g_{k-1}^{\mathbf{I}^{\oplus t}} L_{k-1,k} g_k^{\mathbf{I}^{\oplus u}} S_{k,k+1}, \quad (5.64)$$

as in line (5.14).

5.4.1 Non-Minimal Interior Link Only at the End

When we specify a pair of nodes in a base, there is a minimal number of blowdowns which will be inflicted by the corresponding interior link. In some special cases, we can attempt to switch out this interior link for another non-minimal one. For example, the minimal link between two E_7 nodes is 12321, but we can also entertain the possibility of a link such as 12231513221.

Our central claim in this subsection is that such non-minimal interior links can only occur near the end of a base. More precisely, we show that a non-minimal link can attach only to the two leftmost or rightmost nodes. So, only the leftmost or rightmost interior link can be non-minimal.

To establish this, we consider a base with at least four nodes, i.e., $g_1 \dots g_k$ for $k \geq 4$. We proceed by assuming we have a non-minimal link between g_2 and g_3 . This will suffice in determining a potential contradiction.

First, we observe that from our sweep over all possible interior links, any interior node which is not E_8 which attaches via a non-minimal link will –upon blowing down the links– become a -1 curve. Additionally, for an E_8 -type node which attaches via a non-minimal link, we either have a -1 or -2 curve. Finally, we observe that if we have a non-minimal link which connects an interior node to an E_8 node, the links which induce the fewest number of blowdowns are:

$$D \oplus^{3,5} E_8 \simeq D131513221E_8 \quad (5.65)$$

$$E_6 \oplus^{4,5} E_8 \simeq E_61231513221E_8 \quad (5.66)$$

$$E_7 \oplus^{5,5} E_8 \simeq E_712231513221E_8. \quad (5.67)$$

Now, we next observe that we can never have a non-minimal link to E_8 in the interior. The reason is that if a non E_8 -type node attaches to E_8 , we always induce too many blowdowns. Indeed, for a D -type node, we inflict at least three blowdowns, and any other interior link gives one more – a contradiction–. Similarly, for E_6 , we induce at least four blowdowns, and two more always occur for any interior link, again a contradiction. Finally, for an E_7 node, we have five blowdowns from this non-minimal link, but we always have at least three blowdowns from an interior link.

So, we conclude that our non-minimal link cannot involve an interior E_8 node on either

side. On the other hand, any other non-minimal link converts the attached nodes to -1 curves. So, the only other option is two -1 curves which touch, again a contradiction.

We therefore conclude that a non-minimal link can only occur on the ends of a base. That is to say, in a k node base, the only place to have a non-minimal link is between g_1 and g_2 , or between g_{k-1} and g_k .

5.4.2 Locations of Primed Nodes

We can also deduce that primed nodes cannot sit too far into the interior of a graph. We have already excluded an E_8''' from ever sitting in the interior, and we have also already established that an E_8'' node can only be in the interior for a four or three node base, so it is enough to restrict our attention to the E_7' and E_8' . We show that in a base, only the two leftmost and rightmost nodes can support an E_7' node. We also show that for a base with five nodes, an E_8' node can reside on the middle (i.e., the third) node. However, at six curves and above, an E_8' can only reside on the two leftmost or rightmost nodes.

Consider first the case of an E_7' node. Suppose our primed node g_i sits “deep in the interior”, that is, we have $2 < i < k - 2$:

$$g_{i-2} \oplus g_{i-1} \oplus g_i \oplus g_{i+1} \oplus g_{i+2}. \quad (5.68)$$

Blowing down the interior links, we learn that g_i is at best a -1 curve. This happens when neither g_{i-1} nor g_{i+1} is an E_8 -type node. But this means that they will convert to (at best) -2 curves, so we have the subconfiguration $2, 1, 2$, a contradiction.

Consider next the location of an interior E_8' node. As we have already mentioned, there is a distinction here between the case of a five node base, and that of six nodes and more. We claim that an E_8' node can reside in the middle of a five node base, but for six nodes and above, an E_8' node can only reside on the two leftmost or rightmost nodes (which is the same as the other primed nodes).

To establish this result, it is convenient to first consider a general sequence of five nodes. We split up our analysis according to whether the neighboring nodes are of D - or E -type. This leaves us with six possibilities to analyze. Blowing down the links in these cases leads

(in the best case) to the configurations:

$$E \oplus E \oplus E'_8 \oplus E \oplus E \xrightarrow{L} \widetilde{g_{i-2}}, 2, 1, 2, \widetilde{g_{i+2}} \quad (5.69)$$

$$D \oplus E \oplus E'_8 \oplus E \oplus E \xrightarrow{L} 2, 3, 1, 2, \widetilde{g_{i+2}} \quad (5.70)$$

$$D \oplus E \oplus E'_8 \oplus E \oplus D \xrightarrow{L} 2, 3, 1, 3, 2 \quad (5.71)$$

$$D \oplus D \oplus E'_8 \oplus E \oplus E \xrightarrow{L} 3, 1, 2, 2, \widetilde{g_{i+2}} \quad (5.72)$$

$$D \oplus D \oplus E'_8 \oplus E \oplus D \xrightarrow{L} 3, 1, 2, 3, 2 \quad (5.73)$$

$$D \oplus D \oplus E'_8 \oplus D \oplus D \xrightarrow{L} 3, 1, 3, 1, 3, \quad (5.74)$$

Here, we have left the E -type nodes as being general, though in the end those which support an E_8 node yield the best case scenario (because then we get a -3 curve).

By inspection of the above list, we see that most of the above cases blowdown to an inconsistent endpoint. Thus, an E'_8 node can only be supported for a five node base in a limited number of ways:

$$D \oplus E \oplus E'_8 \oplus E \oplus E \quad (5.75)$$

$$D \oplus E \oplus E'_8 \oplus E \oplus D \quad (5.76)$$

$$D \oplus D \oplus E'_8 \oplus E \oplus D. \quad (5.77)$$

Now suppose that we attempt to add one more node either to the left or the right in such a sequence. We show that in all cases, we do not get a consistent endpoint.

Consider first the sequence $D \oplus E \oplus E'_8 \oplus E \oplus E$. There are three distinct ways for us to add another node to this sequence, and upon blowing down the links, we reach:

$$D \oplus D \oplus E \oplus E'_8 \oplus E \oplus E \xrightarrow{L} 3, 1, 3, 1, 2, \widetilde{g} \quad (5.78)$$

$$D \oplus E \oplus E'_8 \oplus E \oplus E \oplus E \xrightarrow{L} 2, 3, 1, 2, 2, \widetilde{g} \quad (5.79)$$

$$D \oplus E \oplus E'_8 \oplus E \oplus E \oplus D \xrightarrow{L} 2, 3, 1, 2, 2, 2. \quad (5.80)$$

which in all cases generates an inconsistent endpoint.

Consider next the sequence $D \oplus E \oplus E'_8 \oplus E \oplus D$. Here, the partial ordering constraint only allows us to attach a D -type node on the ends. So, it is enough to consider a single sequence, which upon blowdown of the links leads to:

$$D \oplus E \oplus E'_8 \oplus E \oplus D \oplus D \xrightarrow{L} 2, 3, 1, 3, 1, 2, \quad (5.81)$$

which again leads to an inconsistent endpoint.

Finally, consider the sequence $D \oplus D \oplus E'_8 \oplus E \oplus D$. In this case, we can either append a D -type node on the left, or on the right (by the partial ordering constraint). So, we consider

the blowdowns of the links for the two possible sequences:

$$D \oplus D \oplus E'_8 \oplus E \oplus D \oplus D \xrightarrow{L} 3, 1, 2, 3, 1, 3 \quad (5.82)$$

$$D \oplus D \oplus D \oplus E'_8 \oplus E \oplus D \xrightarrow{L} 3, 2, 1, 2, 3, 3 \quad (5.83)$$

which always leads us to an inconsistent endpoint. This establishes the claim that at six nodes and above, an E'_8 node can only occur for the two leftmost or rightmost nodes.

5.4.3 Constraints on Side Links

To further pare down the possible structures, we now argue that only the two leftmost or rightmost nodes can support any sort of side link. Moreover, we will establish that only the leftmost and rightmost nodes can support a non-instanton link. We also find that in nearly all cases, an instanton side link can only be supported on the two leftmost and rightmost nodes.¹¹ The only exception is the five node base, which can support an E'_8 node at the middle.

The general structure we shall be considering is a candidate base of the form:

$$S_{0,1} \overset{S_1}{g_1} L_{1,2} \dots L_{m-1,m} \overset{S_m}{g_m} L_{m,m+1} \dots L_{k-1,k} \overset{S_k}{g_k} S_{k,k+1}. \quad (5.84)$$

Suppose we now perform a blowdown of all of the interior links $L_{i,i+1}$ for $i = 1, \dots, k-1$. These links all have trivial endpoint, leaving us with a sequence of the form:

$$S_{0,1} \overset{S_1}{g_1} \dots \overset{S_m}{g_m} \dots \overset{S_k}{g_k} S_{k,k+1}, \quad (5.85)$$

where for all $\widetilde{g_2}, \dots, \widetilde{g_{k-1}}$ in the interior, we have a curve of self-intersection $-1, -2, -3, -4$. The latter two cases only occur at an interface between a D -type node and an E_8 -type node.

We shall first establish that a non-instanton side link can only occur on the leftmost and rightmost node. By assumption, a non-instanton side link is not of the form $12\dots 2$. That means it must terminate with something other than a -2 , so it is of the general form $1\dots x$ for some $x \neq 2$. Now, if we do not have an E_8 -type node (primed or not), then blowing down the interior links leaves us at best with a -2 curve. One more blowdown leaves us with a -1 curve. However, since this curve occurs in the interior of a graph, it now touches three other curves, violating the normal crossing condition.

Next, suppose we have an E_8 -type node. In this case, the minimal structure for a side link attached to such a node has the form 1223 , that is, it induces at least three blowdowns.

¹¹As a brief comment, we recall that a node in the base can also refer to a primed node, and in the case of the E_8 series, these nodes automatically come with some number of small instantons attached. In fact, returning to subsection 5.3.3, we recall that in nearly all cases, a primed node only exists on the two leftmost and rightmost nodes. The only exception to this is the five node base, where an E'_8 node can reside in the middle.

On the other hand, the minimal number of blowdowns induced by an interior link is four (when it interfaces with a D -type node). That means we have minimally eleven blowdowns, leaving us with a -1 curve (if it is an unprimed E_8 node). But again, we now see that normal crossing will be violated since our -1 curve touches three other curves. We therefore conclude that our node cannot have two interior links, i.e., it must reside at the end.

Next, let us show that aside from the case of a five node base, an instanton side link can only occur on the two leftmost or rightmost nodes. The case of a five node base is special, since as we have already seen it can support an E'_8 node in the middle (see subsection 5.3.3). So, suppose first that we are dealing with an E_8 -type node. Then, since we have already seen that a primed node can only exist on the two leftmost or rightmost nodes, the claim follows.

Next, consider the case of any node other than an E_8 -type node (primed or otherwise). Then, after blowing down the interior links, we have a curve which has self-intersection -1 or -2 . We can only attach a side link if we have a -2 curve after this first stage of blowdowns. In fact, we can immediately see that the only side link available to us is a single -1 curve. Observe that in a sequence $\widetilde{g_{i-1}}\widetilde{g_i}\widetilde{g_{i+1}}$, we need at least one of these curves to have self-intersection -3 or -4 . If this is not the case, the further blowdown induced by the side link on g_i would generate a contradiction, for example $\overset{1}{2}22$, which is inconsistent. To get a curve of self-intersection -3 or -4 , we therefore need either g_{i-1} or g_{i+1} to refer to an E_8 -type node, so without loss of generality take it to be g_{i-1} . We now step through the possible nodes. For g_i an E_7 -type node, we get four blowdowns from the link with the E_8 , another three from the link to the right, and one more from our small instanton. This is a total of eight blowdowns, a contradiction. For g_i an E_6 -type node, we get three blowdowns from the link with the E_8 node, another two from the link to the right, and one more from the small instanton. This is a total of six blowdowns, a contradiction. Finally, for g_i a D -type node, we get two blowdowns from the link with the E_8 , another one from the link to the right, and one more from the small instanton. This is a total of four blowdowns, a contradiction.

We therefore conclude that only the two leftmost and rightmost nodes can support a small instanton link at all. In the case of the end nodes g_1 and g_m , side links can be attached, and a priori, more than one can be consistently added on. The reason is that fewer blowdowns are inflicted on the sides.

Bounds on an Interior Instanton Link In fact, a small extension of the above argument reveals that in nearly all cases, the total number of small instantons for a side link is at most one. The only exception to this is the E'''_8 and E''_8 nodes. However, we have already seen that there are no interior E'''_8 nodes, while the interior E''_8 nodes only occur in a base with four or fewer nodes. This means that at five or more nodes in a base, decoration by a “small instanton link” in the interior involves adding on at most one -1 curve.

5.4.4 Maximum of Two Side Links on an End Node

Having cut down the possible ways that side links can attach to a quiver, we now turn to further restrictions on the side links which can attach to the nodes g_1 and g_k . As throughout this section, we assume that $k > 1$. Again, it is helpful to split up the types of side links into one long instanton link $1, 2 \dots 2$, and up to two non-instanton links α_1 and β_1 which can attach to g_1 . Similar conventions hold for g_m . Our main result from this subsection is that the maximum number of non-instanton side links is three, and moreover, only E_6 and E_8 can tolerate more than one non-instanton side link.

To establish this, we will first determine the number of non-instanton side links which can attach to a given node. Then, we shall determine the global structure of how these links can attach together.

To begin, suppose we have a D-type node. We claim that it can attach to a maximum of one non-instanton side link. Indeed, suppose to the contrary. Then, we will have a structure of the form:

$$\begin{array}{c} x \\ \dots \\ 1 \\ 4 \oplus g_2. \\ 1 \\ \dots \\ y \end{array} \quad (5.86)$$

Now, upon blowing down the -1 curves adjacent to the -4 curve, we reach a -1 curve which attaches to three curves, a violation of the normal crossing condition.

This means we can only attach side links to a D -type end node via:

$$\underbrace{1}_\alpha D \oplus g_2, \quad (5.87)$$

where the notation $\underbrace{1}_\alpha$ indicates either adding or omitting this curve, and α is a non-instanton side link.

Next, consider the case of a -6 curve. Again, suppose we have two non-instanton side links. Then, we will at least have the structure:

$$\begin{array}{c} 3 \\ 1 \\ 2 \dots 2 \underbrace{1}_{k=3} 6 1 3 1 g_2. \end{array} \quad (5.88)$$

We claim that in this configuration, we must have $k = 0$, that is, there is no instanton link in this case. To see this, observe that if such an instanton link is present, we induce at least five blowdowns on the -6 curve, and the resulting -1 curve will touch three curves, violating the normal crossing condition.

As a consequence, we can have at most two side links attached to this node. They can be of the form:

$$\underbrace{2 \dots 2 1}_k E_6^\alpha \oplus g_2 \quad \text{or} \quad E_6^\alpha \oplus g_2, \quad (5.89)$$

that is, at most two side links can attach to the -6 curve.

Next, consider the case of an E_7 node. For simplicity, we assume this is given by a -8 curve since the case of a -7 curve has even further restrictions. Again, we ask whether we can attach two side links to this configuration. A non-instanton side link attached to an E_7 node will have the form $123\dots$ or $1223\dots$. That means at least two blowdowns will be induced. Further, for an interior link, at least three blowdowns will be induced. Counting up, we see that if we have two side links and an interior link, we have already reached seven blowdowns. Moreover, the resulting curve will have self-intersection -1 , and will be attached to three curves. This violates the normal crossing condition, so this cannot occur. This leaves us with the possibility:

$$\underbrace{2\dots 21}_k E_7^\alpha \oplus g_2, \quad (5.90)$$

i.e., at most one non-instanton side link.

Finally, consider the case of an E_8 node. Again, for simplicity, we assume this is given by a -12 curve. In this case, a non-instanton side link will necessarily have the form $1223\dots$. The resulting configuration of curves has the form:

$$\underbrace{2\dots 21}_{k \geq 0} \begin{matrix} 3 \\ 2 \\ 2 \\ 1 \\ (12) \\ 1 \\ 2 \\ 2 \\ 3 \end{matrix} 12231\dots g_2. \quad (5.91)$$

Now, we claim that at most two side links can be tolerated. Indeed, with two non-instanton side links, we already induce ten blowdowns. Adding one more yields a -1 curve which violates normal crossing. That leaves us with two options:

$$\underbrace{2\dots 21}_{k \geq 0} \begin{matrix} 3 \\ 2 \\ 2 \\ 1 \\ E_8 \end{matrix} \oplus g_2 \quad \text{or} \quad \begin{matrix} 3 \\ 2 \\ 2 \\ 1 \\ E_8 \end{matrix} \oplus g_2. \quad (5.92)$$

Summarizing then, we see that we can tolerate at most two non-instanton side links on an end node.

At Most Three Non-Instanton side links The next item of our analysis will be to show that at most three non-instanton side links can be included at all. To see how this comes about, we suppose to the contrary. The only two cases which have this structure are possible combinations of an E_8 and E_6 node, namely one for each side. Along these lines,

consider first a pair of E_8 nodes on the ends:

$$\begin{array}{ccc}
3 & & 3 \\
2 & & 2 \\
2 & & 2 \\
1 & & 1 \\
E_8 \oplus \dots \oplus E_8. & & \\
1 & & 1 \\
2 & & 2 \\
2 & & 2 \\
3 & & 3
\end{array} \tag{5.93}$$

Then, we also know from the partial ordering constraint that since only E_8 nodes can appear in the middle, we must have an interior link of the form 12231513221. This means five blowdowns are induced from the interior link, and another six are induced from the non-instanton side links. This would leave us with a -1 curve touching three curves, violating normal crossing. As this cannot occur, we can only tolerate two non-instanton side links in this case:

$$2\dots 21E_8^{\alpha_1} \oplus \dots \oplus E_8^{\alpha_m} 12\dots 2. \tag{5.94}$$

Next, consider an E_8 and an E_6 node, each with two non-instanton side links. The case with a minimal number of blowdowns from the non-instanton side links is:

$$\begin{array}{ccc}
3 & & \\
2 & & \\
2 & & 3 \\
1 & & 1 \\
E_8 \oplus \dots \oplus E_6. & & \\
1 & & 1 \\
2 & & 3 \\
2 & & \\
3 & &
\end{array} \tag{5.95}$$

Again, we can only have one non-instanton side link attach to the E_8 node, since the interior link will contain the contribution 1223151... at least. For the E_6 end node, the interior link could potentially be 131. This means there would only be four blowdowns. So, in other words, we could have a topology of the form:

$$2\dots 21E_8^{\alpha_1} \oplus \dots \oplus E_6^{\alpha_m}_{\beta_m}. \tag{5.96}$$

Finally, we come to the case of an E_6 node at each end. In this case, the putative structure for the base is:

$$\begin{array}{ccc}
3 & & 3 \\
1 & & 1 \\
E_6 \oplus \dots \oplus E_6. & & \\
1 & & 1 \\
3 & & 3
\end{array} \tag{5.97}$$

Now, in the interior of the quiver, we must have E_7 or E_8 nodes. Since there are no D-type nodes available, blowing down all of the interior links will convert the interior nodes to -1 or -2 curves. The end nodes will become -2 curves. Since the end nodes are attached to three nodes, we see that we cannot tolerate a -1 curve in the interior. That means that

upon blowdown of all links, we reach the configuration:

$$\begin{array}{c} 2 \\ 22 \dots 22 \\ 2 \end{array}, \quad (5.98)$$

which does not have a positive definite adjacency matrix. That means at most one end can tolerate two non-instanton side links, leaving us with:

$$\begin{array}{c} \alpha_1 \\ E_6 \\ \beta_1 \end{array} \oplus \dots \oplus \begin{array}{c} \alpha_m \\ E_6 \\ 12 \dots 2 \end{array}. \quad (5.99)$$

5.5 General Structure of a Base

Assembling each of these smaller results, we now show how to piece them together to constrain the general form of a base. Throughout, we restrict to the case of $k > 1$ base nodes.

- 1) Because there are no trivalent interior links, and because no node can link to three other nodes, the nodes form a linear chain. We call this sequence of nodes g_1, \dots, g_k in the obvious notation. These two results follow from subsections 5.3.1 and 5.2.2.
- 2) Moreover, the groups on the nodes satisfy a partial ordering condition $G_1 \subseteq G_2 \subseteq \dots \subseteq G_m \supseteq \dots \supseteq G_{k-1} \supseteq G_k$. Additionally, aside from the five node base, the only locations where a primed node can occur are the two leftmost and two rightmost nodes. An E'_8 node can reside in the middle of a five node base. Furthermore, an interior E'''_8 node never appears, and an interior E''_8 node can only occur at four nodes or less. The partial ordering result follows from subsection 5.3.2 and the conditions on primed nodes follows from subsections 5.3.3 and 5.4.2.
- 3) For the deep interior nodes, i.e., for g_i with $2 < i < k - 1$, we have also seen that no side links can be attached. Moreover, no non-instanton side link can attach for $1 < i < k - 1$, i.e., nowhere in the interior. The only places to attach a side link are the two leftmost nodes and the two right most nodes (with one caveat: at five nodes, there is a single option to have an E'_8 node, which is really an E_8 node attached to one -1 curve). Moreover, the only sort of side link which can attach to g_2 and g_{k-1} is an instanton side link (with one caveat: at fives nodes and above, these interior instanton links are at best a single -1 curve). These results follows from subsections 5.4.3 and 5.2.4.
- 4) All interior links, i.e., $L_{i,i+1}$ for $1 < i < k - 1$, are minimal, i.e., the only non-minimal links we can support are $L_{1,2}$ and $L_{k-1,k}$. This result follows from subsection 5.4.1.
- 5) For the end nodes, i.e., for g_1 and g_k , at most two side links can attach. Moreover, the total number of non-instanton side links which can attach to the full graph is three. This result follows from subsection 5.4.4. Futher, the number of instantons on the interior nodes (i.e., g_2 and g_{k-1}) is zero or one when $k > 5$.

- 6) Putting together Items 1), 2), 3), 4) and 5), we learn that the general structure of a base is given as in line (5.14):

$$S_{0,1} \overset{S_1}{g_1} L_{1,2} \overset{\mathbf{I}^{\oplus s}}{g_2} \dots L_{m-1,m} g_m L_{m,m+1} \dots \overset{\mathbf{I}^{\oplus t}}{g_{k-1}} L_{k-1,k} \overset{\mathbf{I}^{\oplus u}}{g_k} S_{k,k+1}, \quad (5.100)$$

where we have also used the fact that a general base can have at most three side links (i.e., when $k > 1$). Here, the only decoration, either by a choice of side link, or by adding a primed node, occurs on the two leftmost or rightmost nodes. Furthermore, the only place where a non-minimal interior link can occur is on the three leftmost or rightmost nodes. Finally, for five nodes and above, the value of s and t is at most one.

- Special Cases) Finally, there are a few special cases at five nodes or less. With the same notation indicated previously, this is their structure:

$$\text{Zero Nodes:} \quad n\text{-link} \quad (5.101)$$

$$\text{One Node:} \quad S_{0,1} \overset{S_1}{g_1} \overset{\mathbf{I}^{\oplus u}}{S_{1,2}} \quad u \leq 11 \quad (5.102)$$

$$\text{Two Nodes:} \quad S_{0,1} \overset{S_1}{g_1} L_{1,2} \overset{\mathbf{I}^{\oplus u}}{g_2} S_{2,3} \quad u \leq 6 \quad (5.103)$$

$$\text{Three Nodes:} \quad S_{0,1} \overset{S_1}{g_1} L_{1,2} \overset{\mathbf{I}^{\oplus s}}{g_2} L_{2,3} \overset{\mathbf{I}^{\oplus u}}{g_3} S_{3,4} \quad s \leq 2, u \leq 6 \quad (5.104)$$

$$\text{Four Nodes:} \quad S_{0,1} \overset{S_1}{g_1} L_{1,2} \overset{\mathbf{I}^{\oplus s}}{g_2} L_{2,3} \overset{\mathbf{I}^{\oplus t}}{g_3} L_{3,4} \overset{\mathbf{I}^{\oplus u}}{g_4} S_{4,5} \quad s, t \leq 2, u \leq 6 \quad (5.105)$$

$$\text{Five Nodes:} \quad S_{0,1} \overset{S_1}{g_1} L_{1,2} \overset{\mathbf{I}^{\oplus s}}{g_2} L_{2,3} \overset{\mathbf{I}^{\oplus r}}{g_3} L_{3,4} \overset{\mathbf{I}^{\oplus t}}{g_4} L_{4,5} \overset{\mathbf{I}^{\oplus u}}{g_5} S_{5,6} \quad s, t, r \leq 1, u \leq 6 \quad (5.106)$$

$$\text{Six Nodes:} \quad S_{0,1} \overset{S_1}{g_1} L_{1,2} \overset{\mathbf{I}^{\oplus s}}{g_2} L_{2,3} g_3 L_{3,4} g_4 L_{4,5} \overset{\mathbf{I}^{\oplus t}}{g_5} L_{5,6} \overset{\mathbf{I}^{\oplus u}}{g_6} S_{6,7} \quad s, t \leq 1, u \leq 6. \quad (5.107)$$

At six nodes and above, the generic pattern begins. Further, to have an instanton link on g_3 at five nodes requires this node to be a -12 curve.

To round out our analysis, in a set of Appendices, we catalogue the full list of possible sequences using just unprimed nodes (for the sake of brevity in the exposition), as well as possible side links which can join on to one base node. In a companion **Mathematica** program, we also provide an interface for the user to explore the full list of bases, including the case of primed nodes.

This completes the classification of bases.

6 Enhancing Gauge Groups / Adding Extra Matter

In the previous section we determined the full list of base geometries which can support a 6D SCFT. In field theoretic terms, this amounts to specifying all possible configurations of

tensor multiplets which could a priori be compatible with the simultaneous conditions of anomaly cancellation, and the requirement that the origin of the tensor branch defines a conformal fixed point. For each such configuration, we have also identified a canonical 6D SCFT, namely the one dictated by the minimal singular behavior of the elliptic fiber of the F-theory compactification.

Now, given one such tensor branch structure, i.e., one such base geometry, we can ask how many *different* types of 6D SCFTs can be supported over the *same* base. In field theory terms, we ask whether we can retain the same configuration of tensor multiplets whilst supplementing the minimal gauge group and matter content. In geometric terms, this corresponds to making the elliptic fiber more singular over some of the curves in the base. In string theoretic terms, we are wrapping additional seven-branes over curves in the base geometry.

Just as in our classification of base geometries, we will find that most of the F-theory constraints have field theory formulations, modulo a few cases which would be interesting to understand further. In field theory terms, we will need to demand that 6D anomaly cancellation is still respected. Further, adding extra matter means that there is a Higgs mechanism available which takes us down to the minimal base geometry. The plan will first be to study possible fiber enhancements for isolated non-Higgsable clusters, and to then study possible enhancements for the various links in our base quivers. The main upshot of our analysis is that in a generic base quiver with exceptional groups, it is typically not possible to enhance the fiber of any of the curves. Rather, the vast majority of fiber enhancements of a geometry only occur on those nodes which support classical groups.

6.1 Matter for a Single Simple Factor

In this subsection we determine constraints on matter fields charged under a gauge group. First of all, to have a consistent anomaly cancellation mechanism, we need each non-abelian simple gauge group factor to come with a corresponding tensor multiplet. Geometrically, this just means each gauge group is associated with a seven-brane wrapping a \mathbb{P}^1 in the base of the geometry. Now, this gauge group may also have matter fields which transform in representations of the gauge group. Our plan will be to use 6D anomaly cancellation as a tool to understand what sorts of matter can contribute to this theory. In F-theory terms, these matter fields are associated with special points on the \mathbb{P}^1 where the elliptic fibration becomes more singular.

To begin, let us recall the general constraints for 6D anomaly cancellation reviewed in

subsection 2.1.1, now stated in geometric terms adapted to the existence of a CFT:

$$Ind_{Adj_a} - \sum_R Ind_{R_a} n_{R_a} = 6(K \cdot \Sigma_a) = -12 - 6\Sigma_a \cdot \Sigma_a \quad (6.1)$$

$$y_{Adj} - \sum_R y_R n_R = -3(\Sigma_a \cdot \Sigma_a) \quad (6.2)$$

$$x_{Adj} - \sum_R x_R n_R = 0 \quad (6.3)$$

$$\sum_{R_a, S_b} Ind_{R_a} Ind_{S_b} n_{R_a, S_b} = \Sigma_a \cdot \Sigma_b, \quad (6.4)$$

where in the first line we have used the fact that the genus formula relates $\Sigma \cdot (\Sigma + K) = -2$ since all of our theories are supported over \mathbb{P}^1 's (i.e., genus zero curves). Indeed, the lattice of vectors $\Lambda \subset \mathbb{R}^{T,1}$ is, in geometric terms just $H_2^{\text{cpt}}(B, \mathbb{Z})$ the lattice of compact two-cycles in our base geometry.

The resulting constraints from these conditions have been worked out in the literature, for example in [10], modulo a few omissions. Along these lines, we first determine the constraints on the matter content for a gauge group factor just from anomalies where all four external currents are the same. We then turn to the additional constraints imposed by anomalies with two different sets of external currents (i.e., the “mixed” anomalies).

To begin, we ask what sorts of matter fields can be supported with a single tensor multiplet, i.e., over a single \mathbb{P}^1 . Recall that for a -1 curve, there are no restrictions on the gauge group which can be supported. For -2 curves, we cannot support an Sp gauge theory, and for -4 curves, we cannot support an Sp or SU gauge theory. This essentially follows from the condition that an NHC supports a minimal gauge group, and moreover, a further enhancement must be allowed to Higgs down to the minimal gauge group.

As a point of notation, let $-n = \Sigma \cdot \Sigma$ denote the self-intersection of a curve. Also, let d_s denote the dimension of the spinor representation, $d_s = 2^{k-1}$ for $N = 2k$, and $d_s = 2^k$ for $N = 2k + 1$. Note that in the cases of $SO(11)$, $SO(12)$, and $SO(13)$, the resulting n_s is sometimes a half-integer. This simply means we are dealing with a half hypermultiplet (as can happen since the representation is pseudo-real). The case of enhancement all the way to an E_8 gauge theory is the one case which is rather difficult to treat in purely field theoretic terms. This corresponds to a theory with n_{inst} some number of small instantons. Motion on the instanton moduli space translates to a breaking pattern for the theory, allowing it to descend back down to a non-Higgsable cluster. For completeness, we also include this possibility in what follows.

Aside from the case of the E_8 theories with small instantons, anomaly cancellation tells us all possible single curve theories:

- $n = 1$:

- $\mathfrak{su}(N)$, $N \geq 2$, $n_f = N + 8$, $n_{\Lambda^2} = 1$.
- $\mathfrak{su}(6)$, $n_f = 15$, $n_{\Lambda^3} = 1/2$.
- $\mathfrak{sp}(N)$, $N \geq 1$, $n_f = 8 + 2N$.
- $\mathfrak{so}(N)$, $N = 5, \dots, 12$, $n_f = N - 5$, $n_s = 48/d_s$.
- \mathfrak{g}_2 , $n_f = 7$.
- \mathfrak{f}_4 , $n_f = 4$.
- \mathfrak{e}_6 , $n_f = 5$.
- \mathfrak{e}_7 , $n_f = 7/2$
- \mathfrak{e}_8 , $n_{\text{inst}} = 11$

- $n = 2$:

- $\mathfrak{su}(N)$, $N \geq 2$, $n_f = 2N$.
- $\mathfrak{so}(N)$, $N = 7, \dots, 13$, $n_f = N - 6$, $n_s = 32/d_s$.
- \mathfrak{g}_2 , $n_f = 4$.
- \mathfrak{f}_4 , $n_f = 3$.
- \mathfrak{e}_6 , $n_f = 4$.
- \mathfrak{e}_7 , $n_f = 3$
- \mathfrak{e}_8 , $n_{\text{inst}} = 10$

- $n = 3$

- $\mathfrak{su}(3)$, $n_f = 0$
- $\mathfrak{so}(N)$, $N = 7, \dots, 12$, $n_f = N - 7$, $n_s = 16/d_s$.
- \mathfrak{g}_2 , $n_f = 1$.
- \mathfrak{f}_4 , $n_f = 2$.
- \mathfrak{e}_6 , $n_f = 3$.
- \mathfrak{e}_7 , $n_f = 5/2$
- \mathfrak{e}_8 , $n_{\text{inst}} = 9$

- $n = 4$

- $\mathfrak{so}(N)$, $N \geq 8$, $n_f = N - 8$.
 - \mathfrak{f}_4 , $n_f = 1$.
 - \mathfrak{e}_6 , $n_f = 2$.
 - \mathfrak{e}_7 , $n_f = 2$
 - \mathfrak{e}_8 , $n_{\text{inst}} = 8$
- $n = 5$
 - \mathfrak{f}_4 , $n_f = 0$
 - \mathfrak{e}_6 , $n_f = 1$.
 - \mathfrak{e}_7 , $n_f = 3/2$
 - \mathfrak{e}_8 , $n_{\text{inst}} = 7$
- $n = 6$
 - \mathfrak{e}_6 , $n_f = 0$
 - \mathfrak{e}_7 , $n_f = 1$
 - \mathfrak{e}_8 , $n_{\text{inst}} = 6$
- $n = 7$
 - \mathfrak{e}_7 , $n_f = 1/2$
 - \mathfrak{e}_8 , $n_{\text{inst}} = 5$
- $n = 8$
 - \mathfrak{e}_7 , $n_f = 0$
 - \mathfrak{e}_8 , $n_{\text{inst}} = 4$
- $n = 9$
 - \mathfrak{e}_8 , $n_{\text{inst}} = 3$
- $n = 10$
 - \mathfrak{e}_8 , $n_{\text{inst}} = 2$
- $n = 11$
 - \mathfrak{e}_8 , $n_{\text{inst}} = 1$

- $n = 12$

$$- \mathfrak{e}_8, n_{\text{inst}} = 0$$

The above list can also be viewed as a complete classification of theories with a single tensor multiplet and gauge algebra. We will discuss theories with unpaired tensors (i.e. theories with a tensor multiplet but no gauge algebra) in section 6.3.

6.2 Matter for Multiple Simple Factors

In the previous subsection, we focused exclusively on constraints coming from a single simple factor. In our classification of base geometries, we have also seen that many F-theory geometries support a quiver-like structure for the resulting 6D SCFT. In this subsection we turn to the constraints imposed by mixed anomalies, i.e., when the two symmetry currents are distinct.

First of all, given a collection of simple gauge algebra factors $\mathfrak{g}_1, \dots, \mathfrak{g}_k$, we can ask how many gauge groups a matter field could be charged under. For example, experience from lower-dimensional SCFTs (see, e.g., [40]) points to the possibility of matter in tri-fundamental representations. In the case of 6D SCFTs, this cannot occur. The reason is already apparent from the structure of admissible F-theory base geometries. In that context, we have pairwise intersections of curves. Any potential triple intersection of curves in the base is non-generic, and can be moved to general position through a high order complex structure deformation. In field theory terms, these deformations to move intersection points to general position correspond to irrelevant deformations. For this reason, such triple intersections do not lead to any new 6D SCFTs.

As a consequence, the matter fields of our system will be charged under at most two simple non-abelian gauge algebra factors. Geometrically, this means it is enough for us to focus attention on pairwise intersections of curves. Additionally, we also know that each intersection number is at most one. That means the condition to cancel mixed anomalies is simply:

$$\sum_{R_a, S_b} \text{Ind}_{R_a} \text{Ind}_{S_b} n_{R_a, S_b} = \vec{v}_a \cdot \vec{v}_b = \Sigma_a \cdot \Sigma_b = 1, \quad (6.5)$$

where n_{R_a, S_b} is the number of hypermultiplets in the mixed representation (R_a, S_b) of $\mathfrak{g}_a \oplus \mathfrak{g}_b$. For all of the representations mentioned above, $\text{Ind}_R \geq 1$, which means that $n_{R_a, S_b} = 1$ for precisely one R_a and S_b . This puts strong restrictions on the gauge algebras which are allowed on consecutive nodes. First off, there must be some representation R_a of \mathfrak{g}_a and S_b of \mathfrak{g}_b such that $\text{Ind}_{R_a} \text{Ind}_{S_b} = 1$. The only representations with index less than or equal to 1 are the fundamental representations of the special unitary Lie algebras and the symplectic Lie algebras, so one of these must always pair up in the mixed representation between any two adjacent curves carrying gauge algebras. The fundamental representations of the special

orthogonal Lie algebras $\mathfrak{so}(N)$, $N \geq 7$ and the exceptional group \mathfrak{g}_2 all have index 2, so these can only pair with half-fundamentals of the symplectic algebras (which all have index $\frac{1}{2}$). The spinor reps of $\mathfrak{so}(7)$ and $\mathfrak{so}(8)$ and the Λ^2 rep of $\mathfrak{su}(4)$ also have index 2, so these may also pair up with half-fundamentals of the symplectic algebras. However, no other representations have indices ≤ 2 , so they are unable to satisfy (6.5) whenever a gauge algebra appears on a neighboring node.

In particular, exceptional gauge algebras \mathfrak{f}_4 , \mathfrak{e}_6 , \mathfrak{e}_7 , or \mathfrak{e}_8 have no representations with index ≤ 2 . Whenever these gauge algebras appear, their neighbors must be empty. Note that any curve with self intersection -5 or below must hold one of these gauge groups, and so all of its neighbors must be empty -1 curves.

We may thus classify the matter stretching between adjacent curves simply by these two representations. In particular, the following representations may be paired between adjacent curves:

- $\mathfrak{g}_a = \mathfrak{su}(N_a)$, $\mathfrak{g}_b = \mathfrak{su}(N_b)$, $R_a = f_a$, $R_b = f_b$.
- $\mathfrak{g}_a = \mathfrak{su}(N_a)$, $\mathfrak{g}_b = \mathfrak{sp}(N_b)$, $R_a = f_a$, $R_b = f_b$.
- $\mathfrak{g}_a = \mathfrak{sp}(N_a)$, $\mathfrak{g}_b = \mathfrak{sp}(N_b)$, $R_a = f_a$, $R_b = f_b$.
- $\mathfrak{g}_a = \mathfrak{sp}(N_a)$, $\mathfrak{g}_b = \mathfrak{so}(N_b)$, $R_a = \frac{1}{2}f_a$, $R_b = f_b$.
- $\mathfrak{g}_a = \mathfrak{sp}(N_a)$, $\mathfrak{g}_b = \mathfrak{so}(N_b)$, $N_b = 7, 8$, $R_a = \frac{1}{2}f_a$, $R_b = s_b$ or c_b .
- $\mathfrak{g}_a = \mathfrak{sp}(N_a)$, $\mathfrak{g}_b = \mathfrak{su}(4)$, $R_a = \frac{1}{2}f_a$, $R_b = \Lambda_b^2$.
- $\mathfrak{g}_a = \mathfrak{sp}(N_a)$, $\mathfrak{g}_b = \mathfrak{g}_2$, $R_a = \frac{1}{2}f_a$, $R_b = f_b$.

The rules of subsection 6.1 make it clear how one can decorate a curve without any neighbors. But once we start including neighbors, the allowed representations and algebras are restricted by the mixed anomaly condition. In order to satisfy equation (6.5), there will be some minimal number of hypermultiplets on each gauge algebra. If this number is greater than the number required for gauge anomaly cancellation, the configuration is not allowed. For instance, consider a configuration consisting of two adjacent curves with self-intersection -2 carrying gauge algebras $\mathfrak{su}(2)$ and $\mathfrak{su}(5)$, respectively. Gauge anomaly cancellation puts exactly 4 fundamentals on the $\mathfrak{su}(2)$ node. But, mixed anomaly cancellation requires the presence of a bifundamental hypermultiplet $(\mathbf{2}, \mathbf{5})$. This means there must be at least 5 $\mathfrak{su}(2)$ fundamentals which are rotated into each other under the $\mathfrak{su}(5)$ action, contradicting the gauge anomaly cancellation condition. We conclude that this is not an acceptable theory.

On the other hand, suppose the $\mathfrak{su}(5)$ gauge group is replaced with an $\mathfrak{su}(4)$. Then, the mixed representation will be $(\mathbf{2}, \mathbf{4})$. There are 4 fundamentals on the $\mathfrak{su}(2)$ and 8 on the $\mathfrak{su}(4)$ of which 4 and 2 pair up, respectively. Thus, one is left with an $\mathfrak{su}(2) \times \mathfrak{su}(4)$ quiver

gauge theory with 6 extra fundamental hypermultiplets transforming under the $\mathfrak{su}(4)$ gauge symmetry.

This provides a systematic way to determine if a particular gauge group content is allowed on a specified configuration of curves: list the necessary matter content on each curve Σ_a to satisfy the gauge anomaly constraints for that gauge algebra, \mathfrak{g}_a . List the mixed representations (R_a, R_{b_i}) necessary to satisfy the mixed anomaly constraints between Σ_a and its neighbors, Σ_{b_i} . If the number of hypermultiplets of R_a required to satisfy these mixed anomaly constraints—given either by R_{b_i} or $\frac{1}{2}R_{b_i}$ —is greater than the number of hypermultiplets of R_a required for anomaly cancellation, then this configuration is not allowed. This procedure is iterated for all curves Σ_a , and if it passes all of them, then the configuration is allowed.

In most cases, the allowed gauge algebras can be determined from the following abbreviated list of rules, derived from the aforementioned constraints:

- Any $\mathfrak{so}(N)$, $N \geq 7$ appearing on a curve of self-intersection -3 or greater can only have $\mathfrak{sp}(N')$ algebras living on the adjacent curves. In these cases, a half-fundamental of $\mathfrak{sp}(M)$ pairs with a fundamental of $\mathfrak{so}(N)$, for $N \geq 9$, or a spinor, in the special cases of $\mathfrak{so}(7)$ and $\mathfrak{so}(8)$.
- Any -4 curve with a single neighbor with $\mathfrak{sp}(M)$ gauge algebra must have a gauge algebra $\mathfrak{so}(N)$, $N \geq M + 8$. Any -4 curve with a neighbor on both the left and right, gauge algebras $\mathfrak{sp}(M_L), \mathfrak{sp}(M_R)$ must have a gauge algebra $\mathfrak{so}(N)$, $N \geq M_L + M_R + 8$. Any -4 curve with three neighbors forming a T shape of gauge algebras $\mathfrak{sp}(M_1), \mathfrak{sp}(M_2), \mathfrak{sp}(M_3)$ must have gauge algebra $\mathfrak{so}(N)$, $N \geq M_1 + M_2 + M_3 + 8$. In these cases, a half-fundamental of $\mathfrak{sp}(M_i)$ pairs with the fundamental of $\mathfrak{so}(N)$.
- Conversely, any -1 curve of gauge algebra $\mathfrak{sp}(M)$ with neighbors carrying gauge algebra $\mathfrak{so}(N_L), \mathfrak{so}(N_R)$ must satisfy $M \geq \frac{1}{4}(N_L + N_R + \delta_{N_L,7} + \delta_{N_R,7} - 16)$. Here, N_L or N_R are set to zero if the -1 curve does not have a neighbor on the left or right, respectively, and the Kronecker delta arises whenever the spinor rep $\mathbf{8}$ of $\mathfrak{so}(7)$ is used rather than the fundamental, as must be the case whenever the curve has self-intersection -3 or lower.
- In a string of -2 curves, an $\mathfrak{su}(N)$ algebra between adjacent $\mathfrak{su}(N_L)$ and $\mathfrak{su}(N_R)$ must satisfy the convexity condition $N \geq \frac{1}{2}(N_L + N_R)$, with N_L, N_R set to zero if there is no neighbor to the left or right, respectively. A -2 curve carrying $\mathfrak{su}(N)$ with three -2 curve neighbors carrying $\mathfrak{su}(N_L), \mathfrak{su}(N_R), \mathfrak{su}(N_T)$ must satisfy $N \geq \frac{1}{2}(N_L + N_R + N_T)$.
- A -2 curve adjacent to a -3 curve must have $\mathfrak{su}(2)$ gauge algebra, and the total dimensionality of the reps on the left and right of the -2 curve can be no more than 8. In particular, this means that the other curve adjacent to this -2 curve cannot carry a gauge algebra.

- A -3 curve with two -2 neighbors carrying gauge algebra $SU(2)$ can only have gauge algebra $\mathfrak{so}(7)$. A -3 curve with one -2 curve neighbor carrying gauge algebra $\mathfrak{su}(2)$ can have gauge algebra $\mathfrak{so}(7)$ or \mathfrak{g}_2 .
- $\mathfrak{su}(3)$ can only appear on a -3 curve if that curve has no neighbors with gauge groups.
- \mathfrak{f}_4 , \mathfrak{e}_6 , \mathfrak{e}_7 , and \mathfrak{e}_8 do not permit their neighbors to have gauge groups.

In addition, one also often needs the “gauging condition,” elaborated upon in subsection 6.3.

- The sum of the gauge algebras on curves touching a single -1 curve must be smaller than \mathfrak{e}_8 .

6.2.1 The Top Down View

Occasionally, the constraints imposed by anomaly cancellation for continuous gauge symmetries are insufficient—particularly for geometries with small numbers of curves. Indeed, some putatively self-consistent field theory realizations of a tensor branch theory appear to have an obstruction to an embedding in F-theory. The close correspondence between F-theory and field theory found elsewhere leads us to strongly suspect that there is a pathology in these field theories.

To illustrate these general points, observe that anomaly cancellation considerations alone do not exclude the possibility of a -3 , -2 , or -1 curve holding gauge algebra $\mathfrak{so}(8)$ touching a -2 curve with gauge algebra $\mathfrak{su}(2)$, nor does it rule out the possibility of three -2 curves holding \mathfrak{so}_7 , \mathfrak{su}_2 , and no gauge algebra, respectively (provided the mixed representation of $\mathfrak{so}_7 \oplus \mathfrak{su}_2$ is $\frac{1}{2}(\mathbf{7}, \mathbf{2})$). Nonetheless, an investigation of F-theory fiber types reveals that these cases are not allowed. Furthermore, one must also take into account the fact that the collision point of a -2 curve with type II fiber with a curve with gauge algebra $\mathfrak{su}(2)$ holds some matter of the $\mathfrak{su}(2)$. (There is also an “extra” tensor associated to the type II curve, as will be discussed in more detail in the next section.) This is particularly relevant to the cluster $3, 2, 2$, where we might have naïvely attempted to enhance from a \mathfrak{g}_2 algebra on the -3 curve to either \mathfrak{so}_7 or \mathfrak{so}_8 . In Appendix E we analyze this and other possibilities, and find that an enhancement to \mathfrak{so}_8 can never occur without also introducing further blowups in the base. In the language of (p, q) seven-branes this is because the -2 curve is wrapped by a A^3C bound state (in the terminology of references [54–56]¹²), so roughly speaking the C factor leads to an orientifold plane. The collision with the orientifold plane from the \mathfrak{so}_8 factor yields a contradiction.

Though we leave a full analysis of these field theories for future work, it is helpful to use the lack of an F-theory realization as a guide to the location of potential pathologies for these field theories. In F-theory, the basic issue centers around an \mathfrak{sp}_1 gauge theory which

¹²See also [57–60] for more recent work using this approach.

is realized by a non-split type IV fiber. The fact that this is distinct from a type I_2 fiber, or a non-split type I_3 fiber suggests that the global structure of the gauge group and flavor symmetries may be different. For example, when we decorate a -2 curve with a non-split type IV fiber, we have eight half hypermultiplets of \mathfrak{sp}_1 . Whenever this fiber type meets a \mathfrak{so} algebra, we must have matter in a spinor representation of this algebra. This additional structure immediately excludes the case of a sequence of three -2 curves which respectively support gauge algebras \mathfrak{so}_7 , $\mathfrak{sp}(1)$ and a type II fiber. Since there is already a single half hypermultiplet of \mathfrak{sp}_1 trapped at the collision of the type II and \mathfrak{sp}_1 , this would in turn mean that the remaining matter for the \mathfrak{sp}_1 factor are half hypermultiplets in the $(\mathbf{7}, \mathbf{2})$ of $\mathfrak{so}_7 \times \mathfrak{su}_2$, rather than a spinor of \mathfrak{so}_7 —a contradiction.

By a similar token, we can also consider an isolated -2 curve with non-split type IV fiber. The flavor symmetry algebra is \mathfrak{so}_8 . What seems to be suggested by the F-theory realization of this theory is that the flavor group is $Spin(8)/\mathbb{Z}_2$ instead of $SO(8)$ or $Spin(8)$. Indeed, the case of $SO(8)$ is problematic since it contains no spinor representations. Further, we have already observed difficulty in gauging this algebra. Anomaly cancellation requires a triality invariant spectrum consisting of an equal number of 8_s 's, 8_c 's and 8_v 's. This is broken by working with $Spin(8)/\mathbb{Z}_2$ since one of these spinors is projected out. This would provide a potential explanation for why the \mathfrak{so}_8 flavor symmetry algebra cannot be consistently gauged in the above example.

6.3 Unpaired Tensors

Although each gauge theory must come with a corresponding tensor multiplet (which controls the value of the gauge coupling) the converse need not hold. Indeed, the $(2, 0)$ theories have no non-abelian gauge group on their tensor branch, but have many tensor multiplets. Another example is the $(1, 0)$ E-string theory coming from a single -1 curve. In this subsection we examine in detail the theories which have such unpaired tensors.

Let Σ be one of the curves which is contracted in order to produce a given SCFT, and let us compare that given SCFT with the theory \mathcal{T}_Σ obtained from contracting Σ alone. On the tensor branch of the original theory, the left and right neighbors of Σ will be associated to gauge algebras \mathfrak{g}_L and \mathfrak{g}_R (either of which may be absent), and in contracting Σ alone, the couplings of those gauge fields will go to 0, leaving us with a subgroup $G_L \times G_R$ of the global symmetry group of \mathcal{T}_Σ .

If Σ has an associated gauge algebra, then field theory can be used to predict the global symmetry group of \mathcal{T}_Σ : the matter content can be determined from anomaly cancellation, and field theory then predicts the global symmetry group of that matter representation.¹³ However, if Σ corresponds to an unpaired tensor, we must use other methods. Note that any such Σ has $\Sigma^2 = -1$ or $\Sigma^2 = -2$.

¹³A detailed verification that the constraints from F-theory are compatible with this field theory prediction will be made in [61].

In the case of $\Sigma^2 = -1$, the theory \mathcal{T}_Σ has an E_8 global symmetry at the conformal point, which means that the gauge algebras on the left and right $\mathfrak{g}_L, \mathfrak{g}_R$ of the -1 curve must satisfy $\mathfrak{g}_L \oplus \mathfrak{g}_R \subset \mathfrak{e}_8$. Ordinarily, the commutant of $\mathfrak{g}_L \oplus \mathfrak{g}_R \subset \mathfrak{e}_8$ will be the global symmetry associated to Σ . However, F-theory at times imposes tighter restrictions than we would expect from a field theory analysis. Consider the configuration:

$$\begin{array}{ccccc} \mathfrak{e}_7 & & & \mathfrak{su}_2 & \mathfrak{g}_2 \\ 8 & 1 & 2 & 2 & 3 \\ & [SU(2)]? & & & \end{array}$$

The $[SU(2)]?$ indicates that we might initially expect an $SU(2)$ flavor symmetry could live on the curve of self-intersection -1 . However, upon realizing this configuration in F-theory, we see that the 2-2-3 non-Higgsable clusters must include a Kodaira type II fiber on the corresponding curves with no gauge symmetry, leading to the refined description:

$$\begin{array}{ccccc} \mathfrak{e}_7 & & & II & \mathfrak{su}_2 & \mathfrak{g}_2 \\ 8 & 1 & 2 & 2 & 3 \\ & [SU(2)]? & & & \end{array}$$

Now the -1 curve meets the \mathfrak{e}_7 brane, one of the type II branes, and the global $[SU(2)]$ brane. The discriminant must vanish 12 times along the -1 curve; however, it vanishes to order 9 at the intersection with the \mathfrak{e}_7 brane, it vanishes to order 2 at the type II brane, and it must vanish to order at least 2 at any hypothesized global $[SU(2)]$ brane. Thus, the total order of vanishing is at least $9 + 2 + 2 = 13$, which is a contradiction. In other words, some restrictions from F-theory beyond a purely field-theory analysis show that this model does not have any $SU(2)$ flavor symmetry.

If $\Sigma^2 = -2$, we find that the theory \mathcal{T}_Σ at the conformal point is the tensor product of the $A_1(2,0)$ theory with N free (uncharged) hypermultiplets, with the possible values of N being 0, 1, 2, or 4. The precise value is determined by the details of the F-theory compactification as described in Appendix E. When $N > 0$, the observed global symmetry from F-theory is always $SU(2)$ which acts nontrivially on the hypermultiplets but has trivial action on the $(2,0)$ sector of the theory. (The hypermultiplets transform in $N/2$ copies of the fundamental representation of $SU(2)$.) For $N = 1$, this suggests that the single hypermultiplet is real, which would give a global symmetry of $Sp(1) \cong SU(2)$. For $N = 2$, this suggests that the hypermultiplets are complex, which would give a global symmetry of $SU(2)$. One possible explanation of the case $N = 4$ is that the hypermultiplets are pseudo-real, which would give a global symmetry of $SO(4) = SU(2)_L \times SU(2)_R$, of which F-theory only realizes one of the $SU(2)$'s. We leave a detailed investigation of this point to future work.

The case $N = 0$ corresponds to Kodaira type I_0 along Σ , the case $N = 2$ corresponds to Kodaira type I_1 , but both the cases $N = 1$ and $N = 4$ correspond to Kodaira type II . When the $SU(2)$ global symmetry is gauged, the localization of the matter is different depending on whether the $\mathfrak{su}(2)$ gauge symmetry is realized on a curve of Kodaira type III or Kodaira type IV . The total number of hypermultiplets on the curve with gauge symmetry \mathfrak{su}_2 is fixed by anomaly cancellation, so the fact that some of these hypermultiplets localize on

the intersection with the empty -2 curve has significant implications for mixed anomaly considerations.

Let us give some examples of the interaction of these unpaired tensors with the remainder of the theory. As a first example, consider the configuration of curves:

$$(12), 1, 2, 2, 3, 1, 5, 1, 3, 2, 2, 1, (12)$$

i.e., the conformal matter between two E_8 factors. Anomaly cancellation requires the -2 curves adjacent to -3 curves to carry the gauge algebra \mathfrak{sp}_1 , and it requires the other -2 curves to be empty. Furthermore, since seven of the eight half-fundamentals on the -2 curves with gauge symmetry \mathfrak{su}_2 transform under the mixed representation $\frac{1}{2}(\mathbf{2}, \mathbf{7})$ there is only a single half-fundamental left. As a result, the empty -2 curves must have global symmetry $SU(2)$ acting on a single half-fundamental (which implies that the Kodaira type is II). Furthermore, the -1 curves adjacent to these -2 curves must also be empty, since we have already accounted for all of the hypermultiplets acted upon by the flavor symmetry of the -2 curve theory.

Consider also the -1 curves adjacent to the -5 curve. Anomaly cancellation requires the -1 curve theory to not carry a gauge group, and in F-theory terms the fiber is of type II . But then, the product of the gauge algebra on the -5 curve and the product of the gauge algebra on the -3 curves must be a subset of E_8 . Anomaly considerations require the -5 curve to hold gauge algebra \mathfrak{f}_4 , \mathfrak{e}_6 , or \mathfrak{e}_7 and the -3 curve to hold gauge algebra \mathfrak{g}_2 . But we see now that not all possible pairs are allowed: $\{\mathfrak{e}_6, \mathfrak{e}_7\} \oplus \{\mathfrak{g}_2\}$ are not subsets of \mathfrak{e}_8 , so they are not allowed. This leaves only the possibility $\mathfrak{f}_4 \oplus \mathfrak{g}_2$, so the -5 curve must carry gauge algebra \mathfrak{f}_4 . This recovers the general structure already predicted by the F-theory geometry (see appendix C in [20]).

For another example, consider a chain of three -2 curves, the first of which has no gauge group, the second of which has gauge group \mathfrak{su}_2 , and the third of which has yet to be constrained:

$$\begin{array}{c} \mathfrak{su}_2 \quad ? \\ 2 \quad 2 \quad 2 \end{array}$$

If studied in isolation, the -2 curve without a gauge symmetry must have a global symmetry $SU(2)$, which is then gauged by the -2 curve with \mathfrak{su}_2 gauge symmetry. There can be either one, two, or four half-fundamentals of \mathfrak{su}_2 living on the intersection of these two curves. However, there are only eight half-fundamentals allowed on the -2 curve with gauge algebra \mathfrak{su}_2 , so the other -2 curve cannot hold a gauge algebra that is too big. If one were to try to place a \mathfrak{so}_8 gauge algebra on it, for instance, one would need at least 9 half-fundamentals on the \mathfrak{su}_2 -2 curve—8 for the mixed $\frac{1}{2}(\mathbf{2}, \mathbf{8})$ representation and one for the intersection with the empty -2 curve. This clearly violates the anomaly cancellation condition on the -2 curve, and so we conclude that the only possible gauge symmetries on the third -2 curve are \mathfrak{su}_2 , \mathfrak{su}_3 , \mathfrak{g}_2 , or no gauge symmetry. One might also have expected \mathfrak{so}_7 as a possibility from anomaly considerations alone, but as discussed in the last subsection, this does not

occur in F-theory.

Finally, note that in the conformal limit of a shrinking -2 curve, there is an additional $SO(5)$ global symmetry of the $(2,0)$ theory (the R -symmetry), which does not act on the decoupled hypermultiplets. This same symmetry is present for any of the ADE $(2,0)$ theories.

6.4 Decorating a Base

Having derived a number of consistency conditions on possible ways to enhance a fiber, we now return to our original task of how to enhance the fibers of a given base. It is helpful to break up our analysis into possible enhancements on the nodes of a base, and the possible enhancements on the links.

The first point is that in a base, we generically cannot enhance any of the nodes or links in the interior. First of all, the exceptional interior nodes of a base generically do not support any enhancement in the fiber type. The reason is that in subsection 5.4.1, we already argued that a node could only be joined by minimal interior links. The exceptions to this rule occur at the two leftmost and rightmost nodes of the base quiver. By the same token, we cannot enhance the fiber type for our minimal interior links of a base quiver.

The main class of base geometries where a fiber enhancement is possible are those where we exclude the possibility of an exceptional base node. This occurs for bases comprised solely of -1 , -2 and -4 curves. In fact, these are the cases which can also be realized in perturbative IIB string theory, and so we will refer to them as “semi-classical bases”—they are not completely classical because we shall allow for matter in spinor representations—. We also classify all possible ways to enhance these base geometries. This covers all perturbative type II string theory realizations of 6D SCFTs. The remaining item in our classification will then be to study whether such classical configurations can in fact “rejoin” to a configuration that contains exceptional base nodes. This occurs whenever one of the ends reduces back to the minimal fiber type. Then, it can successfully rejoin the more general base quiver.

6.4.1 Decorating the $(2,0)$ Theories

One class of geometries where we can consider adding additional seven-branes are the $(2,0)$ theories. One straightforward construction involves adding stacks of D7-branes, i.e., I_N type fibers, which introduces perturbative $\mathfrak{su}(N)$ gauge symmetry. For illustrative purposes, we focus on the case where we just have \mathfrak{su}_N factors. Anomaly cancellation imposes the condition that we have only matter fields transforming in the fundamental representation of each \mathfrak{su} factor. So, for an $\mathfrak{su}(N)$ gauge algebra, we have $2N$ total flavors on each node.

To satisfy the condition of anomaly cancellation on a given stack of seven-branes, it will often be necessary to introduce additional flavor symmetries. Labelling the nodes as $i = 1, \dots, r$ for the Dynkin diagram with r compact -2 curves, we can introduce F_i flavors.

Introducing the adjacency matrix A_{ij} for each Dynkin diagram, we get the constraint:

$$\sum_j A_{ij} N_j = F_i. \quad (6.6)$$

In this basis, the inverse of the adjacency matrix has positive entries valued in the rational numbers.¹⁴ This means that we can solve the linear equations to find values of the N_j . The main constraint is that we need to have a solution over the integers. One simple class of solutions is obtained by multiplying each flavor symmetry factor by $\det A$, though of course there are others.

Note also that for the E_8 Dynkin diagram, *any* choice of flavor symmetry will generate a consistent solution since the intersection form is unimodular (i.e., $\det A = 1$). At this point it should be clear that we have significantly constrained the possible structure of such decorations. We will meet a few additional constraints, for example, that the ranks of the gauge groups must increase as we proceed towards the interior. This echoes the constraint found on the structure of the base geometries.

Turning the discussion around, we can ask whether a given configuration of N_i 's can lead to a consistent theory, namely by introducing an appropriate flavor symmetry. For this to be the case, we need to show that there exists a collection of F_i 's which are all non-negative. There is an interesting bit of geometric structure here: All of the consistent 6D theories obtained in this way form a cone, that is, we have a collection of vectors such that any positive linear combination of them over the natural numbers gives us yet another element of the cone. Indeed, suppose we have two vectors of solutions \vec{N} and \vec{N}' , with corresponding flavor vectors \vec{F} and \vec{F}' , respectively. Then, we also observe that $\vec{N} + \vec{N}'$ also leads to a consistent theory with flavor vector $\vec{F} + \vec{F}'$. This is the condition for us to form a cone. Furthermore, observe that equation (6.6) can be interpreted as saying that each vector \vec{N} is a positive vector in the weight lattice, and \vec{F} is a positive vector in the root lattice for the corresponding Lie algebra. To complete the classification, it is enough to observe that each F_i just needs to be non-negative. So a necessary and sufficient condition is:

$$\sum_j A_{ij} N_j \geq 0. \quad (6.7)$$

6.4.2 The Semi-Classical Configurations

In this section, we give some further examples, which we shall refer to as “semi-classical”. These are configurations where all of the maximally Higgsed gauge groups are classical, but where we also entertain the possibility of spinors for the \mathfrak{so} factors (upon further enhancement). First, we detail the case of the classical configurations, namely those which do not

¹⁴Each cofactor also defines a positive definite adjacency matrix, so its determinant is also positive. The claim then follows.

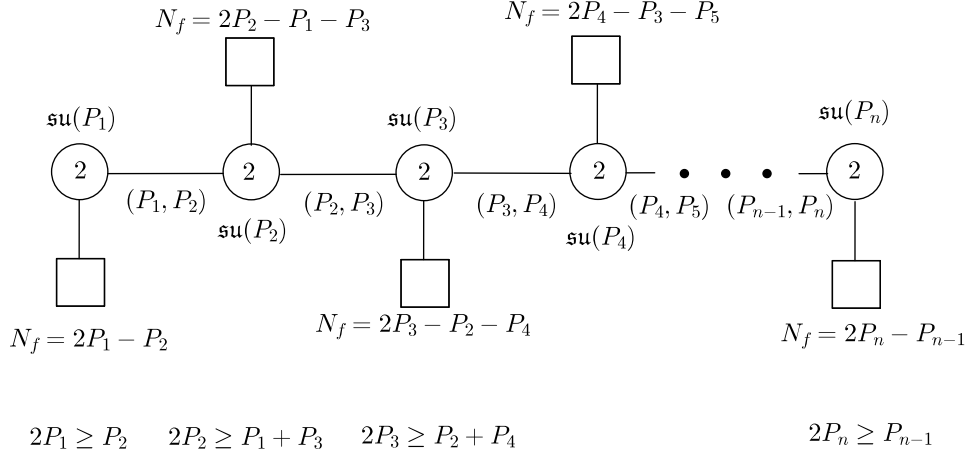


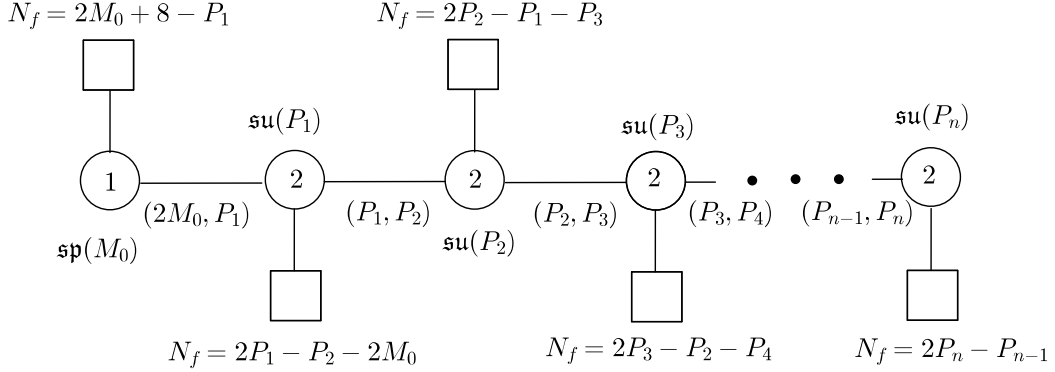
Figure 2: Quiver Diagram for the 2...2 configurations.

have spinor representations or fibers of type *II*. We then turn to examples with spinor representations.

- The ADE configurations of -2 curves. The main condition is the convexity condition detailed in line (6.7). It is possible also for none of the curves to have a gauge group. But as soon as any of the curves is given a gauge group, all of the other -2 curves automatically get one as well with the exception that the outer -2 curves can have fiber type I_1 . Nonetheless, we may still use the convexity condition (6.7) as long as we consider the -2 curves with fiber type I_1 to have $N_j = 1$, i.e. morally we consider the empty -2 curves to have gauge symmetry $\mathfrak{su}(1)$. With this caveat, the convexity condition is necessary and sufficient to determine the classical fiber enhancements of ADE configurations of -2 curves.

DE configurations of -2 curves obey the same rules, with the addition of a single extra rule regarding the trivalent vertex $\overset{2}{222}$. Here, if the gauge symmetries are of the form $\mathfrak{su}(N_L), \mathfrak{su}(N_M), \mathfrak{su}(N_R)$, we have the condition $2N_M \geq N_L + N_R + N_T$. Once again, the case of an empty -2 curve is handled by setting $N_j = 1$.

- For $1222\dots 2$, the -2 curves each carry gauge algebra $\mathfrak{su}(P_i)$, satisfying the convexity constraint $2P_i \geq P_{i-1} + P_{i+1}$. If the gauge algebra on the -1 curve is $\mathfrak{sp}(M')$, we get the constraints $4M' \geq 2P_1 - 16$, $2P_1 \geq 2M' + P_2$. If the gauge algebra on the -1 curve is $\mathfrak{su}(P')$, then we get the constraints $P' + 8 + \delta_{P',3} + \delta_{P',6} \geq P_1$, $2P_1 \geq P' + P_2$. Here, the Kronecker deltas arise because the gauge algebras $\mathfrak{su}(3)$ and $\mathfrak{su}(6)$ each may have an extra fundamental hypermultiplet as a part of their matter content on a -1 curve.



$$2M_0 \geq P_1 - 8 \quad 2P_1 \geq P_2 + 2M_0 \quad 2P_2 \geq P_1 + P_3 \quad 2P_3 \geq P_2 + P_4 \quad 2P_n \geq P_{n-1}$$

Figure 3: Quiver Diagram for the 12...2 configurations.

The -1 curve can also be empty provided $P_1 \leq 9$, so that the gauge group on the adjacent -2 curve is a subgroup of \mathfrak{e}_8 . As in the case of configurations with only -2 curves, we may think of an empty -2 curve as morally having gauge symmetry $\mathfrak{su}(1)$ and applying the usual convexity conditions to it.

- The -4 curves of the blowups (1)4141...414(1) must have gauge algebra $\mathfrak{so}(N_i)$, $N_i \geq 8$. The -1 curves must have gauge algebra $\mathfrak{sp}(M_i)$. These must satisfy $4M_i \geq N_i + N_{i+1} - 16$, $N_i \geq M_i + M_{i-1} + 8$. In particular, this imposes convexity constraints, $2N_i \geq N_{i+1} + N_{i-1}$, $2M_i \geq M_{i+1} + M_{i-1}$.

The inner -1 curves can be empty provided all of the -4 curves have gauge algebra $\mathfrak{so}(8)$. Any outer -1 curves just need their adjacent -4 curve to have $\mathfrak{so}(N)$, $N \leq 16$.

- For 214...14 the -4 curves must have gauge algebra $\mathfrak{so}(N_i)$, $N_1 \geq 8$. The -1 curves must have gauge algebra $\mathfrak{sp}(M_i)$. The -2 has gauge algebra $\mathfrak{su}(P')$, with $2P' \geq 2M_1$, $4M_1 \geq N_1 + 2P' - 16$.

The -1 curve adjacent to the -2 curve can be empty provided $\mathfrak{so}(N_1) \oplus \mathfrak{su}(P')$ is contained \mathfrak{e}_8 . The -2 curve can be empty provided the adjacent -1 curve is also empty.

- For (4)¹4141...4141(4), the -4 curves must have gauge algebra $\mathfrak{so}(N_i)$, $N_i \geq 8$. The -1 curves must have gauge algebra $\mathfrak{sp}(M_i)$. These must satisfy $4M_i \geq N_i + N_{i-1} - 16$, $N_i \geq M_i + M_{i+1} + 8$. The extra -1 curve must have gauge algebra $\mathfrak{sp}(M')$, with $4M' \geq N_k - 16$, where the -4 curve touching this extra -1 has gauge algebra $\mathfrak{so}(N_k)$. Further, $N_k \geq M_k + M_{k+1} + M' + 8$.

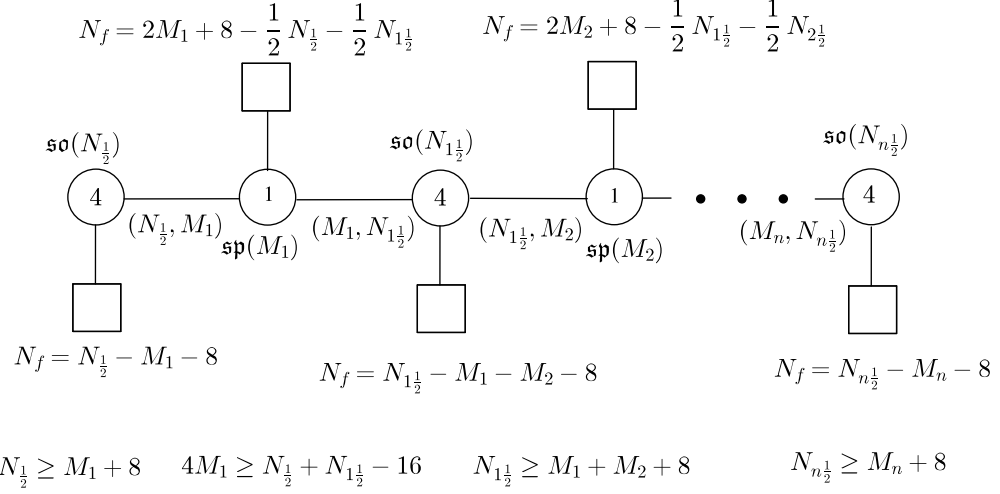


Figure 4: Quiver Diagram for the 41...14 configurations.

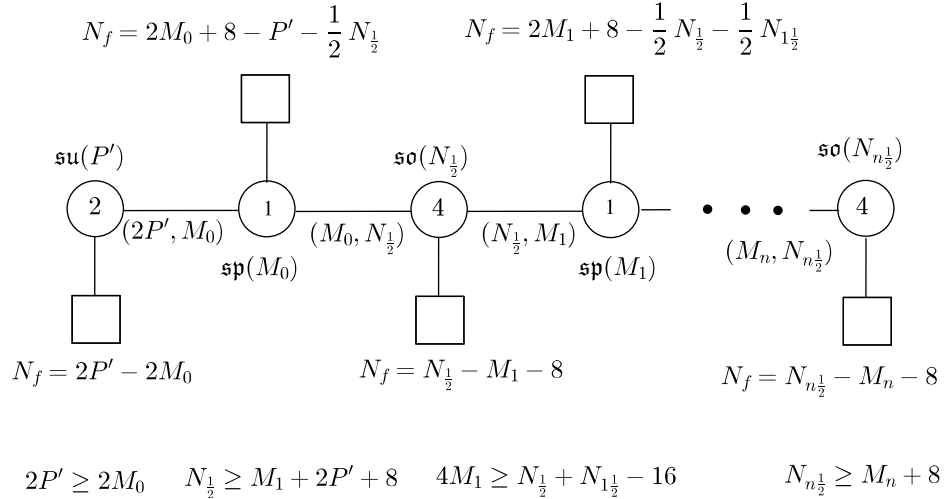


Figure 5: Quiver Diagram for the 2141...14 configurations.

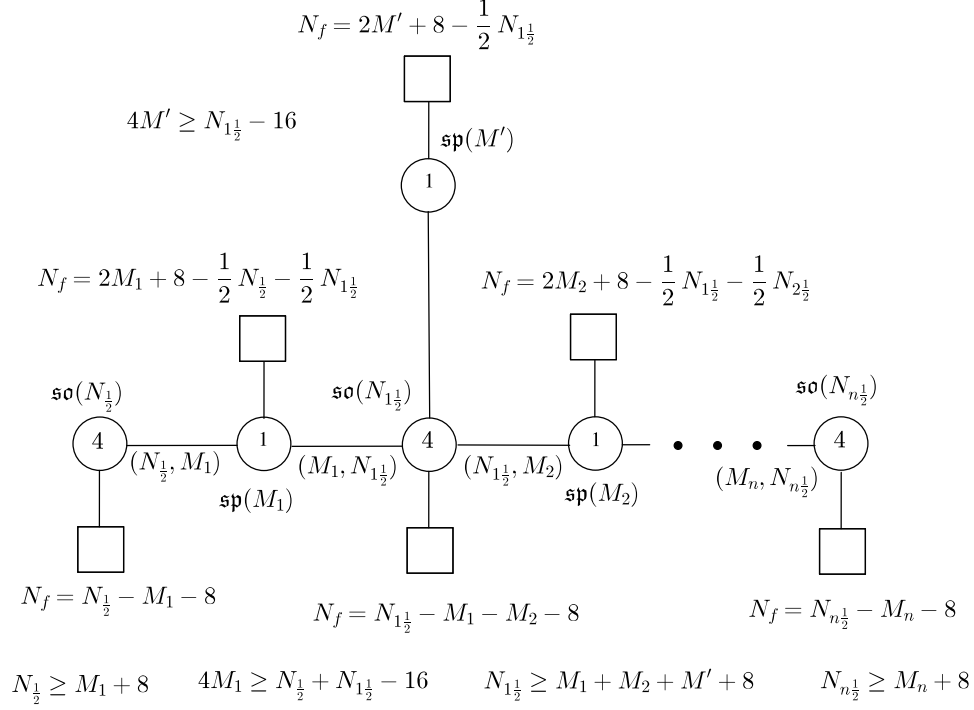


Figure 6: Quiver Diagram for the $(4)141\dots 4141(4)\dots$ configurations.

The inner -1 curves can be empty provided their adjacent -4 curves have gauge group $\mathfrak{so}(8)$. The outer -1 curves (including the one at the top of the T) just need their adjacent -4 curve to have $\mathfrak{so}(N)$, $N \leq 16$.

If one allows spinor representations to live on the fibers above the classical bases, the possibilities are only slightly more complicated.

- Configurations with alternating -4 and -1 curves cannot be enhanced at all except in the case that there is only a single -4 curve. In such a configuration, the gauge symmetry on the -4 curve may be enhanced to \mathfrak{f}_4 , \mathfrak{e}_6 , or \mathfrak{e}_7 with the appropriate matter, and in all such cases the adjacent -1 curves must be empty.
- The configurations with only -2 curves also admit a limited number of possible enhancements. In particular, a -2 curve may hold gauge symmetry \mathfrak{g}_2 , $\mathfrak{so}(7)$, or $\mathfrak{so}(8)$, but in the $\mathfrak{so}(8)$ case, there can only be a single -2 curve. In the case of a curve with $\mathfrak{so}(7)$ or \mathfrak{g}_2 , any adjacent -2 curves must hold $\mathfrak{su}(2)$ gauge symmetry. Further, these -2 curves with $\mathfrak{su}(2)$ gauge symmetry cannot touch any other -2 curves in the case of $\mathfrak{so}(7)$, and they can only touch empty curves in the case of \mathfrak{g}_2 (these will in fact have fibers of Kodaira type II).

Empty -2 curves obey a convexity condition similar to that for curves with gauge algebras. In particular, any -2 curve without gauge symmetry can only touch another -2 curve if it has gauge symmetry $\mathfrak{su}(2)$ or smaller. If it touches one curve with gauge symmetry $\mathfrak{su}(2)$, it cannot touch any other -2 curve. As a result, we cannot have chains of more than one empty -2 curve followed by a curve with gauge symmetry $\mathfrak{su}(2)$. This is not so different from the fact that chains of more than one -2 curve with gauge symmetry $\mathfrak{su}(M)$ cannot be followed by a curve with gauge symmetry $\mathfrak{su}(N)$ if $N > M$, which is a consequence of the convexity condition described previously.

As a result, any configuration of -2 curves can either take a classical form or a non-classical form. Non-classical configurations include a \mathfrak{g}_2 or $\mathfrak{so}(7)$ symmetry touching nothing but $\mathfrak{su}(2)$ curves. If the symmetry is \mathfrak{g}_2 , the -2 curves holding $\mathfrak{su}(2)$ gauge symmetry can touch empty -2 curves, which will have Kodaira type II . Two examples of such configurations are:

$$\begin{array}{ccccc} & \mathfrak{su}_2 & & \mathfrak{g}_2 & \\ & 2 & & 2 & \\ & & [Sp(2)] & & \\ & & & \mathfrak{su}_2 & \\ & & & 2 & \\ & & & 2 & \end{array}$$

$$[Sp(3) \times Sp(1)] \quad \begin{array}{cc} \mathfrak{so}_7 & \mathfrak{su}_2 \\ 2 & 2 \end{array}$$

Here and henceforth, flavor symmetries are shown in square brackets. Often, there will be additional abelian flavor symmetries, but such global $U(1)$ symmetries will typically be anomalous. Finally, a product of flavor groups is simply shorthand for the fact that the gauge theory may contain matter fields in different irreducible representations.

In addition, non-classical configurations also include configurations which from the F-theory perspective contain empty curves with type II fibers rather than type I_1 fibers. When such a curve intersects a -2 curve with gauge symmetry $\mathfrak{su}(2)$ of Kodaira type IV , there will only be a half-fundamental of the $\mathfrak{su}(2)$ gauge symmetry at the intersection rather than a full fundamental. As a result, this $\mathfrak{su}(2)$ curve can actually intersect two empty -2 curves along with another -2 curve holding \mathfrak{su}_3 . This introduces new configurations only in the case of D configurations of -2 curves. The following sequences arise in this way:

$$\begin{array}{ccccccc} & & 2 & & & & \\ & & \mathfrak{su}_2 & \mathfrak{su}_3 & & \mathfrak{su}_3 & \\ 2 & 2 & 2 & \dots & 2 & & \end{array}$$

$$\begin{array}{ccccccc} & & 2 & & & & \\ & & \mathfrak{su}_2 & \mathfrak{su}_3 & & \mathfrak{su}_3 & \mathfrak{su}_2 \\ 2 & 2 & 2 & \dots & 2 & 2 & \end{array} \tag{6.8}$$

$$\begin{array}{ccccccc} & & 2 & & & & \\ & & \mathfrak{su}_2 & \mathfrak{su}_3 & & \mathfrak{su}_3 & \mathfrak{su}_2 \\ 2 & 2 & 2 & \dots & 2 & 2 & 2 \end{array}$$

The empty -2 curves here all have fiber type II in the F-theory picture. These configurations are not classical configurations, for if one were to attempt to realize them with I_1 fibers on the empty -2 curves, one would violate the convexity conditions on the -2 curve with three neighbors. Note that it is not possible to achieve \mathfrak{su}_n for

$n > 3$ —this is due to the fact that the II , III , IV sequence of Kodaira fiber types has a maximal gauge group of \mathfrak{su}_3 .

Of course, it is also possible to duplicate the gauge symmetries of many of the classical configurations using the non-classical fiber types. For instance, one could achieve the configuration

$$\begin{array}{ccc} & \mathfrak{su}_2 & \mathfrak{su}_3 \\ 2 & 2 & 2 \end{array}$$

using either classical fiber types I_1 , I_2 , I_3 or non-classical fiber types II , IV^{ns} , IV^s . However, we do not ordinarily expect these to give rise to distinct field theories. This is confirmed in large part by our correspondence between certain F-theory configurations and homomorphisms $\mathbb{Z}_N \rightarrow E_8$ in subsection 7.2. As a result, we will usually specify only the gauge algebra rather than the specific fiber type. An exception to this is the case of a single empty -2 curve discussed in subsection 6.3, which gives rise to four different theories depending on the global symmetry and matter content, which in turn depends on the fiber type of this -2 curve. To differentiate it from an empty -2 curve with trivial global symmetry, we will often use the symbol $\begin{array}{c} \mathfrak{su}_1 \\ 2 \end{array}$ to indicate a -2 curve with global symmetry $SU(2)$.

The only remaining non-classical DE configurations involve a \mathfrak{g}_2 or \mathfrak{so}_7 gauge symmetry on the central -2 curve of the trivalent vertex $\begin{array}{c} 2 \\ 222 \end{array}$. The three surrounding -2 curves here must each hold \mathfrak{su}_2 gauge symmetry. These may touch empty -2 curves only in the \mathfrak{g}_2 case.

- Configurations consisting of chain of -2 curves with a single -1 curve attached to the end will have similar pockets of classical or non-classical configurations. The only novelty here are the non-classical configurations involving the -1 curves. Suppose first that our configuration has at least two -2 curves. If we enhance the -2 curve touching the -1 curve to have gauge symmetry \mathfrak{g}_2 or $\mathfrak{so}(7)$, then the adjacent -1 curve may have gauge symmetry $\mathfrak{sp}(1)$, $\mathfrak{sp}(2)$, or $\mathfrak{sp}(3)$, or it may be empty. The other -2 curve attached to this -2 curve must have gauge symmetry $\mathfrak{su}(2)$. If the first -2 curve has gauge symmetry $\mathfrak{so}(7)$, this -2 curve with gauge symmetry $\mathfrak{su}(2)$ cannot touch another -2 curve, but if the first has \mathfrak{g}_2 symmetry, then the $\mathfrak{su}(2)$ curve may touch a curve with no gauge symmetry. Conversely, if the -1 curve carries an enhanced \mathfrak{g}_2 , then the adjacent -2 curve must hold an $\mathfrak{su}(2)$ gauge symmetry, and the -2 curve touching that one must be empty.

In the special case of the base 12, there are even more possibilities. Here, the gauge symmetry on the -2 curve can also be $\mathfrak{so}(N)$, $N = 9, 10, 11, 12, 13$. The -1 curve may hold gauge algebra $\mathfrak{sp}(M)$ with $M \leq N - 6$, or it may be empty. Additionally, the -2 curve may hold gauge symmetry \mathfrak{f}_4 , \mathfrak{e}_6 , or \mathfrak{e}_7 , provided the -1 curve is empty. The -1 curve may hold \mathfrak{so}_7 gauge symmetry if the -2 curve holds \mathfrak{su}_2 . Finally, the -1 curve

-2	-1	-4
\emptyset	$\mathfrak{sp}(1), 4 \geq 1 + N - 16$	$\mathfrak{so}(N), N = 9, 10, \dots$
\mathfrak{g}_2	$\mathfrak{sp}(M), 4M \geq 7 + N - 16, M \leq 4, N - 8$	$\mathfrak{so}(N), N = 9, 10, \dots$
\mathfrak{g}_2	\emptyset	$SO(N), N = 8, 9$
$\mathfrak{so}(7)$	$\mathfrak{sp}(M), 4M \geq 8 + N - 16, M \leq 4, N - 8$	$\mathfrak{so}(N), N = 9, 10, \dots$
$\mathfrak{so}(7)$	$\mathfrak{sp}(1), 4 \geq 7 + N - 16$	$\mathfrak{so}(N), N = 9, 10, \dots$
$\mathfrak{so}(7)$	\emptyset	$SO(N), N = 8, 9$
$\mathfrak{so}(8)$	$\mathfrak{sp}(M), 4M \geq 8 + N - 16, M \leq 2, N - 8$	$\mathfrak{so}(N), N = 9, 10, \dots$
$\mathfrak{so}(8)$	\emptyset	$SO(8)$
$\mathfrak{so}(9)$	$\mathfrak{sp}(M), 4M \geq 9 + N - 16, M \leq 3, N - 8$	$\mathfrak{so}(N), N = 9, 10, \dots$
$\mathfrak{so}(10)$	$\mathfrak{sp}(M), 4M \geq 10 + N - 16, M \leq 4, N - 8$	$\mathfrak{so}(N), N = 9, 10, \dots$
$\mathfrak{so}(11)$	$\mathfrak{sp}(M), 4M \geq 11 + N - 16, M \leq 5, N - 8$	$\mathfrak{so}(N), N = 9, 10, \dots$
$\mathfrak{so}(12)$	$\mathfrak{sp}(M), 4M \geq 12 + N - 16, M \leq 6, N - 8$	$\mathfrak{so}(N), N = 9, 10, \dots$
$\mathfrak{so}(13)$	$\mathfrak{sp}(M), 4M \geq 13 + N - 16, M \leq 7, N - 8$	$\mathfrak{so}(N), N = 9, 10, \dots$

Table 1: The gauge symmetries permitted on the leftmost -2 , -1 , and -4 curve in the configuration 21414.... There are additional restrictions on all curves except the -2 curve and the adjacent -1 curve, which are precisely the convexity conditions on the sequence 141414... obtained in the classical case.

may hold gauge algebra $\mathfrak{so}(7)$ if the adjacent -2 curve has gauge group $\mathfrak{su}(2)$. The -2 curve of the base 12 may be empty if the -1 curve holds \mathfrak{sp}_1 .

- The only remaining classical bases are of the form 21414.... Once again, a non-classical enhancement of the -4 gauge symmetry is only possible if there is a single -4 curve, and in this case enhancement to $\mathfrak{g} = \mathfrak{f}_4, \mathfrak{e}_6$, or \mathfrak{e}_7 is possible. The adjacent -1 curve must then be empty, and the -2 curve may hold any gauge algebra provided the gauging condition on the -1 curve is satisfied. This means in particular that if $\mathfrak{g} = \mathfrak{f}_4$, the -2 curve may hold $\mathfrak{su}(2)$, $\mathfrak{su}(3)$, or \mathfrak{g}_2 , or it may remain empty. If $\mathfrak{g} = \mathfrak{e}_6$, the -2 curve may hold $\mathfrak{su}(2)$ or $\mathfrak{su}(3)$, or it may remain empty. If $\mathfrak{g} = \mathfrak{e}_7$, the -2 curve may hold $\mathfrak{su}(2)$ or remain empty. For any number of -4 curves, we may enhance the gauge symmetry on the -2 curve to \mathfrak{g}_2 or $\mathfrak{so}(N)$, $N = 7, \dots, 13$. The -1 curve must in such a case hold an $\mathfrak{sp}(M)$ gauge algebra or be empty. The allowed values for M are determined by anomaly cancellation, and are shown in Table 1 as a function of the gauge algebra on the -2 curve and the adjacent -4 curve. The remaining curves in the diagram, all of self-intersection -1 or -4 , have gauge symmetries determined by the usual convexity conditions observed in the classical case. The -2 curve can also be empty if the -1 curve holds \mathfrak{sp}_1 .

6.4.3 Fiber Enhancements of Non-classical Bases

Since a generic base consists of DE-type nodes connected by interior links and with extra side links attached, we may divide our classification of fiber enhancements into three categories: enhancements of DE-type nodes, enhancements of interior links, and enhancements of side links/noble molecules. Due to the large number of side links/noble molecules, the enhancements of the side links/noble molecules are left to a **Mathematica** notebook included with our arXiv submission. We first discuss the enhancements of the DE-type nodes.

- A -7 or -8 curve minimally carries \mathfrak{e}_7 gauge symmetry. However, this may be enhanced to \mathfrak{e}_8 as long as the necessary gauging condition on the adjacent -1 curve is satisfied. In particular, this means that enhancement may occur provided the only links attached to the -7 or -8 curve take the form $1223\dots$ or $12\dots2$, such that both the -1 curve and the adjacent -2 curve are devoid of a gauge group. This enhancement to \mathfrak{e}_8 requires the addition of small instantons, so that in fact the self-intersection of the -7 or -8 curve will actually be decreased to -12 .
- Similarly, a -6 curve minimally carries \mathfrak{e}_6 gauge symmetry, but it may be enhanced to either \mathfrak{e}_7 or \mathfrak{e}_8 provided the necessary gauging conditions on the adjacent -1 curves are satisfied. The requirements for \mathfrak{e}_8 enhancement are the same as for a -7 or -8 curve, and once again small instantons must be added to lower the intersection number to -12 . Additionally, the gauge symmetry may be enhanced to \mathfrak{e}_7 as long as the only links attached to the -7 or -8 curve take the form $1223\dots$, $123\dots$ or $12\dots2$. In these cases, the -1 curve must be empty, and the adjacent -2 curve cannot hold any gauge symmetry larger than $\mathfrak{su}(2)$.
- The enhancements of a -4 curve have already been discussed to a large extent in the description of classical bases. The gauge symmetry living on the -4 curve can be enhanced to \mathfrak{e}_8 or \mathfrak{e}_7 under the same conditions as it can for a -6 curve. It can also be enhanced to \mathfrak{e}_6 provided the adjacent links are of the form $1223\dots$, $123\dots$, $12\dots2$, 13 , or $131\dots$. In such situations, the -1 curve attached to the -4 curve must be empty, and the next curve cannot hold any gauge symmetry but $\mathfrak{su}(2)$ or $\mathfrak{su}(3)$. Similarly, the gauge symmetry can be enhanced to \mathfrak{f}_4 provided the adjacent links are of the form $1223\dots$, $123\dots$, $12\dots2$, or $13\dots$. In these cases, the -1 curve attached to the -4 curve must be empty, and the next curve cannot hold any gauge symmetry but $\mathfrak{su}(2)$, $\mathfrak{su}(3)$, or \mathfrak{g}_2 .

The gauge symmetry of a -4 curve may be enhanced to $\mathfrak{so}(N)$ in accordance with the classical convexity conditions and the gauging conditions. To be more precise, suppose there is a -1 curve stretched between a -4 curve of gauge symmetry $\mathfrak{so}(N)$ and another curve of intersection $-n$, supporting gauge symmetry \mathfrak{g} . Then, the -1 curve may be empty provided $\mathfrak{g} \oplus \mathfrak{so}(N) \subset \mathfrak{e}_8$. Alternatively, the -1 curve may hold gauge symmetry $\mathfrak{sp}(M)$ subject to the condition $4M \geq N + N_{\mathfrak{g}} - 16$, where $N_{\mathfrak{g}}$ is the size

of the representation which mixes with the half-fundamental of $\mathfrak{sp}(M)$ to satisfy the mixed anomaly condition between these two gauge algebras. This should be viewed as a straightforward generalization of the classical convexity condition for the base 41414..., in which case $\mathfrak{g} = \mathfrak{so}(N')$ and $N_{\mathfrak{g}} = N'$.

We now describe each of the allowed fiber enhancements for the interior links between any two given DE-type nodes.

- The interior link $\overset{5,5}{\oplus} = 12231513221$ carries no gauge symmetry on the leftmost -1 curve, no gauge symmetry on the next -2 curve (with a type II fiber), $\mathfrak{sp}(1)$ on the next -2 curve, \mathfrak{g}_2 on the -3 curve, nothing on the next -1 curve, \mathfrak{f}_4 on the -5 curve, and the same on the right side. There are no allowed fiber enhancements, regardless of which of the DE-type nodes are attached to the two ends.
- The interior link $\overset{4,4}{\oplus} = 123151321$ carries no gauge symmetry on the left -1 curve, $\mathfrak{su}(2)$ on the next -2 curve, \mathfrak{g}_2 on the -3 curve, nothing on the next -1 curve, \mathfrak{f}_4 on the -5 curve, and similarly for the right side. There are no allowed fiber enhancements, regardless of which of the DE-type nodes are attached to the two ends.
- The interior link $\overset{3,3}{\bigcirc} = 1315131$ admits different options depending on which DE-type nodes are attached to the sides. We present the story for the left hand side, and the story on the right hand side is just the mirror image. If an E_6 -type -6 curve is attached to the far left of the link, there is no gauge symmetry on the left -1 curve, $\mathfrak{su}(3)$ on the adjacent -3 curve, nothing on the next -1 curve, and either \mathfrak{f}_4 or \mathfrak{e}_6 on the -5 curve. If, on the other hand, a D-type -4 curve is attached to the left hand side or there is no node attached, then there is an additional possibility: the $\mathfrak{su}(3)$ on the -3 curve may be enhanced to \mathfrak{g}_2 as long as the -5 curve is not enhanced to \mathfrak{e}_6 . A further enhancement of the -1 curve on the far left to $\mathfrak{sp}(1)$ is also possible, and in this case the adjacent -3 curve must again support \mathfrak{g}_2 gauge symmetry. Furthermore, as long as neither of the -3 curves are enhanced to \mathfrak{g}_2 , the -5 curve may be enhanced to \mathfrak{e}_6 .
- The left half of the interior link $\overset{4,5}{\oplus} = 1231513221$ is the same as the left half of $\overset{4,4}{\oplus}$, and the right half is the same as the right half of the interior link $\overset{5,5}{\oplus}$. Once again, there are no allowed fiber enhancements, regardless of which of the DE-type nodes are attached to the two ends.
- The left hand side of the link $\overset{3,5}{\oplus} = 131513221$ follows the same story as $\overset{3,3}{\bigcirc}$, while the right hand side is fixed to be the same as for $\overset{5,5}{\oplus}$. The middle -5 curve cannot be enhanced to \mathfrak{e}_6 .

- The interior link $\overset{3,4}{\oplus} = 13151321$ admits the same options as $\overset{3,5}{\oplus}$ on the left half, and the right half is fixed to be the same as in the $\overset{4,4}{\oplus}$ case. The middle -5 curve cannot be enhanced to \mathfrak{e}_6 .
- The interior link $\overset{4,2}{\oplus} = 12231$ always carries no gauge symmetry on the left -1 curve, no gauge symmetry on the next -2 curve (with a type II fiber), and $\mathfrak{su}(2)$ on the next -2 curve. The -3 curve carries \mathfrak{g}_2 . The far right -1 curve must be empty.
- The interior link $\overset{3,3}{\oplus} = 12321$ always carries no gauge symmetry on the -1 curves and $\mathfrak{su}(2)$ on the -2 curves. The -3 curve carries $\mathfrak{so}(7)$.
- The interior link $\overset{3,2}{\oplus} = 1231$ always carries no gauge symmetry on the left -1 curve and $\mathfrak{su}(2)$ on the -2 curve. The -3 curve minimally carries \mathfrak{g}_2 , but it may be enhanced to $\mathfrak{so}(7)$. The far right -1 curve must be empty if the -3 curve is holding \mathfrak{g}_2 , but if the -3 curve is enhanced to $\mathfrak{so}(7)$, this -1 curve can support an $\mathfrak{sp}(1)$ gauge symmetry.
- The interior link $\overset{2,2}{\oplus} = 131$ minimally carries just a $\mathfrak{su}(3)$ on the -3 curve. If an \mathfrak{e}_6 -type -6 curve is attached at either the left or the right, no enhancements are allowed, and the -1 curves cannot carry a gauge symmetry. However, if no \mathfrak{e}_6 -type node is attached, then the -3 curve may be enhanced. If a D -type -4 curve is attached at either the left or the right, then the -3 curve may be enhanced to \mathfrak{g}_2 or $\mathfrak{so}(N)$, with $N = 7, 8, 9, 10, 11, 12$. If it is \mathfrak{g}_2 , then one of the adjacent -1 curves can carry either $\mathfrak{sp}(1)$ or no gauge symmetry, but the other must be empty. If it is $\mathfrak{so}(7)$, then the left -1 curve can hold $\mathfrak{sp}(M_L)$ and the right can hold $\mathfrak{sp}(M_R)$ with $M_L = 0, 1, 2$, $M_R = 0, 1, 2$, and $M_L + M_R \leq 2$. If it is $\mathfrak{so}(8)$, then the left -1 curve can hold $\mathfrak{sp}(1)$ or be empty and the right can hold $\mathfrak{sp}(1)$ or be empty. The -3 curve may also hold $\mathfrak{so}(N)$, with $N = 9, 10, 11, 12$. The left -1 curve can hold $\mathfrak{sp}(M_L)$ and the right can hold $\mathfrak{sp}(M_R)$ with $M_L = 0, 1, 2, \dots$, $M_R = 0, 1, 2, \dots$ with $M_L + M_R \leq N - 7$. However, we cannot in these cases have $M_L = 0$ if the left -1 curve is attached to a D -type -4 curve, and similarly we cannot have $M_R = 0$ if the right -1 curve is attached to a D -type -4 curve. In the special case of $N = 12$, we cannot even have $M_L = 1$ if the left -1 curve is attached to a D -type node, and similarly $M_R \neq 1$ if the right -1 curve is attached to a D -type node.
- The interior link 1 can only attach to D -type nodes. As such, it has already been included in the list of classical configurations. If it is used as a side link for any E -type node, it must be empty.

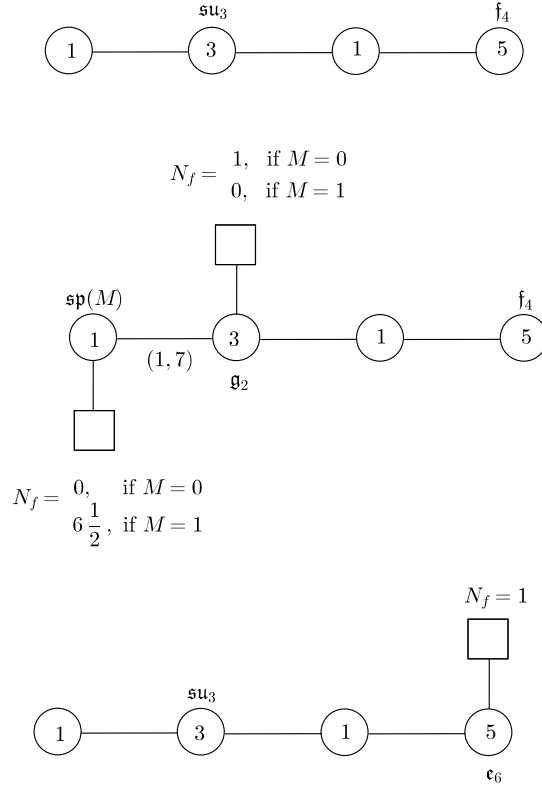


Figure 7: Allowed fiber decorations of the left half of the $\bigcirc \simeq 1315131$ interior link. The right half is simply the mirror image.

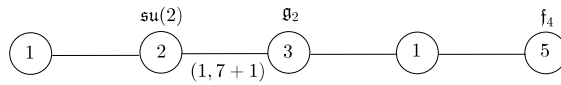


Figure 8: Allowed fiber decorations of the left half of the $\oplus \simeq 123151321$ interior link. The right half is simply the mirror image.

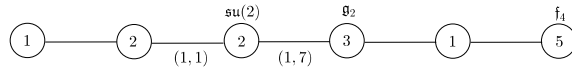


Figure 9: Allowed fiber decoration of the left half of the $\oplus \simeq 12231513221$ interior link. The right half is simply the mirror image.

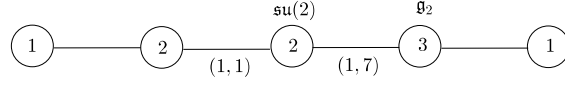


Figure 10: Allowed fiber decoration of the $\oplus^{4,2} \simeq 12231$ interior link.

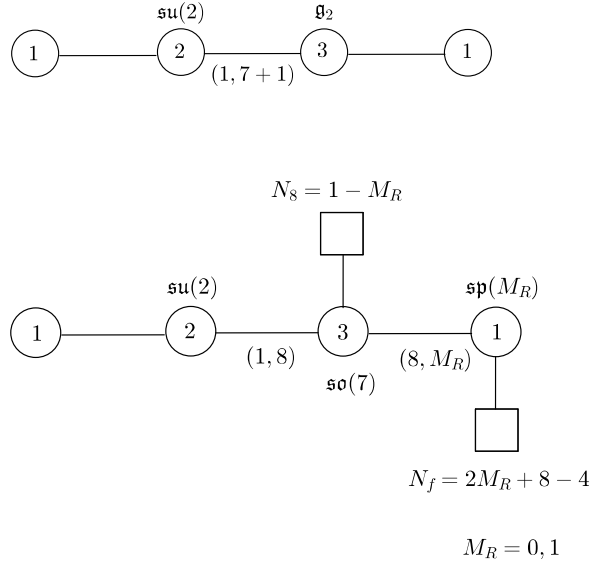


Figure 11: Allowed fiber decorations of the $\oplus^{3,2} \simeq 1231$ interior link.

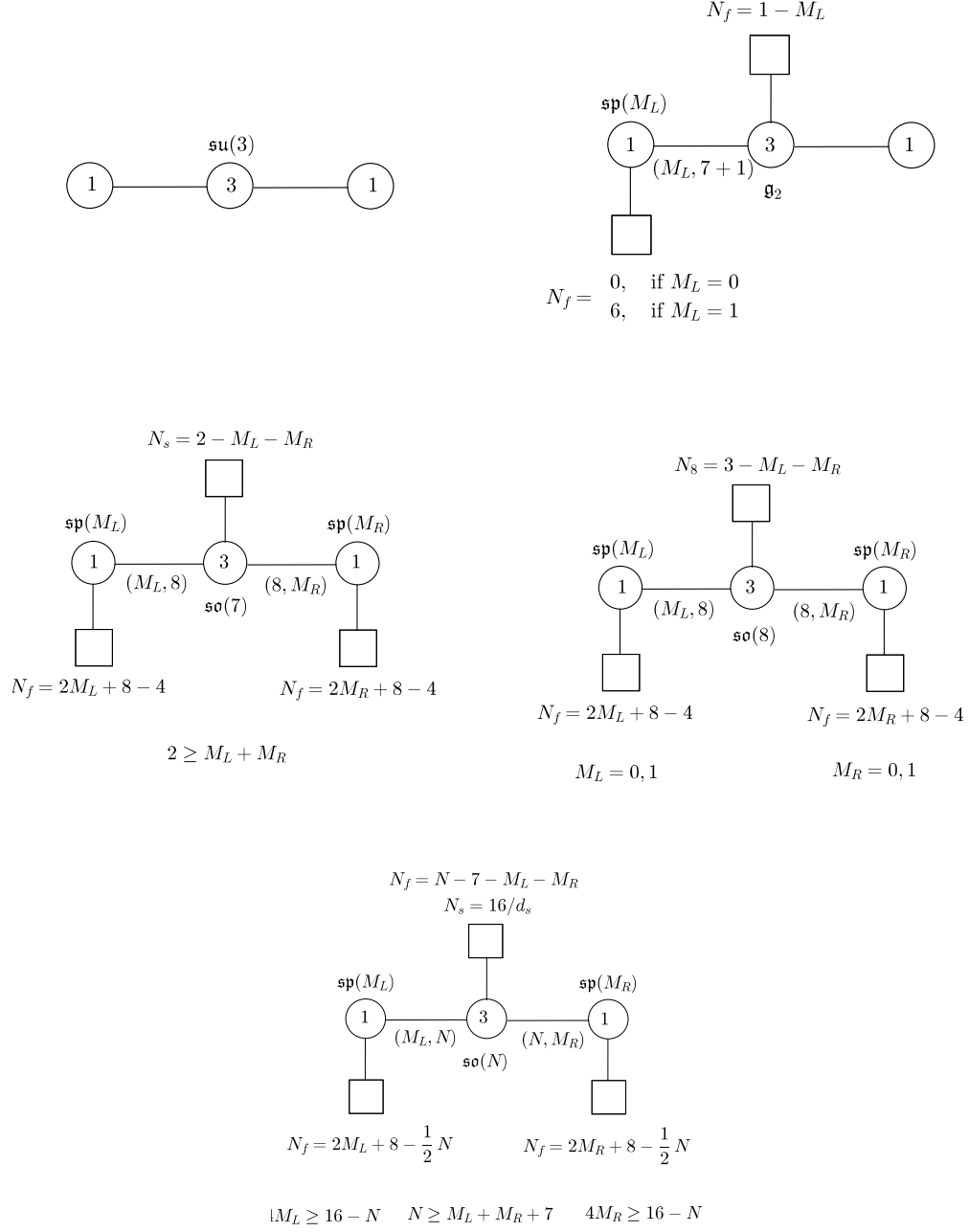


Figure 12: Allowed fiber decorations of the $\overset{2,2}{\oplus} \simeq 131$ interior link.

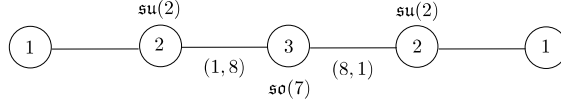


Figure 13: Allowed fiber decoration of the $\oplus \simeq 12321$ interior link.

7 Boundary Conditions

Our analysis has revealed a rather simple structure for all of the geometric phases of F-theory which can generate a 6D SCFT. Essentially, the base of the elliptic Calabi-Yau threefold has the structure of a linear chain of curves, with a small amount of decoration on the ends. This decoration also includes the various types of tree-like structures, and non-minimal fiber types. Putting this all together, we have provided a rather complete picture of all ways to generate 6D SCFTs from geometry.

Now, starting from a geometry, it is natural to ask whether there are any further ways to supplement such a theory. This can occur in 6D SCFTs which possess a flavor symmetry. In these cases, it is possible to consider boundary conditions “at infinity” for our configuration [22] (see also [24]).

In reference [22], two sorts of boundary conditions were identified. One is associated with T-brane data for intersecting seven-branes, and can be tracked to the choice of a nilpotent residue for the Higgs field of a flavor symmetry. The other boundary condition arises (in heterotic language) for small E_8 instantons probing an orbifold singularity.

In the specific case of SCFTs, we will present evidence that both kinds of data are already captured by *geometric* phases of an F-theory compactification. Said differently, specifying these boundary data simply provide an alternative way to catalogue some of the theories we have already encountered.

Consider first the case of T-branes [41–48, 50–52]. This comes about from non-abelian intersections of seven-branes, and is invisible at the level of the Weierstrass model, but does manifest itself in the limiting behavior of the intermediate Jacobian of a smooth Calabi-Yau threefold as it approaches a singular limit [50]. In the 6D SCFT a choice of T-brane background corresponds to activating a vev for some operators of the SCFT [22], which in turn specifies the location of a pole in the associated Hitchin system for the flavor symmetry [62, 22, 23]. The resulting pattern of possible elliptic fibrations can then be viewed either as a specific sequence of gauge groups, or alternatively, as a choice of nilpotent element (and its orbit) in $\mathfrak{g}_{\mathbb{C}}$, the complexification of the flavor symmetry algebra.

Consider next the case of boundary data for small instantons. In the case of a -1 curve with a flavor symmetry, the theory locally behaves like a small instanton of heterotic strings compactified on a non-compact K3 surface, including K3 surfaces with orbifold singularities

[13]. As explained in [22], from the heterotic perspective, there could be additional boundary data for our small instanton. For an instanton probing an orbifold singularity \mathbb{C}^2/Γ with Γ a discrete subgroup of $SU(2)$, this amounts to a choice of homomorphism from $\pi_1(S^3/\Gamma)$ into the group E_8 . Since we also have an isomorphism $\pi_1(S^3/\Gamma) \simeq \Gamma$, these boundary data are captured by $\text{Hom}(\Gamma, E_8)$.

As opposed to the situation with T-branes, these boundary data are not directly linked to the vev of an operator. Rather, they are more analogous to data such as a discrete theta angle. Experience with other systems, e.g. [63], suggests that this should also be reflected in purely geometric terms. So, it is natural to conjecture that these cases can also be covered by a specific pattern of gauge groups.

We will indeed present a very precise extension of heterotic / F-theory duality in which the algebraic / non-geometric data of the heterotic side, namely the elements of $\text{Hom}(\Gamma, E_8)$ will be matched to *purely geometric* data on the F-theory side, namely fiber enhancements of a specific collection of linear curves. To perform this match, we will show that we can exactly match the unbroken flavor symmetries on both sides of the correspondence. On the heterotic side, we specify a choice of $\rho \in \text{Hom}(\Gamma, E_8)$, and then determine the commutant $\rho(\Gamma) \subset E_8$. This commutant specifies the residual flavor symmetry left unbroken by our instanton configuration. On the F-theory side, we will identify linear chains of curves and fiber enhancements on compact curves which lead to 6D SCFTs with very specific flavor symmetry groups. These flavor symmetries will turn out to precisely match to the ones obtained on the heterotic side of the correspondence.

Our plan in this subsection will be to first explain the general contours of our proposal, and in particular the F-theory description of heterotic small instantons probing an ADE singularity. Then, we illustrate how our proposal works for some of the ADE singularities. The evidence we present will not be at the level of a proof, but rather at the level of a match which is so specific that it will leave little doubt that the proposal is correct. With this in place, we will have shown that all such “boundary data” in an F-theory description of a 6D SCFT are captured by purely geometric data. With this in place, we see that the results of the previous sections (i.e., the classification of bases and fiber enhancements) serves to classify *all* 6D SCFTs.

7.1 The General Correspondence

To frame the discussion to follow, we first review some further details of how heterotic small instantons probing an ADE singularity are realized in F-theory. Our discussion here follows [13] as well as reference [22]. We then extend this discussion by making a general proposal for how to realize the boundary data of the heterotic theory in terms of an F-theory model.

In this section we consider in detail the case of boundary data for small instantons probing an ADE singularity. In M-theory terms, we have an E_8 nine-brane near the singularity \mathbb{C}^2/Γ

for Γ an ADE subgroup of $SU(2)$. Into this theory we introduce N M5-branes. In heterotic terms, this provides a realization of N small instantons probing an ADE singularity. We can remove the instantons from the system, i.e., move onto the tensor branch by pulling the M5-branes off of the E_8 wall.

The F-theory realization amounts to decorating the basic case of an instanton link, namely a chain of curves $1, 2, \dots, 2$, and the volume of the curves dictates the (relative) positions of the M5-branes from the E_8 wall. To get to the case of an ADE singularity, we introduce the corresponding ADE gauge group, and decorate each fiber by the corresponding algebra:

$$[E_8] \overset{\mathfrak{g}}{1} \overset{\mathfrak{g}}{2} \dots \overset{\mathfrak{g}}{2} [G]. \quad (7.1)$$

There is then a minimal resolution of the collision of singularities which we can perform to reach the fully resolved tensor branch. For further details, see, e.g., references [13] and [22].

Now, we would like to extend this geometric correspondence to the case where we incorporate the boundary data of a small instanton. In heterotic terms, our choice of instanton also requires us to specify a flat connection “at infinity”, i.e., on S^3/Γ . This is classified by a choice of group homomorphism $\pi_1(S^3/\Gamma) \rightarrow E_8$. Note that activating this flat homomorphism breaks the original E_8 flavor symmetry. Said differently, the unbroken flavor symmetry is the commutant of $\rho(\Gamma) \subset E_8$, where ρ is our choice of group homomorphism $\rho : \Gamma \rightarrow E_8$. Our plan will be to match the flavor symmetries for these heterotic theories to specific F-theory duals.

The F-theory realization of these heterotic theories proceeds from the following rules:

- Step 1: Begin with a base of the form $1, 2, \dots, 2$. This is the basic example of a small instanton theory.
- Step 2: For instantons probing a Γ_G -type orbifold singularity, decorate each fiber to reach the configuration: $\overset{\mathfrak{g}}{1} \overset{\mathfrak{g}}{2} \dots \overset{\mathfrak{g}}{2} [G]$. Also, perform all forced blowups as required to maintain the existence of an elliptic Calabi-Yau. Note, however, that we do *not* assume the presence of a non-compact E_8 touching the -1 curve.
- Step 3: Next, introduce additional blowups of the corresponding base. The primary condition is that performing a blowdown of these extra curves takes us back to a small instanton configuration $\overset{\mathfrak{g}}{1} \overset{\mathfrak{g}}{2} \dots \overset{\mathfrak{g}}{2} [G]$.
- Step 4: Finally, decorate the fibers of the new base. This will define a 6D SCFT, and anomaly cancellation will dictate a very specific choice of flavor symmetry group.

Finally, as a point of notation, we shall often indicate the type II fiber explicitly, reserving \mathfrak{su}_1 for the I_1 fiber. The reason for this is that (as we explain more fully in Appendix E), the matter content associated with these two fibers can be different, and consequently, they can give rise to 6D theories with different flavor symmetries.

Group	Order	Generators	Quotient groups
$\Gamma_{A_{n-1}} = \mathbb{Z}_n$	n	ζ_n	\mathbb{Z}_k if $k \mid n$
$\Gamma_{D_n} = \mathbb{D}_{n-2}$	$4(n-2)$	ζ_{2n-4}, δ	$\mathbb{Z}_2, \text{Dih}_{2k}$ if $k \mid (n-2)$, \mathbb{D}_ℓ if $\ell \mid (n-2)$ but $2\ell \nmid (n-2)$
$\Gamma_{E_6} = \mathbb{T}$ $\cong SL(2, \mathbb{F}_3)$	24	ζ_4, δ, τ	$\mathbb{Z}_3, \mathfrak{A}_4$
$\Gamma_{E_7} = \mathbb{O}$	48	ζ_8, δ, τ	$\mathbb{Z}_2, \mathfrak{S}_3, \mathfrak{S}_4$
$\Gamma_{E_8} = \mathbb{I}$ $\cong SL(2, \mathbb{F}_5)$	120	$-(\zeta_5)^3, \iota$	\mathfrak{A}_5

Table 2: Finite subgroups of $SU(2)$

As we shall make heavy use of it later, we now pause to briefly review the finite subgroups of $SU(2)$. A convenient reference is chapter six of [64], which gives explicit descriptions of the subgroups (up to conjugacy) in terms of the matrices:

$$\zeta_n \equiv \begin{bmatrix} e^{2\pi i/n} & \\ & e^{-2\pi i/n} \end{bmatrix}, \quad \delta \equiv \begin{bmatrix} & 1 \\ -1 & \end{bmatrix}, \quad \tau \equiv \frac{1}{\sqrt{2}} \begin{bmatrix} e^{-2\pi i/8} & e^{-2\pi i/8} \\ e^{10\pi i/8} & e^{2\pi i/8} \end{bmatrix} \quad (7.2)$$

$$\iota \equiv \frac{1}{e^{4\pi i/5} - e^{6\pi i/5}} \begin{bmatrix} e^{2\pi i/5} + e^{-2\pi i/5} & 1 \\ 1 & -e^{2\pi i/5} - e^{-2\pi i/5} \end{bmatrix}. \quad (7.3)$$

These descriptions are shown in Table 2, along with the orders of the groups, some convenient isomorphisms, and all possible nontrivial quotient groups of each group. In the Table, in addition to the cyclic groups \mathbb{Z}_n , the symmetric groups \mathfrak{S}_n and the alternating groups \mathfrak{A}_n , we find the dihedral groups $\text{Dih}_{2k} \subset SO(3)$ of order $2k$ which are the symmetry groups of a regular k -gon in 3-dimensional space, as well as the “binary dihedral” or “dicyclic” groups \mathbb{D}_k of order $4k$ which are the lifts of Dih_{2k} to the covering group $SU(2)$ of $SO(3)$.

Each of these latter groups Dih_{2k} and \mathbb{D}_k has two generators x and y with the basic relations $y^{2k} = e$, $x^{-1}yx = y^{-1}$; for the dihedral groups, we have $x^2 = e$ while for the binary dihedral groups we have $x^2 = y^k$. The center of \mathbb{D}_k is order two, and the quotient by that center gives Dih_{2k} . Notice that $\mathbb{D}_1 \cong \mathbb{Z}_4$ while $\text{Dih}_2 \cong \mathbb{Z}_2 \times \mathbb{Z}_2$. Every Γ_{D_n} includes one of these latter two as a quotient, depending on whether n is odd or even.

The reason that quotient groups are important is that for every homomorphism $\rho : \Gamma \rightarrow E_8$, the image $\rho(\Gamma)$ is a quotient group of Γ , which is then embedded into E_8 . In the mathematics literature, the problem of embedding finite groups into E_8 has been addressed directly (rather than the problem of arbitrary homomorphisms into E_8).

When the image is a cyclic group, the problem reduces to finding all elements of a fixed finite order k in E_8 , and the commutant of each such element. This problem was solved by Kac [65] (for the complexified group $E_8(\mathbb{C})$), and we will give (and use) his result below. The classification (up to conjugacy) of subgroups of E_8 isomorphic to $\mathbb{Z}_2 \times \mathbb{Z}_2$ is also known

(lemma 3.7 of [66]), and we shall use that result as well.

For more complicated groups, in reference [25] D.D. Frey has determined the embeddings into $E_8(\mathbb{C})$ for the dihedral groups Dih_6 , Dih_{10} , and the binary octahedral group $\Gamma_{E_8} \simeq SL(2, 5)$, giving the commutants in each case. Since we are dealing with the compact real Lie group E_8 , the passage from complex to real is of no consequence,¹⁵ and we shall henceforth refer to the continuous group simply as E_8 . Frey's list, together with Kac's analysis, therefore provides us with a rich set of example homomorphisms on which to test our correspondence with F-theory.

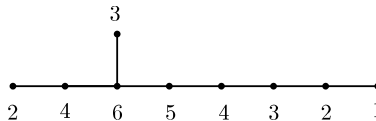
We will present very strong evidence that the boundary data of the heterotic description are captured by purely geometric data of an F-theory compactification. More precisely, we show that every choice of commutant flavor symmetry on the heterotic side has a direct match to a flavor symmetry on the F-theory side. For each choice of homomorphism, there is one (and only one) configuration of linear chains where we decorate the fibers. Put together, our checks will amount to overwhelming evidence that the correspondence is true.

Let us now proceed to the various choices of discrete subgroups and their homomorphisms into E_8 .

7.2 The A-Series Subgroups of $SU(2)$

In this subsection we consider the A-series of discrete subgroups $\Gamma_{A_{N-1}} \subset SU(2)$, namely the case of homomorphisms $\mathbb{Z}_N \rightarrow E_8$. As the notation suggests, in the case of a trivial flat connection, the theory of small instantons would have an $E_8 \times SU(N)$ global symmetry. Once we introduce a non-trivial flat connection, however, the global E_8 flavor symmetry will be broken further. Our aim will be to match these unbroken flavor symmetries to possible decorations of fibers in the F-theory setting.

In this vein, we first recall from [65] Kac's way of characterizing the group homomorphisms $\mathbb{Z}_N \rightarrow E_8$. The image of each homomorphism defines a subgroup of E_8 . We shall be interested in the commutant subgroup of this image. Now, one way to identify the continuous part of this commutant subgroup is to delete a particular set of nodes from the affine E_8 Dynkin diagram. In particular, we assign each node of the affine E_8 Dynkin diagram a value:



Each homomorphism $\mathbb{Z}_N \rightarrow E_8$ then corresponds to a partition of N into the numbers in the diagram. For each such partition, we delete the nodes whose numbers appear in the

¹⁵We thank D.D. Frey for correspondence on this point.

partition to find the symmetry that remains after activating the boundary conditions for the instanton.

As an example, we take our right flavor symmetry group to be $G = SU(4)$, corresponding to the case $\Gamma = \mathbb{Z}_4$. We must consider partitions of 4 into the numbers of the diagram. For instance, we can partition as $4 = 2 + 1 + 1$ and so remove the nodes on the far left and far right to get the D_7 Dynkin diagram, corresponding to a flavor symmetry of $SO(14)$ after Higgsing. For that same partition $4 = 2 + 1 + 1$, we can also remove the two nodes on the far right to get the E_7 Dynkin diagram, corresponding to an E_7 flavor symmetry after Higgsing. Altogether, there are precisely 10 homomorphisms $\mathbb{Z}_4 \rightarrow E_8$, and hence 10 ways to remove nodes from the affine Dynkin diagram consistent with Higgsing.

Each of these is associated with a particular decoration of the fibers of a particular resolution of the F-theory base $12 \dots 2$, which we now illustrate. Note that in some cases, there is a leftover fundamental representation, which we have labelled “ $N_f = 1$.” Ordinarily, there is a $U(1)$ flavor symmetry associated with this extra matter, but it is anomalous. Hence we do not concern ourselves further with $U(1)$ factors. Here is the list of theories for this case:

$$\begin{aligned}
E_8: & \bullet \bullet \overset{\uparrow}{\bullet} \bullet \bullet \bullet \bullet \Rightarrow [E_8] \overset{\mathfrak{su}_1}{1} \overset{\mathfrak{su}_2}{2} \overset{\mathfrak{su}_3}{2} \overset{\mathfrak{su}_4}{2} \overset{\mathfrak{su}_4}{2} \dots 2 [SU(4)] \\
E_7: & \bullet \bullet \overset{\uparrow}{\bullet} \bullet \bullet \bullet \Rightarrow [E_7] \overset{\mathfrak{su}_2}{1} \overset{\mathfrak{su}_3}{2} \overset{\mathfrak{su}_4}{2} \overset{\mathfrak{su}_4}{2} \dots 2 [SU(4)] \\
& \quad \quad \quad [N_f=1] \\
SO(14): & \bullet \bullet \overset{\uparrow}{\bullet} \bullet \bullet \bullet \bullet \Rightarrow [SO(14)] \overset{\mathfrak{sp}_1}{1} \overset{\mathfrak{su}_3}{2} \overset{\mathfrak{su}_4}{2} \dots 2 [SU(4)] \\
E_7 \times SU(2): & \bullet \bullet \overset{\uparrow}{\bullet} \bullet \bullet \bullet \bullet \Rightarrow [E_7] \overset{\mathfrak{su}_2}{1} \overset{\mathfrak{su}_4}{2} \overset{\mathfrak{su}_4}{2} \dots 2 [SU(4)] \\
& \quad \quad \quad [SU(2)] \\
SO(16): & \bullet \bullet \overset{\uparrow}{\bullet} \bullet \bullet \bullet \bullet \bullet \Rightarrow [SO(16)] \overset{\mathfrak{sp}_2}{1} \overset{\mathfrak{su}_4}{2} \dots 2 [SU(4)] \\
SO(12) \times SU(2): & \bullet \bullet \overset{\uparrow}{\bullet} \bullet \bullet \bullet \bullet \Rightarrow [SO(12)] \overset{\mathfrak{sp}_1}{1} \overset{\mathfrak{su}_4}{2} \dots 2 [SU(4)] \\
& \quad \quad \quad [SU(2)] \\
E_6 \times SU(2): & \bullet \bullet \overset{\uparrow}{\bullet} \bullet \bullet \bullet \bullet \Rightarrow [E_6] \overset{\mathfrak{su}_3}{1} \overset{\mathfrak{su}_4}{2} \overset{\mathfrak{su}_4}{2} \dots 2 [SU(4)] \\
& \quad \quad \quad [SU(2)] \\
SU(8): & \bullet \bullet \bullet \bullet \bullet \bullet \bullet \Rightarrow [SU(8)] \overset{\mathfrak{su}_3}{1} \overset{\mathfrak{su}_4}{2} \dots 2 [SU(4)] \\
SO(10) \times SU(4): & \bullet \bullet \overset{\uparrow}{\bullet} \bullet \bullet \bullet \bullet \Rightarrow [SO(10)] \overset{\mathfrak{su}_4}{1} \overset{\mathfrak{su}_4}{2} \dots 2 [SU(4)] \\
& \quad \quad \quad [SU(4)] \\
SU(8) \times Sp(1): & \bullet \bullet \overset{\uparrow}{\bullet} \bullet \bullet \bullet \bullet \bullet \Rightarrow [SU(8)] \overset{\mathfrak{su}_4}{1} \overset{\mathfrak{su}_4}{2} \dots 2 [SU(4)] \\
& \quad \quad \quad [Sp(1)]
\end{aligned}$$

The last $Sp(1)$ flavor symmetry here arises because of the anti-symmetric tensor multiplet of \mathfrak{su}_4 lives on the -1 curve, which is alternatively thought of as the fundamental of \mathfrak{so}_6 and hence possesses an $Sp(1)$ flavor symmetry. In some of the diagrams, there would be $U(1)$ factors at the classical level, but these are all anomalous in six dimensions.

We have explicitly verified that this correspondence proceeds as expected for $\Gamma = \mathbb{Z}_N$ for $N \leq 6$. Beginning at $N = 5$, there are some degeneracies in the list of consistent symmetry breaking patterns, e.g. two different homomorphisms give rise to E_7 left flavor symmetry.

These degeneracies are echoed in the F-theory language, so that there are indeed two distinct F-theory geometries that give rise to a flavor symmetry group $E_{7,L} \times SU(5)_R$. This provides strong evidence in support of our proposed correspondence.

7.3 The D-Series Subgroups of $SU(2)$

In this subsection we consider the D-series of discrete subgroups $\Gamma_{D_N} \subset SU(2)$, namely the case of homomorphisms $\mathbb{D}_{N-2} \rightarrow E_8$, where \mathbb{D}_{N-2} is the binary dihedral finite group of order $4N - 8$. We focus on the specific instances discussed in reference [25], namely those of Γ_{D_5} and Γ_{D_7} , and homomorphisms which factor through the projection to the dihedral groups. Here and in subsequent sections, we ignore global $U(1)$ factors, which are expected to be absent in the low energy effective field theory.

7.3.1 Example: Γ_{D_5}

Γ_{D_5} is the double cover of Dih_6 . There are 7 embeddings of Dih_6 into E_8 , with commutants given (up to anomalous $U(1)$ factors) by $SO(9)$, $F_4 \times SU(2)$, $Sp(4) \times SU(2)$, $SO(11) \times SU(2)$, $SO(7) \times SO(7)$, $SU(8)$, and E_6 . We now show how each of these shows up as the left global symmetry of an appropriate F-theory geometry:

$SO(9)$:

$$\begin{array}{c} II \\ 2 \end{array} \begin{array}{c} \mathfrak{sp}_1 \\ 1 \end{array} \begin{array}{c} \mathfrak{so}_{10} \\ 4 \end{array} \begin{array}{c} \mathfrak{sp}_1 \\ 1 \end{array} \begin{array}{c} \mathfrak{so}_{10} \\ 4 \end{array} \dots \begin{array}{c} \mathfrak{sp}_1 \\ 1 \end{array} [SO(10)] \\ [SO(9)]$$

$F_4 \times SU(2)$:

$$[F_4] \begin{array}{c} 1 \\ 3 \end{array} \begin{array}{c} \mathfrak{g}_2 \\ 3 \end{array} \begin{array}{c} \mathfrak{so}_9 \\ 4 \end{array} \begin{array}{c} \mathfrak{sp}_1 \\ 1 \end{array} \begin{array}{c} \mathfrak{so}_{10} \\ 4 \end{array} \dots \begin{array}{c} \mathfrak{sp}_1 \\ 1 \end{array} [SO(10)] \\ [SU(2)] \quad [N_f=\frac{1}{2}]$$

$Sp(4) \times SU(2)$:

$$[Sp(4) \times SU(2)] \begin{array}{c} \mathfrak{so}_7 \\ 2 \end{array} \begin{array}{c} 1 \\ 4 \end{array} \begin{array}{c} \mathfrak{so}_9 \\ 4 \end{array} \begin{array}{c} \mathfrak{sp}_1 \\ 1 \end{array} \begin{array}{c} \mathfrak{so}_{10} \\ 4 \end{array} \dots \begin{array}{c} \mathfrak{sp}_1 \\ 1 \end{array} [SO(10)] \\ [N_f=\frac{1}{2}]$$

$SO(11) \times SU(2)$:

$$[SO(11)] \begin{array}{c} \mathfrak{sp}_1 \\ 1 \end{array} \begin{array}{c} \mathfrak{so}_9 \\ 3 \end{array} \begin{array}{c} \mathfrak{sp}_1 \\ 1 \end{array} \begin{array}{c} \mathfrak{so}_{10} \\ 4 \end{array} \dots \begin{array}{c} \mathfrak{sp}_1 \\ 1 \end{array} [SO(10)] \\ [SU(2)] \quad [N_f=\frac{1}{2}]$$

$SO(7) \times SO(7)$:

$$[SO(7)] \begin{array}{c} 1 \\ 4 \end{array} \begin{array}{c} \mathfrak{so}_9 \\ 4 \end{array} \begin{array}{c} \mathfrak{sp}_1 \\ 1 \end{array} \begin{array}{c} \mathfrak{so}_{10} \\ 4 \end{array} \dots \begin{array}{c} \mathfrak{sp}_1 \\ 1 \end{array} [SO(10)] \\ [SO(7)] \quad [N_f=\frac{1}{2}]$$

$SU(8):$

$$[SU(8)] \overset{\mathfrak{su}_4}{2} \overset{\mathfrak{so}_9}{1} \overset{\mathfrak{sp}_1}{4} \underset{[N_f=\frac{1}{2}]}{1} \overset{\mathfrak{so}_{10}}{4} \dots \overset{\mathfrak{sp}_1}{1} [SO(10)]$$

 $E_6:$

$$[E_6] \begin{array}{cccccc} & \text{su}_3 & & \text{so}_9 & & \text{sp}_1 \\ 1 & 3 & 1 & 4 & 1 & 4 \dots 1 \\ & & & & [N_f = \frac{1}{2}] & \end{array} [SO(10)]$$

Note that in the $SO(9)$ case, the fiber above the -2 curve is of Kodaira type I_1 . This node eats up one of the flavors of the adjacent -1 curve, so that instead of the $SO(10)$ flavor symmetry one would get without the -2 curve, one gets an $SO(9)$ flavor symmetry.

7.3.2 Example: Γ_{D_7}

Γ_{D_7} is the double cover of Dih_{10} . There are 13 embeddings of Dih_{10} into E_8 , with commutants given (up to anomalous $U(1)$ factors) by $SO(8)$, $SO(7)$, $SO(5) \times SO(5)$, $SO(9) \times SU(2)$, F_4 , $SO(5) \times SO(5) \times SU(2)$, $Sp(4)$, $SO(11) \times SU(2)$, $SO(7) \times SO(7)$, $SO(10)$, $SU(4) \times SU(4)$, $SU(8)$, and E_6 . We now show how each of these shows up as the left global symmetry of an appropriate F-theory geometry:

 $SO(8):$

$$\begin{array}{ccccccc} II & \mathfrak{sp}_1 & \mathfrak{so}_{11} & \mathfrak{sp}_2 & \mathfrak{so}_{13} & \mathfrak{sp}_3 & \mathfrak{so}_{14} & \mathfrak{sp}_3 \\ 2 & 1 & 4 & 1 & 4 & 1 & 4 & \dots 1 & [SO(14)] \\ & [SO(8)] & & & & [N_f = \frac{1}{2}] & & & \end{array}$$

 $SO(7):$

$$II \quad \begin{array}{cccccc} \mathfrak{sp}_1 & \mathfrak{so}_{12} & \mathfrak{sp}_3 & \mathfrak{so}_{14} & \mathfrak{sp}_3 \\ 2 & 1 & 4 & 1 & 4 & \dots & 1 & [SO(14)] \\ & [SO(7)] & & [N_f=1] & & & & \end{array}$$

 $SO(9) \times SU(2):$

$$[SO(9)] \begin{array}{c} \mathfrak{so}_7 \\ 3 \end{array} \begin{array}{c} \mathfrak{sp}_1 \\ 1 \end{array} \begin{array}{c} \mathfrak{so}_{11} \\ 4 \end{array} \begin{array}{c} \mathfrak{sp}_2 \\ 1 \end{array} \begin{array}{c} \mathfrak{so}_{13} \\ 4 \end{array} \begin{array}{c} \mathfrak{sp}_3 \\ 1 \end{array} \begin{array}{c} \mathfrak{so}_{14} \\ 4 \end{array} \dots \begin{array}{c} \mathfrak{sp}_3 \\ 1 \end{array} [SO(14)]$$

 $F_4:$

$$[F_4] \begin{matrix} \mathfrak{g}_2 & \mathfrak{sp}_1 & \mathfrak{so}_{11} & \mathfrak{sp}_2 & \mathfrak{so}_{13} & \mathfrak{sp}_3 & \mathfrak{so}_{14} & \mathfrak{sp}_3 \\ 1 & 3 & 1 & 4 & 1 & 4 & 1 & 4 \dots 1 \end{matrix} \begin{matrix} [SO(14)] \\ [N_f=\frac{1}{2}] & & [N_f=\frac{1}{2}] \end{matrix}$$

 $SO(5) \times SO(5) \times SU(2):$

$$[SO(5)] \begin{array}{ccccccc} & & 1 & & & & \\ & & \mathfrak{so}_{11} & \mathfrak{sp}_2 & \mathfrak{so}_{13} & \mathfrak{sp}_3 & \mathfrak{so}_{14} & \mathfrak{sp}_3 \\ & & 4 & 1 & 4 & 1 & 4 & \dots & 1 \end{array} [SO(14)]$$

 $Sp(4):$

$$[Sp(4)] \overset{g_2}{2} \overset{so_9}{1} \overset{sp_1}{4} \overset{so_{11}}{4} \overset{sp_2}{1} \overset{so_{13}}{4} \overset{sp_3}{1} \overset{so_{14}}{4} \dots \overset{sp_3}{1} [SO(14)]$$

$SO(11) \times SU(2)$:

$$[SO(11)] \begin{matrix} \mathfrak{sp}_1 & \mathfrak{so}_9 & \mathfrak{sp}_1 & \mathfrak{so}_{11} & \mathfrak{sp}_2 & \mathfrak{so}_{13} & \mathfrak{sp}_3 & \mathfrak{so}_{14} & \mathfrak{sp}_3 \\ 1 & 3 & 1 & 4 & 1 & 4 & 1 & 4 & \dots & 1 \end{matrix} [SO(14)]$$

$[SU(2)]$ $[N_f=\frac{1}{2}]$

$SO(7) \times SO(7)$:

$$[SO(7)] \begin{matrix} \mathfrak{so}_9 & \mathfrak{sp}_1 & \mathfrak{so}_{11} & \mathfrak{sp}_2 & \mathfrak{so}_{13} & \mathfrak{sp}_3 & \mathfrak{so}_{14} & \mathfrak{sp}_3 \\ 1 & 4 & 1 & 4 & 1 & 4 & 1 & 4 & \dots & 1 \end{matrix} [SO(14)]$$

$[SO(7)]$ $[N_f=\frac{1}{2}]$

$SO(10)$:

$$[SO(10)] \begin{matrix} \mathfrak{sp}_1 & \mathfrak{so}_{10} & \mathfrak{sp}_2 & \mathfrak{so}_{13} & \mathfrak{sp}_3 & \mathfrak{so}_{14} & \mathfrak{sp}_3 \\ 1 & 3 & 1 & 4 & 1 & 4 & \dots & 1 \end{matrix} [SO(14)]$$

$[N_s=1]$ $[N_f=\frac{1}{2}]$ $[N_f=\frac{1}{2}]$

$SU(4) \times SU(4)$:

$$[SU(4)] \begin{matrix} \mathfrak{so}_{10} & \mathfrak{sp}_2 & \mathfrak{so}_{13} & \mathfrak{sp}_3 & \mathfrak{so}_{14} & \mathfrak{sp}_3 \\ 1 & 4 & 1 & 4 & 1 & 4 & \dots & 1 \end{matrix} [SO(14)]$$

$[SU(4)]$ $[N_f=\frac{1}{2}]$ $[N_f=\frac{1}{2}]$

$SU(8)$:

$$[SU(8)] \begin{matrix} \mathfrak{su}_4 & \mathfrak{so}_9 & \mathfrak{sp}_1 & \mathfrak{so}_{11} & \mathfrak{sp}_2 & \mathfrak{so}_{13} & \mathfrak{sp}_3 & \mathfrak{so}_{14} & \mathfrak{sp}_3 \\ 2 & 1 & 4 & 1 & 4 & 1 & 4 & 1 & 4 & \dots & 1 \end{matrix} [SO(14)]$$

$[N_f=\frac{1}{2}]$

E_6 :

$$[E_6] \begin{matrix} \mathfrak{su}_3 & \mathfrak{so}_9 & \mathfrak{sp}_1 & \mathfrak{so}_{11} & \mathfrak{sp}_2 & \mathfrak{so}_{13} & \mathfrak{sp}_3 & \mathfrak{so}_{14} & \mathfrak{sp}_3 \\ 1 & 3 & 1 & 4 & 1 & 4 & 1 & 4 & \dots & 1 \end{matrix} [SO(14)]$$

$[N_f=\frac{1}{2}]$

Once again, the $SO(8)$ and $SO(7)$ cases arises because the type I_1 fiber on the -2 curve reduces the flavor symmetry living on the adjacent -1 curve from $SO(9)$ to $SO(8)$ and $SO(8)$ to $SO(7)$, respectively.

7.3.3 Example: $\Gamma_{D_n} \rightarrow \mathbb{Z}_k \rightarrow E_8$

All binary dihedral groups Γ_{D_n} admit a quotient group isomorphic to \mathbb{Z}_2 . For n odd, Γ_{D_n} also admits a quotient group isomorphic to \mathbb{Z}_4 . For n even, it admits a quotient group isomorphic to $\mathbb{Z}_2 \times \mathbb{Z}_2$. Each homomorphism from one of these quotients into E_8 gives rise to a homomorphism $\Gamma_{D_n} \rightarrow E_8$. Using the classification of homomorphisms from these groups into E_8 discussed in subsection 7.2, we may easily determine the list of commutants which must be realized as flavor symmetries in the superconformal field theory. We now show these theories arise in F-theory. We begin with the \mathbb{Z}_2 case, which gives commutants $E_7 \times SU(2)$ and $SO(16)$:

$E_7 \times SU(2)$:

$$[E_7] \begin{array}{cccccccccccc} \mathfrak{su}_2 & \mathfrak{so}_7 & & \mathfrak{so}_9 & \mathfrak{sp}_1 & \mathfrak{so}_{11} & \mathfrak{sp}_2 & \mathfrak{so}_{13} & \mathfrak{sp}_3 & \mathfrak{so}_{15} & & \mathfrak{sp}_{n-4} \\ 1 & 2 & 3 & 1 & 4 & 1 & 4 & 1 & 4 & 1 & 4 & \dots & 1 \end{array} \begin{array}{c} [SU(2)] \\ [SO(2n)] \end{array}$$

$SO(16)$:

$$[SO(16)] \begin{array}{cccccccccccc} \mathfrak{sp}_2 & \mathfrak{so}_7 & & \mathfrak{so}_9 & \mathfrak{sp}_1 & \mathfrak{so}_{11} & \mathfrak{sp}_2 & \mathfrak{so}_{13} & \mathfrak{sp}_3 & \mathfrak{so}_{15} & & \mathfrak{sp}_{n-4} \\ 1 & 3 & 1 & 4 & 1 & 4 & 1 & 4 & 1 & 4 & \dots & 1 \end{array} [SO(2n)]$$

For the $m = 4$ case, corresponding to $SO(8)$, it is understood that all of the -4 curves should have \mathfrak{so}_8 gauge algebra and all of the -1 curves adjacent to these -4 curves should be empty.

For n odd, we also have homomorphisms $\Gamma_{D_n} \rightarrow \mathbb{Z}_4 \rightarrow E_8$. This introduces commutants E_7 , $E_6 \times SU(2)$, $SU(8)$, $SO(10) \times SU(4)$, $SU(8) \times SU(2)$, and $SU(12) \times SU(2)$. These are realized in F-theory as follows:

E_7 :

$$[E_7] \begin{array}{cccccccccccc} \mathfrak{su}_2 & \mathfrak{g}_2 & & \mathfrak{so}_9 & \mathfrak{sp}_1 & \mathfrak{so}_{11} & \mathfrak{sp}_2 & \mathfrak{so}_{13} & \mathfrak{sp}_3 & \mathfrak{so}_{15} & & \mathfrak{sp}_{n-4} \\ 1 & 2 & 3 & 1 & 4 & 1 & 4 & 1 & 4 & 1 & 4 & \dots & 1 \end{array} [SO(2n)]$$

$E_6 \times SU(2)$:

$$[E_6] \begin{array}{cccccccccccc} \mathfrak{su}_3 & \mathfrak{so}_{10} & \mathfrak{sp}_2 & \mathfrak{so}_{14} & & \mathfrak{so}_{2n-4} & \mathfrak{sp}_{n-5} & & \mathfrak{so}_{2n} & \mathfrak{sp}_{n-4} & & \mathfrak{sp}_{n-4} \\ 1 & 3 & 1 & 4 & 1 & 4 & \dots & 4 & 1 & 4 & 1 & \dots & 1 \end{array} \begin{array}{c} [SU(2)] \\ [SO(2n)] \end{array}$$

$SU(8)$:

$$[SU(8)] \begin{array}{ccccccc} \mathfrak{su}_n & \mathfrak{sp}_{n-4} & \mathfrak{so}_{2n} & \mathfrak{sp}_{n-4} & & \mathfrak{sp}_{n-4} \\ 2 & 1 & 4 & 1 & \dots & 1 \end{array} [SO(2n)]$$

$SO(10) \times SU(4)$:

$$[SO(10)] \begin{array}{ccccccc} \mathfrak{sp}_{\lceil \frac{n-4}{2} \rceil} & \mathfrak{so}_{2n} & \mathfrak{sp}_{n-4} & & \mathfrak{sp}_{n-4} \\ 1 & 4 & 1 & \dots & 1 \end{array} [SO(2n)]$$

$$\begin{array}{c} \mathfrak{sp}_{\lfloor \frac{n-4}{2} \rfloor} \\ 1 \\ [SU(4)] \end{array}$$

$SU(8) \times SU(2)$:

$$[SU(8)] \begin{array}{cccccccccccc} \mathfrak{su}_4 & \mathfrak{so}_{10} & \mathfrak{sp}_2 & \mathfrak{so}_{14} & & \mathfrak{so}_{2n-4} & \mathfrak{sp}_{n-5} & & \mathfrak{so}_{2n} & \mathfrak{sp}_{n-4} & & \mathfrak{sp}_{n-4} \\ 2 & 1 & 4 & 1 & 4 & \dots & 4 & 1 & 4 & 1 & \dots & 1 \end{array} \begin{array}{c} [SU(2)] \\ [SO(2n)] \end{array}$$

$SO(12) \times SU(2)$:

$$[SO(12)] \begin{array}{cccccccccccc} \mathfrak{sp}_1 & \mathfrak{so}_7 & & \mathfrak{so}_9 & \mathfrak{sp}_1 & \mathfrak{so}_{11} & \mathfrak{sp}_2 & \mathfrak{so}_{13} & \mathfrak{sp}_3 & \mathfrak{so}_{15} & & \mathfrak{sp}_{n-4} \\ 1 & 3 & 1 & 4 & 1 & 4 & 1 & 4 & 1 & 4 & \dots & 1 \end{array} \begin{array}{c} [SU(2)] \\ [SO(2n)] \end{array}$$

For n even, there are homomorphisms $\Gamma_{D_n} \rightarrow \mathbb{Z}_2 \times \mathbb{Z}_2 \rightarrow E_8$. This introduces commutants $SU(8)$, $SO(8) \times SO(8)$, E_6 , and $SO(12) \times SU(2) \times SU(2)$ (as shown in lemma 3.7 of [66]).

These may be realized in F-theory as follows:

$SU(8)$:

$$[SU(8)] \begin{matrix} \mathfrak{su}_n & \mathfrak{sp}_{n-4} & \mathfrak{so}_{2n} & \mathfrak{sp}_{n-4} & \mathfrak{sp}_{n-4} \\ 2 & 1 & 4 & 1 & \dots & 1 \end{matrix} [SO(2n)]$$

$SO(8) \times SO(8)$:

$$[SO(8)] \begin{matrix} \mathfrak{sp}_{\frac{n-4}{2}} & \mathfrak{so}_{2n} & \mathfrak{sp}_{n-4} & \mathfrak{sp}_{n-4} \\ 1 & 4 & 1 & \dots & 1 \end{matrix} [SO(2n)]$$

$$\begin{matrix} \mathfrak{sp}_{\frac{n-4}{2}} \\ 1 \\ [SO(8)] \end{matrix}$$

E_6 :

$$[E_6] \begin{matrix} \mathfrak{su}_3 & \mathfrak{so}_9 & \mathfrak{sp}_1 & \mathfrak{so}_{11} & \mathfrak{sp}_2 & \mathfrak{so}_{13} & \mathfrak{sp}_3 & \mathfrak{so}_{14} & \mathfrak{sp}_{n-4} \\ 1 & 3 & 1 & 4 & 1 & 4 & 1 & 4 & \dots & 1 \end{matrix} [SO(2n)]$$

$SO(12) \times SU(2) \times SU(2)$:

$$[SO(12)] \begin{matrix} \mathfrak{sp}_1 & \mathfrak{so}_8 & \mathfrak{sp}_1 & \mathfrak{so}_{12} & \mathfrak{sp}_3 & \mathfrak{so}_{16} & \mathfrak{so}_{2n-4} & \mathfrak{sp}_{n-5} & \mathfrak{so}_{2n} & \mathfrak{sp}_{n-4} & \mathfrak{sp}_{n-4} \\ 1 & 3 & 1 & 4 & 1 & 4 & \dots & 4 & 1 & 4 & 1 & \dots & 1 \end{matrix} [SO(2n)]$$

$$\begin{matrix} [SU(2)] \\ [SU(2)] \end{matrix}$$

In this latest case for $n = 4$, all of the -4 curves carry \mathfrak{so}_8 gauge algebra, all of the adjacent -1 curves carry no gauge algebra, and there is an $SU(2) \times SU(2)$ flavor symmetry living on the -3 curve.

7.4 The E-Series Subgroups of $SU(2)$

In this subsection we consider the E-series of discrete subgroups $\Gamma_{E_N} \subset SU(2)$ for $N = 6, 7, 8$, which respectively refer to the binary tetrahedral (order 24), binary octahedral (order 48), and binary icosahedral (order 120) finite groups. We shall confine our analysis to the case of Γ_{E_8} , the most non-trivial case. Once again, we ignore global $U(1)$ factors, which are expected to be absent in the low energy effective field theory.

7.4.1 Example: Γ_{E_8}

We now turn to the case of homomorphisms $\Gamma_{E_8} \rightarrow E_8$ which are embeddings. The resulting commutant subgroups have been obtained in [25]. Our aim will be to show that each case has a match to an F-theory compactification. In many cases, there is more than one F-theory compactification which could be associated to a single homomorphism (we do not display these extra geometries for the sake of brevity). This indicates the presence of non-trivial dualities between the various theories. Here is the list of theories for this case:

$SU(3) \times SU(2)$:

$$[SU(2)] \begin{matrix} \mathfrak{su}_1 & \mathfrak{e}_6 & \mathfrak{su}_3 & \mathfrak{f}_4 & \mathfrak{g}_2 & \mathfrak{su}_2 & \mathfrak{e}_8 \\ 2 & 1 & 3 & 1 & 3 & 2 & 2 & 1 & (12) & \dots & [E_8] \end{matrix}$$

$$\begin{matrix} [SU(3)] \end{matrix}$$

$SU(3) \times SU(2)$:

$$[SU(3)] \begin{array}{c} \mathfrak{su}_2 \quad \mathfrak{su}_1 \\ 2 \quad 2 \end{array} \begin{array}{c} \mathfrak{e}_7 \\ 1 \end{array} \begin{array}{c} \mathfrak{su}_2 \quad \mathfrak{g}_2 \\ 2 \quad 3 \end{array} \begin{array}{c} \mathfrak{f}_4 \\ 1 \end{array} \begin{array}{c} \mathfrak{g}_2 \quad \mathfrak{su}_2 \\ 3 \quad 2 \end{array} \begin{array}{c} \mathfrak{e}_8 \\ 2 \end{array} 1 (12) \dots [E_8]$$

$SU(2) \times SU(2)$:

$$[SU(2)] \begin{array}{c} \mathfrak{so}_9 \\ 4 \end{array} 1 \begin{array}{c} \mathfrak{g}_2 \\ 3 \end{array} \begin{array}{c} \mathfrak{f}_4 \\ 1 \end{array} \begin{array}{c} \mathfrak{g}_2 \quad \mathfrak{su}_2 \\ 3 \quad 2 \end{array} \begin{array}{c} \mathfrak{e}_8 \\ 2 \end{array} 1 (12) \dots [E_8]$$

$SU(2) \times SU(2)$:

$$[SU(2)] \begin{array}{c} \mathfrak{su}_1 \\ 2 \end{array} 1 \begin{array}{c} 2 \\ 1 \\ \mathfrak{e}_8 \\ 1 \\ \mathfrak{su}_1 \\ 2 \end{array} (12) \dots [E_8]$$

$SU(3)$:

$$[SU(3)] 1 \begin{array}{c} \mathfrak{e}_6 \\ 6 \end{array} 1 \begin{array}{c} \mathfrak{su}_2 \quad \mathfrak{g}_2 \\ 2 \quad 3 \end{array} \begin{array}{c} \mathfrak{f}_4 \\ 1 \end{array} \begin{array}{c} \mathfrak{g}_2 \quad \mathfrak{su}_2 \\ 3 \quad 2 \end{array} \begin{array}{c} \mathfrak{e}_8 \\ 2 \end{array} 1 (12) \dots [E_8]$$

$SU(2) \times SU(2) \times SU(2)$:

$$[SU(2) \times SU(2) \times SU(2)] \begin{array}{c} \mathfrak{so}_8 \\ 3 \end{array} 1 \begin{array}{c} \mathfrak{g}_2 \quad \mathfrak{su}_2 \\ 3 \quad 2 \end{array} \begin{array}{c} \mathfrak{e}_8 \\ 2 \end{array} 1 (11) \dots [E_8]$$

$SU(2) \times SU(2) \times SU(2)$:

$$[SU(2) \times SU(2) \times SU(2)] \begin{array}{c} \mathfrak{so}_8 \\ 3 \end{array} 1 \begin{array}{c} \mathfrak{so}_8 \\ 4 \end{array} 1 \begin{array}{c} \mathfrak{g}_2 \quad \mathfrak{su}_2 \\ 3 \quad 2 \end{array} \begin{array}{c} \mathfrak{e}_8 \\ 2 \end{array} 1 (12) \dots [E_8]$$

$SU(2)$:

$$[SU(2)] \begin{array}{c} \mathfrak{so}_9 \\ 4 \end{array} 1 \begin{array}{c} \mathfrak{su}_3 \\ 3 \end{array} 1 \begin{array}{c} \mathfrak{f}_4 \\ 5 \end{array} 1 \begin{array}{c} \mathfrak{g}_2 \quad \mathfrak{su}_2 \\ 3 \quad 2 \end{array} \begin{array}{c} \mathfrak{e}_8 \\ 2 \end{array} 1 (12) \dots [E_8]$$

$SU(2)$:

$$[SU(2)] \begin{array}{c} \mathfrak{so}_7 \quad \mathfrak{su}_2 \\ 3 \quad 2 \end{array} 1 \begin{array}{c} \mathfrak{f}_4 \\ 5 \end{array} 1 \begin{array}{c} \mathfrak{g}_2 \quad \mathfrak{su}_2 \\ 3 \quad 2 \end{array} \begin{array}{c} \mathfrak{e}_8 \\ 2 \end{array} 1 (12) \dots [E_8]$$

$SU(2) \times SU(2)$:

$$\begin{array}{c} II \\ 2 \end{array} \begin{array}{c} \mathfrak{su}_2 \\ 2 \end{array} \begin{array}{c} \mathfrak{su}_2 \\ 2 \end{array} \begin{array}{c} II \\ 2 \end{array} 1 \begin{array}{c} \mathfrak{e}_8 \\ 1 \end{array} (11) \dots [E_8]$$

$SU(2)$:

$$\begin{array}{c} \mathfrak{so}_8 \\ 4 \end{array} 1 \begin{array}{c} \mathfrak{g}_2 \\ 3 \end{array} \begin{array}{c} \mathfrak{f}_4 \\ 1 \end{array} \begin{array}{c} \mathfrak{g}_2 \quad \mathfrak{su}_2 \\ 3 \quad 2 \end{array} \begin{array}{c} \mathfrak{e}_8 \\ 2 \end{array} 1 (12) \dots [E_8]$$

$$\begin{array}{cccccccccccc}
f_4 & & g_2 & & f_4 & g_2 & su_2 & & e_8 & & & \\
4 & 1 & 3 & 1 & 5 & 1 & 3 & 2 & 2 & 1 & (12) & \dots [E_8] \\
[N_f=1] & & [SU(2)] & & & & & & & & &
\end{array}$$

$$[SU(2)] \begin{matrix} & e_7 \\ 1 & 7 \\ & [N_f = \frac{1}{2}] \end{matrix} \quad 1 \quad 2 \quad \overset{\text{su}_2}{2} \quad \overset{g_2}{3} \quad 1 \quad \overset{f_4}{5} \quad 1 \quad \overset{g_2}{3} \quad \overset{\text{su}_2}{2} \quad 2 \quad 1 \quad (12) \dots [E_8]$$

$$[SU(2)] \overset{\mathfrak{g}_2}{3} \overset{1}{1} \overset{\mathfrak{so}_9}{4} \underset{[SU(2)]}{1} \overset{\mathfrak{g}_2}{3} \overset{\mathfrak{su}_2}{2} \overset{2}{2} \overset{1}{1} \overset{\mathfrak{e}_8}{(12)} \dots [E_8]$$

$$\begin{array}{ccccccc} \mathfrak{su}_3 & & \mathfrak{g}_2 & \mathfrak{su}_2 & \mathfrak{e}_8 & & \\ 3 & 1 & 3 & 2 & 2 & 1 & (11) \dots [E_8] \\ & [SU(2)] & & & & & \end{array}$$

$$[SU(2)] \overset{\mathfrak{g}_2}{3} \overset{1}{1} \overset{\mathfrak{g}_2}{3} \overset{\mathfrak{su}_2}{2} \overset{2}{2} \overset{1}{1} \overset{\mathfrak{e}_8}{(11)} \dots [E_8]$$

$$[SU(2)] \overset{\mathfrak{so}_7}{3} \overset{\mathfrak{sp}_1}{1} \overset{\mathfrak{so}_9}{4} \overset{1}{1} \overset{\mathfrak{g}_2}{3} \overset{\mathfrak{su}_2}{2} \overset{2}{2} \overset{1}{1} \overset{\mathfrak{e}_8}{(12)} \dots [E_8]$$

$$[G_2] \begin{smallmatrix} f_4 \\ 1 \end{smallmatrix} \begin{smallmatrix} 5 \\ 1 \end{smallmatrix} \begin{smallmatrix} g_2 \\ 3 \end{smallmatrix} \begin{smallmatrix} f_4 \\ 1 \end{smallmatrix} \begin{smallmatrix} 5 \\ 1 \end{smallmatrix} \begin{smallmatrix} g_2 \\ 3 \end{smallmatrix} \begin{smallmatrix} su_2 \\ 2 \end{smallmatrix} \begin{smallmatrix} 2 \\ 1 \end{smallmatrix} (12) \dots [E_8]$$

$$[SU(2)] \begin{array}{c} [SU(2)] \\ 1 \\ e_7 \\ 8 \\ 1 \\ [SU(2)] \end{array} 1 \overset{\text{su}_2}{2} \overset{\text{g}_2}{3} 1 \overset{f_4}{5} 1 \overset{\text{g}_2}{3} \overset{\text{su}_2}{2} 2 1 (\overset{e_8}{12}) ... [E_8]$$

$$[SU(3)] \begin{smallmatrix} \mathfrak{su}_3 & \mathfrak{su}_3 & \mathfrak{su}_3 & \mathfrak{su}_2 & \mathfrak{su}_1 \\ 2 & 2 & 2 & 2 & 2 & 1 & \dots \end{smallmatrix} [E_8]$$

[illegible]

$$2 \ 2 \ 1 \ 8 \ 1 \ 2 \ 3 \ 1 \ 5 \ 1 \ 3 \ 2 \ 2 \ 1 \ (12) \dots [E_8]$$

$SU(2) \times SU(2):$

[illegible]

 $SU(2) \times SU(2):$

$$[SU(2)] \begin{array}{cccccccccccccccc} & \mathfrak{e}_7 & & & \mathfrak{su}_2 & \mathfrak{g}_2 & & \mathfrak{f}_4 & & \mathfrak{g}_2 & \mathfrak{su}_2 & & \mathfrak{e}_8 \\ 1 & 8 & 1 & 2 & 2 & 3 & 1 & 5 & 1 & 3 & 2 & 2 & 1 & (12) \dots [E_8] \\ & 1 & & & & & & & & & & & & \\ & [SU(2)] & & & & & & & & & & & & \end{array}$$

 $SU(2):$

$$[SU(2)] \begin{array}{ccccccc} & \epsilon_7 & & s_{u_2} & g_2 & f_4 & g_2 & s_{u_2} & \epsilon_8 \\ 1 & 6 & 1 & 2 & 3 & 1 & 5 & 1 & 3 & 2 & 2 & 1 & (12) & \dots [E_8] \\ & [N_f=1] & & & & & & & & & & & & \end{array}$$

 $G_2 \times SU(2):$

$$[G_2]1 \overset{\mathfrak{f}_4}{5} 1 \underset{[SU(2)]}{\overset{\mathfrak{g}_2}{3}} 1 \overset{\mathfrak{f}_4}{5} 1 \overset{\mathfrak{g}_2}{3} \overset{su_2}{2} 2 1 (\overset{\mathfrak{e}_8}{12}) \dots [E_8]$$

 $G_2 \times SU(2):$

$$[SU(2)] \overset{\mathfrak{g}_2}{3} \overset{\mathfrak{f}_4}{1} \overset{5}{5} \overset{1}{1} \overset{\mathfrak{g}_2}{3} \overset{5u_2}{2} \overset{2}{2} \overset{1}{1} (12) \dots [E_8]$$

 $F_4 \times SU(2):$

$$[F_4] \begin{matrix} & \mathfrak{g}_2 & & \mathfrak{f}_4 & \mathfrak{g}_2 & \mathfrak{su}_2 & & \mathfrak{e}_8 \\ 1 & 3 & 1 & 5 & 1 & 3 & 2 & 2 & 1 \end{matrix} (12) \dots [E_8]$$

 $SU(2) \times SU(2) \times SU(2):$

$$[SU(2) \times SU(2)] \overset{\mathfrak{so}_8}{3} \underset{[SU(2)]}{1} \overset{\mathfrak{sp}_1}{4} \overset{\mathfrak{so}_9}{1} \overset{\mathfrak{g}_2}{3} \overset{\mathfrak{su}_2}{2} \overset{\mathfrak{e}_8}{2} \overset{\mathfrak{e}_8}{1} (12) \dots [E_8]$$

 $SU(3):$

$$\begin{array}{ccccccc} \mathfrak{su}_2 & \mathfrak{su}_4 & \mathfrak{su}_3 & \mathfrak{su}_2 & \mathfrak{su}_1 & & \\ 2 & 2 & 2 & 2 & 2 & 1 & \dots [E_8] \\ & [SU(3)] & & & & & \end{array}$$

 $SU(6):$

$$[SU(6)] \overset{\mathfrak{su}_3}{2} \overset{\mathfrak{e}_6}{1} \overset{\mathfrak{su}_3}{6} \overset{\mathfrak{f}_4}{1} \overset{\mathfrak{g}_2}{3} \overset{\mathfrak{su}_2}{2} \overset{\mathfrak{e}_8}{2} \overset{\mathfrak{e}_8}{1} (12) \dots [E_8]$$

 $SU(6):$

$$[SU(6)] \overset{\mathfrak{su}_4}{2} \overset{\mathfrak{su}_2}{2} 1 \overset{\mathfrak{e}_7}{8} 1 \overset{\mathfrak{su}_2}{2} \overset{\mathfrak{g}_2}{3} 1 \overset{\mathfrak{f}_4}{5} 1 \overset{\mathfrak{g}_2}{3} \overset{\mathfrak{su}_2}{2} 2 1 \overset{\mathfrak{e}_8}{(12)} \dots [E_8]$$

 $Sp(4):$

$$[Sp(4)] \overset{\mathfrak{g}_2}{2} \overset{\mathfrak{f}_4}{1} \overset{\mathfrak{g}_2}{5} \overset{\mathfrak{su}_2}{1} \overset{\mathfrak{e}_8}{3} \overset{\mathfrak{e}_8}{2} \overset{\mathfrak{e}_8}{2} \overset{\mathfrak{e}_8}{1} (11) \dots [E_8]$$

E_7 :

$$[E_7] \begin{matrix} & \mathfrak{su}_2 & \mathfrak{g}_2 & & \mathfrak{f}_4 & & \mathfrak{g}_2 & \mathfrak{su}_2 & & \mathfrak{e}_8 \\ 1 & 2 & 3 & 1 & 5 & 1 & 3 & 2 & 2 & 1 \end{matrix} (11) \dots [E_8]$$

\emptyset :

$$\begin{matrix} \mathfrak{so}_8 & & \mathfrak{su}_3 & & \mathfrak{f}_4 & & \mathfrak{g}_2 & \mathfrak{su}_2 & & \mathfrak{e}_8 \\ 4 & 1 & 3 & 1 & 5 & 1 & 3 & 2 & 2 & 1 \end{matrix} (12) \dots [E_8]$$

\emptyset :

$$\begin{matrix} \mathfrak{g}_2 & \mathfrak{su}_2 & & \mathfrak{f}_4 & & \mathfrak{g}_2 & \mathfrak{su}_2 & & \mathfrak{e}_8 \\ 3 & 2 & 1 & 5 & 1 & 3 & 2 & 2 & 1 \end{matrix} (12) \dots [E_8]$$

$SO(7) \times SU(2)$:

$$[SO(7)] \begin{matrix} & \mathfrak{so}_9 & & & & & \mathfrak{g}_2 & \mathfrak{su}_2 & & \mathfrak{e}_8 \\ 1 & 4 & 1 & 3 & 2 & 2 & 1 & (11) & \dots & [E_8] \\ & [SU(2)] & & & & & & & & \end{matrix}$$

$SU(4)$:

$$[SU(4)] \begin{matrix} \mathfrak{su}_4 & \mathfrak{su}_4 & \mathfrak{su}_3 & \mathfrak{su}_2 & \mathfrak{su}_1 & & \mathfrak{e}_8 \\ 2 & 2 & 2 & 2 & 2 & 1 & (12) & \dots & [E_8] \end{matrix}$$

$SU(4)$:

$$[SU(4)] \begin{matrix} \mathfrak{su}_3 & \mathfrak{su}_2 & \mathfrak{su}_1 & & \mathfrak{e}_8 \\ 2 & 2 & 2 & 1 & (10) & \dots & [E_8] \end{matrix}$$

$SO(12)$:

$$[SO(12)] \begin{matrix} \mathfrak{sp}_1 & \mathfrak{g}_2 & & \mathfrak{f}_4 & & \mathfrak{g}_2 & \mathfrak{su}_2 & & \mathfrak{e}_8 \\ 1 & 3 & 1 & 5 & 1 & 3 & 2 & 2 & 1 \end{matrix} (10) \dots [E_8]$$

$SO(11)$:

$$[SO(11)] \begin{matrix} \mathfrak{sp}_1 & \mathfrak{so}_9 & & & & & \mathfrak{g}_2 & \mathfrak{su}_2 & & \mathfrak{e}_8 \\ 1 & 4 & 1 & 3 & 2 & 2 & 1 & (11) & \dots & [E_8] \end{matrix}$$

$SO(13)$:

$$[SO(13)] \begin{matrix} \mathfrak{sp}_2 & \mathfrak{so}_{11} & \mathfrak{sp}_1 & \mathfrak{so}_9 & & & \mathfrak{g}_2 & \mathfrak{su}_2 & & \mathfrak{e}_8 \\ 1 & 4 & 1 & 4 & 1 & 3 & 2 & 2 & 1 & (11) & \dots & [E_8] \end{matrix}$$

$SU(2) \times SU(2)$:

$$[SU(2) \times SU(2)] \begin{matrix} \mathfrak{so}_9 & \mathfrak{sp}_1 & \mathfrak{so}_9 & & \mathfrak{g}_2 & \mathfrak{su}_2 & & \mathfrak{e}_8 \\ 3 & 1 & 4 & 1 & 3 & 2 & 2 & 1 \end{matrix} (12) \dots [E_8]$$

$SU(2) \times SU(2)$:

$$[SU(2)] \begin{matrix} \mathfrak{su}_3 & \mathfrak{su}_4 & \mathfrak{su}_3 & \mathfrak{su}_2 & \mathfrak{su}_1 & & \mathfrak{e}_8 \\ 2 & 2 & 2 & 2 & 2 & 1 & (12) & \dots & [E_8] \\ & [SU(2)] & & & & & & & \end{matrix}$$

$SU(2) \times SU(2)$:

$$\begin{matrix} \mathfrak{su}_2 & & \mathfrak{so}_8 & & & & \mathfrak{g}_2 & \mathfrak{su}_2 & & \mathfrak{e}_8 \\ 2 & 3 & 1 & 3 & 2 & 2 & 1 & (12) & \dots & [E_8] \\ & [SU(2) \times SU(2)] & & & & & & & & \end{matrix}$$

$SU(2)$:

$$\begin{matrix} \mathfrak{su}_2 & \mathfrak{so}_7 & & \mathfrak{g}_2 & \mathfrak{su}_2 & & \mathfrak{e}_8 \\ 2 & 3 & 1 & 3 & 2 & 2 & 1 & (12) & \dots & [E_8] \\ & [SU(2)] & & & & & & & & \end{matrix}$$

$SU(2)$:

$$\begin{array}{ccccccc} \mathfrak{su}_2 & \mathfrak{su}_3 & \mathfrak{su}_2 & \mathfrak{su}_1 & 1 & \mathfrak{e}_8 & \\ 2 & 2 & 2 & 2 & 1 & (11) & \dots[E_8] \\ & [SU(2)] & & & & & \end{array}$$

$SU(2)$:

$$[SU(2)] \begin{array}{ccccccc} \mathfrak{su}_2 & \mathfrak{su}_2 & \mathfrak{su}_1 & 1 & \mathfrak{e}_8 & & \\ 2 & 2 & 2 & 1 & (10) & \dots[E_8] & \\ & [N_f=1] & & & & & \end{array}$$

$SO(5) \times SO(5)$:

$$[SO(5)] \begin{array}{cccccccc} \mathfrak{so}_{11} & \mathfrak{sp}_1 & \mathfrak{so}_9 & \mathfrak{g}_2 & \mathfrak{su}_2 & & \mathfrak{e}_8 & \\ 1 & 4 & 1 & 4 & 1 & 3 & 2 & 1 & (12) & \dots[E_8] \\ & [SO(5)] & & & & & & & & \end{array}$$

$SO(5)$:

$$[SO(5)] \begin{array}{cccccccc} \mathfrak{so}_7 & \mathfrak{so}_8 & \mathfrak{g}_2 & \mathfrak{su}_2 & & \mathfrak{e}_8 & & \\ 3 & 1 & 4 & 1 & 3 & 2 & 2 & 1 & (12) & \dots[E_8] \end{array}$$

$SO(5)$:

$$[SO(5)] \begin{array}{cccccccc} \mathfrak{so}_{10} & \mathfrak{sp}_1 & \mathfrak{so}_9 & \mathfrak{g}_2 & \mathfrak{su}_2 & & \mathfrak{e}_8 & \\ 3 & 1 & 4 & 1 & 3 & 2 & 2 & 1 & (12) & \dots[E_8] \\ & [N_s=1] & [N_f=\frac{1}{2}] & & & & & & & \end{array}$$

$SO(5)$:

$$[SO(5)] \begin{array}{cccccccc} \mathfrak{so}_7 & \mathfrak{g}_2 & \mathfrak{su}_2 & & \mathfrak{e}_8 & & & \\ 3 & 1 & 3 & 2 & 2 & 1 & (12) & \dots[E_8] \end{array}$$

$SO(5)$:

$$\begin{array}{ccccccc} \mathfrak{su}_2 & \mathfrak{g}_2 & \mathfrak{su}_2 & 2 & 1 & \mathfrak{e}_8 & \\ 2 & 2 & 2 & 2 & 1 & (11) & \dots[E_8] \\ & [SO(5)] & & & & & \end{array}$$

$SO(5)$:

$$[SO(5)] \begin{array}{cccccccc} \mathfrak{so}_{10} & \mathfrak{su}_3 & \mathfrak{f}_4 & \mathfrak{g}_2 & \mathfrak{su}_2 & & \mathfrak{e}_8 & \\ 4 & 1 & 3 & 1 & 5 & 1 & 3 & 2 & 2 & 1 & (12) & \dots[E_8] \end{array}$$

$SO(5) \times SU(2)$:

$$[SO(5) \times SU(2)] \begin{array}{ccccccc} \mathfrak{so}_9 & \mathfrak{g}_2 & \mathfrak{su}_2 & & \mathfrak{e}_8 & & \\ 3 & 1 & 3 & 2 & 2 & 1 & (11) & \dots[E_8] \end{array}$$

$SO(9) \times SU(2)$:

$$[SO(9)] \begin{array}{cccccccc} \mathfrak{sp}_1 & \mathfrak{so}_{11} & \mathfrak{sp}_1 & \mathfrak{so}_9 & \mathfrak{g}_2 & \mathfrak{su}_2 & & \mathfrak{e}_8 \\ 1 & 4 & 1 & 4 & 1 & 3 & 2 & 2 & 1 & (12) & \dots[E_8] \\ & [SU(2)] & & & & & & & & & \end{array}$$

The only non-trivial normal subgroup of Γ_{E_8} is isomorphic to \mathbb{Z}_2 , which means that the only (non-trivial) homomorphisms $\Gamma_{E_8} \rightarrow E_8$ are characterized by embeddings of the order 60 subgroup of $\Gamma_{E_8} \simeq \mathfrak{A}_5$ into E_8 . Such homomorphisms have also been characterized by [25]. We now show how one may realize these homomorphisms as F-theory geometries:

G_2 :

$$[G_2] \begin{array}{cccccccc} \mathfrak{f}_4 & \mathfrak{su}_3 & \mathfrak{f}_4 & \mathfrak{g}_2 & \mathfrak{su}_2 & & \mathfrak{e}_8 & \\ 1 & 5 & 1 & 3 & 1 & 5 & 1 & 3 & 2 & 2 & 1 & (12) & \dots[E_8] \end{array}$$

$SO(8)$:

$$[SO(8)] \overset{\mathfrak{so}_8}{1} \overset{4}{4} \overset{\mathfrak{g}_2}{1} \overset{\mathfrak{su}_2}{3} \overset{2}{2} \overset{2}{2} \overset{1}{1} \overset{\mathfrak{e}_8}{(11)} \dots [E_8]$$

$SO(7)$:

$$[SO(7)] \overset{\mathfrak{so}_9}{1} \overset{4}{4} \overset{\mathfrak{sp}_1}{1} \overset{\mathfrak{so}_9}{4} \overset{\mathfrak{g}_2}{1} \overset{\mathfrak{su}_2}{3} \overset{2}{2} \overset{2}{2} \overset{1}{1} \overset{\mathfrak{e}_8}{(12)} \dots [E_8]$$

$[N_f=1]$

$SU(5)$:

$$[SU(5)] \overset{\mathfrak{su}_4}{2} \overset{\mathfrak{su}_3}{2} \overset{\mathfrak{su}_2}{2} \overset{\mathfrak{su}_1}{2} \overset{1}{1} \overset{\mathfrak{e}_8}{(11)} \dots [E_8]$$

F_4 :

$$[F_4] \overset{\mathfrak{g}_2}{1} \overset{\mathfrak{su}_2}{3} \overset{2}{2} \overset{2}{2} \overset{1}{1} \overset{\mathfrak{e}_8}{(10)} \dots [E_8]$$

$SO(10)$:

$$[SO(10)] \overset{\mathfrak{sp}_1}{1} \overset{\mathfrak{so}_{10}}{4} \overset{\mathfrak{sp}_1}{1} \overset{\mathfrak{so}_9}{4} \overset{\mathfrak{g}_2}{1} \overset{\mathfrak{su}_2}{3} \overset{2}{2} \overset{2}{2} \overset{1}{1} \overset{\mathfrak{e}_8}{(12)} \dots [E_8]$$

E_6 :

$$[E_6] \overset{\mathfrak{su}_3}{1} \overset{3}{3} \overset{1}{1} \overset{\mathfrak{f}_4}{5} \overset{1}{1} \overset{\mathfrak{g}_2}{3} \overset{\mathfrak{su}_2}{2} \overset{2}{2} \overset{1}{1} \overset{\mathfrak{e}_8}{(12)} \dots [E_8]$$

$SU(3)$:

$$[SU(3)] \overset{\mathfrak{su}_3}{2} \overset{\mathfrak{su}_3}{2} \overset{\mathfrak{su}_2}{2} \overset{\mathfrak{su}_1}{2} \overset{1}{1} \overset{\mathfrak{e}_8}{(12)} \dots [E_8]$$

\emptyset :

$$\overset{\mathfrak{su}_2}{2} \overset{\mathfrak{su}_3}{2} \overset{\mathfrak{su}_2}{2} \overset{\mathfrak{su}_1}{2} \overset{1}{1} \overset{\mathfrak{e}_8}{(12)} \dots [E_8]$$

\emptyset :

$$\overset{\mathfrak{su}_3}{3} \overset{1}{1} \overset{\mathfrak{so}_8}{4} \overset{1}{1} \overset{\mathfrak{g}_2}{3} \overset{\mathfrak{su}_2}{2} \overset{2}{2} \overset{1}{1} \overset{\mathfrak{e}_8}{(12)} \dots [E_8]$$

$SU(2) \times SU(2)$:

$$\overset{\mathfrak{g}_2}{3} \overset{\mathfrak{sp}_1}{1} \overset{\mathfrak{so}_9}{4} \overset{\mathfrak{g}_2}{1} \overset{\mathfrak{su}_2}{3} \overset{2}{2} \overset{2}{2} \overset{1}{1} \overset{\mathfrak{e}_8}{(12)} \dots [E_8]$$

$[SU(2) \times SU(2)]$

$SU(2)$:

$$[SU(2)] \overset{\mathfrak{su}_1}{2} \overset{1}{1} \overset{\mathfrak{e}_8}{(8)} \dots [E_8]$$

$SU(2)$:

$$[SU(2)] \overset{\mathfrak{so}_{10}}{4} \overset{\mathfrak{sp}_1}{1} \overset{\mathfrak{g}_2}{3} \overset{1}{1} \overset{\mathfrak{f}_4}{5} \overset{1}{1} \overset{\mathfrak{g}_2}{3} \overset{\mathfrak{su}_2}{2} \overset{2}{2} \overset{1}{1} \overset{\mathfrak{e}_8}{(12)} \dots [E_8]$$

$SU(2) \times SU(2) \times SU(2)$:

$$\begin{array}{c}
[SU(2)] \\
\mathfrak{su}_1 \\
2 \\
1 \\
\mathfrak{e}_8 \\
[SU(2)] \quad \mathfrak{su}_1 \quad 2 \quad 1 \quad (12) \quad \dots [E_8] \\
1 \\
\mathfrak{su}_1 \\
2 \\
[SU(2)]
\end{array}$$

$G_2 \times G_2$:

$$\begin{array}{c}
[G_2] \quad 1 \quad \mathfrak{f}_4 \quad 1 \quad 3 \quad \mathfrak{g}_2 \quad \mathfrak{su}_2 \quad 2 \quad 1 \quad (12) \quad \dots [E_8] \\
1 \\
[G_2]
\end{array}$$

$SU(3) \times SU(3)$:

$$\begin{array}{c}
[SU(3)] \quad 1 \quad \mathfrak{e}_6 \quad 1 \quad 3 \quad 1 \quad \mathfrak{f}_4 \quad \mathfrak{g}_2 \quad \mathfrak{su}_2 \quad 2 \quad 1 \quad (12) \quad \dots [E_8] \\
1 \\
[SU(3)]
\end{array}$$

7.5 The Reverse Correspondence

It is remarkable that we have found an F-theory realization for all of the breaking patterns expected on the heterotic side. It is natural to ask, however, whether the F-theory small instanton theories can generate any SCFTs with a flavor symmetry which cannot be realized by a choice of breaking pattern controlled by a discrete group homomorphism. Up to some minor discrepancies with the list obtained in reference [25], we find that the match is onto but not one-to-one. The presence of multiple F-theory models with the same flavor symmetry on the heterotic side is accounted for by identifying all theories which can be connected by RG flows. Said differently, for each RG flow along which we preserve the same flavor symmetry, we expect to get a single embedding on the heterotic side. Detailed examples of such flows are given in reference [53].

In comparing with the breaking patterns obtained in reference [25], we have found that in some cases where the algebra B_3 (i.e. $SO(7)$) has been indicated, the F-theory realization instead indicates that the algebra C_3 (i.e. $Sp(3)$) should instead appear. More precisely, we have found exactly three instances of $Sp(3)$ flavor symmetry, two of $Sp(3) \times SU(2)$, one of $SO(7)$, and one of $SO(7) \times SU(2)$. The lists of [25], on the other hand, contain no instances of either $Sp(3)$ or $Sp(3) \times SU(2)$, four instances of $SO(7)$, and three of $SO(7) \times SU(2)$. We suspect that there may be slight typos in this list and that three of the instances of B_3 should actually be C_3 , while two of the instances of B_3A_1 should be C_3A_1 .¹⁶ It would be most instructive to verify that there is indeed a typo in the list of [25]. For completeness, here is the list of theories where an $Sp(3)$ flavor symmetry algebra appears:

¹⁶We are grateful to D.D. Frey for discussions on this point.

$Sp(3)$:

$$[Sp(3)] \overset{\mathfrak{so}_{11}}{3} \overset{\mathfrak{sp}_1}{1} \overset{\mathfrak{so}_9}{4} \overset{\mathfrak{g}_2}{1} \overset{\mathfrak{su}_2}{3} \overset{\mathfrak{su}_2}{2} \overset{\mathfrak{su}_2}{2} \overset{\mathfrak{su}_2}{1} (\overset{\mathfrak{e}_8}{12}) \dots [E_8]$$

$Sp(3)$:

$$[Sp(3)] \overset{\mathfrak{g}_2}{2} \overset{\mathfrak{su}_2}{2} \overset{\mathfrak{su}_2}{2} \overset{\mathfrak{su}_2}{1} (\overset{\mathfrak{e}_8}{9}) \dots [E_8]$$

$Sp(3)$:

$$[Sp(3)] \overset{\mathfrak{g}_2}{2} \overset{\mathfrak{su}_2}{2} \overset{\mathfrak{su}_2}{1} \overset{\mathfrak{e}_7}{8} \overset{\mathfrak{su}_2}{1} \overset{\mathfrak{su}_2}{2} \overset{\mathfrak{g}_2}{3} \overset{\mathfrak{su}_2}{1} \overset{\mathfrak{f}_4}{5} \overset{\mathfrak{su}_2}{1} \overset{\mathfrak{g}_2}{3} \overset{\mathfrak{su}_2}{2} \overset{\mathfrak{su}_2}{2} \overset{\mathfrak{su}_2}{1} (\overset{\mathfrak{e}_8}{12}) \dots [E_8]$$

$Sp(3) \times SU(2)$:

$$[Sp(3) \times SU(2)] \overset{\mathfrak{so}_7}{2} \overset{\mathfrak{su}_2}{2} \overset{\mathfrak{su}_2}{1} \overset{\mathfrak{e}_7}{8} \overset{\mathfrak{su}_2}{1} \overset{\mathfrak{su}_2}{2} \overset{\mathfrak{g}_2}{3} \overset{\mathfrak{su}_2}{1} \overset{\mathfrak{f}_4}{5} \overset{\mathfrak{su}_2}{1} \overset{\mathfrak{g}_2}{3} \overset{\mathfrak{su}_2}{2} \overset{\mathfrak{su}_2}{2} \overset{\mathfrak{su}_2}{1} (\overset{\mathfrak{e}_8}{12}) \dots [E_8]$$

$[SU(2)]$

$Sp(3) \times SU(2)$:

$$[Sp(3)] \overset{\mathfrak{g}_2}{2} \overset{\mathfrak{su}_2}{2} \overset{\mathfrak{su}_2}{2} \overset{\mathfrak{su}_2}{1} (\overset{\mathfrak{e}_8}{12}) \dots [E_8]$$

$\overset{1}{\mathfrak{su}_1}$
 $\overset{2}{[SU(2)]}$

Additionally, we have also presented F-theory models which have flavor symmetries $SU(3) \times SU(3)$ and $G_2 \times G_2$. Absent from the list of reference [25] is the “mixed case” $G_2 \times SU(3)$, which we suspect must also exist. Indeed, the F-theory realization of this flavor symmetry pattern is:

$G_2 \times SU(3)$:

$$[SU(3)] \overset{\mathfrak{su}_2}{2} \overset{\mathfrak{su}_1}{2} \overset{\mathfrak{su}_1}{1} (\overset{\mathfrak{e}_8}{12}) \dots [E_8]$$

$\overset{1}{II}$
 $\overset{2}{\mathfrak{su}_2}$
 $\overset{2}{[G_2]}$

Again, let us stress that (up to these few cases which we expect will be favorably resolved), the correspondence is so tight as to leave little doubt about the existence of the proposed duality.

8 Conclusions and Future Directions

In this paper we have presented a general classification of 6D SCFTs. The primary tool in our analysis has been a combination of bottom up constraints for the 6D effective field theory on the tensor branch, and the complementary perspective of F-theory compactification. Perhaps the most striking outcome from this classification is that all 6D SCFTs have the structure of generalized quiver theories in which the links are themselves SCFTs. Our strategy for accomplishing this result has been to first classify all possible bases in F-theory which can support an SCFT. Next, we have classified the general ways to enhance the fiber type of such a base. Finally, we have presented strong evidence that all boundary data decorations of these configurations can be understood as the limiting behavior of these geometric phases. In the remainder of this section we discuss some potential avenues of future investigation.

In the previous sections we presented a general classification of F-theory compactifications which can generate a 6D SCFT. It is natural to ask to what extent this stringy input can be viewed in purely field theoretic terms. We have seen that many of the stringy ingredients can be explained using field theory data, but not all of the stringy data has yet found a field theoretic home. It would be nice to fill this gap.

Our main emphasis in this work has been on giving a full list of 6D SCFTs. With this in place, we can ask whether there are possible redundancies. Namely—do different tensor branches ultimately correspond to the same 6D theory? It would be interesting to determine whether there are other such redundancies in our list.

It is also natural to consider detailed properties of these theories, for example their operator content. The fact that all of these theories have a rather similar structure as generalized quivers suggests the possibility of extracting universal lessons for all 6D SCFTs. This would also likely shed significant light on the microscopics of M5-branes. Recently, the elliptic genera of strings in a number of examples of 6D SCFTs have been computed [67–70], but the present classification offers far more complicated examples, and it would be good to understand the strings of these theories as well.

With a classification of 6D theories in place, a next step would be to consider the compactification of these theories to lower dimensions, and the possible SCFTs generated in this way. In fact, it is tempting to conjecture that *all* SCFTs can be obtained by compactification, and then further relevant and marginal deformations of these theories. Providing evidence for or against this conjecture would be most instructive.

Finally, throughout this paper we have seen that the structure of a 6D SCFT has some striking analogies with that of chemistry. Pushing this analogy further, one might consider the time-dependent process of building up a 6D SCFT from smaller ingredients. This would provide a tractable way to study the time-dependent formation of theories in a landscape of vacua, perhaps along the lines of references [71, 72].

Acknowledgements

We thank M. Bertolini, M. Del Zotto, T. Dumitrescu, D. D. Frey, P. Merks, D. S. Park, and W. Taylor for helpful discussions. DRM, TR, and CV also thank the 2014 Summer Workshop at the Simons Center for Geometry and Physics for hospitality, where some of this work was completed. The work of DRM is supported by NSF grant PHY-1307513. The work of TR and CV is supported by NSF grant PHY-1067976. TR is also supported by the NSF GRF under DGE-1144152.

A Instructions for Using the Mathematica Notebooks

Our arXiv submission features two **Mathematica** notebooks which may be used to compute allowed bases and fiber enhancements. To access the **Mathematica** notebook, proceed to the URL where the arXiv submission and abstract is displayed. On the righthand side of the webpage, there will be a box labeled “Download:”. Click on the link “Other format,” and then click on the link “Download source.” In some cases, it may be necessary to append the ending .tar.gz to the end of the file. The set of submission files along with the **Mathematica** notebook can then be accessed by unzipping this file. For further instruction on unzipping such files, see for example <http://arxiv.org/help/unpack>.

Once the files have finished downloading, they should be moved to a single directory. The directory of the file **Bases.nb** should be set to the directory in which these files reside by editing the path in the ‘SetDirectory’ line at the top of the notebook. **Bases.nb** relies upon the .txt files **DE_Bases.txt** and **output_template_file.txt** to produce its output in the form of a .tex file, so if the directory is not set to the location of these .txt files, the program will not be able to run successfully.

Bases.nb requires three inputs: a left side link and a right side link (see Appendix D) as well as a number n of nodes. The program will take these input data and output a list of all bases with the specified number n of DE nodes and the specified links on the left and right. Note that the program is also equipped to handle tree-shaped side links. These should be entered as discussed in the comments at the top of the notebook.

The name of the output .tex file will be given at the end of the program. The .tex file contains lines of the form,

$$E_8''' \oplus E_8' \oplus E_8 \oplus 122315. \tag{A.1}$$

The notation used here is the same as that which was introduced in section 5.2.1 and appears in Appendices B and C. Recall that a “primed node” indicates that the self-intersection of the curve has been increased by 1, so that E_7' indicates a curve with self-intersection -7 , E_8' indicates a curve with self-intersection -11 , E_8'' indicates a curve with self-intersection -10 , and E_8''' indicates a curve with self-intersection -9 . The previous line therefore corresponds

to the base,

$$(9)12231513221(11)12231513221(12)122315. \quad (\text{A.2})$$

The notebook `Fiber_Enhancements.nb` takes an input link from the table in Appendix D and outputs all possible sequences of gauge symmetries that can live on the fiber above each specified curve. For instance, on the fiber above the link 223, the allowed gauge algebras are,

$$\{1\} \oplus \mathfrak{su}_2 \oplus \mathfrak{g}_2, \quad \{1\} \oplus \mathfrak{su}_2 \oplus \mathfrak{so}_7, \quad \{1\} \oplus \mathfrak{su}_2 \oplus \mathfrak{so}_8. \quad (\text{A.3})$$

Any link which does not contain a curve of self-intersection -3 or below can support an infinite number of fiber enhancements. In these cases, the user must specify the gauge groups appearing on the left and right curves of the base. The notebook will then compute all ways of filling in the interior of the base. Note, however, that the notebook does not include the three exceptional fiber enhancements listed in (6.8).

B The Long Bases

In this Appendix we give all long bases. These are all sequences of nodes which can be continued to arbitrary size. Since they can always be incorporated at a later stage of analysis, we do not consider the addition of side links to the left and right of the quiver or instanton links. Additionally, for expository purposes (and for the sake of brevity), in this Appendix we only consider the case of nodes which are not primed. The case of primed nodes is a specific subset, though the combinatorics of where we can place a primed node is better presented in the companion `Mathematica` programs (which are included in the `arXiv` submission). However, to see how to introduce these additional ingredients, we do list the self-intersections of all curves after blowing down all interior links.

We use the notation introduced in subsection 5.2.1. The only caveat is that now, for the sake of brevity, we have not included superscripts on \oplus symbols for the minimal link. For example, whenever the symbol \oplus appears between two E_8 nodes, it should be interpreted as the symbol $\overset{5,5}{\oplus}$, which is the minimal conformal matter between such nodes. The expression $E_8^{\oplus 3}$ is also equivalent to the expression $E_8 \oplus E_8 \oplus E_8$.

Recall that the minimal link between two nodes is as follows:

$$D \oplus D \simeq D \overset{1,1}{\oplus} D \quad (\text{B.1})$$

$$D \oplus E_6 \simeq D \overset{2,2}{\oplus} E_6 \quad (\text{B.2})$$

$$D \oplus E_7 \simeq D \overset{2,3}{\oplus} E_7 \quad (\text{B.3})$$

$$D \oplus E_8 \simeq D \overset{2,4}{\oplus} E_8 \quad (\text{B.4})$$

$$E_6 \oplus E_6 \simeq E_6 \overset{2,2}{\oplus} E_6 \quad (\text{B.5})$$

$$E_6 \oplus E_7 \simeq E_6 \overset{3,3}{\oplus} E_7 \quad (\text{B.6})$$

$$E_6 \oplus E_8 \simeq E_6 \overset{3,5}{\oplus} E_8 \quad (\text{B.7})$$

$$E_7 \oplus E_7 \simeq E_7 \overset{3,3}{\oplus} E_7 \quad (\text{B.8})$$

$$E_7 \oplus E_8 \simeq E_7 \overset{4,5}{\oplus} E_8 \quad (\text{B.9})$$

$$E_8 \oplus E_8 \simeq E_8 \overset{5,5}{\oplus} E_8 \quad (\text{B.10})$$

Using these conventions, we now list the possible bases which can support an arbitrary number of nodes. We also include the resulting configuration of curves from blowing down all interior links (which we assume are minimal). In all cases, we take the integer $n \geq 1$, but only display the pattern after blowdown for generic n . Small values of n can readily be reconstructed from the given data.

First, the configurations involving only one of E_8 , E_7 , E_6 , or D :

$$E_8^{\oplus n} \xrightarrow{L} \underbrace{72 \dots 27}_n \quad (\text{B.11})$$

$$E_7^{\oplus n} \xrightarrow{L} \underbrace{52 \dots 25}_n \quad (\text{B.12})$$

$$E_6^{\oplus n} \xrightarrow{L} \underbrace{42 \dots 24}_n \quad (\text{B.13})$$

$$D^{\oplus n} \xrightarrow{L} \underbrace{32 \dots 23}_n \quad (\text{B.14})$$

The configurations with E_7 and E_8 :

$$E_7 \oplus E_8^{\oplus n} \xrightarrow{L} \underbrace{42 \dots 27}_n \quad (\text{B.15})$$

$$E_7 \overset{5,5}{\oplus} E_8^{\oplus n} \xrightarrow{L} \underbrace{32 \dots 27}_n \quad (\text{B.16})$$

$$E_7 \oplus E_8^{\oplus n} \oplus E_7 \xrightarrow{L} \underbrace{42 \dots 24}_n \quad (\text{B.17})$$

$$E_7 \overset{5,5}{\oplus} E_8^{\oplus n} \oplus E_7 \xrightarrow{L} \underbrace{32 \dots 24}_n \quad (\text{B.18})$$

$$E_7 \overset{5,5}{\oplus} E_8^{\oplus n} \overset{5,5}{\oplus} E_7 \xrightarrow{L} \underbrace{32 \dots 23}_n \quad (\text{B.19})$$

The configurations with E_6 and E_8 :

$$E_6 \oplus E_8^{\oplus n} \xrightarrow{L} \underbrace{32\dots 27}_n \quad (\text{B.20})$$

$$E_6^{4,5} \oplus E_8^{\oplus n} \xrightarrow{L} \underbrace{22\dots 27}_n \quad (\text{B.21})$$

$$E_6^{5,5} \oplus E_8^{\oplus n} \xrightarrow{L} \underbrace{12\dots 27}_n \quad (\text{B.22})$$

$$E_6 \oplus E_8^{\oplus n} \oplus E_6 \xrightarrow{L} \underbrace{32\dots 23}_n \quad (\text{B.23})$$

$$E_6^{4,5} \oplus E_8^{\oplus n} \oplus E_6 \xrightarrow{L} \underbrace{22\dots 23}_n \quad (\text{B.24})$$

$$E_6^{5,5} \oplus E_8^{\oplus n} \oplus E_6 \xrightarrow{L} \underbrace{12\dots 23}_n \quad (\text{B.25})$$

$$E_6^{4,5} \oplus E_8^{\oplus n} \oplus E_6^{5,4} \xrightarrow{L} \underbrace{22\dots 22}_n \quad (\text{B.26})$$

$$E_6^{5,5} \oplus E_8^{\oplus n} \oplus E_6^{5,4} \xrightarrow{L} \underbrace{12\dots 22}_n \quad (\text{B.27})$$

The configurations with E_6 and E_7 :

$$E_6 \oplus E_7^{\oplus n} \xrightarrow{L} \underbrace{32\dots 25}_n \quad (\text{B.28})$$

$$E_6 \oplus E_7^{\oplus n} \oplus E_6 \xrightarrow{L} \underbrace{32\dots 23}_n \quad (\text{B.29})$$

The configurations with E_6 , E_7 , and E_8 :

$$E_6 \oplus E_8^{\oplus n} \oplus E_7 \xrightarrow{L} \underbrace{32\dots 24}_n \quad (\text{B.30})$$

$$E_6^{4,5} \oplus E_8^{\oplus n} \oplus E_7 \xrightarrow{L} \underbrace{22\dots 24}_n \quad (\text{B.31})$$

$$E_6^{5,5} \oplus E_8^{\oplus n} \oplus E_7 \xrightarrow{L} \underbrace{12\dots 24}_n \quad (\text{B.32})$$

$$E_6 \oplus E_8^{\oplus n} \oplus E_7^{5,5} \xrightarrow{L} \underbrace{32\dots 23}_n \quad (\text{B.33})$$

$$E_6^{4,5} \oplus E_8^{\oplus n} \oplus E_7^{5,5} \xrightarrow{L} \underbrace{22\dots 23}_n \quad (\text{B.34})$$

$$E_6^{5,5} \oplus E_8^{\oplus n} \oplus E_7^{5,5} \xrightarrow{L} \underbrace{12\dots 23}_n \quad (\text{B.35})$$

The configurations with D and E_8 :

$$D \oplus E_8^{\oplus n} \xrightarrow{L} \underbrace{232\dots 27}_n \quad (\text{B.36})$$

$$D^{3,5} \oplus E_8^{\oplus n} \xrightarrow{L} \underbrace{122\dots 27}_n \quad (\text{B.37})$$

$$D^{\oplus 2} \oplus E_8^{\oplus n} \xrightarrow{L} \underbrace{3132\dots 27}_n \quad (\text{B.38})$$

$$D \oplus E_8^{\oplus n} \oplus D \xrightarrow{L} \underbrace{232\dots 232}_n \quad (\text{B.39})$$

$$D^{3,5} \oplus E_8^{\oplus n} \oplus D \xrightarrow{L} \underbrace{122\dots 232}_n \quad (\text{B.40})$$

$$D^{\oplus 2} \oplus E_8^{\oplus n} \oplus D \xrightarrow{L} \underbrace{3132\dots 232}_n \quad (\text{B.41})$$

$$D^{\oplus 2} \oplus E_8^{\oplus n} \oplus D^{5,3} \xrightarrow{L} \underbrace{3132\dots 221}_n \quad (\text{B.42})$$

$$D^{\oplus 2} \oplus E_8^{\oplus n} \oplus D^{\oplus 2} \xrightarrow{L} \underbrace{3132\dots 2313}_n \quad (\text{B.43})$$

The configurations with D and E_7 :

$$D \oplus E_7^{\oplus n} \xrightarrow{L} \underbrace{22 \dots 2}_n \quad (\text{B.44})$$

$$D \overset{3,3}{\oplus} E_7^{\oplus n} \xrightarrow{L} \underbrace{12 \dots 2}_n \quad (\text{B.45})$$

$$D \oplus E_7^{\oplus n} \oplus D \xrightarrow{L} \underbrace{22 \dots 22}_n \quad (\text{B.46})$$

$$D \overset{3,3}{\oplus} E_7^{\oplus n} \oplus D \xrightarrow{L} \underbrace{12 \dots 22}_n \quad (\text{B.47})$$

The configurations with D and E_6 :

$$D \oplus E_6^{\oplus n} \xrightarrow{L} \underbrace{22 \dots 2}_n \quad (\text{B.48})$$

$$D \oplus E_6^{\oplus n} \oplus D \xrightarrow{L} \underbrace{22 \dots 22}_n \quad (\text{B.49})$$

The configurations with D , E_7 , and E_8 :

$$E_7 \oplus E_8^{\oplus n} \oplus D \xrightarrow{L} \underbrace{42 \dots 232}_n \quad (\text{B.50})$$

$$E_7 \overset{5,5}{\oplus} E_8^{\oplus n} \oplus D \xrightarrow{L} \underbrace{32 \dots 232}_n \quad (\text{B.51})$$

$$E_7 \oplus E_8^{\oplus n} \overset{5,3}{\oplus} D \xrightarrow{L} \underbrace{42 \dots 21}_n \quad (\text{B.52})$$

$$E_7 \overset{5,5}{\oplus} E_8^{\oplus n} \overset{5,3}{\oplus} D \xrightarrow{L} \underbrace{32 \dots 21}_n \quad (\text{B.53})$$

$$E_7 \oplus E_8^{\oplus n} \oplus D^{\oplus 2} \xrightarrow{L} \underbrace{42 \dots 2313}_n \quad (\text{B.54})$$

$$E_7 \overset{5,5}{\oplus} E_8^{\oplus n} \oplus D^{\oplus 2} \xrightarrow{L} \underbrace{32 \dots 2313}_n \quad (\text{B.55})$$

The configurations with D , E_6 , and E_8 :

$$E_6 \oplus E_8^{\oplus n} \oplus D \xrightarrow{L} \underbrace{32\dots 232}_n \quad (\text{B.56})$$

$$E_6^{4,5} \oplus E_8^{\oplus n} \oplus D \xrightarrow{L} \underbrace{22\dots 232}_n \quad (\text{B.57})$$

$$E_6^{5,5} \oplus E_8^{\oplus n} \oplus D \xrightarrow{L} \underbrace{12\dots 232}_n \quad (\text{B.58})$$

$$E_6 \oplus E_8^{\oplus n} \oplus D \xrightarrow{L} \underbrace{32\dots 221}_n \quad (\text{B.59})$$

$$E_6^{4,5} \oplus E_8^{5,3} \oplus D \xrightarrow{L} \underbrace{22\dots 221}_n \quad (\text{B.60})$$

$$E_6 \oplus E_8^{\oplus n} \oplus D^{\oplus 2} \xrightarrow{L} \underbrace{32\dots 2313}_n \quad (\text{B.61})$$

$$E_6^{4,5} \oplus E_8^{\oplus n} \oplus D^{\oplus 2} \xrightarrow{L} \underbrace{22\dots 2313}_n \quad (\text{B.62})$$

$$E_6^{5,5} \oplus E_8^{\oplus n} \oplus D^{\oplus 2} \xrightarrow{L} \underbrace{12\dots 2313}_n \quad (\text{B.63})$$

The configurations with D , E_6 , and E_7 :

$$E_6 \oplus E_7^{\oplus n} \oplus D \xrightarrow{L} \underbrace{32\dots 222}_n \quad (\text{B.64})$$

$$E_6 \oplus E_7^{\oplus n} \oplus D \xrightarrow{L} \underbrace{32\dots 221}_n \quad (\text{B.65})$$

C The Short Bases

In this Appendix we list all short chains bases. These are all sequences of nodes in the base which cannot be continued to arbitrarily long size. As in our Appendix on long bases, we do not consider the addition of side links to the left and right of the quiver or small instantons arising on an E_7 or E_8 curve. Again, here we list the configuration of nodes, as well as the resulting configuration of curves after blowing down the links between nodes. In this case, there can still be repeating patterns, albeit ones which cannot be continued to an arbitrary number of nodes. Nevertheless, when we list the blowdowns of links, we shall state the “generic” result, as the other case can also be readily extracted from these general considerations. To indicate that we are dealing with the generic situation, we shall often write an underbrace, but may sometimes omit the number of curves included in the underbrace. For the case of brevity, we omit the possibility of primed nodes, which can be

found in the companion `Mathematica` files.

The configurations with only one of E_8 , E_7 , E_6 , and D :

$$E_7^{\oplus n} \oplus^{4,4} E_7 \xrightarrow{L} \underbrace{52\dots 14}_n, \quad n \leq 4 \quad (\text{C.1})$$

$$E_7^{\oplus n} \oplus^{4,5} E_7 \xrightarrow{L} \underbrace{52\dots 13}_n, \quad n \leq 3 \quad (\text{C.2})$$

$$E_7 \oplus^{5,5} E_7 \xrightarrow{L} 33 \quad (\text{C.3})$$

$$E_6 \oplus^{3,3} E_6 \xrightarrow{L} 33 \quad (\text{C.4})$$

$$E_6 \oplus^{3,4} E_6 \xrightarrow{L} 32 \quad (\text{C.5})$$

$$E_6 \oplus^{4,4} E_6 \xrightarrow{L} 22 \quad (\text{C.6})$$

$$E_6 \oplus^{3,5} E_6 \xrightarrow{L} 31 \quad (\text{C.7})$$

$$E_6 \oplus^{4,5} E_6 \xrightarrow{L} 21 \quad (\text{C.8})$$

$$E_6 \bigcirc^{3,3} E_6 \xrightarrow{L} 33 \quad (\text{C.9})$$

$$E_6 \oplus E_6 \oplus^{3,3} E_6 \xrightarrow{L} 413 \quad (\text{C.10})$$

$$E_6 \oplus E_6 \oplus^{3,4} E_6 \xrightarrow{L} 412 \quad (\text{C.11})$$

$$E_6 \oplus E_6 \bigcirc^{3,3} E_6 \xrightarrow{L} 413 \quad (\text{C.12})$$

$$E_6 \oplus E_6 \oplus E_6 \oplus^{3,3} E_6 \xrightarrow{L} 4213 \quad (\text{C.13})$$

$$E_6 \oplus E_6 \oplus E_6 \bigcirc^{3,3} E_6 \xrightarrow{L} 4213 \quad (\text{C.14})$$

$$D \oplus^{2,2} D^{\oplus n} \xrightarrow{L} 2 \underbrace{13}_n, \quad n \leq 2 \quad (\text{C.15})$$

$$D \oplus^{2,3} D \xrightarrow{L} 21 \quad (\text{C.16})$$

The configurations with E_7 and E_8 :

$$E_7^{\oplus 2} \oplus E_8^{\oplus n} \xrightarrow{L} 51 \underbrace{2 \dots 2}_n, \quad n \leq 4 \quad (\text{C.17})$$

$$E_7^{\oplus n} \oplus E_8 \xrightarrow{L} \underbrace{52 \dots 21}_n 7, \quad n \leq 7 \quad (\text{C.18})$$

$$E_7^{\oplus 2} \oplus E_8^{\oplus n} \oplus E_7 \xrightarrow{L} 51 \underbrace{2 \dots 2}_n 4, \quad n \leq 3 \quad (\text{C.19})$$

$$E_7^{\oplus 2} \oplus E_8^{\oplus n} \overset{5,5}{\oplus} E_7 \xrightarrow{L} 51 \underbrace{2 \dots 2}_n 3, \quad n \leq 3 \quad (\text{C.20})$$

The configurations with E_6 and E_8 :

$$E_6^{\oplus 2} \oplus E_8^{\oplus n} \xrightarrow{L} 41 \underbrace{2 \dots 2}_n 7, \quad n \leq 3 \quad (\text{C.21})$$

$$E_6^{\oplus n} \oplus E_8 \xrightarrow{L} \underbrace{42 \dots 21}_n 7, \quad n \leq 7 \quad (\text{C.22})$$

$$E_6^{\oplus 2} \oplus E_8^{\oplus n} \oplus E_6 \xrightarrow{L} 41 \underbrace{22}_n 3, \quad n \leq 2 \quad (\text{C.23})$$

$$E_6^{\oplus 2} \oplus E_8 \overset{5,4}{\oplus} E_6 \xrightarrow{L} 4122 \quad (\text{C.24})$$

The configurations with E_6 and E_7 :

$$E_6 \overset{3,4}{\oplus} E_7^{\oplus n} \xrightarrow{L} 3 \underbrace{125}_n, \quad n \leq 3 \quad (\text{C.25})$$

$$E_6 \oplus E_7^{\oplus n} \overset{4,4}{\oplus} E_7 \xrightarrow{L} 3 \underbrace{221}_n 4, \quad n \leq 3 \quad (\text{C.26})$$

$$E_6 \oplus E_7^{\oplus n} \overset{4,5}{\oplus} E_7 \xrightarrow{L} 3 \underbrace{21}_n 3, \quad n \leq 2 \quad (\text{C.27})$$

$$E_6 \overset{3,5}{\oplus} E_7 \xrightarrow{L} 33 \quad (\text{C.28})$$

$$E_6 \overset{4,5}{\oplus} E_7 \xrightarrow{L} 23 \quad (\text{C.29})$$

$$E_6 \overset{5,4}{\oplus} E_7 \xrightarrow{L} 14 \quad (\text{C.30})$$

$$E_6 \overset{5,5}{\oplus} E_7 \xrightarrow{L} 13 \quad (\text{C.31})$$

$$E_6^{\oplus 2} \oplus E_7^{\oplus n} \xrightarrow{L} 41 \underbrace{225}_n, \quad n \leq 3 \quad (\text{C.32})$$

$$E_6^{\oplus n} \oplus E_7 \xrightarrow{L} \underbrace{42..215}_n, \quad n \leq 5 \quad (\text{C.33})$$

$$E_6^{\oplus n} \oplus E_7 \xrightarrow{L} \underbrace{32214}_n, \quad n \leq 4 \quad (\text{C.34})$$

$$E_6^{\oplus n} \oplus E_7 \xrightarrow{L} \underbrace{3213}_n, \quad n \leq 3 \quad (\text{C.35})$$

$$E_6 \oplus E_7^{\oplus n} \oplus E_6 \xrightarrow{L} 3 \underbrace{12}_n 3, \quad n \leq 2 \quad (\text{C.36})$$

$$E_6 \oplus E_7 \oplus E_6 \xrightarrow{L} 213 \quad (\text{C.37})$$

$$E_6^{\oplus 2} \oplus E_7^{\oplus n} \oplus E_6 \xrightarrow{L} 41 \underbrace{22}_n 4, \quad n \leq 2 \quad (\text{C.38})$$

The configurations with E_6 , E_7 , and E_8 :

$$E_6^{\oplus 2} \oplus E_8^{\oplus n} \oplus E_7 \xrightarrow{L} 41 \underbrace{22}_n 4, \quad n \leq 2 \quad (\text{C.39})$$

$$E_6^{\oplus 2} \oplus E_8^{\oplus n} \oplus E_7 \xrightarrow{L} 41 \underbrace{22}_n 3, \quad n \leq 2 \quad (\text{C.40})$$

$$E_6 \oplus E_8^{\oplus n} \oplus E_7^{\oplus 2} \xrightarrow{L} 3 \underbrace{222}_n 15, \quad n \leq 3 \quad (\text{C.41})$$

$$E_6 \oplus E_8^{\oplus n} \oplus E_7^{\oplus 2} \xrightarrow{L} 2 \underbrace{22}_n 15, \quad n \leq 2 \quad (\text{C.42})$$

$$E_6 \oplus E_7 \oplus E_8^{\oplus n} \xrightarrow{L} 31 \underbrace{27}_n, \quad n \leq 2 \quad (\text{C.43})$$

$$E_6 \oplus E_7^{\oplus n} \oplus E_8 \xrightarrow{L} \underbrace{32...21}_n 7, \quad n \leq 6 \quad (\text{C.44})$$

$$E_6 \oplus E_7 \oplus E_8 \oplus E_7 \xrightarrow{L} 3124 \quad (\text{C.45})$$

$$E_6 \oplus E_7 \oplus E_8 \oplus E_7 \xrightarrow{L} 3123 \quad (\text{C.46})$$

$$E_6 \oplus E_7 \oplus E_8 \oplus E_6 \xrightarrow{L} 3123 \quad (\text{C.47})$$

The configurations with D and E_8 :

$$D^{\oplus 3} \oplus E_8^{\oplus n} \xrightarrow{L} 321 \underbrace{37}_n, \quad n \leq 2 \quad (\text{C.48})$$

$$D^{\oplus n} \oplus E_8 \xrightarrow{L} \underbrace{32 \dots 218}_n, \quad n \leq 8 \quad (\text{C.49})$$

$$D^{\oplus 3} \oplus E_8^{\oplus n} \oplus D \xrightarrow{L} 321 \underbrace{33}_n 1, \quad n \leq 2 \quad (\text{C.50})$$

The configurations with D and E_7 :

$$D \oplus^{3,4} E_7 \xrightarrow{L} 14 \quad (\text{C.51})$$

$$D \oplus^{3,5} E_7 \xrightarrow{L} 13 \quad (\text{C.52})$$

$$D \oplus^{2,4} E_7^{\oplus n} \xrightarrow{L} 2 \underbrace{14}_n, \quad n \leq 2 \quad (\text{C.53})$$

$$D \oplus E_7^{\oplus n} \oplus^{4,4} E_7 \xrightarrow{L} 2 \underbrace{21}_n 4, \quad n \leq 2 \quad (\text{C.54})$$

$$(\text{C.55})$$

$$D \oplus E_7 \oplus^{4,5} E_7 \rightarrow 213 \quad (\text{C.56})$$

$$D^{\oplus 2} \oplus E_7^{\oplus n} \xrightarrow{L} 31 \underbrace{25}_n, \quad n \leq 2 \quad (\text{C.57})$$

$$D^{\oplus n} \oplus E_7 \xrightarrow{L} \underbrace{32 \dots 21}_n 5, \quad n \leq 5 \quad (\text{C.58})$$

The configurations with D and E_6 :

$$D \oplus^{2,3} E_6^{\oplus n} \xrightarrow{L} 2 \underbrace{13}_n, \quad n \leq 2 \quad (\text{C.59})$$

$$D \overset{3,3}{\oplus} E_6 \xrightarrow{L} 13 \quad (\text{C.60})$$

$$D \overset{3,3}{\bigcirc} E_6 \xrightarrow{L} 13 \quad (\text{C.61})$$

$$D \overset{2,4}{\oplus} E_6 \xrightarrow{L} 22 \quad (\text{C.62})$$

$$D \overset{3,4}{\oplus} E_6 \xrightarrow{L} 12 \quad (\text{C.63})$$

$$D \oplus E_6 \overset{3,3}{\oplus} E_6 \xrightarrow{L} 213 \quad (\text{C.64})$$

$$D \oplus E_6 \overset{3,3}{\bigcirc} E_6 \xrightarrow{L} 213 \quad (\text{C.65})$$

$$D^{\oplus 2} \oplus E_6^{\oplus n} \xrightarrow{L} 31 \underbrace{24}_n, \quad n \leq 2 \quad (\text{C.66})$$

$$D \oplus D \overset{2,3}{\oplus} E_6 \xrightarrow{L} 313 \quad (\text{C.67})$$

$$D \oplus D \overset{2,4}{\oplus} E_6 \xrightarrow{L} 312 \quad (\text{C.68})$$

$$D^{\oplus n} \oplus E_6 \xrightarrow{L} \underbrace{32214}_n, \quad n \leq 4 \quad (\text{C.69})$$

The configurations with D , E_7 , and E_8 :

$$D \oplus E_7^{\oplus n} \oplus E_8 \xrightarrow{L} 22 \underbrace{\dots 217}_n, \quad n \leq 5 \quad (\text{C.70})$$

$$D \oplus E_7 \oplus E_8 \oplus D \xrightarrow{L} 2132 \quad (\text{C.71})$$

$$E_7^{\oplus 2} \oplus E_8^{\oplus n} \oplus D \xrightarrow{L} 512 \underbrace{\dots 232}_n, \quad n \leq 4 \quad (\text{C.72})$$

$$E_7^{\oplus 3} \oplus E_8 \oplus D \xrightarrow{L} 52132 \quad (\text{C.73})$$

$$E_7^{\oplus 2} \oplus E_8^{\oplus n} \oplus D^{\oplus 2} \xrightarrow{L} 51 \underbrace{23}_n 13, \quad n \leq 2 \quad (\text{C.74})$$

$$E_7 \oplus E_8 \oplus D^{\oplus 3} \xrightarrow{L} 43123 \quad (\text{C.75})$$

$$E_7 \overset{5,5}{\oplus} E_8 \oplus D^{\oplus 3} \xrightarrow{L} 33123 \quad (\text{C.76})$$

The configurations with D , E_6 , and E_8 :

$$D \oplus E_6^{\oplus n} \oplus E_8 \xrightarrow{L} 22 \underbrace{\dots 217}_n, \quad n \leq 5 \quad (\text{C.77})$$

$$D \oplus E_6 \oplus E_8 \oplus D \xrightarrow{L} 2132 \quad (\text{C.78})$$

$$E_6^{\oplus n} \oplus E_8 \oplus D \xrightarrow{L} \underbrace{421}_{n} 32, \quad n \leq 3 \quad (\text{C.79})$$

$$E_6 \oplus E_8 \oplus D^{\oplus 3} \xrightarrow{L} 33123 \quad (\text{C.80})$$

$$E_6^{\oplus 2} \oplus E_8 \oplus D^{\oplus 2} \xrightarrow{L} 41313 \quad (\text{C.81})$$

The configurations with D , E_6 , and E_7 :

$$D \oplus E_6^{\oplus n} \oplus E_7 \xrightarrow{L} 2 \underbrace{221}_{n} 5, \quad n \leq 3 \quad (\text{C.82})$$

$$D \oplus E_6^{\oplus n} \overset{3,4}{\oplus} E_7 \xrightarrow{L} 2 \underbrace{21}_{n} 4, \quad n \leq 2 \quad (\text{C.83})$$

$$E_6 \overset{3,4}{\oplus} E_7 \oplus D \xrightarrow{L} 312 \quad (\text{C.84})$$

$$E_6^{\oplus 2} \oplus E_7 \oplus D \xrightarrow{L} 4122 \quad (\text{C.85})$$

$$E_6 \oplus E_7 \oplus D^{\oplus 2} \xrightarrow{L} 3213 \quad (\text{C.86})$$

And finally, the configurations with D , E_6 , E_7 , and E_8 :

$$D \oplus E_8^{\oplus n} \oplus E_7 \oplus E_6 \xrightarrow{L} 2 \underbrace{32}_{n} 13, \quad n \leq 2 \quad (\text{C.87})$$

D Classification of Links

The following tables give a list of the conformal matter links which are linearly shaped. The “interior” links are those that can be placed in the interior of a quiver diagram, used as a side link, or stand alone as a base by themselves. The “alkali links” can only be used as side links or in isolation, appearing either on one side of the linear quiver or standing alone rather than stretching between two DE nodes. By convention, we list the alkali links that appear on the left side of one of the quiver diagrams (the links that can be placed on the right side are simply the reverse of these links). Finally, the links which cannot attach to any DE nodes are referred to as “noble molecules.” These are similar to a noble gas in that they are “inert” and cannot touch anything else.

The first column of the tables lists the links. The second column gives the resulting links upon blowing down all -1 curves, and the third column gives (minus) the number of blowdowns that this inflicts upon the adjacent matter. The fourth column indicates which nodes are permitted to lie at the sides of this link. The tables are listed in order of the number of -5 curves that appear in the link.

Interior Links with no -5 Curves			
Link	After Blowdown	Blowdowns Induced	Adjacent to
1	$\{\}$	$(-1,-1)$	(D, D)
131	$\{\}$	$(-2,-2)$	$(D, D), (D, E_6), (E_6, E_6)$
1231	$\{\}$	$(-3,-2)$	$(D, D), (E_6, D), (E_7, D)$
12321	$\{\}$	$(-3,-3)$	$(D, E_6), (D, E_7), (E_6, E_6), (E_6, E_7), (E_7, E_7)$
12231	$\{\}$	$(-4,-2)$	$(E_6, D), (E_7, D), (E_8, D)$
Alkali 2-Links with no -5 Curves			
Link	After Blowdown	Blowdowns Induced	Adjacent to
$\overset{1}{2}31$	$\{\}$	-3	D
$\overset{2}{1}231$	$\{\}$	-3	D
$\overset{1}{2}321$	$\{\}$	-4	E_6, E_7
Alkali 1-Links with no -5 Curves			
Link	After Blowdown	Blowdowns Induced	Adjacent to
$\overset{2}{3}21$	$\{\}$	-4	E_6, E_7
$\overset{2}{2}31$	$\overset{2}{2}2$	-1	D
3221	2	-3	D, E_6, E_7, E_8
2313221	$\{\}$	-6	E_7, E_8
22313221	$\{\}$	-7	E_7, E_8
313221	$\{\}$	-5	E_6, E_7, E_8
321	2	-2	D, E_6, E_7

Link	After Blowdown	Blowdowns Induced	Adjacent to
2321	22	-2	D, E_6, E_7
231321	$\{\}$	-5	D, E_6, E_7
2231321	$\{\}$	-6	E_7
31321	$\{\}$	-4	E_6, E_7
31	2	-1	D, E_6
23131	$\{\}$	-4	E_6
223131	$\{\}$	-5	E_6
3131	$\{\}$	-3	D, E_6
231	22	-1	D
2231	222	-1	D
2...21	$\{\}$	$-n_2 + 1, n_2 = 1, \dots, 10$	E_8
2...21	$\{\}$	$-n_2 + 1, n_2 = 1, \dots, 6$	E_7
2...21	$\{\}$	$-n_2 + 1, n_2 = 1, \dots, 4$	E_6
2...21	$\{\}$	$-n_2 + 1, n_2 = 1, 2$	D
Noble 2-Molecules with no -5 Curves			
Link	After Blowdown	Blowdowns Induced	Adjacent to
¹ 1322	$\{\}$		
Noble 1-Molecules with no -5 Curves			
2...21, $n_2 > 10$			
Noble 0-Molecules with no -5 Curves			
Link	After Blowdown	Blowdowns Induced	Adjacent to
² 2313	² 222		
² 23132	² 2222		
² 231322	² 22222		
² 222...	² 222...		
² 22222	² 22222		
² 222222	² 222222		
² 2222222	² 2222222		
23132	2222		
223132	22222		
3132	222		
2132	$\{\}$		
3123	$\{\}$		
2231322	222222		
31322	2222		
21322	$\{\}$		

Link	After Blowdown	Blowdowns Induced	Adjacent to
313	22		
23213	$\{\}$		
213	$\{\}$		
2...2	2...2		

Interior Links with one -5 Curve			
Link	After Blowdown	Blowdowns Induced	Adjacent to
1315131	$\{\}$	(-3,-3)	$(D, E_6), (E_6, E_6)$
12315131	$\{\}$	(-4,-3)	$(E_6, D), (E_6, E_6), (E_7, D), (E_7, E_6)$
123151321	$\{\}$	(-4,-4)	$(E_6, E_6), (E_7, E_6), (E_7, E_7)$
122315131	$\{\}$	(-5,-3)	$(E_6, E_6), (E_7, E_6), (E_8, E_6)$
1223151321	$\{\}$	(-5,-4)	$(E_6, E_6), (E_7, E_6), (E_6, E_7), (E_7, E_7)$ $(E_8, E_6), (E_7, E_7), (E_8, E_7)$
12231513221	$\{\}$	(-5,-5)	$(E_6, E_6), (E_6, E_7), (E_7, E_7), (E_6, E_8)$ $(E_7, E_7), (E_7, E_8), (E_8, E_8)$
Alkali 3-Links with one -5 Curve			
Link	After Blowdown	Blowdowns Induced	Adjacent to
$\overset{1}{1}5131$	$\{\}$	-3	D, E_6
$\overset{1}{1}51321$	$\{\}$	-4	E_6, E_7
$\overset{1}{1}513221$	$\{\}$	-5	E_6, E_7, E_8
Alkali 2-Links with one -5 Curve			
Link	After Blowdown	Blowdowns Induced	Adjacent to
$\overset{1}{3}15131$	$\{\}$	-4	E_6
$\overset{1}{3}151321$	$\{\}$	-5	E_6, E_7
$\overset{1}{3}1513221$	$\{\}$	-6	E_7, E_8
$\overset{1}{2}3151321$	$\{\}$	-6	E_7
$\overset{1}{2}31513221$	$\{\}$	-7	E_7, E_8
$\overset{1}{2}231513221$	$\{\}$	-8	E_8
$\overset{1}{2}315131$	$\{\}$	-5	E_6
$\overset{1}{2}23151321$	$\{\}$	-7	E_7
1513221	2	-4	E_6, E_7, E_8
151321	2	-3	SO, E_6, E_7
1512321	$\{\}$	-4	E_6, E_7
Alkali 1-Links with one -5 Curve			
Link	After Blowdown	Blowdowns Induced	Adjacent to

Link	After Blowdown	Blowdowns Induced	Adjacent to
513221	3	-4	E_6, E_7, E_8
321513221	$\{\}$	-6	E_7, E_8
231513221	222	-4	E_6, E_7, E_8
2231513221	2222	-4	E_6, E_7, E_8
31513221	22	-4	E_6, E_7, E_8
2321513221	$\{\}$	-7	E_7, E_8
51321	3	-3	D, E_6, E_7
512321	2	-3	D, E_6, E_7
32151321	$\{\}$	-5	E_6, E_7
23151321	222	-3	D, E_6, E_7
223151321	2222	-3	D, E_6, E_7
3151321	22	-3	D, E_6, E_7
232151321	$\{\}$	-6	E_7
231512321	$\{\}$	-6	E_7
2231512321	$\{\}$	-7	E_7
31512321	$\{\}$	-5	E_6, E_7
5131	3	-2	D, E_6
3215131	$\{\}$	-4	E_6
2315131	222	-2	D, E_6
22315131	2222	-2	D, E_6
315131	22	-2	D, E_6
23215131	$\{\}$	-5	E_6
51231	2	-2	D
151231	$\{\}$	-3	D
512231	$\{\}$	-3	D
215131	$\{\}$	-3	D, E_6
2151321	$\{\}$	-4	E_6, E_7
21513221	$\{\}$	-5	E_6, E_7, E_8
Noble 4-Molecules with one -5 Curve			
$\begin{smallmatrix} 1 \\ 151 \\ 1 \end{smallmatrix}$	$\{\}$		
Noble 3-Molecules with one -5 Curve			
$\begin{smallmatrix} 1 \\ 1513 \\ 1 \end{smallmatrix}$	$\{\}$		
$\begin{smallmatrix} 1 \\ 15132 \\ 1 \end{smallmatrix}$	$\{\}$		
$\begin{smallmatrix} 1 \\ 151 \end{smallmatrix}$	2		
Noble 2-Molecules with one -5 Curve			
$\begin{smallmatrix} 1 \\ 15132 \end{smallmatrix}$	$\{\}$		

Link	After Blowdown	Blowdowns Induced	Adjacent to
$\overset{1}{1512}$	$\{\}$		
$\overset{1}{3151}$	22		
$\overset{1}{23151}$	222		
$\overset{1}{223151}$	2222		
$\overset{1}{22315131}$	$\{\}$		
Noble 1-Molecules with one -5 Curve			
Link	After Blowdown	Blowdowns Induced	Adjacent to
$\overset{1}{5132}$	2		
$\overset{1}{315132}$	$\{\}$		
$\overset{1}{2315132}$	$\{\}$		
$\overset{1}{22315132}$	$\{\}$		
$\overset{1}{51322}$	$\{\}$		
$\overset{1}{51232}$	$\{\}$		
$\overset{1}{31512}$	$\{\}$		
$\overset{1}{231512}$	$\{\}$		
$\overset{1}{2231512}$	$\{\}$		
$\overset{1}{31513}$	222		
$\overset{1}{231513}$	2222		
$\overset{1}{2231513}$	22222		
$\overset{1}{2315132}$	22222		
$\overset{1}{22315132}$	222222		
$\overset{1}{223151322}$	2222222		
$\overset{1}{13215132}$	$\{\}$		
$\overset{1}{223151231}$	$\{\}$		
$\overset{1}{3151231}$	$\{\}$		
Noble 0-Molecules with one -5 Curve			
Link	After Blowdown	Blowdowns Induced	Adjacent to
$\overset{3}{\overset{1}{31513}}$	$\overset{2}{222}$		
$\overset{3}{\overset{1}{231513}}$	$\overset{2}{2222}$		
$\overset{3}{\overset{1}{2231513}}$	$\overset{2}{22222}$		

Link	After Blowdown	Blowdowns Induced	Adjacent to
$\overset{3}{1}$ 2315132	$\overset{2}{2}$ 22222		
$\overset{3}{1}$ 22315132	$\overset{2}{2}$ 222222		
3215	23		
2315	224		
32215	22		
22315	2224		
315	24		
23215	223		
215	3		
2215	2		
22215	{ }		
313215	{ }		
231315	{ }		
31315	2		
3215132	2222		
2315132	22322		
22315132	222322		
315132	2322		
23215132	22222		
215132	222		
2215132	{ }		
22315123	22222		
315123	222		
215123	{ }		
223151322	2223222		
3151322	23222		
232151322	222222		
2151322	2222		
22151322	{ }		
31513	232		
2321513	2222		
21513	22		
221513	{ }		
2151232	{ }		
21512	{ }		
31315132	{ }		
313151322	{ }		

Link	After Blowdown	Blowdowns Induced	Adjacent to
3131513	$\{\}$		

Interior Links with two -5 Curves			
Alkali 2-Links with two -5 Curves			
Link	After Blowdown	Blowdowns Induced	Adjacent to
15131513221	$\{\}$	-6	E_7, E_8
1513151321	$\{\}$	-5	E_6, E_7
151315131	$\{\}$	-4	E_6
Alkali 1-Links with two -5 Curves			
Link	After Blowdown	Blowdowns Induced	Adjacent to
51231513221	$\{\}$	-6	E_7, E_8
5131513221	2	-5	E_6, E_7, E_8
2315131513221	$\{\}$	-8	E_8
22315131513221	$\{\}$	-9	E_8
315131513221	$\{\}$	-7	E_7, E_8
5123151321	$\{\}$	-5	E_6, E_7
513151321	2	-4	E_6, E_7
231513151321	$\{\}$	-7	E_7
31513151321	$\{\}$	-6	E_7
512315131	$\{\}$	-4	E_6
51315131	2	-3	D, E_6
3151315131	$\{\}$	-5	E_6
Noble 1-Molecules with two -5 Curves			
Link	After Blowdown	Blowdowns Induced	Adjacent to
2231513151321	$\{\}$		
13151315132	$\{\}$		
131513151322	$\{\}$		
Noble 0-Molecules with two -5 Curves			
Link	After Blowdown	Blowdowns Induced	Adjacent to
513215	32		
5132215	2		
51315	33		
5123215	22		
231513215	2222		
2231513215	22222		
31513215	222		
21513215	$\{\}$		
31512315	$\{\}$		

Link	After Blowdown	Blowdowns Induced	Adjacent to
2315132215	{}		
22315132215	{}		
315132215	{}		
32151315	{}		
23151315	2223		
223151315	22223		
3151315	223		
2151315	2		
23151315132	222222		
223151315132	2222222		
3151315132	22222		
2151315132	{}		
2231513151322	22222222		
31513151322	222222		
21513151322	{}		
315131513	2222		
215131513	{}		

Interior Links with three -5 Curves			
Alkali Links with three -5 Curves			
Noble 0-Molecules with three -5 Curves			
Link	After Blowdown	Blowdowns Induced	Adjacent to
5131513215	{}		
513151315	22		

E Some F-theory Considerations

E.1 Localized vs. Non-Local Matter

In F-theory constructions, matter in the adjoint representation of the gauge algebra is not localized, but is rather spread over the curve in the base [73]. There is one other circumstance when matter is not localized: in cases that there is monodromy on the Kodaira fiber, there can be a second representation with non-localized matter.

This issue was considered in [39, 74, 34], and various formulas specifying matter were clarified and finalized in [34]. However, there is one subtlety which [34] overlooked: there can be representations which are partly composed of localized matter and partly composed of non-local matter. We briefly explain how to supplement [34] in order to take this subtlety into account.

For gauge algebras \mathfrak{g} with non-simply-laced Dynkin diagrams, the F-theory realization is on a divisor Σ on the base which has a branched cover $\tilde{\Sigma} \rightarrow \Sigma$ given by the monodromy representation on the Kodaira fiber. Correspondingly, there is a larger algebra $\tilde{\mathfrak{g}}$ with a symmetry τ such that \mathfrak{g} is the part of $\tilde{\mathfrak{g}}$ invariant under τ . The adjoint of $\tilde{\mathfrak{g}}$ decomposes into the adjoint of \mathfrak{g} plus another representation ρ .

In this subsection, we will take $\tilde{\Sigma} \rightarrow \Sigma$ to have degree 2. (This excludes the case of \mathfrak{g}_2 , which we will treat in another subsection.) Then the genus \tilde{g} of $\tilde{\Sigma}$ satisfies the formula

$$\tilde{g} - g = (g - 1) + \frac{1}{2}b$$

where g is the genus of Σ . Since the nonlocalized matter consists of $(g - 1)$ copies of the adjoint plus $\tilde{g} - g$ copies of ρ , we can describe the matter as consisting of $(g - 1)$ copies of the adjoint of $\tilde{\mathfrak{g}}$ together with $\frac{1}{2}b$ copies of ρ .

However, the branch points may also carry additional copies of ρ , which should be viewed as localized at those points. In addition, there may be copies of ρ localized at other points of Σ . (Neither of those points was made clear in [34].) For Kodaira types *III* and I_{2n+1} with monodromy there is additional matter localized at the branch points. In the former case, Table 9 of [34] indicates that there should be three half-fundamentals¹⁷ at each branch point, but two of those are associated with non-localized matter (as indicated in the ρ_α column of that Table). Thus, each branch point is associated to a localized half-fundamental in addition to the non-localized matter.

In the case of I_{2n+1} , Table 9 of [34] omits one piece of information which was present in Table 2 of [39]: the residual discriminant vanishes to order (at least) 3 rather than to order 1 at each of the branch points. In the language of [34], the points of $\text{div}(\beta_\Sigma)$ are all contained in the cycle $\text{div}(\gamma_\Sigma)$, and the corresponding line of Table 9 could have been written

¹⁷These are half-fundamentals because a branch point is a zero in the cycle β_Σ , whereas the representations listed in Table 9 are associated to the cycle $\frac{1}{2}\beta_\Sigma$.

Type	Algebra	ρ_α	$\rho_{\sqrt{\beta}}$	$\rho_{\gamma/\beta}$
$I_{2n+1}, n \geq 1$	$\mathfrak{sp}(n)$	$\text{adj} + \Lambda_{\text{irr}}^2 + 2 \cdot \text{fund}$	$\Lambda_{\text{irr}}^2 + 3 \cdot \text{fund}$	fund

(note the change in the heading of the final column). When expressed in these terms, it is clear that we have a localized half-fundamental associated to each branch point (in addition to non-localized matter) in this case as well. In this case, we also have *additional* fundamentals in the spectrum, localized at points of $\text{div}(\gamma) - \text{div}(\beta) = (6L - (2n + 1)\Sigma)|_\Sigma$, in the language of Table 8 of [34].

It is important to analyze the geometry carefully in examples rather than blindly following the formulas. For example, for Kodaira type *IV* with monodromy on a curve Σ with $\Sigma^2 = -2$, there are generally 4 branch points and one expects non-localized matter since $\tilde{g} - g = 1$. However, there are special cases in which three of the four branch coincide. The branch divisor is still odd, and there is still a double cover, but in this case $\tilde{g} = g = 0$. The “missing” matter is now localized at the point of high multiplicity. (This happens in particular in the 223 cluster, in which the curve of Kodaira type *IV* has one half-fundamentals localized at one intersection point, and seven half-fundamentals localized at the other point.)

E.2 Unpaired tensors

We wish to use F-theory to study the unpaired tensors corresponding to curves Σ of self-intersection -2 . Along any curve Σ in the base, there is a “generic Kodaira type” specifying how the fiber in the elliptic fibration appears over the generic point of Σ . If that Kodaira type is anything other than I_0 , I_1 , or II , there is a gauge algebra associated to Σ ; thus, we can restrict our attention to those three cases.

Our first claim is that if Σ meets another curve C which itself has an associated gauge algebra, then that gauge algebra must be $\mathfrak{su}(2)$. This follows by considering how the residual discriminant of Σ meets Σ . Recall that if the discriminant vanishes to order m along Σ , then $(-12K_B - m\Sigma) \cdot \Sigma = 2m$ since $\Sigma^2 = -2$ and $K_B \cdot \Sigma = 0$. Since $0 \leq m \leq 2$, the discriminant can have multiplicity at most 4 along the curve C . Moreover, when $m \leq 1$ the discriminant can have multiplicity at most 2 and in that case, the only option for a C with a gauge symmetry is I_2 which has gauge algebra $\mathfrak{su}(2)$. In that case, the intersection point contributes a fundamental representation of $\mathfrak{su}(2)$ to the overall matter representation.

To settle the issue for Σ of type *II* we need a computation. In the course of making the computation, we will also analyze the intersection point whenever C *does* have an associated gauge symmetry.

1. Σ could meet a curve C of Kodaira type I_m , $m \leq 4$. If $2 \leq m \leq 4$, then (using [75]), the equation can be put into the form

$$y^2 = x^3 + tux^2 + tz^k vx^2 + tz^{2k} w,$$

when $m = 2k$, and

$$y^2 = x^3 + \frac{1}{4}t\mu\sigma^2x^2 + \left(\frac{1}{2}tz\mu\sigma\tau + tz^2\tilde{v}\right)x + \frac{1}{4}tz^2\mu\tau^2 + tz^3\tilde{w}$$

when $m = 3$, where $\Sigma = \{t = 0\}$ and the gauge divisor C is $\{z = 0\}$. In the first case, the Weierstrass coefficients are

$$f = -\frac{1}{3}t^2u^2 + tz^kv, \quad g = \frac{2}{27}t^3u^3 - \frac{1}{3}t^2z^kuv + tz^{2k}w,$$

and the discriminant is

$$\Delta = 4f^3 + 27g^2 = t^2z^{2k} \left(4t^2u^3w - t^2u^2v^2 - 18tz^kuvw + 4tz^kv^3 + 27z^{2k}w^2 \right).$$

The first thing to observe is that along $\Sigma = \{t = 0\}$, the intersection number of the residual discriminant with Σ is $4k$ due to the monomial $z^{2k}z^{2k}$ multiplying $27w^2$. Since that intersection number is bounded by 4, it is not possible to have $k = 2$. So we assume that $k = 1$.

It also follows that $f|_{z=0}$ has a zero of order 2 at $t = 0$, $g|_{z=0}$ has a zero of order 3, and $(\Delta/z^2)|_{z=0}$ has a zero of order 4 at $t = 0$. Using Table 7 of [34], we see that ' $\beta_{z=0}$ ' has a zero of order 1 at $t = 0$, while ' $\gamma_{z=0}$ ' has a zero of order 2 (since ' $\delta_{z=0}$ ' has a zero of order 4). It then follows from [34] (particularly Table 9) that the matter consists of two fundamentals of $\mathfrak{su}(2)$. Moreover, since the residual discriminant has intersection number 4 with Σ , this is the only intersection point.

In the case $m = 3$, the Weierstrass coefficients are

$$f = -\frac{1}{48}t^2\mu^2\sigma^4 + \frac{1}{2}tz\mu\sigma\tau + tz^2\tilde{v}$$

$$g = \frac{1}{864}t^3\mu^3\sigma^6 - \frac{1}{24}t^2z\mu^2\sigma^3\tau - \frac{1}{12}t^2z^2\mu\sigma^2\tilde{v} + \frac{1}{4}tz^2\mu\tau^2 + tz^3\tilde{w}$$

and the discriminant is

$$\Delta = \frac{1}{16}t^3z^3\mu^3\sigma^3(t\sigma^3w - t\sigma^2\tau v - \tau^3) + O(z^4)$$

(using formula (4.10) from [75]). Again, $f|_{z=0}$ has a zero of order 2 at $t = 0$, and $g|_{z=0}$ has a zero of order 3, but this time $(\Delta/z^3)|_{z=0}$ has a zero of order 3 at $t = 0$. Using Table 7 of [34], we see that ' $\beta_{z=0}$ ' has a zero of order 1 at $t = 0$ (which implies that the gauge algebra is $\mathfrak{sp}(1)$ rather than $\mathfrak{su}(3)$), while ' $\gamma_{z=0}$ ' has a zero of order 1 (since ' $\delta_{z=0}$ ' has a zero of order 3). The analysis in Section E.1 now shows that the localized matter consists of a half-fundamental of $\mathfrak{sp}(1)$.

2. Σ could meet a curve C of Kodaira type *IV*. The equation takes the form

$$y^2 = x^3 + tz^2\varphi x + tz^2\gamma$$

with discriminant

$$\Delta = t^2 z^4 (4tz^2\varphi^3 + 27\gamma^2).$$

From this, we can see that the residual discriminant $(\Delta/t^2)|_{t=0}$ has a zero of order 4 at $t = 0$, which implies that this is the unique intersection point with Σ .

The gauge algebra associated to C is determined by $(g/z^2)|_{z=0} = t\gamma|_{z=0}$ which has a zero of order 1 at $t = 0$. (The order cannot be higher because this is the unique intersection point.) This implies that the gauge algebra is $\mathfrak{su}(2)$, since the order is odd. As shown in Section E.1, there is a half-fundamental associated to this intersection point.

3. Σ could meet a curve of Kodaira type *III*. The equation takes the form

$$y^2 = x^3 + tz\varphi x + tz^2\gamma$$

with discriminant

$$\Delta = t^2 z^3 (4t\varphi^3 + 27z\gamma^2).$$

In this case, there is a third component of the discriminant passing through $z = t = 0$, and the residual discriminant $(\Delta/t^2)|_{t=0}$ again has a zero of order 4 at $z = 0$, making this the unique intersection point with Σ .

The matter is determined by $(f/z)|_{z=0} = t\varphi|_{z=0}$ which has a zero of order 1 at $t = 0$. This implies that there are two $\mathfrak{su}(2)$ fundamentals in the matter representation associated to this intersection point.

We formulate our conclusions by counting the total number of hypermultiplets transforming under the gauge symmetry, since these are the ones which become free in \mathcal{T}_Σ . The conclusion is that when Σ has Kodaira type *II*, there are either 1 or 4 hypermultiplets (corresponding to a half-fundamental or two fundamental representations), whereas when Σ has Kodaira type *I*₁, there are 2 hypermultiplets (corresponding to a single fundamental representation). The case of Kodaira type *I*₀ has no gauge symmetry and no associated matter.

E.3 Gauge algebras for Kodaira fiber type I_0^*

The most delicate question to answer for an F-theory model involving a divisor Σ with Kodaira type I_0^* is: what is the gauge algebra associated to that divisor? The criterion is clear in terms of the Weierstrass equation

$$y^2 = x^3 + t^2\varphi x + t^3\gamma :$$

one must ask whether the auxiliary cubic (in an auxiliary variable ψ)

$$\psi^3 + \varphi|_{t=0}\psi + \gamma|_{t=0}$$

has one, two, or three irreducible factors (which correspond to gauge algebra \mathfrak{g}_2 , $\mathfrak{so}(7)$, and $\mathfrak{so}(8)$, respectively). However, determining whether a given cubic factors or not is quite difficult, and algorithms are not known.

The question can sometimes be answered by means of some necessary conditions. If the cubic factors completely, so that the gauge algebra is $\mathfrak{so}(8)$, then the reduced discriminant must factor as

$$(\Delta/t^6)|_{t=0} = A^2 B^2 C^2, \quad (\text{E.1})$$

and in particular it must be a square. In this case, the points in $A = 0$, $B = 0$, and $C = 0$ represent matter in the vector and the two spinor representations. However, the factorization of the reduced discriminant (E.1) is not sufficient for the auxiliary cubic to factor.

Similarly, if the cubic factors in a linear factor and a quadratic factor, then the reduced discriminant must factor as

$$(\Delta/t^6)|_{t=0} = A^2 B, \quad (\text{E.2})$$

and B cannot be a square. In this case, $B = 0$ gives branch points for a double cover, and the vector representation is non-localized and determined by that cover. The points in $A = 0$ represent localized matter in the spinor representation.

These necessary conditions, in combination with other standard F-theory restrictions, can sometimes directly be used to rule out enhancements of the gauge algebra beyond \mathfrak{g}_2 (or beyond $\mathfrak{so}(7)$). But in other cases, we must perform a more extensive analysis. In particular:

1. Suppose that the curve $\Sigma = \{t = 0\}$ has Kodaira type I_0^* and that it meets another curve $C = \{z = 0\}$ of Kodaira type IV . Then we can write $\varphi|_{t=0} = z^2 \bar{\varphi}$ and $\gamma|_{t=0} = z^2 \bar{\gamma}$. Suppose the auxiliary cubic factors as $(\psi - \alpha)(\psi^2 + \alpha\psi + \beta)$ (which will be true for either gauge algebra $\mathfrak{so}(7)$ or gauge algebra $\mathfrak{so}(8)$). Then we can write

$$\begin{aligned} z^2 \bar{\varphi} &= \beta - \alpha^2 \\ z^2 \bar{\gamma} &= -\alpha\beta. \end{aligned}$$

It follows that z^2 divides $\alpha(\beta - \alpha^2) - \alpha\beta = -\alpha^3$ so that z divides α . Then, z^2 divides $(\beta - \alpha^2) + \alpha^2 = \beta$ which implies that z^3 divides $-\alpha\beta$. Choosing $\tilde{\alpha}$ and $\tilde{\beta}$ in a neighborhood of Σ which restrict to α/z and β/z^2 on Σ , we find that the Weierstrass equation can be written in the form

$$y^2 = x^3 + ((\tilde{\beta} - \tilde{\alpha}^2)z^2 t^2 + \varphi' z^2 t^3)x + (-\tilde{\alpha}\tilde{\beta}z^3 t^3 + \gamma' z^2 t^4).$$

Thus we see that the Weierstrass coefficients have multiplicity 4 and 6 at $z = t = 0$, which means that there are already tensionless strings in this model, i.e., it is not in

the tensor branch of the theory, contrary to assumption.

The conclusion is that in this case, the gauge symmetry can only be \mathfrak{g}_2 . This applies in particular to the 223 non-Higgsable cluster.

2. Suppose instead that the curve $\Sigma = \{t = 0\}$ of Kodaira type I_0^* meets $C = \{z = 0\}$ of Kodaira type III . This time, we can write $\varphi|_{t=0} = z\bar{\varphi}$ and $\gamma|_{t=0} = z^2\bar{\gamma}$. Suppose the auxiliary cubic factors completely into linear factors as $(\psi - \sigma)(\psi - \tau)(\psi + \sigma + \tau)$ (which will be true for gauge algebra $\mathfrak{so}(8)$). Then we can write

$$\begin{aligned} z\bar{\varphi} &= -\sigma^2 - \sigma\tau - \tau^2 \\ z^2\bar{\gamma} &= \sigma\tau(\sigma + \tau). \end{aligned}$$

It follows that z divides $\sigma(-\sigma^2 - \sigma\tau - \tau^2) + \sigma\tau(\sigma + \tau) = -\sigma^3$ so that z divides σ , and also that z divides $\tau(-\sigma^2 - \sigma\tau - \tau^2) + \sigma\tau(\sigma + \tau) = -\tau^3$ so that z divides τ . Choosing $\tilde{\sigma}$ and $\tilde{\tau}$ in a neighborhood of Σ which restrict to σ/z and τ/z on Σ , we find that the Weierstrass equation can be written in the form

$$y^2 = x^3 + ((-\tilde{\sigma}^2 - \tilde{\sigma}\tilde{\tau} - \tilde{\tau}^2)z^3t^2 + \varphi'z^2t^3)x + (\tilde{\sigma}\tilde{\tau}(\tilde{\sigma} + \tilde{\tau}z^3t^3 + \gamma'z^2t^4)).$$

Thus we again see that the Weierstrass coefficients have multiplicity 4 and 6 at $z = t = 0$, which means that there are already tensionless strings in this model, i.e., it is not in the tensor branch of the theory, contrary to assumption.

The conclusion is that in this case, the gauge symmetry cannot be $\mathfrak{so}(8)$. This applies in particular to the 23 non-Higgsable cluster.

E.4 \mathfrak{sp}_n fibers and enhancement of \mathfrak{g}_2 factors

It was pointed out in [21] that the mixed representation of the $\mathfrak{g}_2 \oplus \mathfrak{su}_2$ gauge algebra may at times enhance from $\frac{1}{2}(\mathbf{7}, \mathbf{2})$ to $\frac{1}{2}(\mathbf{7}+\mathbf{1}, \mathbf{2})$. In fact, this enhancement depends on the fiber type of the curve carrying the \mathfrak{su}_2 factor. If the \mathfrak{su}_2 is associated with a (non-split) fiber of type I_3^{ns} or IV , then the representation of \mathfrak{g}_2 will be 7-dimensional. If the fiber is of type I_2 or III , then it will be 8-dimensional.

An important example of this involves the 322 NHC, which has fiber types I_0^{*ns} , IV^{ns} , II , respectively. There is a half-fundamental of \mathfrak{su}_2 localized between the two -2 curves, so there are only 7 half-fundamentals left living on the middle -2 curve. For this configuration to respect anomaly considerations, therefore, the mixed representation of $\mathfrak{g}_2 \oplus \mathfrak{su}_2$ must be $\frac{1}{2}(\mathbf{7}, \mathbf{2})$. Since the middle -2 curve has fiber type IV^{ns} , this is indeed the case. On the other hand, the 32 NHC has fiber types I_0^* , III respectively. Here, the mixed representation of $\mathfrak{g}_2 \oplus \mathfrak{su}_2$ is $\frac{1}{2}(\mathbf{7}+\mathbf{1}, \mathbf{2})$.

More generally, a -1 curve carrying gauge algebra \mathfrak{sp}_n will have global symmetry $SO(4n+16)$, corresponding to the $4n+16$ half-fundamentals needed for anomaly cancellation. How-

ever, if the -1 curve intersects other compact curves, this symmetry may be broken to a subgroup. For instance, if a -1 curve carrying gauge algebra \mathfrak{sp}_1 touches two -4 curves with gauge group \mathfrak{so}_{10} , then the $SO(20)$ flavor symmetry will be broken and gauged to $SO(10) \times SO(10)$. In general, a non-split fiber of type I_k and a non-split fiber of type I_{2k+1} will both give rise to a \mathfrak{sp}_k gauge algebra. However, if the flavor symmetry on the -1 curve is broken to factors $G_1 \times G_2 \times \dots$ and associated representations $(r_{G_1}, r_{G_2}, \dots)$ with any r_{G_i} odd-dimensional, then the fiber type must be I_{2k+1}^{ns} .

As a result, we note that the configuration

$$\begin{array}{cccc} \mathfrak{g}_2 & \mathfrak{sp}_1 & \mathfrak{so}_{13} & \\ 3 & 1 & 4 & \dots \end{array}$$

is acceptable. The fiber type of the -1 curve must be I_3^{ns} due to the \mathfrak{so}_{13} factor, and so the mixed representation of $\mathfrak{g}_2 \oplus \mathfrak{su}_2$ is $\frac{1}{2}(\mathbf{7}, \mathbf{2})$. This requires 20 half-fundamentals of \mathfrak{sp}_1 to transform in mixed representations, which is indeed the amount required by anomaly considerations.

As another example, we may consider the configuration

$$\begin{array}{cccc} II & \mathfrak{sp}_1 & \mathfrak{so}_{10} & \\ 2 & 1 & 4 & \dots \end{array}$$

Here, there are two possibilities for the fiber of the -1 curve: I_2^{ns} or I_3^{ns} . In the former case, there will be two full hypers of \mathfrak{sp}_1 localized on the intersection with the -2 curve, and there will be an $SO(6)$ flavor symmetry under which the 6 half-fundamentals leftover on the -1 curve transform. On the other hand, if the fiber type is I_3^{ns} , then there will be a half-fundamental localized at the intersection with the -2 curve, and the leftover flavor symmetry of the -1 curve will be $SO(9)$.

E.5 Some examples

Many examples of enhancements of A-D-E graphs can be constructed by using a variant of Schoen's construction of a fiber product of rational elliptic surfaces with section [76, 77]. Using this construction, one can produce F-theory examples with certain enhanced gauge symmetries over an affine Dynkin diagram: further details are given in [78]. Since each affine Dynkin diagram contains A-D-E graphs, restricting any of these examples to an A-D-E graph will give a contractible configuration with the specified enhanced gauge symmetry.

The examples which can be built by the methods of [76–78] are:

Affine diagram	Kodaira type on mult. 1	Kodaira type on mult. 2	Kodaira type on mult. $k \geq 3$
\widehat{A}_m	$I_n, n \geq 2$		
\widehat{A}_m	III		
\widehat{A}_m	IV^s		
\widehat{D}_m	$I_n, n \geq 2$	I_{2n}	
\widehat{D}_m	II	IV	
\widehat{D}_m	III	I_0^*	
\widehat{E}_6	$I_n, n \geq 2$	I_{2n}	I_{kn}
\widehat{E}_6	II	IV	I_0^*
\widehat{E}_7	$I_n, n \geq 2$	I_{2n}	I_{kn}
\widehat{E}_8	$I_n, n \geq 2$	I_{2n}	I_{kn}

Note:

- All of the I_n fibers which occur here are split, and correspond to gauge algebra $\mathfrak{su}(n)$.
- In the case of \widehat{D}_m with fibers of type II and IV , the type IV curves which meet type II curves are non-split, with gauge algebra $\mathfrak{su}(2)$, while the type IV curves in the middle of the chain (which meet no type II curves) are split, with gauge algebra $\mathfrak{su}(3)$.
- In the case of \widehat{E}_6 with fibers of type II , IV , and I_0^* , the type IV fibers are non-split, with gauge algebra $\mathfrak{su}(2)$, while the type I_0^* fiber is split with gauge algebra $\mathfrak{so}(8)$. Note that the $\mathfrak{so}(8)$ matter consists of two vectors, two spinors of one chirality, and two spinors of the other chirality, appearing as three different $(2, 8)$ pairs, one corresponding to each intersection point.

References

- [1] W. Nahm, “Supersymmetries and their Representations,” *Nucl. Phys.* **B135** (1978) 149.
- [2] E. Witten, “String theory dynamics in various dimensions,” *Nucl. Phys.* **B443** (1995) 85–126, [arXiv:hep-th/9503124](#).
- [3] E. Witten, “Some comments on string dynamics,” [arXiv:hep-th/9507121](#).
- [4] A. Strominger, “Open P-Branes,” *Phys. Lett.* **B383** (1996) 44–47, [arXiv:hep-th/9512059](#).
- [5] E. Witten, “Small Instantons in String Theory,” *Nucl. Phys.* **B460** (1996) 541–559, [arXiv:hep-th/9511030](#).
- [6] O. J. Ganor and A. Hanany, “Small E_8 instantons and Tensionless Non Critical Strings,” *Nucl. Phys.* **B474** (1996) 122–140, [arXiv:hep-th/9602120](#).
- [7] D. R. Morrison and C. Vafa, “Compactifications of F-Theory on Calabi–Yau Threefolds – II,” *Nucl. Phys.* **B476** (1996) 437–469, [arXiv:hep-th/9603161](#).
- [8] N. Seiberg and E. Witten, “Comments on String Dynamics in Six Dimensions,” *Nucl. Phys.* **B471** (1996) 121–134, [arXiv:hep-th/9603003](#).
- [9] N. Seiberg, “Non-trivial fixed points of the renormalization group in six dimensions,” *Phys. Lett. B* **390** (1997) 169–171, [arXiv:hep-th/9609161](#).
- [10] M. Bershadsky and A. Johansen, “Colliding singularities in F-theory and phase transitions,” *Nucl. Phys.* **B489** (1997) 122–138, [arXiv:hep-th/9610111](#).
- [11] I. Brunner and A. Karch, “Branes at orbifolds versus Hanany Witten in six-dimensions,” *JHEP* **9803** (1998) 003, [arXiv:hep-th/9712143](#).
- [12] J. D. Blum and K. A. Intriligator, “Consistency conditions for branes at orbifold singularities,” *Nucl. Phys. B* **506** (1997) 223–235, [arXiv:hep-th/9705030](#).
- [13] P. S. Aspinwall and D. R. Morrison, “Point-like instantons on K3 orbifolds,” *Nucl. Phys.* **B503** (1997) 533–564, [arXiv:hep-th/9705104](#).
- [14] K. A. Intriligator, “New string theories in six-dimensions via branes at orbifold singularities,” *Adv. Theor. Math. Phys.* **1** (1998) 271–282, [arXiv:hep-th/9708117](#).
- [15] A. Hanany and A. Zaffaroni, “Branes and six-dimensional supersymmetric theories,” *Nucl. Phys.* **B529** (1998) 180–206, [arXiv:hep-th/9712145](#).

- [16] V. Kumar and W. Taylor, “String Universality in Six Dimensions,” *Adv.Theor.Math.Phys.* **15** (2011) 325–354, [arXiv:0906.0987 \[hep-th\]](#).
- [17] V. Kumar and W. Taylor, “A bound on 6D N=1 supergravities,” *JHEP* **12** (2009) 050, [arXiv:0910.1586 \[hep-th\]](#).
- [18] V. Kumar, D. R. Morrison, and W. Taylor, “Mapping 6D N = 1 supergravities to F-theory,” *JHEP* **02** (2010) 099, [arXiv:0911.3393 \[hep-th\]](#).
- [19] V. Kumar, D. R. Morrison, and W. Taylor, “Global aspects of the space of 6D N = 1 supergravities,” *JHEP* **1011** (2010) 118, [arXiv:1008.1062 \[hep-th\]](#).
- [20] J. J. Heckman, D. R. Morrison, and C. Vafa, “On the Classification of 6D SCFTs and Generalized ADE Orbifolds,” *JHEP* **1405** (2014) 028, [arXiv:1312.5746 \[hep-th\]](#).
- [21] D. R. Morrison and W. Taylor, “Classifying bases for 6D F-theory models,” *Centr. Eur. J. Phys.* **10** (2012) 1072–1088, [arXiv:1201.1943 \[hep-th\]](#).
- [22] M. Del Zotto, J. J. Heckman, A. Tomasiello, and C. Vafa, “6d Conformal Matter,” *JHEP* **1502** (2015) 054, [arXiv:1407.6359 \[hep-th\]](#).
- [23] J. J. Heckman, “More on the Matter of 6D SCFTs,” [arXiv:1408.0006 \[hep-th\]](#).
- [24] D. Gaiotto and A. Tomasiello, “Holography for (1,0) theories in six dimensions,” [arXiv:1404.0711 \[hep-th\]](#).
- [25] D. D. Frey, “Conjugacy of Alt_5 and $SL(2, 5)$ -subgroups of $E_8(\mathbb{C})$,” *Mem. Amer. Math. Soc.* **634** (1998) 133.
- [26] W. Taylor, “TASI Lectures on Supergravity and String Vacua in Various Dimensions,” [arXiv:1104.2051 \[hep-th\]](#).
- [27] M. Del Zotto, J. J. Heckman, D. R. Morrison, and D. S. Park, “6D SCFTs and Gravity,” [arXiv:1412.6526 \[hep-th\]](#).
- [28] M. B. Green, J. H. Schwarz, and P. C. West, “Anomaly Free Chiral Theories in Six-Dimensions,” *Nucl.Phys.* **B254** (1985) 327–348.
- [29] H. Nishino and J. Gates, S. James, “Dual Versions of Higher Dimensional Supergravities and Anomaly Cancellations in Lower Dimensions,” *Nucl.Phys.* **B268** (1986) 532.
- [30] A. Sagnotti, “A Note on the Green-Schwarz mechanism in open string theories,” *Phys.Lett.* **B294** (1992) 196–203, [arXiv:hep-th/9210127](#).
- [31] J. H. Schwarz, “Anomaly-Free Supersymmetric Models in Six Dimensions,” *Phys.Lett.* **B371** (1996) 223–230, [arXiv:hep-th/9512053](#).

- [32] V. Sadov, “Generalized Green-Schwarz mechanism in F theory,” *Phys.Lett.* **B388** (1996) 45–50, [arXiv:hep-th/9606008](#).
- [33] M. Bershadsky and C. Vafa, “Global anomalies and geometric engineering of critical theories in six-dimensions,” [arXiv:hep-th/9703167](#).
- [34] A. Grassi and D. R. Morrison, “Anomalies and the Euler characteristic of elliptic Calabi-Yau threefolds,” *Commun. Num. Theor. Phys.* **6** (2012) 51–127, [arXiv:1109.0042](#).
- [35] D. S. Park, “Anomaly Equations and Intersection Theory,” *JHEP* **1201** (2012) 093, [arXiv:1111.2351 \[hep-th\]](#).
- [36] E. Witten, “An $SU(2)$ Anomaly,” *Phys.Lett.* **B117** (1982) 324–328.
- [37] A. Grassi, “On minimal models of elliptic threefolds,” *Math. Ann.* **290** (1991) 287–301.
- [38] S. H. Katz and C. Vafa, “Matter from geometry,” *Nucl. Phys.* **B497** (1997) 146–154, [arXiv:hep-th/9606086](#).
- [39] M. Bershadsky, K. Intriligator, S. Kachru, D. Morrison, V. Sadov, and C. Vafa, “Geometric singularities and enhanced gauge symmetries,” *Nucl. Phys.* **B481** (1996) 215–252, [arXiv:hep-th/9605200](#).
- [40] D. Gaiotto, “N=2 dualities,” *JHEP* **1208** (2012) 034, [arXiv:0904.2715 \[hep-th\]](#).
- [41] R. Donagi, S. Katz, and E. Sharpe, “Spectra of D-branes with Higgs vevs,” *Adv. Theor. Math. Phys.* **8** (2005) 813–859, [arXiv:hep-th/0309270](#).
- [42] S. Cecotti, C. Cordova, J. J. Heckman, and C. Vafa, “T-Branes and Monodromy,” *JHEP* **07** (2011) 030, [arXiv:1010.5780 \[hep-th\]](#).
- [43] R. Donagi and M. Wijnholt, “Gluing Branes, I,” *JHEP* **05** (2013) 068, [arXiv:1104.2610 \[hep-th\]](#).
- [44] R. Donagi and M. Wijnholt, “Gluing Branes II: Flavour Physics and String Duality,” *JHEP* **05** (2013) 092, [arXiv:1112.4854 \[hep-th\]](#).
- [45] J. J. Heckman, Y. Tachikawa, C. Vafa, and B. Wecht, “ $\mathcal{N} = 1$ SCFTs from Brane Monodromy,” *JHEP* **11** (2010) 132, [arXiv:1009.0017 \[hep-th\]](#).
- [46] C.-C. Chiou, A. E. Faraggi, R. Tatar, and W. Walters, “T-branes and Yukawa Couplings,” *JHEP* **05** (2011) 023, [arXiv:1101.2455 \[hep-th\]](#).
- [47] J. J. Heckman, C. Vafa, and B. Wecht, “The Conformal Sector of F-theory GUTs,” *JHEP* **07** (2011) 075, [arXiv:1103.3287 \[hep-th\]](#).

- [48] J. J. Heckman and S.-J. Rey, “Baryon and Dark Matter Genesis from Strongly Coupled Strings,” *JHEP* **06** (2011) 120, [arXiv:1102.5346 \[hep-th\]](#).
- [49] J. J. Heckman, P. Kumar, and B. Wecht, “ S and T for SCFTs,” *Phys. Rev.* **D88** (2013) 065016, [arXiv:1212.2979 \[hep-th\]](#).
- [50] L. B. Anderson, J. J. Heckman, and S. Katz, “T-Branes and Geometry,” *JHEP* **1405** (2014) 080, [arXiv:1310.1931 \[hep-th\]](#).
- [51] A. Collinucci and R. Savelli, “T-branes as branes within branes,” [arXiv:1410.4178 \[hep-th\]](#).
- [52] A. Collinucci and R. Savelli, “F-theory on singular spaces,” [arXiv:1410.4867 \[hep-th\]](#).
- [53] J. J. Heckman, D. R. Morrison, T. Rudelius, and C. Vafa, “Geometry of 6D RG Flows,” [arXiv:1505.00009 \[hep-th\]](#).
- [54] M. R. Gaberdiel and B. Zwiebach, “Exceptional groups from open strings,” *Nucl. Phys.* **B518** (1998) 151–172, [arXiv:hep-th/9709013](#).
- [55] O. DeWolfe, T. Hauer, A. Iqbal, and B. Zwiebach, “Constraints On The BPS Spectrum of $\mathcal{N} = 2$, $D = 4$ Theories With A-D-E Flavor Symmetry,” *Nucl. Phys.* **B534** (1998) 261–274, [arXiv:hep-th/9805220](#).
- [56] O. DeWolfe and B. Zwiebach, “String junctions for arbitrary Lie algebra representations,” *Nucl. Phys.* **B541** (1999) 509–565, [arXiv:hep-th/9804210](#).
- [57] A. Grassi, J. Halverson, and J. L. Shaneson, “Matter From Geometry Without Resolution,” [arXiv:1306.1832 \[hep-th\]](#).
- [58] A. Grassi, J. Halverson, and J. L. Shaneson, “Non-abelian gauge symmetry and the Higgs mechanism in F-theory,” [arXiv:1402.5962 \[hep-th\]](#).
- [59] A. Grassi, J. Halverson, J. Shaneson, and W. Taylor, “Non-Higgsable QCD and the standard model spectrum in F-theory,” [arXiv:1409.8295 \[hep-th\]](#).
- [60] A. Grassi, J. Halverson, and J. L. Shaneson, “Geometry and topology of string junctions,” [arXiv:1410.6817 \[math.AG\]](#).
- [61] M. Bertolini, P. Merks, and D. R. Morrison, “to appear.”.
- [62] C. Beasley, J. J. Heckman, and C. Vafa, “GUTs and Exceptional Branes in F-theory – I,” *JHEP* **01** (2009) 058, [arXiv:0802.3391 \[hep-th\]](#).
- [63] M. R. Douglas, S. H. Katz, and C. Vafa, “Small instantons, Del Pezzo surfaces and type I-prime theory,” *Nucl. Phys.* **B497** (1997) 155–172, [arXiv:hep-th/9609071](#).

- [64] P. Slodowy, *Simple singularities and simple algebraic groups*, vol. 815 of *Lecture Notes in Mathematics*. Springer, Berlin, 1980.
- [65] V. G. Kac, *Infinite-dimensional Lie algebras*, vol. 44 of *Progress in Mathematics*. Birkhäuser Boston Inc., 1983. An introduction.
- [66] A. M. Cohen and R. L. Griess, Jr., “On finite simple subgroups of the complex Lie group of type E_8 ,” in *The Arcata Conference on Representations of Finite Groups (Arcata, Calif., 1986)*, vol. 47 of *Proc. Sympos. Pure Math.*, pp. 367–405. Amer. Math. Soc., 1987.
- [67] B. Haghighat, A. Iqbal, C. Kozcaz, G. Lockhart, and C. Vafa, “M-Strings,” [arXiv:1305.6322 \[hep-th\]](#).
- [68] B. Haghighat, C. Kozcaz, G. Lockhart, and C. Vafa, “On orbifolds of M-Strings,” *Phys. Rev. D* **89** (2014) 046003, [arXiv:1310.1185 \[hep-th\]](#).
- [69] B. Haghighat, A. Klemm, G. Lockhart, and C. Vafa, “Strings of Minimal 6d SCFTs,” [arXiv:1412.3152 \[hep-th\]](#).
- [70] J. Kim, S. Kim, K. Lee, J. Park, and C. Vafa, “Elliptic Genus of E-Strings,” [arXiv:1411.2324 \[hep-th\]](#).
- [71] M. R. Douglas, “Understanding the landscape,” *Proc. of 23rd Solvay Conf. on Physics* (2005) 132–139, [arXiv:hep-th/0602266](#).
- [72] M. R. Douglas, “The String landscape and low energy supersymmetry,” *Strings, Gauge Fields, and the Geometry Behind – The Legacy of Maximilian Kreuzer* (2012) , [arXiv:1204.6626 \[hep-th\]](#).
- [73] E. Witten, “Phase Transitions in M -theory and F -theory,” *Nucl. Phys.* **B471** (1996) 195–216, [arXiv:hep-th/9603150](#).
- [74] P. S. Aspinwall, S. Katz, and D. R. Morrison, “Lie groups, Calabi–Yau threefolds, and F -theory,” *Adv. Theor. Math. Phys.* **4** (2000) 95–126, [arXiv:hep-th/0002012](#).
- [75] S. Katz, D. R. Morrison, S. Schafer-Nameki, and J. Sully, “Tate’s algorithm and F -theory,” *JHEP* **1108** (2011) 094, [arXiv:1106.3854 \[hep-th\]](#).
- [76] C. Schoen, “On fiber products of rational elliptic surfaces with section,” *Math. Z.* **197** (1988) 177–199.
- [77] G. Kapustka and M. Kapustka, “Fiber products of elliptic surfaces with section and associated Kummer fibrations,” *Internat. J. Math.* **20** no. 4, (2009) 401–426, [arXiv:0802.3760 \[math.AG\]](#).
- [78] D. R. Morrison, D. Park, and W. Taylor, “to appear.”.