

The Emergence of Life as a First Order Phase Transition

Cole Mathis

Department of Physics, Arizona State University, Tempe AZ

Tanmoy Bhattacharya

*Sante Fe Institute, Sante Fe, NM and
Los Alamos National Lab, Los Alamos, NM*

Sara Imari Walker

*Beyond Center for Fundamental Concepts in Science and
School of Earth and Space Exploration
Arizona State University, Tempe AZ and
Blue Marble Space Institute of Science, Seattle WA **
(Dated: June 5, 2025)

We demonstrate a phase transition from non-life to life, defined as non-replicating and replicating systems respectively, and characterize some of its dynamical properties. The transition is first order and demonstrates many characteristics one might expect from a newly emergent biosphere. During the phase transition the system experiences an explosive growth in diversity, with restructuring of both the extant replicator population and the environment. The observed dynamics have a natural information-theoretic interpretation, where the probability for the transition to occur depends on the mutual information shared between replicators and environment. Through the transition, the system undergoes a series of symmetry breaking transitions whereby the information content of replicators becomes increasingly distinct from that of their environment. Thus, the replicators that nucleate the transition in the non-life phase are often not those which are ultimately selected in the life phase. We discuss the implications of these results for understanding the emergence of life, and natural selection more broadly.

Usage: Secondary publications and information retrieval purposes.

PACS numbers: May be entered using the `\pacs{#1}` command.

Structure: You may use the `\description` environment to structure your abstract; use the optional argument of the `\item` command to give the category of each item.

PACS numbers: Valid PACS appear here

Keywords: origin of life; phase transition; replicator

Life is a state of matter characterized by a stable pattern of non-equilibrium behavior. Replication, central to maintenance of pattern, is thought to play an important role in driving the transition from non-living to living matter [1, 2]. Numerous studies have therefore focused on the emergence of the first replicators, including the conditions under which replicators are selected. Of note is the transition from “pre-life” to “life” observed by Nowak and collaborators, where pre-life is defined as a generative chemistry in the absence of replication, to be contrasted with life, which replicates and evolves [3–5]. With external tuning of model parameters, a transition is observed where, above a critical rate for replication, replicators are selected [3]. Similar features have been noted by Wu *et al.* [6, 7] and others [8]. While several of these studies have discussed the possibility of a phase transition associated with the emergence of replicators, the underlying physics have yet to be quantified.

Here we demonstrate a phase transition from non-life to life, defined as non-replicating and replicating systems respectively, and characterize some of its dynamical properties. The transition is first order, occurs spontaneously

in the absence of external tuning, and has features different than those described previously. The phase transition has a natural information-theoretic interpretation. The probability for the transition to occur depends on the mutual information shared between replicators and environment. Interestingly, the replicators which nucleate the transition are not necessarily those that are ultimately selected: selection for functionally fit sequences occurs only in the life phase. Both the replicator population and the environment (*i.e.*, the population of monomers and non-replicating polymers) are dynamically restructured during the phase transition. The system undergoes a series of symmetry breaking transitions whereby the information content of replicators becomes increasingly distinct from that of their environment. During the transition, the system experiences an explosive exploration of novel diversity, with a higher diversity after the transition than before. We discuss the implications of these results for understanding the emergence of life. We also discuss the implications of our model for understanding the dynamics of natural selection more broadly, and, in particular, connect the observed dynamics to Eigen’s

hypothesis that natural selection itself is a phase transition [9].

THE MODEL

The environment of early Earth was likely limited in the availability of prebiotic molecular building blocks [10]. Accordingly, we consider a system with a finite pool of monomers that must be recycled through polymer degradation to replenish resources available for polymerization and replication [11–13]. This feature is distinct from previous models studying the emergence of replicators [2, 3, 6], and we find that recycling critically affects the dynamics we observe, consistent with previous suggestions that a finite availability of resources may have been an important factor in driving the origin of life [11, 13–15].

Specifically, we model an abstract prebiotic chemistry consisting of two monomer types denoted by ‘0’ and ‘1’, with polymerization driving the formation of longer sequences by addition of monomers to the end of growing strings. Sequences can cleave into shorter strings (*e.g.*, via hydrolysis), which can occur at any bond within a given sequence with equal probability. This last feature violates detailed balance—we assume that polymer degradation into two smaller polymers is an irreversible process in this model. This assumption is made for computational tractability and does not affect the general conclusions of our model.

Sequences of length $L \geq r$ can self-replicate. In this study, we set $r = 7$. The fitness of replicators is determined by two factors: (1) a trade-off between stability and replicative efficiency and (2) resource availability. The first introduces a static component of the fitness landscape associated with function, while the latter is dynamic and environmentally-dependent. For the former, we model a functional trade-off between stability and replicative efficiency of sequences to capture features of nucleic acid systems believed to play an important role in early evolution—in particular that molecules that fold well (*e.g.*, ribozymes in the RNA world) are typically not good templates and conversely that good templates often do not fold well and are thus less resistant to degradation [16, 17]. The mathematical form this trade-off implemented here is inspired by that of [16], in that we encode both the stability and replicative efficiency of replicators utilizing a sigmoid function:

$$f(n) = 0.5 + \frac{n^2}{2(10 + n^2)}. \quad (1)$$

The stability and replicative efficiency of a sequence x_i with length L is quantified by using $f(\text{zeros}(x_i))$ and $f(\text{ones}(x_i))$, respectively, in the respective process rates in the kinetic Monte Carlo algorithm implementation of our model. Thus, for sequences of a given length $L \geq 7$,

the homogeneous string of ‘1’s is the most stable sequence of that length, the homogeneous string of ‘0’s is the fastest replicator, and sequences with a roughly equal number of ‘0’s and ‘1’s best balance stability with replicative efficiency. Sequences with $L < 7$ do not replicate, so only the stability landscape (determined by the abundance of ‘1’s in a sequence) is relevant for short sequences. Longer sequences contain more ‘1’s and/or ‘0’s and thus functional fitness increases with increasing sequence length (particularly for $L \geq 7$ where replication becomes important); however, the fitness advantage gained from increased length can be less than the cost associated with an increased probability for cleavage, depending on sequence composition and rates. This trade-off between stability and replicative function establishes a static *functional fitness landscape* associated with a polymer’s sequence composition.

In addition to the static fitness value associated with a trade-off between stability and replicative function, replication rates are also *dynamically* determined by the availability of monomers in the environment. The replication rate for sequence x_i is weighted by a factor $\sum_{n_i}^{L-1} y_n y_{n_i+1}$, where y_n is the abundance of the monomer species at position n in sequence x_i for ‘0’ or ‘1’ respectively. This term yields a resource-dependent replication rate that is sequence dependent, similar to that implemented by one of us (SIW) in [14] where analogous dynamics to the phase transition reported herein were observed, although not characterized as such. Thus, in our model the replication rate of a given sequence x_i depends in part on how well its sequence composition matches the relative number of ‘0’ and ‘1’ monomers in the environment. The availability of ‘0’ and ‘1’ monomers, however, changes over time as monomers are consumed through polymerization and replication and generated via polymer degradation. This creates a dynamic and *environmentally dictated fitness landscape* that is a central feature of any resource-constrained dynamics.

Novelty is introduced through the generation of new sequences via polymerization and degradation (replication only functions to copy extant sequences, and thus does not produce any novelty). Since we are interested in the dynamics of replication in this work, and specifically the transition from non-life to life, we do not include the effects of mutation, which plays a more important role in evolution once life has already emerged. As long as mutations also obey the principles of resource constraints, we expect that their primary effect would be to increase the search rate for replicator(s) that match their environment, which, as we discuss below, nucleates the transition.

Simulations were implemented using a kinetic Monte Carlo algorithm [18, 19]. The system was initialized with 500 monomers each of ‘0’ and ‘1’ with no polymers present. It is important to note that since this is a closed system, the initial conditions specify the bulk composi-

tion of the system for all time, which for the simulations presented herein is 50% ‘0’s and 50% ‘1’s. In what follows, the polymerization, degradation, and replication rate constants were set to $k_p = 0.0005$, $k_d = 0.5000$, and $k_r = 0.0050$ respectively for reported results, unless otherwise noted.

RESULTS

Life as a Phase of Matter

Two equilibria are observed: non-life and life. Non-life is dominated by polymerization and life by replication. While the non-life phase here shares features in common with “pre-life” as previously characterized [3], it also has some distinct differences. We therefore use “non-life” rather than “pre-life” as the latter phrase is somewhat teleological and implies that the chemistry is fine-tuned for life to inevitably emerge, which is not the case presented here. The length distribution and the composition of replicators with length $L = 7$, for both the non-life and life phases, are shown in Fig. 1.

In the non-life phase, long sequences are exponentially rare, and the majority of system mass is in monomers and dimers (blue, top panel Fig. 1). The composition of extant polymers of all lengths is dictated by the environment (abiotic monomer abundances). Sequences of all lengths are therefore primarily composed of a roughly equal number of ‘0’s and ‘1’s (data not shown), reflective of abiotic monomer resource availability. In contrast to other models [3, 7, 8], here replicators, *i.e.*, sequences with $L \geq 7$, exist in the non-life phase, albeit at exponentially low abundance. These replicators are not the most functionally fit (*e.g.* homogenous ‘0’ or ‘1’ sequences—corresponding to the fastest replicator and most stable sequence, respectively) but instead are predominately heterogenous with compositions that reflect the environment (blue, bottom panel Fig. 1). Thus, in the non-life phase replicators exist but selection for function cannot overcome the environmental constraints.

In the life phase, the length distribution shifts such that longer sequences become more prevalent (green, top panel Fig. 1). Matter flows directly from the shortest length scale ($L = 1$, monomers) to higher length scales ($L \geq 7$, replicators), without having to pass through intermediate lengths. In particular this allows mass to flow directly to the functionally fit, homogeneous sequences, bypassing the polymerization process which produces exponentially fewer homogeneous sequences. Due to the environmental constraint enforcing recycling of finite resources, selection does not limit diversity. In fact, both the extant diversity and the rate of introduction of new sequences are both higher in the life phase than the non-life phase (Fig. 2). Interestingly, in the life phase the symmetry of the environment (equal number of ‘0’ and

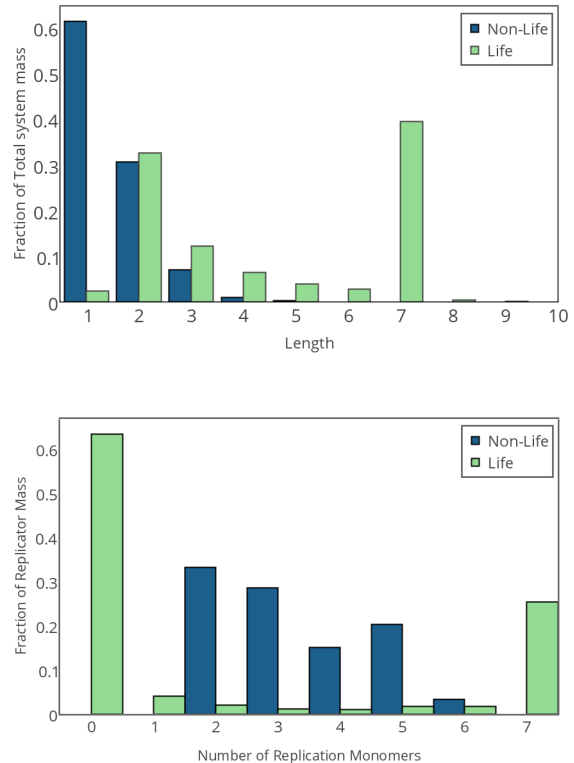


FIG. 1. Top: Ensemble averaged mass distribution as a function of length, represented as fraction of total mass in sequences of a given length. Bottom: Ensemble averaged fraction of $L = 7$ replicators as a function of composition. Both figures are ensemble averages of 100 runs.

‘1’ monomers) is broken in the composition of replicators (green, bottom panel Fig. 1), a feature which is not observed for non-life. In the life phase, replicators are selected based on their functional fitness, which favors homogeneous ‘0’ and ‘1’ sequences as the fastest replicator and most stable, respectively. This characterizes the life phase—replicators are decoupled from the environment in their sequence composition, which is instead determined by the functional fitness landscape, rather than predominantly by the abiotic monomer resource availability, as it is in the non-life phase.

A First Order Phase Transition from Non-life to Life

The system undergoes a spontaneous phase transition from non-life to life, as shown in Fig. 3. The time elapsed before the system transitions is exponentially distributed (not shown), indicative that the transition is first order [20]. Often there are many frustrated transitions prior to a successful phase transition occurring (*e.g.*, the large dips before the phase transition completes at

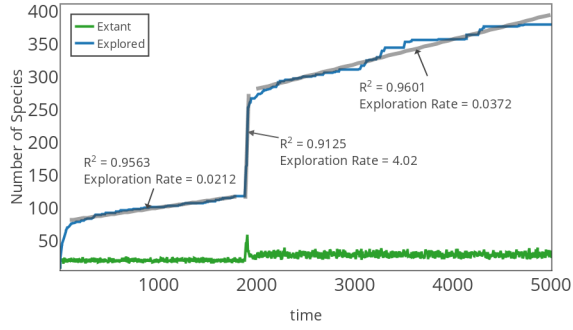


FIG. 2. Time series for the extant species population size and total number of sequences explored by the system. Linear fits to the explored species are shown. The exploration rate is 75% faster during the life phase compared to the non-life phase, and is 2 orders of magnitude larger during the transition.

$t \sim 5500$ in the time series in the top panel of Fig. 3). The frequency that the transition will occur is dependent on how well the composition of the replicator(s) nucleating the transition (measured by the fraction of ‘0’s and ‘1’s) match the resource distribution of monomers in the environment (bottom panel, Fig. 3). This result is distinct from that reported in previous models, which rely solely on the appearance of replicators and do not account for coupling to the environment [3, 6]. Here the transition is *not* coincident with the first ‘discovery’ of a sequence capable of replication, but rather it occurs when the environmental resource distribution matches the composition of replicators in the system. Indeed, the concentration of replicators is non-zero in the non-life phase, but because of resource limitations, the transition happens only when the replicator composition and monomer distributions synchronize. In our example, since both monomer species are equally abundant in the initial distribution of resources, the nucleation event is usually mediated by heterogeneous replicator(s) composed of a roughly equal number of ‘0’s and ‘1’s. Interestingly, these are not the sequences that are ultimately selected in the life phase, which include the most stable and fastest replicating sequences, which are both homogeneous, as described above. Thus, in resource-limited models like ours, the replicator(s) that nucleates the transition is often not that which is ultimately selected.

However just as in models without resource restrictions, selection ultimately leads to the fixation of sequences that do not necessarily match the bulk composition of the system. This is tracked by measuring the mutual information $\mathcal{I}(R; E)$ between the composition of extant replicators and monomer resources through the phase transition (top panel, Fig. 3). Prior to the transition, replicators and monomers share a high degree of mutual information and the composition of replicators

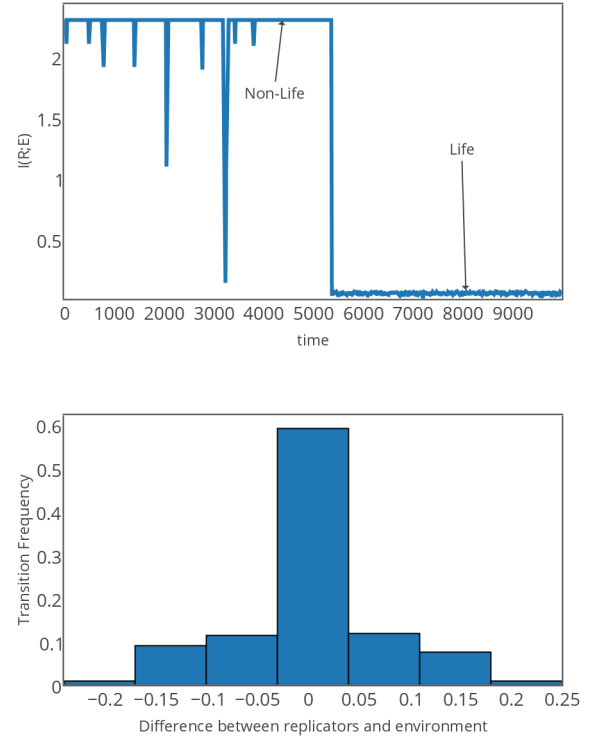


FIG. 3. Top: Time series showing the mutual information between extant replicator composition and the environment. The phase transition is clearly evident in the abrupt shift from $\mathcal{I}(R; E) \sim 2.5$ in the non-life phase to $\mathcal{I}(R; E) \sim 0$ in the life phase at $t \sim 5500$. Also evident are several failed transitions, including on that nearly runs to completion before reverting back to the non-life phase. Bottom: The frequency of successful phase transitions plotted against the difference between resource distribution and replicator composition, for an ensemble statistic of 256 simulations.

generally matches that of their environment. However, once life emerges and functional selection takes hold, replicators no longer match the information content of the environment and $\mathcal{I}(R; E) \rightarrow 0$ with small fluctuations. Interestingly, the match with the environmental composition holds for the sequences that nucleate the phase transition, but not those that are ultimately selected. Environmental (dynamic) selection, with a high degree of mutual information between environment and replicators dominates in the non-life phase, whereas functional (static) selection, which is not dependent on the information content of the environment, dominates in the life phase. Thus, for this model, the transition from non-life to life is coincident with the decoupling of the information content of replicators from that of their environment, in a manner akin to that proposed in [21].

An interesting feature of this phase transition is that it dynamically restructures both the extant replicator population and the environment (including both the

monomer and non-replicating sequences with $L < 7$ populations). Fig. 4 shows an ensemble averaged phase space trajectory through this restructuring. In both the non-life and life phases, polymer formation rates (polymerization and replication) balance rates for polymer degradation (cleavage), with ratios of formation/degradation ~ 1 in both phases. However, the life and non-life phases are clearly distinguished in phase space by very different values for the mutual information shared between replicators and monomer resource distributions in the environment: $\mathcal{I}(R; E) \sim 3.0$ for non-life and $\mathcal{I}(R; E) \sim 0.25$ for life, for results in Fig. 4 (see also Fig. 3 top panel for an exemplary time series, with different model parameters). The phase transition moving from the non-life to life equilibria is highly unstable and dominated by degradation, as evidenced by the large dip in the ratio of formation to degradation rates in the transitory regime between the non-life and life phases in Fig. 4. This rampant degradation results in a rapid and dramatic restructuring of the extant polymer population and a steep slope in the rate of sequence space exploration, as observed in Fig. 2. Shown in Fig. 5 is the time evolution for all sequences with $L = 7$, binned by sequence composition, for a set of parameters where the transition is prolonged enough to resolve details of precisely how the system restructures. The highly non-linear coupling between replicators and environment leads to selection of sequences in complementary pairs that maintain the symmetry of the bulk resource distribution of the environment (50% '0's and 50% '1's). For example, the first two classes of $L = 7$ replicators to appear in Fig. 5 contain three '0's and four '1's (x_4 , shown in blue) and three '1's and four '0's (x_3 , shown in purple). The system subsequently undergoes a series of symmetry breaking phase transitions associated with increasing sequence homogeneity, where replicators composition increasingly breaks the symmetries imposed by the environment. Through this restructuring, the composition of replicators becomes increasingly controlled by the fitness landscape reflecting physical constraints of stability and replicability. The asymmetry introduced by replicators is exported to shorter sequences $L < 7$ and the distribution of monomers (not shown). Thus, the emergence of the life phase enables functional selection among replicators and correspondingly their decoupling from the symmetries imposed by the environment, at the expense of restructuring the distribution of matter throughout the entire system.

DISCUSSION

We have demonstrated the existence of a spontaneous and abrupt phase transition from non-life to life, which exhibits many novel properties. Of particular interest is the potential for new insights into the emergence of life afforded by studying this phase transition. Previous work

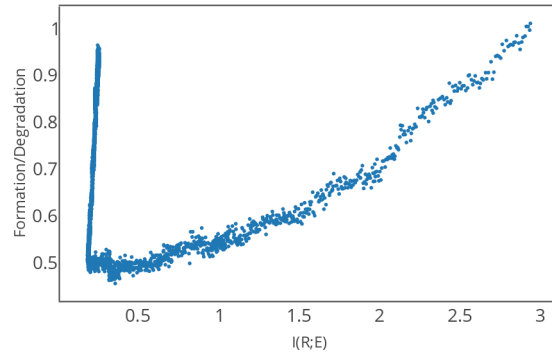


FIG. 4. Phase trajectory for ensemble of 100 systems transitions from non-life to life, plotted in terms of the mutual information $\mathcal{I}(R; E)$ between replicators and environment (x axis) and the ratio of formation to degradation rates (y axis).

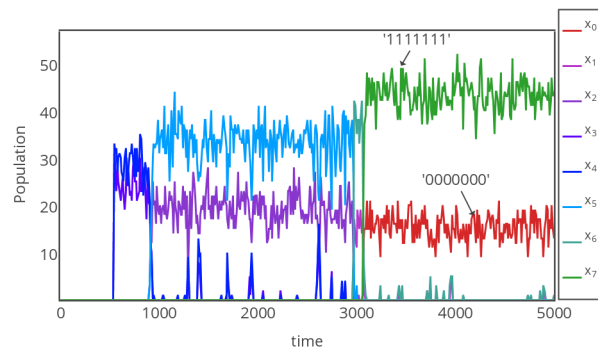


FIG. 5. Here the population of replicators of distinct composition is shown, with x_0 representing a length 7 replicator with no '1' monomers, x_1 being a length 7 polymer with a single '1' monomer, and so on until x_7 , the length 7 polymer with all '1' monomers. Parameters for this run were $k_p = 0.0005$, $k_d = 0.5000$, and $k_r = 0.0050$

connecting information theory to the origin of life has reported that the probability to discover a self-replicator by chance should depend exponentially on the availability of its composite monomers [22]. We have now shown that in systems where the finiteness of resources constrains the dynamics, as might be expected on the prebiotic Earth, discovery of replicators is not sufficient to nucleate the transition to the living state, since replicators also exist in non-life. An additional necessary feature is that, for replicators with resource-dependent replication rates, replicators and environment synchronize their composition. Such synchronization enables explosive growth of the replicator population and restructuring of the distribution of matter throughout the entire system, enabling life to emerge. Even in cases where such a nucleation event occurs, the phase transition does not always run to completion (see *e.g.* Fig. 3), suggestive that there

may have been many frustrated attempts before life first emerged. The phase transition additionally drives a vast increase in the diversity of sequences explored, indicating that the origin of life would have witnessed an explosive growth of diversity. Concomitantly, during the transition the system is dramatically restructured as functional selection takes over the selection dynamics of extant replicators, indicating that the emergence of life would have significantly altered the environment of the early Earth. It is therefore difficult to retrace the history of the origin of life, as the replicators which are ultimately selected are not reflective of the environment and replicators that nucleated the transition—the system, inclusive of nascent life and its host environment—is entirely restructured by the phase transition. Interestingly, these features are heavily dependent on degradative recycling as a process central to life’s emergence. This suggests new perspectives regarding the role of degradation in the origin of life, which is typically cast as a major challenge facing prebiotic chemistry, rather than a process central to driving early evolution [23]. Cast under new light in the dynamics observed here, it is perhaps not a coincidence that RNA, as a biopolymer that played a prominent role in early evolution, is highly susceptible to hydrolysis.

Importantly, the life phase, once it emerges, is most distinct from non-life in that it enables functional selection. Thus, in the life phase informational patterns in replicators are more important to selection dynamics than those of the bulk environment. Although we have identified replicators with life in this simple model, the definition of life is an important open philosophical and scientific question. One might therefore ask what features of the life phase, as defined here, are most important to this phase transition. We conjecture that the key feature is an informational pattern, not strictly imposed by the initial environment, that can stably propagate itself, and in so doing restructures the system from which it emerged. From this perspective, the properties of this transition may be widely applicable to a variety of systems across the hierarchy of structure and function in biological systems, in addition to the emergence of life. We particularly note its relation to Eigen’s hypothesis that natural selection may be characterizable as a phase transition [9]. It is natural selection on a functional fitness landscape that breaks the symmetries of the environment and drives the phase transition reported here. Thus, the dynamics observed may have implications more broadly for understanding natural selection as a phase transition when new replicators emerge through the process of evolution. For example, the dynamics of this phase transition may provide a more natural physical explanation for evolutionary phenomena such as punctuated equilibrium: here, rapid restructuring of the system is expected to occur in response to the appearance of a new species (replicator) whose composition matches the current environment. Mass extinctions may also naturally fall within

this formalism, as the system’s restructuring necessitates a period of instability driven by rapid destruction of extant diversity. In short, this model suggests that one may think of the evolutionary process as a parallel search over replicators and environments, which when synchronized lead to explosive system restructuring and the emergence and propagation of new informational patterns that come to dominate the system.

Finally, we point out that from the perspective of stably propagating patterns that are decoupled from those imposed by the bulk environment, simple replicators such as those presented here may not be the most effective architecture for a self-reproducing system. In this model, the total composition of the system remains fixed, what life does is restructure the distribution of matter within the system, due to the propagation of functionally fit informational patterns. An interesting open question is how this phase transition might play for more life-like replicative systems, such as those with the architecture of a von Neumann self-reproducing automata [21, 24, 25], a subject we leave to future work.

This project/publication was made possible through support of a grant from Templeton World Charity Foundation. The opinions expressed in this publication are those of the author(s) and do not necessarily reflect the views of Templeton World Charity Foundation. The authors wish to thank Paul C.W. Davies and Nigel Goldenfeld for constructive conversations on this work and the Aspen Center for Physics (supported in part by the National Science Foundation under grant no. PHY-1066293) for hosting SIW and TB, where the initial seeds of the idea that nucleated this project were matched with the right environment.

* sara.i.walker@asu.edu

- [1] E. Szathmáry, *Philosophical Transactions of the Royal Society B: Biological Sciences* **361**, 1761 (2006).
- [2] E. Szathmáry and J. Maynard Smith, *Journal of Theoretical Biology* **187**, 555 (1997).
- [3] M. A. Nowak and H. Ohtsuki, *Proceedings of the National Academy of Sciences* **105**, 14924 (2008).
- [4] M. Manapat, H. Ohtsuki, R. Bürger, and M. A. Nowak, *Journal of theoretical biology* **256**, 586 (2009).
- [5] H. Ohtsuki and M. A. Nowak, *Proceedings of the Royal Society B: Biological Sciences* **276**, 3783 (2009).
- [6] M. Wu and P. G. Higgs, *Journal of Molecular Evolution* **69**, 541 (2009).
- [7] M. Wu and P. G. Higgs, *Biology direct* **7**, 42 (2012).
- [8] A. Pross, *Origins of Life and Evolution of Biospheres* **35**, 151 (2005).
- [9] M. Eigen, *Biophysical chemistry* **85**, 101 (2000).
- [10] O. Leslie E, *Critical reviews in biochemistry and molecular biology* **39**, 99 (2004).
- [11] G. King, *Biosystems* **15**, 89 (1982).
- [12] G. King, *Journal of Theoretical Biology* **123**, 493 (1986).
- [13] S. I. Walker, M. A. Grover, and N. V. Hud, *PLoS ONE*

- 7**, e34166 (2012).
- [14] N. Vaidya, S. I. Walker, and N. Lehman, *Chemistry & biology* **20**, 241 (2013).
 - [15] D. C. Krakauer and A. Sasaki, *Proceedings of the Royal Society of London. Series B: Biological Sciences* **269**, 2423 (2002).
 - [16] P. Szabó, I. Scheuring, T. Czárán, and E. Szathmáry, *Nature* **420**, 340 (2002).
 - [17] J. L. England, *The Journal of chemical physics* **139**, 121923 (2013).
 - [18] D. T. Gillespie, *The journal of physical chemistry* **81**, 2340 (1977).
 - [19] D. T. Gillespie, *Journal of computational physics* **22**, 403 (1976).
 - [20] N. Goldenfeld, *Lectures on phase transitions and the renormalization group* (Addison-Wesley, Advanced Book Program, Reading, 1992).
 - [21] S. I. Walker and P. C. W. Davies, *Journal of The Royal Society Interface* **10** (2012), 10.1098/rsif.2012.0869.
 - [22] C. Adami, “Information-theoretic considerations concerning the origin of life,” (2014), arXiv:1409.0590.
 - [23] J. F. Atkins, R. F. Gesteland, and T. R. Cech, eds., *The RNA World, Third Edition* (Cold Spring Harbor, 2005).
 - [24] J. von Neumann, *Theory of self-reproducing automata*, edited by A. W. Burks (University of Illinois Press, 1966).
 - [25] C. Marletto, *Journal of The Royal Society Interface* **12**, 20141226 (2015).