

Mueller-Navelet jets at LHC: BFKL versus DGLAP

F.G. Celiberto^{1*}, D.Yu. Ivanov^{2¶}, B. Murdaca^{1†} and A. Papa^{1‡}

¹ *Dipartimento di Fisica, Università della Calabria,
and Istituto Nazionale di Fisica Nucleare, Gruppo collegato di Cosenza,
Arcavacata di Rende, I-87036 Cosenza, Italy*

² *Sobolev Institute of Mathematics and Novosibirsk State University,
630090 Novosibirsk, Russia*

Abstract

The production of forward jets separated by a large rapidity gap at LHC, the so-called Mueller-Navelet jets, is a fundamental testfield for perturbative QCD in the high-energy limit. Several analyses have already provided with evidence about the compatibility of theoretical predictions, based on collinear factorization and BFKL resummation of energy logarithms in the next-to-leading approximation, with the CMS experimental data at 7 TeV of center-of-mass energy. However, the question if the same data can be described also by fixed-order perturbative approaches has not been yet fully answered. In this paper we provide numerical evidence that the mere use of partially asymmetric cuts in the transverse momenta of the detected jets allows a clear separation between BFKL-resummed and fixed-order predictions in some observables related with the Mueller-Navelet jet production process.

**e-mail address:* francescogiovanni.celiberto@fis.unical.it

¶*e-mail address:* d-ivanov@math.nsc.ru

†*e-mail address:* beatrice.murdaca@fis.unical.it

‡*e-mail address:* alessandro.papa@fis.unical.it

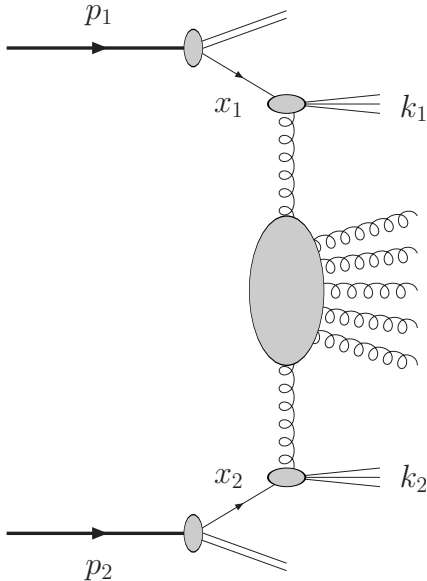


Figure 1: Mueller-Navelet jet production process.

1 Introduction

It is widely believed now that the inclusive hadroproduction of two jets featuring transverse momenta of the same order and much larger than the typical hadronic masses and being separated by a large rapidity gap Y , the so-called Mueller-Navelet jets [1], is a fundamental testfield for perturbative QCD in the high-energy limit, the jet transverse momenta providing with the hard scales of the process.

At the LHC energies, the theoretical description of this process lies at the crossing point of two distinct approaches: collinear factorization and BFKL [2] resummation. On one side, at leading twist the process can be seen as the hard scattering of two partons, each emitted by one of the colliding hadrons according to the appropriate parton distribution function (PDF), see Fig. 1. Collinear factorization takes care to systematically resum the logarithms of the hard scale, through the standard DGLAP evolution [3] of the PDFs and the fixed-order radiative corrections to the parton scattering cross section.

The other resummation mechanism at work, justified by the large center-of-mass energy \sqrt{s} available at LHC, is the BFKL resummation of energy logarithms, which are so large to compensate the small QCD coupling and must therefore be accounted for to all orders of perturbation. These energy logarithms are related with the emission of undetected partons between the two jets (the larger s , the larger the number of partons), which lead to a reduced azimuthal correlation between the two detected forward jets, in comparison to the fixed-order DGLAP calculation, where jets are emitted almost back-to-back.

In the BFKL approach energy logarithms are systematically resummed in the leading logarithmic approximation (LLA), which means all terms $(\alpha_s \ln(s))^n$, and in the next-to-leading

logarithmic approximation (NLA), which means resummation of all terms $\alpha_s(\alpha_s \ln(s))^n$. The process-independent part of such resummation is encoded in the BFKL Green's function, obeying an iterative integral equation, whose kernel is known at the next-to-leading order (NLO) both for forward scattering (*i.e.* for $t = 0$ and color singlet in the t -channel) [4, 5] and for any fixed (not growing with energy) momentum transfer t and any possible two-gluon color state in the t -channel [6, 7, 8].

To get the cross section for Mueller-Navelet jet production and other related observables, the BFKL Green's function must be convoluted with two impact factors for the transition from the colliding parton to the forward jet (the so-called “jet vertices”). They were first calculated with NLO accuracy in [9] and the result was later confirmed in [10]. A simpler expression, more practical for numerical purposes, was obtained in [11] adopting the so-called “small-cone” approximation (SCA) [12, 13], *i.e.* for small jet cone aperture in the rapidity-azimuthal angle plane. A critical comparison between the latter result and the exact jet vertex in the cases of k_t and cone algorithms and their “small-cone” versions has been recently carried out in [14]. We stress that, within the NLO accuracy, the jet can be formed by either one or two particles and no more, so that the argument given in [14] about the non-infrared-safety of the all-order extension of the jet algorithm used to obtain the SCA jet vertex in [11] does not apply here.

The BFKL approach brings along some extra-sources of systematic uncertainties with respect to the fixed-order, DGLAP calculation. First of all, in addition to the renormalization and factorization scales, μ_R and μ_F , which appear also in DGLAP, there is a third, artificial normalization scale, usually called s_0 , which must be suitably fixed. Moreover, there is compelling evidence that choosing for these scales the values dictated by the kinematics of the process is not necessarily the best choice when the BFKL resummation is at work. It is well known, indeed, that the NLO BFKL corrections for the $n = 0$ conformal spin are with opposite sign with respect to the leading order (LO) result and large in absolute value. This happens both to the NLO BFKL kernel and to the process-dependent NLO impact factors (see, *e.g.* Ref. [15], for the case of the vector meson photoproduction). This calls for some optimization procedure, which can consist in (i) including some pieces of the (unknown) next-to-NLO corrections, such as those dictated by renormalization group, as in *collinear improvement* [16], or by energy-momentum conservation [17], and/or (ii) suitably choosing the values of the energy and renormalization scales, which, though arbitrary within the NLO, can have a sizeable numerical impact through subleading terms. Common optimization methods are those inspired by the *principle of minimum sensitivity* (PMS) [18], the *fast apparent convergence* (FAC) [19] and the *Brodsky-LePage-Mackenzie method* (BLM) [20].

This variety of options reflects in the large number of numerical studies of the Mueller-Navelet jet production process at LHC, both at a center-of-mass energy of 14 TeV [21, 22, 23] and 7 TeV [24, 25, 26, 27]. All these studies were concerned with the behavior on Y of azimuthal angle correlations between the two measured jets, *i.e.* average values of $\cos(n\phi)$, where n is an integer and ϕ is the angle in the azimuthal plane between the direction of one jet and the opposite direction of the other jet, and ratios of two such cosines [28]. In particular, one of these analyses [25], based on the use of a collinearly-improved and energy scales optimized *à la* BLM, found a nice agreement with CMS data [29].

In a recent paper [27], some of us stressed that another important source of systematics one should be aware of is the “representation uncertainty”, deriving from the freedom to use different representation of the BFKL cross section, equivalent within the NLO ¹. The good agreement between CMS data and BLM-optimized theoretical predictions gives us perhaps a hint towards the right direction. In the same paper, a list of issues was presented which, if considered in the experimental analysis, could help the matching between the way Mueller-Navelet are defined in the theory and in the experiment. One of these issue was, for instance, the very measurement of the Mueller-Navelet total cross section, C_0 , which, on the theory side, is strongly sensitive both to the representation of the BFKL amplitude and to the optimization procedure.

In this paper we want to further discuss and expand another of the issues listed in the “Discussion” section of [27], related with the choice of the experimental cuts in the values of the forward jet transverse momenta. Since the Born contribution to the cross section C_0 is present only for back-to-back jets, its effect is maximized when *symmetric* cuts are used; on the contrary, in the case of *asymmetric* cuts, the Born term is suppressed and the effects of the additional undetected hard gluon radiation is enhanced, thus making more visible the BFKL resummation, in comparison to descriptions based on the fixed-order DGLAP approach, in all observables involving C_0 .

For this purpose, we compare predictions for several azimuthal correlations and their ratios obtained, on one side, by a fixed-order DGLAP calculation at the NLO and, on the other side, by BFKL resummation in the NLA.

To avoid misunderstanding we note that in what follows our implementation of the NLO DGLAP calculation will be an approximate one. We just use here NLA BFKL expressions for the observables that are truncated to the $\mathcal{O}(\alpha_s^3)$ order. In this way we take into account the leading power asymptotic of the exact NLO DGLAP prediction and neglect terms that are suppressed by the inverse powers of the energy of the parton-parton collisions. Such approach is legitimate in the region of large Y which we consider here. The exact implementation of NLO DGLAP for Mueller-Navelet jets is important, because it allows to understand better the region of applicability of our approach, but it requires more involved Monte Carlo calculations (some first results were reported recently in [30]).

To single out the only effect of transverse momentum cuts, we consider just one representation of the Mueller-Navelet cross section (the *exponentiated* one) and just one optimization procedure (the BLM one, in the two variants discussed in [31]).

The paper is organized as follows: in the next section we give the kinematics and the basic formulae for the Mueller-Navelet jet process cross section; in section 3 we present our results; finally, in section 4 we draw our conclusions.

¹We remark that the impact of this uncertainty on azimuthal correlations and their ratios is much larger than the one resulting from the adoption of different jet algorithms at the NLO.

2 Theoretical setup

In this section we briefly recall the kinematics of the process and the main formulae, referring the reader to previous papers [22, 27] for the omitted details.

The process under exam is the production of Mueller-Navelet jets [1] in proton-proton collisions

$$p(p_1) + p(p_2) \rightarrow \text{jet}(k_{J_1}) + \text{jet}(k_{J_2}) + X, \quad (1)$$

where the two jets are characterized by high transverse momenta, $\vec{k}_{J_1}^2 \sim \vec{k}_{J_2}^2 \gg \Lambda_{QCD}^2$ and large separation in rapidity; p_1 and p_2 are taken as Sudakov vectors satisfying $p_1^2 = p_2^2 = 0$ and $2(p_1 p_2) = s$.

In QCD collinear factorization the cross section of the process (1) reads

$$\frac{d\sigma}{dx_{J_1} dx_{J_2} d^2k_{J_1} d^2k_{J_2}} = \sum_{i,j=q,\bar{q},g} \int_0^1 dx_1 \int_0^1 dx_2 f_i(x_1, \mu_F) f_j(x_2, \mu_F) \frac{d\hat{\sigma}_{i,j}(x_1 x_2 s, \mu_F)}{dx_{J_1} dx_{J_2} d^2k_{J_1} d^2k_{J_2}}, \quad (2)$$

where the i, j indices specify the parton types (quarks $q = u, d, s, c, b$; antiquarks $\bar{q} = \bar{u}, \bar{d}, \bar{s}, \bar{c}, \bar{b}$; or gluon g), $f_i(x, \mu_F)$ denotes the initial proton PDFs; $x_{1,2}$ are the longitudinal fractions of the partons involved in the hard subprocess, while $x_{J_{1,2}}$ are the jet longitudinal fractions; μ_F is the factorization scale; $d\hat{\sigma}_{i,j}(x_1 x_2 s, \mu_F)$ is the partonic cross section for the production of jets and $x_1 x_2 s \equiv \hat{s}$ is the squared center-of-mass energy of the parton-parton collision subprocess (see Fig. 1).

The cross section of the process can be presented as

$$\frac{d\sigma}{dy_{J_1} dy_{J_2} d|\vec{k}_{J_1}| d|\vec{k}_{J_2}| d\phi_{J_1} d\phi_{J_2}} = \frac{1}{(2\pi)^2} \left[\mathcal{C}_0 + \sum_{n=1}^{\infty} 2 \cos(n\phi) \mathcal{C}_n \right], \quad (3)$$

where $\phi = \phi_{J_1} - \phi_{J_2} - \pi$, while \mathcal{C}_0 gives the total cross section and the other coefficients \mathcal{C}_n determine the distribution of the azimuthal angle of the two jets. In the BFKL approach several NLA-equivalent expressions can be adopted for \mathcal{C}_n . A large list of them and of their features can be found in [27]. For the purposes of the present analysis, we concentrate on one representation, the so-called *exponentiated* representation, and use it in combination with the BLM optimization procedure. We recall that BLM setting means choosing the scale μ_R such that it makes vanish completely the β_0 -dependence of a given observable. As discussed in [27], we implement two variants of the BLM method, dubbed (a) and (b), derived in [31]. Moreover, we use a common optimal scale for the renormalization scale μ_R and for the factorization scale μ_F . In [27] it was shown that this setup allows a nice agreement with CMS data for several azimuthal correlations and their ratios in the large Y regime.

Introducing, for the sake of brevity, the definitions

$$Y = \ln \frac{x_{J_1} x_{J_2} s}{|\vec{k}_{J_1}| |\vec{k}_{J_2}|}, \quad Y_0 = \ln \frac{s_0}{|\vec{k}_{J_1}| |\vec{k}_{J_2}|},$$

we have then the following expressions for the coefficients \mathcal{C}_n , in the two variants of BLM setting:

$$\begin{aligned} \mathcal{C}_n^{\text{BFKL(a)}} &= \frac{x_{J_1} x_{J_2}}{|\vec{k}_{J_1}| |\vec{k}_{J_2}|} \int_{-\infty}^{+\infty} d\nu e^{(Y-Y_0)} \left[\bar{\alpha}_s(\mu_R) \chi(n, \nu) + \bar{\alpha}_s^2(\mu_R) \left(\bar{\chi}(n, \nu) - \frac{T^\beta}{C_A} \chi(n, \nu) - \frac{\beta_0}{8C_A} \chi^2(n, \nu) \right) \right] \\ &\quad \times \alpha_s^2(\mu_R) c_1(n, \nu, |\vec{k}_{J_1}|, x_{J_1}) c_2(n, \nu, |\vec{k}_{J_2}|, x_{J_2}) \\ &\quad \times \left[1 - \frac{2}{\pi} \alpha_s(\mu_R) T^\beta + \alpha_s(\mu_R) \left(\frac{\bar{c}_1^{(1)}(n, \nu, |\vec{k}_{J_1}|, x_{J_1})}{c_1(n, \nu, |\vec{k}_{J_1}|, x_{J_1})} + \frac{\bar{c}_2^{(1)}(n, \nu, |\vec{k}_{J_2}|, x_{J_2})}{c_2(n, \nu, |\vec{k}_{J_2}|, x_{J_2})} \right) \right], \end{aligned} \quad (4)$$

with μ_R fixed at the value

$$(\mu_R^{\text{BLM}})^2 = k_{J_1} k_{J_2} \exp \left[2 \left(1 + \frac{2}{3} I \right) - \frac{5}{3} \right], \quad (5)$$

and

$$\begin{aligned} \mathcal{C}_n^{\text{BFKL(b)}} &= \frac{x_{J_1} x_{J_2}}{|\vec{k}_{J_1}| |\vec{k}_{J_2}|} \int_{-\infty}^{+\infty} d\nu e^{(Y-Y_0)} \left[\bar{\alpha}_s(\mu_R) \chi(n, \nu) + \bar{\alpha}_s^2(\mu_R) \left(\bar{\chi}(n, \nu) - \frac{T^\beta}{C_A} \chi(n, \nu) \right) \right] \\ &\quad \times \alpha_s^2(\mu_R) c_1(n, \nu, |\vec{k}_{J_1}|, x_{J_1}) c_2(n, \nu, |\vec{k}_{J_2}|, x_{J_2}) \\ &\quad \times \left[1 + \alpha_s(\mu_R) \left(\frac{\beta_0}{4\pi} \chi(n, \nu) - 2 \frac{T^\beta}{\pi} \right) + \alpha_s(\mu_R) \left(\frac{\bar{c}_1^{(1)}(n, \nu, |\vec{k}_{J_1}|, x_{J_1})}{c_1(n, \nu, |\vec{k}_{J_1}|, x_{J_1})} + \frac{\bar{c}_2^{(1)}(n, \nu, |\vec{k}_{J_2}|, x_{J_2})}{c_2(n, \nu, |\vec{k}_{J_2}|, x_{J_2})} \right) \right], \end{aligned} \quad (6)$$

with μ_R fixed at the value

$$(\mu_R^{\text{BLM}})^2 = k_{J_1} k_{J_2} \exp \left[2 \left(1 + \frac{2}{3} I \right) - \frac{5}{3} + \frac{1}{2} \chi(\nu, n) \right]. \quad (7)$$

In Eqs. (4) and (6), $\bar{\alpha}_s(\mu_R) \equiv \alpha_s(\mu_R) N_c / \pi$, with N_c the number of colors,

$$\beta_0 = \frac{11}{3} N_c - \frac{2}{3} n_f \quad (8)$$

is the first coefficient of the QCD β -function,

$$\chi(n, \nu) = 2\psi(1) - \psi\left(\frac{n}{2} + \frac{1}{2} + i\nu\right) - \psi\left(\frac{n}{2} + \frac{1}{2} - i\nu\right) \quad (9)$$

is the LO BFKL characteristic function,

$$c_1(n, \nu, |\vec{k}|, x) = 2 \sqrt{\frac{C_F}{C_A}} (\vec{k}^2)^{i\nu-1/2} \left(\frac{C_A}{C_F} f_g(x, \mu_F) + \sum_{a=q, \bar{q}} f_q(x, \mu_F) \right) \quad (10)$$

and

$$c_2(n, \nu, |\vec{k}|, x) = \left[c_1(n, \nu, |\vec{k}|, x) \right]^*, \quad (11)$$

are the LO jet vertices in the ν -representation. The remaining objects are related with the NLO corrections of the BFKL kernel ($\bar{\chi}(n, \nu)$) and of the jet vertices in the small-cone approximation

$(c_{1,2}^{(1)}(n, \nu, |\vec{k}_{J_{1,2}}|, x_{J_{1,2}}))$ in the ν -representation. Their expressions are given in Eqs. (23), (36) and (37) of Ref. [22]. Moreover,

$$T^\beta = -\frac{\beta_0}{2} \left(1 + \frac{2}{3} I \right) ,$$

where $I = -2 \int_0^1 dx \frac{\ln(x)}{x^2 - x + 1} \simeq 2.3439$ and $\bar{c}_{1,2}^{(1)}(n, \nu, |\vec{k}_{J_2}|, x_{J_2})$ are the same as $c_{1,2}^{(1)}(n, \nu, |\vec{k}_{J_{1,2}}|, x_{J_{1,2}})$ with the terms proportional to β_0 removed. The scale s_0 entering Y_0 is artificial. It is introduced in the BFKL approach at the time to perform the Mellin transform from the s -space to the complex angular momentum plane and cancels in the full expression, up to terms beyond the NLA. In the following it will always be fixed at the “natural” value $Y_0 = 0$.

In the fixed-order DGLAP approach at the NLO, the expressions for the coefficients \mathcal{C}_n are nothing but the truncation of the BFKL expressions up to inclusions of NLO terms and read

$$\begin{aligned} \mathcal{C}_n^{\text{DGLAP(a)}} &= \frac{x_{J_1} x_{J_2}}{|\vec{k}_{J_1}| |\vec{k}_{J_2}|} \int_{-\infty}^{+\infty} d\nu \alpha_s^2(\mu_R) c_1(n, \nu, |\vec{k}_{J_1}|, x_{J_1}) c_2(n, \nu, |\vec{k}_{J_2}|, x_{J_2}) \\ &\times \left[1 - \frac{2}{\pi} \alpha_s(\mu_R) T^\beta + \bar{\alpha}_s(\mu_R) (Y - Y_0) \chi(n, \nu) \right] \end{aligned} \quad (12)$$

$$+ \alpha_s(\mu_R) \left(\frac{\bar{c}_1^{(1)}(n, \nu, |\vec{k}_{J_1}|, x_{J_1})}{c_1(n, \nu, |\vec{k}_{J_1}|, x_{J_1})} + \frac{\bar{c}_2^{(1)}(n, \nu, |\vec{k}_{J_2}|, x_{J_2})}{c_2(n, \nu, |\vec{k}_{J_2}|, x_{J_2})} \right) \Bigg] ,$$

$$\begin{aligned} \mathcal{C}_n^{\text{DGLAP(b)}} &= \frac{x_{J_1} x_{J_2}}{|\vec{k}_{J_1}| |\vec{k}_{J_2}|} \int_{-\infty}^{+\infty} d\nu \alpha_s^2(\mu_R) c_1(n, \nu, |\vec{k}_{J_1}|, x_{J_1}) c_2(n, \nu, |\vec{k}_{J_2}|, x_{J_2}) \\ &\times \left[1 + \alpha_s(\mu_R) \left(\frac{\beta_0}{4\pi} \chi(n, \nu) - 2 \frac{T^\beta}{\pi} \right) + \bar{\alpha}_s(\mu_R) (Y - Y_0) \chi(n, \nu) \right] \end{aligned} \quad (13)$$

$$+ \alpha_s(\mu_R) \left(\frac{\bar{c}_1^{(1)}(n, \nu, |\vec{k}_{J_1}|, x_{J_1})}{c_1(n, \nu, |\vec{k}_{J_1}|, x_{J_1})} + \frac{\bar{c}_2^{(1)}(n, \nu, |\vec{k}_{J_2}|, x_{J_2})}{c_2(n, \nu, |\vec{k}_{J_2}|, x_{J_2})} \right) \Bigg] ,$$

which we will use in the following with the two possible choices (a) and (b) of the optimal scales, given in Eqs. (5) and (7), respectively. It is worth mentioning that our DGLAP expressions, (12) and (13), do not actually depend on Y_0 . The corresponding terms in the r.h.s. of (12) and (13) are cancelled by similar terms in $c_{1,2}^{(1)}$, see [22].

We note that, in our way to implement the BLM procedure (see [31]), the final expressions are given in terms of α_s in the $\overline{\text{MS}}$ scheme, although in one intermediate step the MOM scheme was used.

3 Numerical analysis

3.1 Results

In this Section we present our results for the dependence on the rapidity separation between the detected jets, $Y = y_{J_1} - y_{J_2}$, of ratios $\mathcal{R}_{nm} \equiv \mathcal{C}_n/\mathcal{C}_m$ between the coefficients \mathcal{C}_n . Among them, the ratios of the form R_{n0} have a simple physical interpretation, being the azimuthal correlations $\langle \cos(n\phi) \rangle$.

In order to match the kinematic cuts used by the CMS collaboration, we will consider the *integrated coefficients* given by

$$C_n = \int_{y_{1,\min}}^{y_{1,\max}} dy_1 \int_{y_{2,\min}}^{y_{2,\max}} dy_2 \int_{k_{J_1,\min}}^{\infty} dk_{J_1} \int_{k_{J_2,\min}}^{\infty} dk_{J_2} \delta(y_1 - y_2 - Y) \mathcal{C}_n(y_{J_1}, y_{J_2}, k_{J_1}, k_{J_2}) \quad (14)$$

and their ratios $R_{nm} \equiv C_n/C_m$. We will take jet rapidities in the range delimited by $y_{1,\min} = y_{2,\min} = -4.7$ and $y_{1,\max} = y_{2,\max} = 4.7$ ² and consider $Y = 3, 6$ and 9 . As for the jet transverse momenta, differently from all previous analyses, we make two *asymmetric* choices: (1) $k_{J_1,\min} = 35$ GeV, $k_{J_2,\min} = 45$ GeV and (2) $k_{J_1,\min} = 35$ GeV, $k_{J_2,\min} = 50$ GeV. The jet cone size R entering the NLO-jet vertices is fixed at the value $R = 0.5$, the center-of-mass energy at $\sqrt{s} = 7$ TeV and, as anticipated, $Y_0 = 0$. We use the PDF set MSTW2008nlo [32] and the two-loop running coupling with $\alpha_s(M_Z) = 0.11707$.

We summarize our results in Tables 1 and 2 and in Figs. 2 and 3. We can clearly see that, at $Y = 9$, BFKL and DGLAP, in both variants (a) and (b) of the BLM setting, give quite different predictions for the all considered ratios except C_1/C_0 ; at $Y = 6$ this happens in fewer cases, while at $Y = 3$ BFKL and DGLAP cannot be distinguished with given uncertainties. This scenario is similar in the two choices of the transverse momentum cuts.

3.2 Used tools

All numerical calculations were implemented in FORTRAN, using the corresponding interfaces for the MSTW 2008 PDFs [32]. Numerical integrations and the computation of the polygamma functions were performed using specific CERN program libraries [33]. Furthermore, we used slightly modified versions of the **Chyp** [34] and **Psi** [35] routines in order to perform the calculation of the Gauss hypergeometric function ${}_2F_1$ and of the real part of the ψ function, respectively.

²In [27] it was mistakenly written $y_{i,\min} = 0$, although all numerical results presented there were obtained using the correct value for $y_{i,\min}$.

3.3 Uncertainty estimation

There are three main sources of uncertainty in our calculation:

- The first source of uncertainty is the numerical 4-dimensional integration over the variables $|\vec{k}_{J_1}|$, $|\vec{k}_{J_2}|$, y_{J_1} and ν and was directly estimated by **Dadmul** integration routine [33].
- The second one is the one-dimensional integration over the longitudinal momentum fraction ζ entering the expression for the NLO impact factors $c_{1,2}^{(1)}(n, \nu, |\vec{k}_{J_{1,2}}|, x_{J_{1,2}})$ given in Eqs. (36) and (37) of Ref. [22] and used in this work. This integration was performed by using the **WGauss** routine [33]. At first, we fixed the best value of the input accuracy parameter **EPS** by making comparisons between separate **FORTRAN** and **MATHEMATICA** calculations of the impact factor. Then, we verified that, under variations by factors of 10 or 1/10 of the **EPS** parameter, the C_n^{BFKL} and C_n^{DGLAP} coefficients change by less than 1 permille.
- The third one is related with the upper cutoff in the integrations over $|\vec{k}_{J_1}|$, $|\vec{k}_{J_2}|$ and ν . We fixed $k_{J_1\text{max}} = k_{J_2\text{max}} = 60$ GeV as in [24], where it was shown that the contribution to the integration from the omitted region is negligible. Concerning the ν -integration, we fixed the upper cutoff $\nu_{\text{max}} = 30$ for the calculation of the C_n^{BFKL} coefficients, after verifying that a larger value does not change the result in appreciable way.

The C_n^{DGLAP} coefficients show a more pronounced sensitivity to ν_{max} , due to the fact that the oscillations in the integrand in Eqs. (12) and (13) are not damped by the exponential factor as in the BFKL expressions (4) and (6). For the same reason, the computational time of C_n^{DGLAP} is much larger than for C_n^{BFKL} . We found that the best compromise was to set $\nu_{\text{max}} = 50$. We checked in some sample cases, mostly at $Y = 6$ and 9 , that, putting ν_{max} at 60 , ratios C_m/C_n change always less than 1%, in spite of the fact that the single coefficients C_n change in a more pronounced way.

Of the three main sources of uncertainty, the first one is, by far, the most significant, therefore the error bars of all data presented in this work are just those given by the **Dadmul** integration. We checked, however, using some trial functions which mimic the behavior of the true integrands involved in this work, that the error given by the **Dadmul** integration is a large overestimate of the true one. We are therefore confident that our error estimation is quite conservative.

4 Conclusions

In this paper we have considered the Mueller-Navelet jet production process at LHC at the center-of-mass energy of 7 TeV and have compared predictions for several azimuthal correlations and ratios between them, both in full NLA BFKL approach and in fixed-order NLO DGLAP.

Differently from current experimental analyses of the same process, we have used *asymmetric* cuts for the transverse momenta of the detected jets. In particular, taking one of the cuts at 35 GeV (as done by the CMS collaboration [29]) and the other at 45 GeV or 50 GeV, we can clearly see that predictions from BFKL and DGLAP become separate for most azimuthal correlations and ratios between them, this effect being more and more visible as the rapidity gap between the jets, Y , increases. In other words, in this kinematics the additional undetected parton radiation between the jets which is present in the resummed BFKL series, in comparison to just one undetected parton allowed by the NLO DGLAP approach, makes its difference and leads to more azimuthal angle decorrelation between the jets, in full agreement with the original proposal of Mueller and Navelet.

This result was not unexpected: the use of *symmetric* cuts for jet transverse momenta maximizes the contribution of the Born term, which is present for back-to-back jets only and is expected to be large, therefore making less visible the effect of the BFKL resummation. This phenomenon could be at the origin of the instabilities observed in the NLO fixed-order calculations of [36, 37].

Another important benefit from the use of asymmetric cuts, pointed out in [26], is that the effect of violation of the energy-momentum conservation in the NLA is strongly suppressed with respect to what happens in the LLA.

In view of all these considerations, we strongly suggest experimental collaborations to consider also asymmetric cuts in jet transverse momenta in all future analyses of Mueller-Navelet jet production process.

Acknowledgments

We thank G. Safronov for fruitful discussions.

D.I. thanks the Dipartimento di Fisica dell'Università della Calabria and the Istituto Nazionale di Fisica Nucleare (INFN), Gruppo collegato di Cosenza, for warm hospitality and financial support. The work of D.I. was also supported in part by the grant RFBR-15-02-05868-a.

B.M. thanks the Sobolev Institute of Mathematics of Novosibirsk for warm hospitality during the preparation of this paper. The work of B.M. was supported in part by the grant RFBR-13-02-90907 and by the European Commission, European Social Fund and Calabria Region, that disclaim any liability for the use that can be done of the information provided in this paper.

References

- [1] A.H. Mueller and H. Navelet, Nucl. Phys. B **282** (1987) 727.
- [2] V.S. Fadin, E.A. Kuraev, L.N. Lipatov, Phys. Lett. B **60** (1975) 50; E.A. Kuraev, L.N. Li-

- patov and V.S. Fadin, Zh. Eksp. Teor. Fiz. **71** (1976) 840 [Sov. Phys. JETP **44** (1976) 443]; **72** (1977) 377 [**45** (1977) 199]; Ya.Ya. Balitskii and L.N. Lipatov, Sov. J. Nucl. Phys. **28** (1978) 822.
- [3] V.N. Gribov, L.N. Lipatov, Sov. J. Nucl. Phys. **15** (1972) 438; G. Altarelli, G. Parisi, Nucl. Phys. B **126** (1977) 298; Y.L. Dokshitzer, Sov. Phys. JETP **46** (1977) 641.
- [4] V.S. Fadin, L.N. Lipatov, Phys. Lett. B **429** (1998) 127 [hep-ph/9802290].
- [5] M. Ciafaloni and G. Camici, Phys. Lett. B **430** (1998) 349 [hep-ph/9803389].
- [6] V.S. Fadin, R. Fiore and A. Papa, Phys. Rev. D **60** (1999) 074025 [hep-ph/9812456].
- [7] V.S. Fadin and D.A. Gorbachev, Pisma v Zh. Eksp. Teor. Fiz. **71** (2000) 322 [JETP Letters **71** (2000) 222]; Phys. Atom. Nucl. **63** (2000) 2157 [Yad. Fiz. **63** (2000) 2253].
- [8] V.S. Fadin and R. Fiore, Phys. Lett. **B610** (2005) 61 [*Erratum-ibid.* **621** (2005) 61] [hep-ph/0412386]; Phys. Rev. D **72** (2005) 014018 [hep-ph/0502045].
- [9] J. Bartels, D. Colferai and G.P. Vacca, Eur. Phys. J. C **24** (2002) 83 [hep-ph/0112283]; Eur. Phys. J. C **29** (2003) 235 [hep-ph/0206290].
- [10] F. Caporale, D.Yu. Ivanov, B. Murdaca, A. Papa and A. Perri, JHEP **1202** (2012) 101 [arXiv:1112.3752 [hep-ph]].
- [11] D.Yu. Ivanov and A. Papa, JHEP **1205** (2012) 086 [arXiv:1202.1082 [hep-ph]].
- [12] M. Furman, Nucl. Phys. B **197** (1982) 413.
- [13] F. Aversa, P. Chiappetta, M. Greco, J.P. Guillet, Nucl. Phys. B **327** (1989) 105; Z. Phys. C **46** (1990) 253.
- [14] D. Colferai and A. Niccoli, JHEP **1504** (2015) 071 [arXiv:1501.07442 [hep-ph]].
- [15] D.Yu. Ivanov and A. Papa, Nucl. Phys. B **732** (2006) 183 [hep-ph/0508162]; Eur. Phys. J. C **49** (2007) 947 [hep-ph/0610042]; F. Caporale, A. Papa and A. Sabio Vera, Eur. Phys. J. C **53** (2008) 525 [arXiv:0707.4100 [hep-ph]].
- [16] G.P. Salam, JHEP **9807** (1998) 019 [hep-ph/9806482]; M. Ciafaloni, D. Colferai, G.P. Salam, A.M. Stasto, Phys. Lett. B **587** (2004) 87 [hep-ph/0311325]; Phys. Rev. D **68** (2003) 114003 [hep-ph/0307188]; Phys. Lett. B **576** (2003) 143 [hep-ph/0305254]; Phys. Lett. B **541** (2002) 314 [hep-ph/0204287]; Phys. Rev. D **66** (2002) 054014 [hep-ph/0204282]; M. Ciafaloni, D. Colferai, G.P. Salam, JHEP **0007** (2000) 054 [hep-ph/0007240]; JHEP **9910** (1999) 017 [hep-ph/9907409]; Phys. Rev. D **60** (1999) 114036 [hep-ph/9905566]; M. Ciafaloni, D. Colferai, Phys. Lett. B **452** (1999) 372 [hep-ph/9812366]; A. Sabio Vera, Nucl. Phys. B **722** (2005) 65 [hep-ph/0505128].
- [17] J. Kwiecinski and L. Motyka, Phys. Lett. B **462** (1999) 203 [hep-ph/9905567].

- [18] P.M. Stevenson, Phys. Lett. B **100** (1981) 61; Phys. Rev. D **23** (1981) 2916.
- [19] G. Grunberg, Phys. Lett. B **95** (1980) 70 [*Erratum-ibid.* B **110** (1982) 501]; *ibid.* B **114** (1982) 271; Phys. Rev. D **29** (1984) 2315.
- [20] S.J. Brodsky, G.P. Lepage, P.B. Mackenzie, Phys. Rev. D **28** (1983) 228.
- [21] D. Colferai, F. Schwennsen, L. Szymanowski, S. Wallon, JHEP **1012** (2010) 026 [arXiv:1002.1365 [hep-ph]].
- [22] F. Caporale, D.Yu. Ivanov, B. Murdaca and A. Papa, Nucl. Phys. B **877** (2013) 73 [arXiv:1211.7225 [hep-ph]].
- [23] F. Caporale, B. Murdaca, A. Sabio Vera and C. Salas, Nucl. Phys. B **875** (2013) 134 [arXiv:1305.4620 [hep-ph]].
- [24] B. Ducloué, L. Szymanowski, S. Wallon, JHEP **1305** (2013) 096 [arXiv:1302.7012 [hep-ph]].
- [25] B. Ducloué, L. Szymanowski, S. Wallon, Phys. Rev. Lett. **112** (2014) 082003 [arXiv:1309.3229 [hep-ph]].
- [26] B. Ducloué, L. Szymanowski, S. Wallon, Phys. Lett. B **738** (2014) 311 [arXiv:1407.6593 [hep-ph]].
- [27] F. Caporale, D.Yu. Ivanov, B. Murdaca and A. Papa, Eur. Phys. J. C **74** (2014) 3084 [arXiv:1407.8431v2 [hep-ph]].
- [28] A. Sabio Vera and F. Schwennsen, Nucl. Phys. B **776** (2007) 170 [hep-ph/0702158]; A. Sabio Vera, Nucl. Phys. B **746** (2006) 1 [hep-ph/0602250].
- [29] CMS Collaboration, S. Chatrchyan *et al.*, CMS PAS FSQ-12-002.
- [30] D. Colferai, talk given at the “LHC Working group on Forward Physics and Diffraction”, Instituto de Física Teórica UAM/CSIC Madrid, April 21-25, 2015, <http://workshops.ift.uam-csic.es/LHCFPWG2015>.
- [31] F. Caporale, D.Yu. Ivanov, B. Murdaca and A. Papa, arXiv:1504.06471 [hep-ph].
- [32] A.D. Martin, W.J. Stirling, R.S. Thorne and G. Watt, Eur. Phys. J. C **63** (2009) 189 [arXiv:0901.0002 [hep-ph]].
- [33] CERNLIB Homepage: <http://cernlib.web.cern.ch/cernlib>
- [34] R. Forrey, J. Comput. Phys. **137** (1997) 79.
- [35] W.J. Cody, A.J. Strecok, H.C. Thacher, Math. Comput. **27** (1973) 121.
- [36] J.R. Andersen, V. Del Duca, S. Frixione, C.R. Schmidt and W.J. Stirling, JHEP **0102** (2001) 007 [hep-ph/0101180].
- [37] M. Fontannaz, J.P. Guillet and G. Heinrich, Eur. Phys. J. C **22** (2001) 303 [hep-ph/0107262].

Table 1: Ratios C_n/C_m for $k_{J_1,\min} = 35$ GeV and $k_{J_2,\min} = 45$ GeV.

	Y	BFKL _(a)	DGLAP _(a)	BFKL _(b)	DGLAP _(b)
C_1/C_0	3.0	0.963(21)	1.003(44)	0.964(17)	1.021(78)
	6.0	0.7426(43)	0.884(61)	0.7433(30)	0.914(91)
	9.0	0.897(15)	0.868(16)	0.714(10)	0.955(50)
C_2/C_0	3.0	0.80(2)	0.948(43)	0.812(15)	0.949(75)
	6.0	0.4588(32)	0.726(56)	0.4777(26)	0.702(81)
	9.0	0.4197(79)	0.710(15)	0.3627(50)	0.850(48)
C_3/C_0	3.0	0.672(18)	0.876(41)	0.684(13)	0.838(70)
	6.0	0.3095(26)	0.566(45)	0.3282(21)	0.435(68)
	9.0	0.2275(72)	0.558(13)	0.2057(29)	0.717(44)
C_2/C_1	3.0	0.831(18)	0.945(43)	0.842(16)	0.929(72)
	6.0	0.6178(43)	0.821(66)	0.6427(34)	0.768(91)
	9.0	0.4677(63)	0.817(18)	0.5079(56)	0.890(51)
C_3/C_2	3.0	0.839(22)	0.924(45)	0.843(17)	0.883(76)
	6.0	0.6745(64)	0.780(71)	0.6869(52)	0.62(11)
	9.0	0.542(15)	0.787(21)	0.5670(59)	0.844(56)

Table 2: Ratios C_n/C_m for $k_{J_1,\min} = 35$ GeV and $k_{J_2,\min} = 50$ GeV.

	Y	BFKL _(a)	DGLAP _(a)	BFKL _(b)	DGLAP _(b)
C_1/C_0	3.0	0.961(23)	1.006(46)	0.964(15)	1.034(89)
	6.0	0.7360(49)	0.869(58)	0.7357(25)	0.89(12)
	9.0	1.0109(61)	0.857(16)	0.7406(46)	0.958(56)
C_2/C_0	3.0	0.788(21)	0.946(44)	0.801(14)	0.950(85)
	6.0	0.4436(37)	0.698(53)	0.4626(19)	0.611(98)
	9.0	0.4568(50)	0.695(15)	0.3629(23)	0.862(54)
C_3/C_0	3.0	0.653(19)	0.868(43)	0.669(12)	0.814(79)
	6.0	0.2925(31)	0.530(42)	0.3115(15)	0.320(57)
	9.0	0.2351(35)	0.551(17)	0.1969(17)	0.748(50)
C_2/C_1	3.0	0.820(21)	0.940(44)	0.832(15)	0.918(81)
	6.0	0.6027(51)	0.803(64)	0.6288(26)	0.69(12)
	9.0	0.4518(35)	0.811(18)	0.4900(24)	0.899(57)
C_3/C_2	3.0	0.829(26)	0.917(46)	0.835(17)	0.857(85)
	6.0	0.6595(82)	0.759(70)	0.6733(36)	0.52(11)
	9.0	0.5146(85)	0.793(23)	0.5426(38)	0.869(62)

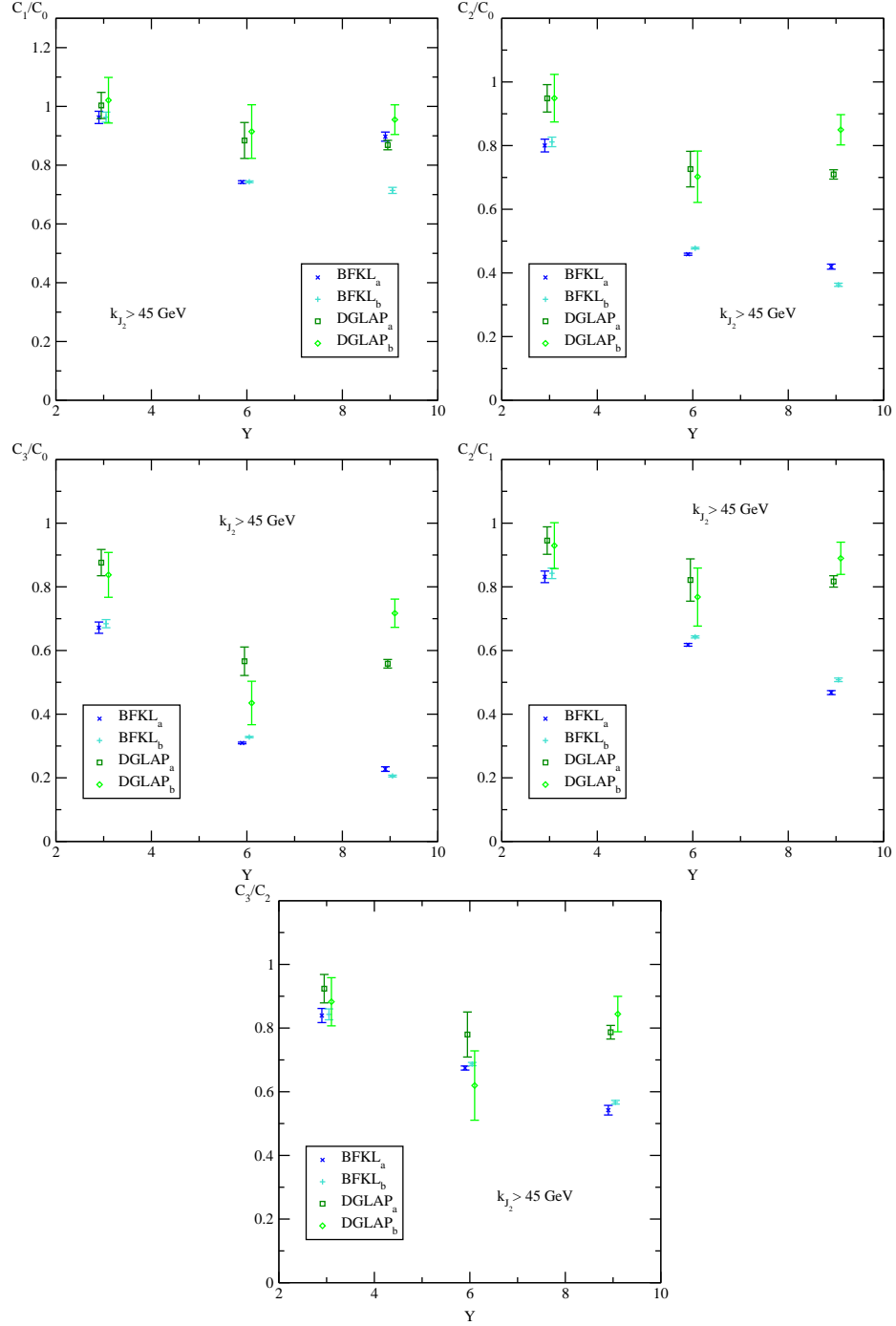


Figure 2: Y -dependence of several ratios C_m/C_n for $k_{J_1, \min} = 35$ GeV and $k_{J_2, \min} = 45$ GeV, for BFKL and DGLAP in the two variants of the BLM method (data points have been slightly shifted along the horizontal axis for the sake of readability).

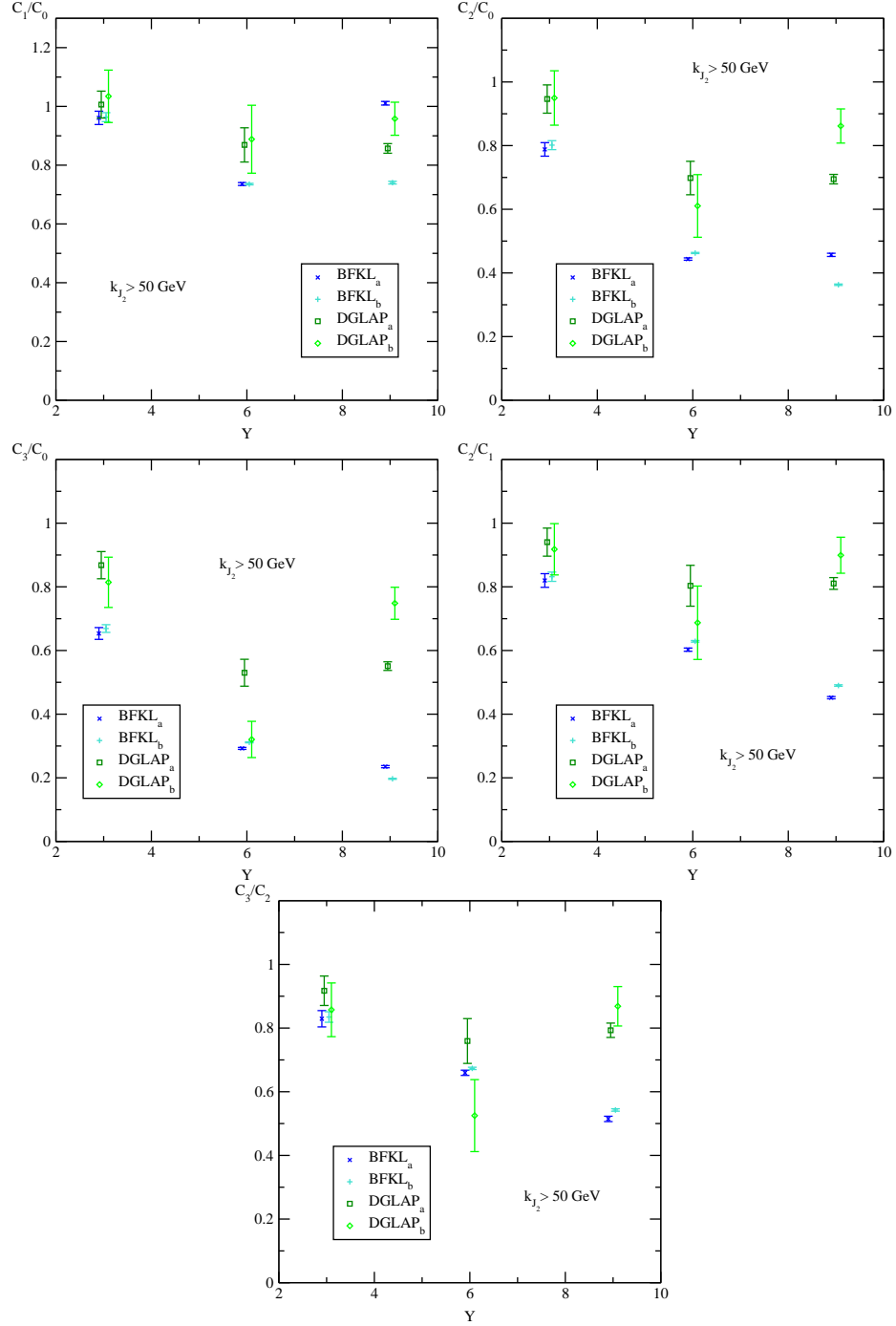


Figure 3: Y -dependence of several ratios C_m/C_n for $k_{J_1, \min} = 35$ GeV and $k_{J_2, \min} = 50$ GeV, for BFKL and DGLAP in the two variants of the BLM method (data points have been slightly shifted along the horizontal axis for the sake of readability).