

Evolution of non-interacting entropic dark energy and it's phantom nature.

Titus K. Mathew, Chinthak Murali and Shejeelammal J

Department of Physics, Cochin University of Science and Technology, Kochi, India

E-mail: titus@cusat.ac.in

Abstract. Assuming the form of the entropic dark energy as arises from the surface term in the Einstein-Hilbert's action, its evolution was analyzed in an expanding flat universe. The model parameters were evaluated by constraining the model using the Union data on Type Ia supernovae. We found that in the non-interacting case, the model predicts an early decelerated phase and a later accelerated phase at the background level. The evolution of the Hubble parameter, dark energy density, equation of state parameter and deceleration parameter were obtained. The model hardly seems to be supporting the linear perturbation growth for the structure formation. We also found that the entropic dark energy shows phantom nature for redshifts $z < 0.257$. During the phantom epoch, the model predicts big-rip effect at which both the scale factor of expansion and the dark energy density become infinitely large and the big rip time is found to be around 36 Giga Years from now.

PACS numbers: 98.80.-k, 98.80.Es, 95.30.Tg

Keywords: dark energy, entropic gravity, phantom nature, big rip.

1. Introduction

The mounting observational evidences[1, 2] have proved that the current universe is accelerating in expansion and the acceleration was began in the recent past in the history of the universe. It was conjectured that this acceleration is caused by the exotic form of energy called dark energy (DE) which can able to produce negative pressure, unlike the conventional form of matter. The origin and evolution of dark energy is still the most important problem for the physicist today. The standard Λ CDM model in which the universe consists of cold dark matter and cosmological constant as dark energy is matching well with the observational data, but it is facing the severe cosmological constant problem that the theoretical value of the dark energy density as predicted from the field theoretical considerations is nearly 120 orders larger than the observational value [3, 4]. This motivates the consideration of the dynamical DE models. Various DE models were proposed aiming mainly on solving the cosmological constant problem. For a review of dark energy models, see, Copeland et. al. [5], Sahni et. al. [3] and references therein. Among the different classes of models the quintessence models [6, 7] and K-essence [8] models based on the scalar fields, while Chaplygin gas model[9] is an example for the one trying unify both dark matter and DE. Various other models are existing in the current literature, for instance, holographic dark energy models[10], Agegraphic[11] models etc. Among these variety of models, entropic-force DE model gained much attention recently. Entropic DE (EDE) model was first proposed by Easson et. al.[12, 13]. This model is based on the idea of entropic gravity, proposed by Verlinde[14]. Verlinde explained gravity as a kind of force related to the change in entropy, hence the name entropic gravity, and he derived the field equations of gravity from the second law of thermodynamics. The entropic dark energy in the entropic gravity model is being arised from the surface term, often neglected, appearing in the Einstein-Hilbert's action. It was conjectured that the horizon, the boundary of the universe is acting as the so called 'holographic screen'.

In the work of Easson et.al., it was shown that surface part in the action would add a positive term to the acceleration equivalent to $C_H H^2 + C_{\dot{H}} \dot{H}$, where H is the Hubble parameter, C_H & $C_{\dot{H}}$ are the model parameters assumed to be in the range $3/2\pi \leq C_H \leq 1$ and $0 \leq C_{\dot{H}} \leq 3/2\pi$, where over-dot represents a derivative with time. They have demonstrated from error plot analysis using Type Ia supernovae data, that, the model is in good agreement in predicting the distance modulus of various supernovae and the universe moves smoothly from a decelerating to an accelerating epoch at around a redshift $z \sim 0.5$. Later this model was considered by Spyros et. al.[15], as a running vacuum, with constant equation of state, -1 so that the model leads to either eternal acceleration or eternal deceleration for the respective parametric range hence doesn't predict a transition from an early decelerated phase to a latter accelerated phase of expansion and hence they argued that EDE model is not viable both at the background level and perturbation level. For obtainig this result they have assumed a general conservation law, which implies a energy transffer between the EDE

and other cosmic components. On the other hand Easson et al. doesn't assume any energy transfer, hence each component assumes separate conservation law.

In the present work we have assumed the general form for the EDE density and derived the Hubble parameter by following the Easson et al. approach, where there is no interaction between the dark energy and other cosmic components, especially matter. The model is then contrasted with the observational data on Type Ia supernovae to extract the model parameters. The various cosmological parameters like dark energy density, equation of state, deceleration parameter were calculated and their evolution are studied. The paper is organized as follows. In section two we obtained the Hubble parameter and constraint the model with observational data to extract the model parameters. The error bar plots with supernovae data were constructed and with the model prediction. The model is also compared with the Stern et al. data on Hubble parameter at various redshifts. Section three consists of our analysis of the various cosmological parameters and also results on the Om diagnostic analysis of the model. In section four we have presented our observations on the big rip singularity occurred in this model followed by conclusions in section five.

2. Entropic dark energy, Hubble parameter and estimation of model parameters

The surface term in the action, which is often neglected, will cause the EDE. The Einstein Hilbert action including the surface term can be schematically expressed as [12, 16]

$$I = \int_M (R + L_m) + \frac{1}{8\pi} \oint_{\partial M} K \quad (1)$$

where R is the scalar curvature, L_m is the Lagrangian corresponds to matter, field and K is the trace of the extrinsic curvature of the boundary. The variation of this action with respective boundary contribution will lead to the Einstein's field equation, which when combined with Friedmann metric, gives the Friedmann equations, of which especially the acceleration equation become [12],

$$\frac{\ddot{a}}{a} = -\frac{4\pi G}{3} (\rho + 3P) + (C_{\dot{H}}\dot{H} + C_H H^2) \quad (2)$$

In this equation the last two positive terms on the right hand side constitute the entropic dark energy density, with coefficients $C_{\dot{H}}$ and C_H , which constitute the EDE density,

$$\rho_{EDE} = 3 (C_H H^2 + C_{\dot{H}} \dot{H}) \quad (3)$$

where C_H and $C_{\dot{H}}$ are the model parameters and we follow the natural system of universe, $8\pi G = c = 1$. For a spatially flat Friedmann universe, which is being favored by cosmic microwave background (CMB) observations and predicted by inflationary models [17, 18], this DE satisfies the Friedmann equation,

$$H^2 = \frac{\rho_m}{3} + \frac{\rho_{EDE}}{3} \quad (4)$$

where ρ_m is the matter or effectively cold dark matter density. and we use the natural system unit in which $8\pi G = c = 1$. Assuming no interaction between dark energy and non-relativistic matter, the matter and entropic DE satisfies the conservation equation separately,

$$\dot{\rho}_m + 3H(\rho_m + P_m) = 0 \quad (5)$$

$$\dot{\rho}_{EDE} + 3H(\rho_{EDE} + P_{EDE}) = 0 \quad (6)$$

where $P_{m/EDE}$ are the pressures of the matter/EDE components of the universe.

Equations (3) and (4) were properly combined to obtain the differential equation for Hubble parameter evolution,

$$\frac{dh^2}{dx} + \left(\frac{2(C_H - 1)}{C_{\dot{H}}} \right) h^2 + \frac{2\Omega_{m0}}{C_{\dot{H}}} e^{-3x} = 0 \quad (7)$$

where $h = H/H_0$, Ω_{m0} is the present value of mass parameter of dark matter and $x = \log a$ with a as the scale factor of expansion. The solution of this will gives the evolution of Hubble parameter as,

$$h^2(x) = \eta e^{-3x} + (1 - \eta) e^{-(2(C_H - 1)/C_{\dot{H}})x} \quad (8)$$

where,

$$\eta = \left(\frac{\Omega_{m0}}{1 + (\frac{3}{2}C_{\dot{H}} - C_H)} \right), \quad (9)$$

which shows that $\eta = \Omega_{m0}$ if $C_H = 3C_{\dot{H}}/2$, $\eta < \Omega_{m0}$ if $C_H < 3C_{\dot{H}}/2$ and $\eta > \Omega_{m0}$ if $C_H > 3C_{\dot{H}}/2$. The Hubble parameter given by the above equation also satisfies the condition $h = 1$ for $z = 0$ corresponds to $x = 0$, apt for the current state of the universe. Especially for the case $C_H = 3C_{\dot{H}}/2$ the Hubble parameter reduces to,

$$h^2 = \Omega_{m0} e^{-3x} + (1 - \Omega_{m0}) e^{-(3(C_H - 1)/C_H)x}, \quad (10)$$

and with additional constraint $\Omega_{m0} = 1$, corresponds to the matter dominated case the Hubble parameter become,

$$h^2 = e^{-3x}, \quad (11)$$

which in fact the Einstein-de Sitter model.

2.1. Contrasting with Type Ia data

We have evaluated the model parameters $C_H, C_{\dot{H}}$ and also the present value of Hubble parameter, H_0 by constraining model using the observation data. These parameters are determined by minimizing the χ^2 function,

$$\chi^2 = \sum_i \frac{[\mu_{obs}(z_i) - \mu_{th}(z_i)]^2}{\sigma_i^2}, \quad (12)$$

where $\mu_{obs}(z_i)$ is the observed distance modulus of the supernova at redshift z_i , $\mu_{th}(z_i)$ is the corresponding theoretical modulus and σ_i is the uncertainty in the SNe observation.

Model	χ^2_{min}	$\chi^2_{min}/\text{d.o.f}$	α	β	H_0
EDE with $\Omega_{m0} = 0.30$	311.29	1.024	0.813	0.415	70.59
EDE with $\Omega_{m0} = 0.27$	311.29	1.024	0.832	0.374	70.59
EDE with $\Omega_{m0} = 0.25$	311.29	1.024	0.844	0.346	70.59
Λ CDM model	311.93	1.026	-	-	70.03

Table 1. Best estimates of the parameters using supernovae data for different Ω_{m0} . The term, d.o.f = degrees of freedom = N - n, N=307, the number of data points, n=3, number of parameters in the model. For comparison we have also evaluated the corresponding values for the standard Λ CDM model for the same data set.

We have used the “Union” SNe data set[19], which consists 307 type Ia supernova. The theoretical distance modulus is,

$$\mu_{th}(z_i, \alpha, \beta, H_0) = 5 \log_{10} \left(\frac{d_L}{Mpc} \right) + 25, \quad (13)$$

where d_L is the luminosity of the supernova and is given by,

$$d_L(z_i, \alpha, \beta, H_0) = c(1+z) \int_0^{z_i} \frac{dz'}{H(z', \alpha, \beta, H_0)}, \quad (14)$$

where c is the light speed. The best estimates of the parameters C_H , $C_{\dot{H}}$ and H_0 for three different values of $\Omega_{m0} = 0.25, 0.27, 0.30$ are obtained by minimizing the χ^2 function and are shown in table 1. The $\chi^2_{min}=311.29$ and the Hubble parameter $H_0 = 70.59$ are the same for the three values of the dark mass parameter but C_H parameter value decreases as Ω_{m0} increases and $C_{\dot{H}}$ parameter value increases with Ω_{m0} . For a comparison we also evaluated the χ^2_{min} for the Λ CDM model, which give values almost close to the EDE values. The statistical correction for the parameters values were obtained by constructing the confidence regions in figure 1 for $\Omega_{m0} = 0.3$. The best fit corresponds to 99.73% are $C_H = 0.813 \pm 0.056$, $C_{\dot{H}} = 0.415 \pm 0.061$ and for 99.99% probability are $C_H = 0.813 \pm 0.072$, $C_{\dot{H}} = 0.415 \pm 0.079$.

The best estimated values shows that $2(C_H - 1)/C_{\dot{H}} \simeq -0.902$, which implies that at large redshift, $z \gg 1$, the Hubble parameter become,

$$h^2 \simeq \eta(1+z)^3, \quad (15)$$

ensures that the early universe has gone through a matter dominated phase. In comparison with the corresponding equation in standard Λ CDM model, i.e. $h^2 = \Omega_{m0}(1+z)^3$, the parameter η is now corresponds to the dark mass parameter Ω_{m0} in Λ CDM model, however it is slightly large, $\eta = 1.23\Omega_{m0}$, as per the best estimates of the model parameters. This hike is due to the fact that the EDE is mimicking the dark matter characteristic in the early matter dominated epoch, a fact to be clear from the considerations of equation of state parameter, and is contributing towards the total non-relativistic mass density at $z \gg 1$. Similar situations of increased mass parameter were discussed in many recent literature, for instance the mass parameter $\tilde{\Omega}_m = 1.1\Omega_{m0}$ in the quintessence model considered in reference[22]. However for the sufficient growth

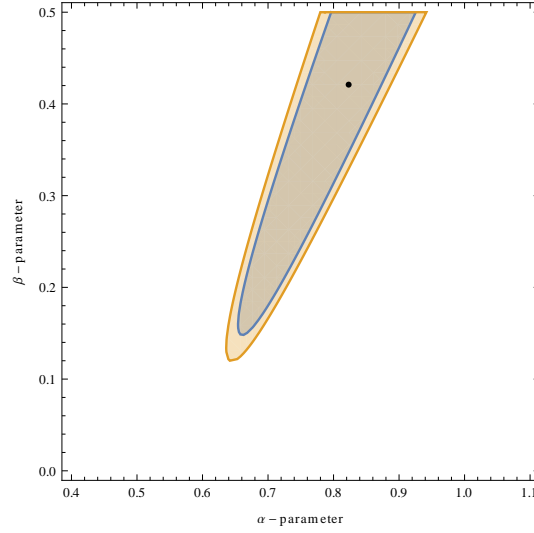


Figure 1. Confidence intervals for the parameters $\alpha \equiv C_H$ and $\beta \equiv C_{\dot{H}}$ for the Hubble parameter $H_0 = H(z=0) = 70.42$ and $\Omega_{m0} = 0.3$ using the Union supernovae data. The confidence intervals shown are corresponds to 99.73% probability (inner one) and 99.99% probability (outer one). The dot represents the values of $(C_H, C_{\dot{H}})$ corresponds to χ^2_{min} .

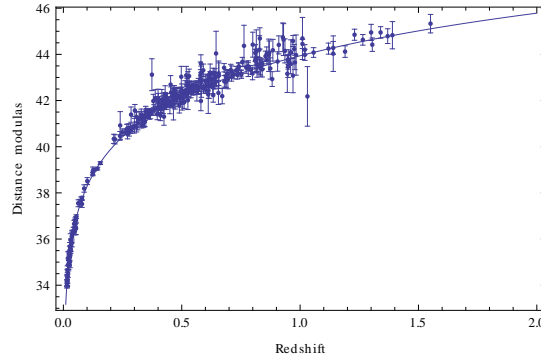


Figure 2. Comparison of the distance modulus between the EDE model with $\Omega_{m0} = 0.3$ and supernovae data. The error bars are corresponds to the observational data and the continuous line is the prediction from the present model.

of perturbations in the matter dominated epoch of a universe consists of quintessence field, it is argued that $\tilde{\Omega}_{mo} \lesssim 1.15\Omega_{m0}$ [23]. Taking this constraint in to consideration, it seems that the non-interacting EDE model hardly supporting the perturbation growth, required for the structure formation in the matter dominated era, hence it may not be viable at the perturbation level.

Using the best estimates of the model parameters, we have compared the EDE's prediction of the distance modulus d_L , of supernovae at various redshift in equation (14) with supernovae data and is shown in figure 2. The figure shows good agreement between theory and observation at low redshifts. Similarly the Hubble parameter evolution in EDE model is compared with the Stern data[24] and also with the Λ CDM model in figure 3. It is seen that the Hubble parameter evolution of the EDE model is fitting

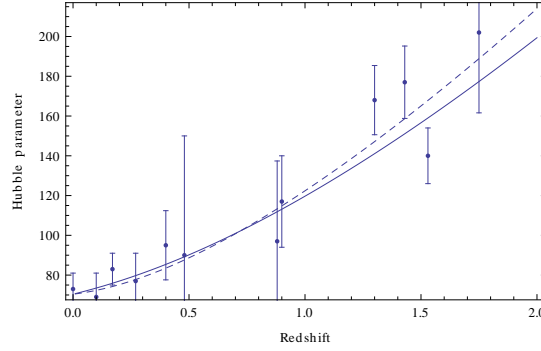


Figure 3. Hubble parameter evolution of EDE model with Ω_{m0} compared with Stern data on Hubble parameter and Λ CDM model. the error bar lines are corresponds to Stern data, dotted line corresponds to Hubble parameter evolution of EDE model and continuous line corresponds to Λ CDM model.

fairly well with the observational data at lower redshift but high redshift the fitting is not seems to be good. At the low red shift region for the expansion rate in the EDE model is slightly lagging behind the the Λ CDM model, at around $z \sim 0.7$ the expansion rate in the non-interacting EDE model making cross-over into large rate and is very well leading Λ CDM model at large redshift. This is due to the fact that at very large redshift redshift the EDE dark energy is almost having the behavior of cold dark matter. While discussing the model independent extraction of dark energy properties, Sahni et. al. [20] shows a similar type of contrast in the behavior of the Hubble parameter between the model independent dark energy and Λ CDM model.

3. Evolution of cosmological parameters

In the present model, the dark energy density evolution with respect to redshift can be obtained form equation (8) as,

$$\Omega_{EDE} = \eta e^{-3x} + (1 - \eta) e^{-(2(C_H-1)/C_{\dot{H}})x} - \Omega_{m0} e^{-3x}. \quad (16)$$

In terms of the scale factor the above equation become,

$$\Omega_{EDE} = (\eta - \Omega_{m0}) a^{-3} + (1 - \eta) a^{-(2(C_H-1)/C_{\dot{H}})}. \quad (17)$$

For the best estimates of the model parameters, it can be easily seen that $2(C_H - 1)/C_{\dot{H}} \simeq -1$, so the last term in the above equation become proportional to a^1 . Hence in the remote past of the universe (at large redshift, $z \gg 1$) corresponds to $a \rightarrow 0$ the EDE density become, $\Omega_{EDE} \simeq (\eta - \Omega_{m0}) a^{-3}$, which corresponds to the behavior similar to the cold dark matter. But at small redshift corresponds to large a the dark energy density, $\Omega_{EDE} \sim (1 - \eta) a$, grows almost in proportion to the scale factor.

The equation of state parameter can be obtained from standard relation[25] in terms of redshift as,

$$\omega_{EDE} = -1 + \frac{1}{3} \left(\frac{3(\eta - \Omega_{m0})(1+z)^3 + (\frac{2(C_H-1)}{C_{\dot{H}}})(1-\eta)(1+z)^{2(C_H-1)/C_{\dot{H}}}}{(\eta - \Omega_{m0})(1+z)^3 + (1-\eta)(1+z)^{(2(C_H-1)/C_{\dot{H}})}} \right) \quad (18)$$

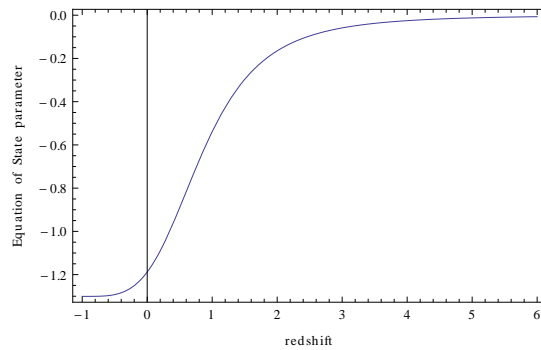


Figure 4. Evolution of the equation of state parameter for the best fit values of the parameters.

At very large redshift, $z \gg 1$ only the terms proportional to $(1+z)^3$ will effectively contribute, and other terms will be negligibly small, as a result $\omega_{EDE} \rightarrow 0$. That confirms that in very early stage the EDE has a behaviour similar to the cold dark matter. But as $z \rightarrow -1$ the equation of state will behaves as, $\omega_{EDE} \rightarrow -1 + 2(C_H - 1)/C_{\dot{H}}$, which is for the best estimates of parameters (for $\Omega_{m0} = 0.3$), become, $\omega_{EDE}(z \rightarrow -1) \rightarrow -1.3$. The evolution of the equation of state parameters given figure 4. The figure shows that EDE equation of state parameter crosses the phantom divide, $\omega_{EDE} = -1$, and proceed towards still lower values in the latter evolutions, before stabilizing at around -1.3 . During it's phantom behavior at which the equation of state is less than -1 , the EDE violates the null energy condition, $(\rho + p) > 0$ and the energy density increase during the further evolution. In fact we have already seen from the previous paragraph that the EDE density does shows such a behavior in the late universe. From literature one can find that phantom behavior can be constructed from scalar field with a negative kinetic term,

$$\rho_{DE} = -\frac{1}{2}\dot{\phi}^2 + V(\phi) \quad p_{DE} = -\frac{1}{2}\dot{\phi}^2 - V(\phi) \quad (19)$$

which will leads to

$$\omega_{DE} = \frac{-\frac{1}{2}\dot{\phi}^2 - V(\phi)}{-\frac{1}{2}\dot{\phi}^2 + V(\phi)}. \quad (20)$$

Where ϕ is the scalar field, $V(\phi)$ is the potential energy and the above equation gives $\omega_{DE} < -1$ if $\dot{\phi}^2 > 0$. The current value of the equation of state in the present model is noted as $\omega_{EDE}(z = 0) \sim -1.185$. This values is higher than the observationally constrained value, around $\omega_{EDE}(z = 0) \sim -0.93$, [28] obtained from the joint analysis of WMAP+BAO+SNe data. The present value of the equation of state parameter of this model indicating the phantom nature of the entropic dark energy in the current phase of the universe. It is to be noted that some latest results on the equation of state in fact prefer phantom dark energy models. For example one of the latest cosmological data gives, $\omega_{DE} = 1.04^{+0.09}_{-0.10}$ [26], while in reference [28], the equation of state parameter is deduced as $\omega_{DE} = -1.10^{+0.14}_{-0.14}$. The recent results from Plank satellite gives, $\omega_{DE} = -1.49^{+0.65}_{-0.57}$ [29].

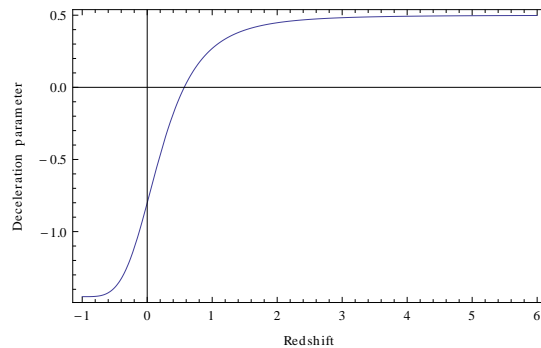


Figure 5. The evolution of the deceleration parameter with redshift.

A forecast of the phantom behavior of dark energy is the occurrence of big-rip effect or future singularity[27, 30, 31], due to the tremendous increase in the dark energy density as the universe expands. We have already shown that the density is increasing in proportion to the scale factor at sufficiently lower redshifts. So the big rip is seems to be inevitable in this model. We will analyze this fact in a later section.

The deceleration parameter can be obtained using the relation,

$$q = -1 - \frac{1}{2} \frac{dh^2}{dx}. \quad (21)$$

Using the expression for h^2 from equation(8), the evolution of the deceleration parameter is,

$$q = -1 + \frac{1}{2} \left(\frac{3\eta(1+z)^3 + \frac{2(C_H-1)}{C_{\dot{H}}}(1-\eta)(1+z)^{2(C_H-1)/C_{\dot{H}}}}{\eta(1+z)^3 + (1-\eta)(1+z)^{2(C_H-1)/C_{\dot{H}}}} \right). \quad (22)$$

In the limit $z \gg 1$ the second terms both on numerator and denominator inside the parenthesis on the right hand side of the above equation will be vanishingly small and be neglected, as a result, $q \rightarrow 1/2$, confirming that the EDE behave like CDM in the earlier period[. More over at the special condition, $3C_{\dot{H}}/2 = C_H$, $\Omega_{m0} = 1$ at which $\eta = 1$, the deceleration parameter become $q = 1/2$ implies Einstein-de Sitter universe as we already noted in the previous section while dealing with the evolution of the Hubble parameter. As the universe evolves further the deceleration parameter deceases and become negative at the recent past in the evolution of the universe. The negative value of the deceleration parameter implies acceleration in the expansion of the universe. For small redshift, when the EDE would increasingly dominate, the deceleration parameter be stabilized at $q \rightarrow -1 + (2C_H - 1)/C_{\dot{H}}$, which is in fact less than -1 as per the best fit values of the parameters C_H and $C_{\dot{H}}$. This behavior of the parameter indicates a transition from an early decelerated epoch to a later accelerated phase of expansion, and this transition is found to be occurred at a redshift of $z_T = 0.57$. Figure 5 shows the behavior of the deceleration parameter with redshift. The present value of the decelartion parameter is, $q(z = 0) = -0.8$. The observational constraints on the parameters, q and z_T are $q(z = 0) = -0.64 \pm 0.03$ [32, 33] and $z_T = 0.45 - 0.73$ [34]. Even though the predicted value of transition redshift z_T in this model is almost in agreement with the observational

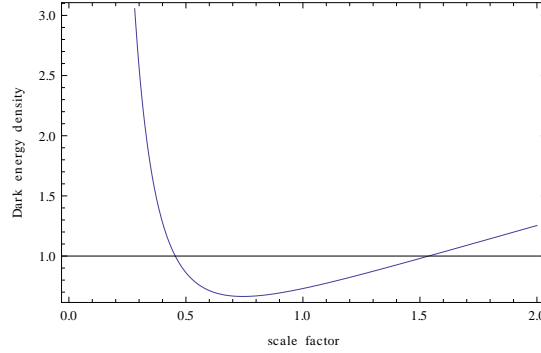


Figure 6. Evolution of DE with scale factor. The plot shows that when the DE density is decreasing in the early stage but increasing at the later stage where the equation of state is less than -1.

constraint, the present value of the deceleration parameter is not in exact agreement but slightly less than the observational value.

4. Big rip singularity

In the earlier section we have seen that the EDE shows phantom nature for $z < 0.257$. During phantom phase dark energy density Ω_{EDE} will increase in proportion to the scale factor, see figure 6. In this section we want to check whether the phantom nature of EDE indicates a big rip scenario. In the phantom stage the universe is increasingly DE dominated, hence the Hubble parameter given in equation(8) can be approximated with the second term on the right side alone,

$$h^2 \simeq (1 - \eta) \exp(-2(C_H - 1)x/C_H). \quad (23)$$

Considering the best fit values of the parameters, C_H and $C_{\dot{H}}$, it can be shown from the above equation that, the scale factor will diverge in finite duration of time in future, gives as big-rip time, t_{rip} ,

$$t_{rip} \simeq \frac{2}{(1 - \eta)^{1/2}} H_0^{-1}. \quad (24)$$

From the equation (9) of η , the big rip time t_{rip} is strongly depending on Ω_{m0} [27]. With $\Omega_{m0} = 0.30$, the above equation leads to $t_{rip} - t_0 \simeq 2.5H_0^{-1}$ for the best estimates of the model parameters, and is around 36 Giga Years for present model. While EDE density behaves as $\Omega_{ede} \propto a$ in DE dominated phase, it also will diverge during the big rip. The big rip phenomenon due to the phantom nature of the dark energy was first discussed by Caldwell[27]. The dark energy effectively anti gravitating in nature. In the phantom phase, the effect of this anti gravity is so high that it dissociates the large scale structures [27] in the universe. During this stage the expansion rate H grows with time, see figure 7, so that the horizon (whose size is proportional to H^{-1}) closes in on us and the galaxies will thus cross the horizon to disappear.

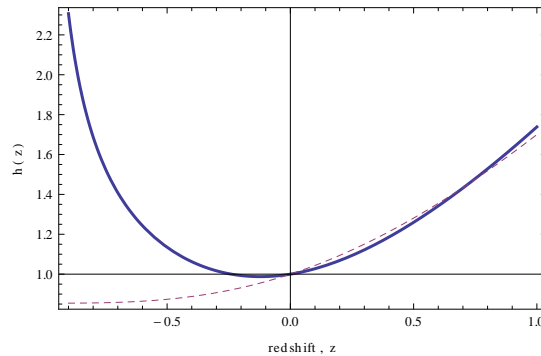


Figure 7. Growth of the expansion rate especially for $z < 0$. Compared to Λ CDM model (the dotted line) the expansion is growing at a faster rate when $z < 0$.

5. Conclusions

Entropic dark energy (EDE) was proposed first by Easson et al.[12] based on the Entropic gravity model. Technically the EDE arises from the surface term in Einstein-Hilbert action of gravity, and having a general form $C_H H^2 + C_{\dot{H}} \dot{H}$. Easson et al. have shown that the model predicts a transition from a decelerating phase to accelerating one at around a redshift, $z = 0.5$. They have also found a good agreement between the theoretical distance moduli of supernovae predicted by the model and the corresponding observational moduli. We have analyzed the non-interacting EDE model, in which both the dark energy and dark matter satisfies separate conservation laws, by evaluating the best estimates of the model parameters using the Union data on Type Ia supernovae. After deriving the Hubble parameter, the evolutions of the dark energy density, equation of state parameter and deceleration parameter were studied. The model predicts an early decelerated epoch and a later accelerated epoch. The model will reduce to the Einstein-de Sitter universe for the special conditions of parameters, $3C_{\dot{H}}/2 = C_H$ and $\Omega_{m0} \simeq 1$. The model predicts a slightly higher value for the mass parameter around, $\tilde{\Omega}_{m0} \simeq 1.25\Omega_{m0}$, which may dilute the linear perturbation hence may negatively affect the structure formation. However a firm conclusion regarding this needs detailed calculation. The evolution of the deceleration parameter is studied and found that there is a transition from the early decelerated epoch to a later accelerated epoch at around a redshift $z = 0.57$, a value slightly higher than that predicted in the work of Easson et al., but well within the WMAP range[28].

The equation of state is found crossing the phantom divide at $z < 0.257$ and stabilizes at around -1.3 . Its present value is around $\omega_{EDE} \sim -1.185$. We have also shown that the phantom nature of the EDE leads to big rip situation, such that during a finite time in the evolution of the universe the scale factor and dark energy density will become infinitely large. The big rip time is found to be around 36 Giga years from now. As pointed out by Caldwell, this may lead to the dissociation of structures and apart from that the horizon will approach us hence the structures may cross the horizon to disappear.

However one may note the work of Spyros et al.[15] at this juncture, where the authors treated the entropic dark energy as a dynamical vacuum with constant equation of state equal to -1, so that the dark energy is interacting with the dark matter sector and follows a common conservation law. In this work the authors have shown that the interacting EDE in fact produce either eternal acceleration or deceleration, unless the dark energy density is modified with an additional constant.

6. On considering interaction between the cosmic components

Acknowledgement

One of the authors (TKM) is thankful to IUCAA, Pune for the hospitality during the visit, where part of the work was done.

References

- [1] S. Perlmutter et al. 1998 *Nature (London)* **391** 51; *Astrophys. J.* **517** 565.
- [2] A. G. Riess et al. 1998 *Astron. J.* **116** 1009; 2004 *Astro-phys. J.* **607** 665.
- [3] V. Sahni and A. Starobinsky 2000 *Int. J. of Mod. Phys. A* **9** 373
- [4] T. Padmanabhan 2003 *Phys. Rept.* **380** 235.
- [5] E. J. Copeland, M. Sami and S. Tsujikawa, 2006 *Int. J. Mod.Phys. D* **15** 1753.
- [6] R.R. Caldwell, R.Dave and P.J. Steinhardt 1998 *Phys. Rev. Lett.* **80** 1582.
- [7] P.J. Peebles and B. Ratra 2003 *Rev. Mod. Phys.* **75** 559.
- [8] T. Chiba, T. Okabe and M. Yamaguchi 2000 *Phys. Rev. D* **62** 023511.
- [9] U. Alam, V. Sahni, T. D. Saini and A. A. Starobinsky 2003 *Mon. Not. R. Astron. Soc.* **344** 1057.
- [10] M. Li 2004 *Phys. Lett. B* **603** 1
- [11] R. -G. Cai 2007 *Phys. Lett. B* **657** 228.
- [12] D. A. Easson, P. H. Frampton and G. F. Smoot 2011 *Phys. Lett. B* **696** 273.
- [13] D. A. Easson, P. H. Frampton and G. F. Smoot 2012 *Int. J. Mod. Phys. A* **27** 1250066.
- [14] Erik Verlinde 2011 *JHEP* **04** 029.
- [15] Spyros Basilokas and Joan Sola, arXiv:astro-ph/1402.6594.
- [16] S.W. Hawking and G. T. Horowitz 1996 *Class. Quant. Grav.* **13** 1487.
- [17] de Bernardis P et. al. 2000 *Nature* **404** 955.
- [18] Hanany S et al.2000 *Astrophys. J.* **545** L5.
- [19] M. Kowalski et al.2008 *Astrophys. J.* **686** 749.
- [20] Sahni V, Shafieloo A and Starobinsky A. A. 2014 *Astrophys. J.* **793** L40.
- [21] Peebles P. J. E., *The Large scale structure of the universe*, Princeton University press (1980)
- [22] V. Sahni and L. Wang, astro-ph/9910097.
- [23] A. A. Starobinsky 1998 *JETP Lett.* **68** 757.
- [24] D Stern et al.2010 *JCAP* **1002** 008.
- [25] Praseetha P and Titus K Mathew 2014 *Int. J. Mod. Phys. D* **23** 1450024.
- [26] K. Nakamura (Particle Data group), 2010 *J. Phys. G* **37** 075021.
- [27] Caldwell, R.R. 2002 *Phys. Lett. B* **545** 2329.
- [28] E. Komatsu et al. 2011 *Astrophys. J. Suppl.* **192** 18.
- [29] Planck Collaboration, arXiv:1303.5076
- [30] S. Nojiri, S.D. Odintsov and S. Tsujikawa 2005 *Phys. Rev. D* **71** 063004.
- [31] S. Nojiri and S.D. Odintsov 2005 *Phys. Rev. D* **72** 023003.
- [32] Tegnark et al. 2006 *Phys. Rev. D* **74** 123507.
- [33] G. Hinshaw et al. 2009 *Astrophys. J. Suppl.* **180** 225.

- [34] U Alam, V. Sahni and A. A. Starobinsky 2004 *JCAP* **0406** 008.
- [35] V. Sahni, A. Shafieloo and A. A. starobinsky 2008 *Phys. Rev. D* **78** 103502.
- [36] C. Zunckel and C. Clarkson 2008 *Phys. Rev. Lett.* **101** 181301.
- [37] V. Sahni, T.D. Saini, A A starobinsky and U Alam 2003 *JETP Lett.* **77** 201.