

IDENTIFICATION AND INFERENCE FOR MARGINAL AVERAGE TREATMENT EFFECT ON THE TREATED WITH AN INSTRUMENTAL VARIABLE

BY LAN LIU^{*,†}, WANG MIAO^{†,§,¶} BAOLUO SUN^{*,||} JAMES
ROBINS^{*,§} AND ERIC TCHETGEN TCHETGEN^{*,§}

*University of Minnesota at Twin Cities[†],
Harvard University[§], Peking University[¶]
and Genome Institute of Singapore^{||}*

In observational studies, treatments are typically not randomized and therefore estimated treatment effects may be subject to confounding bias. The instrumental variable (IV) design plays the role of a quasi-experimental handle since the IV is associated with the treatment and only affects the outcome through the treatment. In this paper, we present a novel framework for identification and inference using an IV for the marginal average treatment effect amongst the treated (ETT) in the presence of unmeasured confounding. For inference, we propose three different semiparametric approaches: (i) inverse probability weighting (IPW), (ii) outcome regression (OR), and (iii) doubly robust (DR) estimation, which is consistent if either (i) or (ii) is consistent, but not necessarily both. A closed-form locally semiparametric efficient estimator is obtained in the simple case of binary IV and outcome and the efficiency bound is derived for the more general case.

1. Introduction. Sociology and epidemiology studies often aim to evaluate the effect of a treatment. For practical reasons, the average treatment effect among treated individuals (ETT) is sometimes of greater interest than the treatment effect in the population. For example, in epidemiology studies concerning the toxic effects of a new drug or in sociology studies evaluating the effects of a policy among those whom the policy is applied to, the ETT is the parameter of interest.

In observational or randomized studies with non-compliance, a primary challenge is the presence of unmeasured confounding, i.e. outcomes between treatment groups may differ not only due to the treatment effect, but also because of unmeasured factors that may affect the treatment selection.

*Supported by R01 AI032475, R21 AI113251, R01 ES020337, R01 AI104459

†Supported by China Scholarship Council

MSC 2010 subject classifications: Primary 62G05, 62G20; secondary 62G35

Keywords and phrases: Counterfactuals, Double robustness, Instrumental variable, Unmeasured confounding, Effect of treatment on the treated

Instrumental variables (IV) are useful in addressing unmeasured confounding. An IV is a variable that is associated with the treatment and it affects the outcome only through the treatment. The key idea of the IV method is to extract exogenous variation in the treatment that is unconfounded with the outcome and to take advantage of this bias-free component to make causal inference about the treatment effect (Robins, 1989; Angrist, Imbens and Rubin, 1996; Heckman, 1997).

The development of the IV approach can be traced back to Wright (1928) and Goldberger (1972) under linear structural equations in econometrics. Imbens and Angrist (1994), Angrist, Imbens and Rubin (1996) and Heckman (1997) formalized the IV approach within the framework of potential outcomes or counterfactuals. Robins (1989) and Robins (1994) evaluated the average treatment effect among treated individuals (ETT) conditional on the IV and observed covariates under additive and multiplicative structural nested models (SNMs). Identification is achieved by assuming a certain degree of homogeneity with regard to the IV in an SNM of the conditional ETT (Hernán and Robins, 2006). Mainly, the assumption states that the magnitude of the conditional ETT does not vary with the IV. This is also referred to as the no-current treatment value interaction assumption. Under a similar identifying assumption, Vansteelandt and Goetghebeur (2003), Robins and Rotnitzky (2004), Tan (2010), Clarke, Palmer and Windmeijer (2014) and Matsouaka and Tchetgen Tchetgen (2014) investigated estimation of this conditional causal effect using additive, multiplicative and logistic SNMs.¹

The literature mentioned above has some limitations. First of all, the literature focuses on the ETT conditional on the IV and observed covariates. The identification of such conditional ETT was achieved by specifying a functional form of the treatment causal effect. This is unattractive since it places constraints directly on the main parameter of interest and the misspecification of this functional form would lead to biased result. Second, the available inference methods require the treatment propensity score to be correctly specified even for an outcome regression-based estimator (Tan, 2010).

In this paper, we remedy these limitations in a novel framework for identification and estimation using an IV of the marginal ETT in the presence

¹In another line of research, Imbens and Angrist (1994) and Angrist, Imbens and Rubin (1996) defined the treatment effect on individuals who would comply to their assigned treatment. Under a monotonicity assumption about the effect of the IV on exposure, the complier average treatment effect can be identified. Further research along these lines include fully parametric estimation strategies (Tan, 2006; Barnard et al., 2003; Frangakis et al., 2004) as well as semiparametric methods (Abadie, 2003; Abadie, Angrist and Imbens, 2002; Tan, 2006; Ogburn, Rotnitzky and Robins, 2014).

of unmeasured confounding. By targeting directly the marginal ETT, we allow the conditional causal effect to remain unrestricted. Our methods are particularly valuable when the primary goal is to obtain an accurate estimate of the treatment effect. Additionally, we propose a new identification strategy which is applicable to any type of outcome, and provides necessary and sufficient global identification conditions. Moreover, for inference, we propose three different semiparametric estimators allowing for flexible covariate adjustment, (i) inverse probability weighting (IPW), (ii) outcome regression (OR) and (iii) doubly robust (DR) estimation which is consistent if either (i) or (ii) is consistent but not necessarily both.

The outline for the paper is as follows. In Section 2, we introduce the notation and state the main assumptions. We study the nonparametric identification of ETT in Section 3. We introduce IPW, OR as well as DR estimators in Section 4. In Section 5, we assess the performance of various estimators in a simulation study. In Section 6, we further illustrate the methods with a study concerning the impact of participation in a 401(k) retirement programs on savings. We conclude with a brief discussion in Section 7.

2. Preliminary Results. Suppose that one observes independently and identically distributed data $O = (A, Y, Z, C)$, where A is a binary treatment, Y is the outcome of interest and (Z, C) are pre-exposure variables. Let a, y, z, c denote the possible values that A, Y, Z, C could take. Let Y_{az} denote the potential outcome if A and Z are set to a and z and let Y_a denote the potential outcome only A is set to a . We formalize the IV assumptions using potential outcomes:

(IV.1) Stochastic exclusion restriction:

$$Y_{az} = Y_a \text{ almost surely for all } a \text{ and } z;$$

(IV.2) Unconfounded IV-outcome relation:

$$f_{Y_0|Z,C}(y|z, c) = f_{Y_0|C}(y|c) \text{ for all } z \text{ and } c;$$

(IV.3) IV relevance:

$$\Pr(A = 1|Z = z, C = c) \neq \Pr(A = 1|Z = 0, C = c) \text{ for all } z \neq 0 \text{ and } c.$$

Assumption (IV.1) states that Z does not have a direct effect on the outcome Y thus we use Y_a to denote the potential outcome under treatment a for $a = 0, 1$. Assumption (IV.2) is ensured under physical randomization but will hold more generally if C includes all common causes of Z and Y . Assumptions (IV.1)–(IV.2) together imply that conditional on C , the

IV is independent of the potential outcome for the unexposed, i.e., $Y_0 \perp\!\!\!\perp Z|C$. Assumption (IV.3) states that A and Z have a non-null association conditional on C , even if the association is not causal. If assumptions (IV.1)–(IV.3) are satisfied, Z is said to be a valid IV.

We make the consistency assumption $Y = AY_1 + (1 - A)Y_0$ almost surely. The marginal treatment effect on the treated is $ETT = E(Y_1 - Y_0|A = 1)$. Because $E(Y_1|A = 1) = E(Y|A = 1)$ can be consistently estimated from the average observed outcome of treated individuals, throughout, we focus on making inferences about ψ where

$$\psi = E(Y_0|A = 1).$$

Suppose there exist unmeasured variables denoted by U such that controlling for (U, Z, C) suffices to account for confounding, i.e. $Y_0 \perp\!\!\!\perp A|(U, Z, C)$, however,

$$(2.1) \quad Y_0 \not\perp\!\!\!\perp A|(Z, C),$$

where $\perp\!\!\!\perp$ denotes statistical independence. As pointed out by [Robins, Rotnitzky and Scharfstein \(2000\)](#), potential outcomes can be viewed as the ultimate unmeasured confounders. This is because by the consistency assumption, the observed outcome Y is a deterministic function of the treatment and the potential outcomes. Thus, given (Y_0, Y_1) , U does not contain any further information about Y . To make explicit use of (2.1), we define the extended propensity score $\pi(Y_0, Z, C) = \Pr(A = 1|Y_0, Z, C)$ as a function of Y_0 .

3. Nonparametric Identification. While assumptions (IV.1)–(IV.3) suffice to obtain a valid test of the sharp null hypothesis of no treatment effect ([Robins, 1994](#)) and can also be used to test for the presence of confounding bias ([Pearl, 1995](#)), ETT is not uniquely determined by the observed data without any additional restriction. For simplicity, we first consider the situation where covariates are omitted and outcome and IV are both binary. From the observed data, one can identify the quantities $\Pr(Y_0, Z|A = 0)$, $\Pr(Z|A = 1)$ and $\Pr(A = 0)$. These quantities are functions of the unknown parameters: $\Pr(Z = 1)$, $\Pr(Y_0 = 1)$, and $\Pr(A = 0|Y_0, Z)$. Without imposing any additional assumption, there are six unknown parameters (one for $\Pr(Z = 1)$, one for $\Pr(Y_0 = 1)$ and four for $\Pr(A = 0|Y_0, Z)$), however, only five degrees of freedom are available from the observed data (one for $\Pr(A = 0)$, one for $\Pr(Z|A = 0)$ and three for $\Pr(Y, Z|A = 0)$). As a result, the joint distribution $f(A, Y_0, Z)$ is not uniquely identified. Particularly, ψ is not identified.

For identification purposes, additional assumptions, such as Robins' no-current treatment value interaction assumption (Hernán and Robins, 2006), must be imposed to reduce the set of candidate models for the joint distribution $f(A, Y_0, Z, C)$. Below, we give a general necessary and sufficient condition for identification. Let $\mathcal{P}_{A|Y_0, Z, C}$ and $\mathcal{P}_{Y_0|C}$ denote the collections of candidates for $\Pr(A = 0|Y_0, Z, C)$ and $f(Y_0|C)$, which are known to satisfy (IV.1) and (IV.2).

CONDITION 1. Any two distinct elements $\Pr_1(A = 0|Y_0, Z, C)$, $\Pr_2(A = 0|Y_0, Z, C) \in \mathcal{P}_{A|Y_0, Z, C}$ and $f_1(Y_0|C)$, $f_2(Y_0|C) \in \mathcal{P}_{Y_0|C}$, satisfy the inequality:

$$\frac{\Pr_1(A = 0|Y_0, Z, C)}{\Pr_2(A = 0|Y_0, Z, C)} \neq \frac{f_2(Y_0|C)}{f_1(Y_0|C)}.$$

The following proposition states that condition 1 is a necessary and sufficient condition for identifiability of the joint distribution of (A, Y_0, Z, C) , where Y_0 and Z may be dichotomous, polytomous, discrete or continuous.

PROPOSITION 1. The joint distribution of (A, Y_0, Z, C) is identified in the model defined by $\mathcal{P}_{A|Y_0, Z, C}$ and $\mathcal{P}_{Y_0|C}$ if and only if condition 1 holds.

It is convenient to check condition 1 for parametric models, but it may be harder for semiparametric and nonparametric models, since $\mathcal{P}_{A|Y_0, Z, C}$ and $\mathcal{P}_{Y_0|C}$ can be complicated. The following corollary gives a more convenient condition.

COROLLARY 1. Suppose that for any two candidates $\Pr_1(A = 0|Y_0, Z, C)$, $\Pr_2(A = 0|Y_0, Z, C) \in \mathcal{P}_{A|Y_0, Z, C}$, the ratio $\Pr_1(A = 0|Y_0, Z, C)/\Pr_2(A = 0|Y_0, Z, C)$ is either a constant or varies with Z . Then the joint distribution of (A, Y_0, Z, C) is identified.

Although the condition provided in Corollary 1 is a sufficient condition for identification, it allows identification of a large class of models. We further illustrate Proposition 1 and Corollary 1 with several examples. For simplicity, we again omit covariates, however, we show at the end of this section that similar results with covariates can be derived. We first consider the case of binary outcome with binary IV.

EXAMPLE 1. Consider a model $\mathcal{P}_{A|Y_0, Z} = \{\Pr(A = 0|Y_0, Z) : \text{logit } \Pr(A = 0|Y_0, Z; \theta_1, \theta_2, \eta_1, \eta_2) = \theta_1 + \theta_2 Z + \eta_1 Y_0 + \eta_2 Y_0 Z, \theta_1, \theta_2, \eta_1, \eta_2 \in (-\infty, \infty)\}$. The model is saturated since $\mathcal{P}_{A|Y_0, Z}$ contains all possible treatment mechanisms. It can be shown that neither the joint distribution nor ψ is identified even under the assumptions (IV.1)–(IV.3).

Example 1 shows that the joint density $f(A, Y_0, Z)$ is not identified when the treatment selection mechanism is left unrestricted under (IV.1)–(IV.3). However, we show that the joint density $f(A, Y_0, Z)$ is identified assuming separable treatment mechanism on the additive scale.

EXAMPLE 2. Consider a model $\mathcal{P}_{A|Y_0, Z} = \{\Pr(A = 0|Y_0, Z) : \text{logit } \Pr(A = 0|Y_0, Z; \theta_1, \theta_2, \eta_1) = \theta_1 + \theta_2 Z + \eta_1 Y_0; \theta_1, \theta_2, \eta_1 \in (-\infty, \infty)\}$. The model is separable since $\mathcal{P}_{A|Y_0, Z}$ excludes an interaction between Y_0 and Z . It can be shown that both the joint distribution and ψ is identified under assumptions (IV.1)–(IV.3).

Example 2 agrees with the intuition that identification follows from having fewer parameters than the saturated model. Under the assumed model, we have five unknown parameters and five available degrees of freedom from the empirical distribution. We show in the next example that the joint distribution and ψ can be identified in a general separable model when the outcome and instrument are both continuous.

EXAMPLE 3. Consider the logistic separable treatment mechanism: $\mathcal{P}_{A|Y_0, Z} = \{\Pr(A = 0|Y_0, Z) : \text{logit } \Pr(A = 0|Y_0, Z) = q(Z) + h(Y_0)\}$, where q and h are unknown differentiable functions with $h(0) = 0$. It can be shown that $\mathcal{P}_{A|Y_0, Z}$ satisfies condition 1 and thus the joint distribution is identified under (IV.1)–(IV.3).

These results can be generalized to include covariates C . For instance, by allowing both q and h to depend on C in example 3:

$$\mathcal{P}_{A|Y_0, Z, C} = \{\Pr(A = 0|Y_0, Z, C) : \text{logit } \Pr(A = 0|Y_0, Z, C) = q(Z, C) + h(Y_0, C)\},$$

where $h(0, C) = 0$, the joint distribution is identified whenever the interaction term of Y_0 and Z is absent.

In the Supplementary Materials, we present proofs for the above examples, and additional examples, such as the case of continuous outcome with binary IV, and a separable treatment mechanism.

4. Estimation. While nonparametric identification conditions are provided in Section 3, such conditions will seldom suffice for reliable statistical inference. Typically in observational studies, the set of covariates C is too large for nonparametric inference, due to the curse of dimensionality (Robins and Ritov, 1997). To make progress, we posit parametric models for various nuisance parameters, and provide three possible approaches for semiparametric inference that depend on different subsets of models. We

describe an IPW, an OR and a DR estimator of the marginal ETT under assumptions (IV.1)–(IV.2) and condition 1. Throughout, we posit a parametric model $f_{Z|C}(z|c) = \Pr(Z = z|C = c; \rho)$ for the conditional density of Z given C . Let $\hat{\rho}$ denote the maximum likelihood estimator (MLE) of ρ . Let \mathbb{P}_n denote the empirical measure, that is $\mathbb{P}_n f(O) = n^{-1} \sum_{i=1}^n f(O_i)$. Let \hat{E} denote the expectation taken under the empirical distribution of C and let $\widehat{\Pr}(A = 1) = \sum_{i=1}^n A_i/n$ denote the empirical probability of receiving treatment.

4.1. IPW estimator. For estimation, we first propose an IPW IV approach which extends standard IPW estimation of ETT to an IV setting. We make the positivity assumption that for all values of Y_0 , Z and C the probability of being unexposed to treatment is bounded away from 0. The IPW approach relies on the crucial assumption that the extended propensity score model $\pi(Y_0, Z, C; \gamma)$ is correctly specified with unknown finite dimensional parameter γ and the following representation of ETT,

$$(4.1) \quad E(Y_0|A = 1) = E \left\{ \frac{\pi(Y_0, Z, C)Y(1 - A)}{\Pr(A = 1)\{1 - \pi(Y_0, Z, C)\}} \right\}.$$

A derivation of the above equation is given in the Supplementary Materials. We solve the following equations to obtain an estimator $\hat{\gamma}$ of γ :

$$(4.2) \quad \mathbb{P}_n \left\{ \frac{1 - A}{1 - \pi(Y_0, Z, C; \hat{\gamma})} - 1 \right\} = 0,$$

$$(4.3) \quad \mathbb{P}_n \left[\frac{1 - A}{1 - \pi(Y_0, Z, C; \hat{\gamma})} \{h_1(Z, C) - E(h_1(Z, C)|C; \hat{\rho})\} \right] = 0,$$

$$(4.4) \quad \mathbb{P}_n \left[\frac{1 - A}{1 - \pi(Y_0, Z, C; \hat{\gamma})} \{h_2(C) - \hat{E}(h_2(C))\} \right] = 0,$$

$$(4.5) \quad \mathbb{P}_n \left[\frac{1 - A}{1 - \pi(Y_0, Z, C; \hat{\gamma})} t(Y, C) \{l(Z, C) - E(l(Z, C)|C; \hat{\rho})\} \right] = 0,$$

where $(h_1^T, h_2^T, l^T)^T$ satisfies the regularity condition (A.1) described in the Supplementary Materials. Equations (4.3) and (4.4) identify the association between (Z, C) and A in $\pi(0, Z, C)$. By leveraging the IV property (IV.1)–(IV.2), equation (4.5) identifies the degree of selection bias encoded in the dependence of π on Y_0 . By equation (4.1), an extended propensity score estimator leads to an estimator of ψ . We have the following result:

PROPOSITION 2. Under (IV.1)–(IV.2) and condition 1, suppose the extended propensity score model $\pi(Y_0, Z, C; \gamma)$ and $f_{Z|C}(z|c; \rho)$ are correctly specified, then the IPW estimator

$$\hat{\psi}^{ipw} = \mathbb{P}_n \frac{\pi(Y_0, Z, C; \hat{\gamma})Y(1 - A)}{\widehat{\Pr}(A = 1)\{1 - \pi(Y_0, Z, C; \hat{\gamma})\}},$$

is consistent for ψ .

We emphasize that the extended propensity score model can use any well-defined link function (e.g., logit, probit), and if condition 1 holds, Proposition 2 still holds. The functions h_1 , h_2 , t and l can be chosen based on the model for the extended propensity score. For example, assuming logit $\pi(Y_0, Z, C; \gamma) = \theta_0 + \theta_1 Z + \theta_2 C + \eta Y_0$ where $\tilde{\eta} = (\theta_1, \theta_2, \eta)^T$ is a k -dimensional parameter vector. The k -dimensional function $(h_1, h_2, t)^T$ can be chosen as $(h_1, h_2, t)^T = \partial \text{logit } \pi(Y_0, Z, C; \gamma) / \partial \tilde{\eta} = (Z, C, Y_0)^T$ and l can be chosen as any scalar function of (Z, C) , e.g., $l(Z, C) = Z$. Thus we have exactly $k+1$ estimating equations. The choice of h_1 , h_2 , t and l will generally impact efficiency but should not affect consistency as long as the identification conditions hold and the required models are correctly specified.

4.2. *OR and DR estimators.* Since Y_0 is never observed for the treated group, we parameterize $E[Y_0|A = 1, Z, C]$ into two parts: one can be estimated directly using restricted MLE and the other can be computed by solving an estimating equation. Specifically, we have

$$(4.6) \quad E\{g(Y_0, C)|A = 1, Z, C\} = \frac{E[\exp\{\alpha(Y, Z, C)\}g(Y, C)|A = 0, Z, C]}{E[\exp\{\alpha(Y, Z, C)\}|A = 0, Z, C]},$$

where g is any function of Y_0 and C and $\alpha(Y_0, Z, C)$ is the generalized odds ratio function relating A and Y_0 conditional on Z and C as

$$\alpha(Y_0, Z, C) = \log \frac{f(Y_0|A = 1, Z, C)f(Y_0 = 0|A = 0, Z, C)}{f(Y_0|A = 0, Z, C)f(Y_0 = 0|A = 1, Z, C)}.$$

Since the association between Y_0 and A is attributed to unmeasured confounding, $\alpha(Y_0, Z, C)$ can be interpreted as the selection bias function. Thus, we express the conditional mean function $E\{g(Y_0, C)|A = 1, Z, C\}$ in terms of $f(Y|A = 0, Z, C)$ and $\alpha(Y_0, Z, C)$. We prove the equation (4.6) in the Supplementary Materials.

Let $f(Y|A = 0, Z, C; \xi)$ denote a model for the density of the outcome among the unexposed conditional on Z and C , and let $\hat{\xi}$ denote the restricted

MLE of ξ obtained using only data among the unexposed. Let η denote the parameter indexing a parametric model for the selection bias function α as $\alpha(Y_0, Z, C; \eta)$. We obtain an estimator for η by solving:

$$(4.7) \quad \mathbb{P}_n \left[\{w(Z, C) - E(w(Z, C)|C; \hat{\rho})\} \left\{ AE[g(Y_0, C)|A = 1, Z, C; \eta, \hat{\xi}] + (1-A)g(Y, C) \right\} \right] = 0,$$

for any choice of functions w and g such that the regularity condition (A.2) stated in the Supplementary Materials holds. Intuitively, the left hand side of equation (4.7) is an empirical estimator of the expected conditional covariance between $g(Y_0, C)$ and $w(Z, C)$ given C , which should be zero by (IV.1)–(IV.2). Based on equation (4.6), we can construct an estimator for ψ based on $\hat{\eta}$, $\hat{\xi}$ and $\hat{\rho}$.

PROPOSITION 3. Under (IV.1)–(IV.2) and condition 1, suppose $\alpha(Y_0, Z, C; \eta)$, $f_{Z|C}(z|c; \rho)$ and $f(Y|A = 0, Z, C; \xi)$ are correctly specified, then the OR estimator

$$\hat{\psi}^{reg} = \mathbb{P}_n \frac{A}{\hat{\Pr}(A = 1)} \frac{E[\exp\{\alpha(Y, Z, C; \hat{\eta})\}Y|A = 0, Z, C; \hat{\xi}]}{E[\exp\{\alpha(Y, Z, C; \hat{\eta})\}|A = 0, Z, C; \hat{\xi}]},$$

is consistent for ψ .

Functions g and ω in equation (4.7) can be chosen based on the model we posit for $\alpha(Y_0, Z, C)$. For example, assuming

$$(4.8) \quad \alpha(Y_0, Z, C; \eta) = \eta Y_0,$$

g can be chosen as $g(Y_0, C) = \partial \alpha(Y_0, Z, C; \eta) / \partial \eta = Y_0$ and ω can be chosen as any scalar function of (Z, C) , e.g., $\omega(Z, C) = Z$. The choice of g and ω may impact efficiency but does not affect consistency as long as the identification conditions hold and the required models are correctly specified.

Tan (2010) proposed an OR estimator for the conditional ETT, which requires correctly specified models for both the treatment propensity score and the outcome regression function. In contrast, we circumvent the dependence of the regression estimator on the propensity score.

Note that the proposed estimator for nuisance parameter η is closely related to the regression estimator proposed by Vansteelandt and Goetghebeur (2003) when Y is binary. Vansteelandt and Goetghebeur (2003) developed a two-stage logistic estimator which combines a logistic SMM at the first stage and a logistic regression association model at the second stage. Specifically, Vansteelandt and Goetghebeur (2003) focused on estimating

$\zeta(Z, C) = \text{logit } \Pr(Y_1 = 1|A = 1, Z, C) - \text{logit } \Pr(Y_0 = 1|A = 1, Z, C)$, which encodes the conditional ETT given Z and C . Let ν denote the parameter indexing a model for $\zeta(Z, C)$ as $\zeta(Z, C; \nu)$. They proposed to estimate ν in the estimating equation

$$(4.9) \quad \mathbb{P}_n \left\{ (w(Z, C) - E(w(Z, C)|C; \hat{\rho})) \left(A \text{expit}\{\vartheta(Z, C; \hat{\rho}) - \zeta(Z, C; \nu)\} + (1-A)Y \right) \right\} = 0.$$

where $\text{expit}(x) = \exp(x)/\{1 + \exp(x)\}$ and $\vartheta(Z, C; \varrho) = \text{logit } \Pr(Y = 1|A = 1, Z, C; \varrho)$.

Recall that we obtain an estimator of η indexing $\alpha(Y_0, Z, C; \eta)$ in the equation (4.7), which can be re-expressed as

$$(4.10) \quad \mathbb{P}_n \left\{ (w(Z, C) - E(w(Z, C)|C; \hat{\rho})) \left(A \text{expit}\{\delta(Z, C; \hat{\xi}) + \alpha(1, Z, C; \eta)\} + (1-A)Y \right) \right\} = 0,$$

where $\delta(Z, C; \hat{\xi}) = \text{logit } \Pr(Y_0 = 1|A = 0, Z, C)$. Equations (4.9) and (4.10) mainly differ in the way $\Pr(Y_0 = 1|A = 1, Z, C)$ is estimated. More specifically, (4.9) obtains $\Pr(Y_0 = 1|A = 1, Z, C)$ using $\Pr(Y_1 = 1|A = 1, Z, C)$ as a baseline risk for the model while (4.10) uses $\Pr(Y_0 = 1|A = 0, Z, C)$ as baseline risk. This difference is important since [Vansteelandt and Goetghebeur \(2003\)](#) failed to obtain a DR estimator of $\zeta(Z, C)$ while as we show next, our choice of parameterization yields a DR estimator of the marginal ETT.

Heretofore, we have constructed estimators in two different approaches. Both approaches assume correct models for $\alpha(Y_0, Z, C; \eta)$ and $f_{Z|C}(z|c; \rho)$. The IPW approach further relies on a consistent estimator of the baseline extended propensity score $\beta(Z, C) = \text{logit } \Pr(A = 1|Y_0 = 0, Z, C)$, which under the logit link and together with $\alpha(Y_0, Z, C; \eta)$, provides a consistent estimator of the extended propensity score $\pi(Y_0, Z, C; \gamma) = \text{expit} \{ \alpha(Y_0, Z, C; \eta) + \beta(Z, C; \theta) \}$. The OR approach further relies on a consistent estimator of $f(Y|A = 0, Z, C)$, which together with $\alpha(Y_0, Z, C; \eta)$, provides a consistent estimator of $\Pr(Y_0 = 1|A = 1, Z, C)$ by (4.6). Define \mathcal{M}_a as the collection of laws with parametric models $f_{Z|C}(z|c; \rho)$, $\alpha(Y_0, Z, C; \eta)$ and $\beta(Z, C; \theta)$ while $f(Y|A = 0, Z, C)$ is unrestricted. Likewise, define \mathcal{M}_y as the collection of laws with parametric models $f_{Z|C}(z|c; \rho)$, $\alpha(Y_0, Z, C; \eta)$ and $f(Y|A = 0, Z, C; \xi)$ while $\beta(Z, C)$ is unrestricted. The main appeal of a doubly robust estimator is that it remains consistent if either $\beta(Z, C; \theta)$ or $f(Y|A = 0, Z, C; \xi)$ is correctly specified. To derive a DR estimator for ψ in the union space $\mathcal{M}_a \cup \mathcal{M}_y$, we first propose a DR estimator for the param-

eter η of the selection bias model $\alpha(Y_0, Z, C; \eta)$. For notational convenience, let

$$\begin{aligned}
 & (4.11) \\
 & Q_g(Y, A, Z, C; \gamma, \xi) \\
 = & \frac{(1-A)\pi(Y, Z, C; \gamma)}{1 - \pi(Y, Z, C; \gamma)} \left[g(Y, C) - \frac{E[\exp\{\alpha(Y, Z, C; \eta)\}g(Y, C)|A=0, Z, C; \xi]}{E[\exp\{\alpha(Y, Z, C; \eta)\}|A=0, Z, C; \xi]} \right] \\
 & + A \frac{E[\exp\{\alpha(Y, Z, C; \eta)\}g(Y, C)|A=0, Z, C; \xi]}{E[\exp\{\alpha(Y, Z, C; \eta)\}|A=0, Z, C; \xi]}.
 \end{aligned}$$

Equation (4.11) is key to obtaining a DR estimation of the selection bias function and thus of ETT. Specifically, consider the estimating equation for the selection bias parameter $\tilde{\eta}$

$$(4.12) \quad \mathbb{P}_n \left[[\omega(Z, C) - E\{\omega(Z, C)|C; \hat{\rho}\}] \tilde{Q}_g(Y, A, Z, C; \tilde{\gamma}, \hat{\xi}) \right] = 0,$$

where

$$\begin{aligned}
 & \tilde{Q}_g(Y, A, Z, C; \tilde{\gamma}, \hat{\xi}) \\
 = & Q_g(Y, A, Z, C; \tilde{\gamma}, \hat{\xi}) + (1-A)g(Y, C) \\
 = & \frac{1-A}{1 - \pi(Y, Z, C; \gamma)} g(Y, C) \\
 & + \frac{A - \pi(Y, Z, C; \gamma)}{1 - \pi(Y, Z, C; \gamma)} \frac{E[\exp\{\alpha(Y, Z, C; \eta)\}g(Y, C)|A=0, Z, C; \xi]}{E[\exp\{\alpha(Y, Z, C; \eta)\}|A=0, Z, C; \xi]}.
 \end{aligned}$$

We solve equation (4.12) jointly with equations (4.2)–(4.4) with $\hat{\gamma}$ replaced by $\tilde{\gamma} = (\hat{\eta}^{DR}, \hat{\theta})$. The choice of h_1, h_2, g and w can be decided as in Sections 4.1 and 4.2.

PROPOSITION 4. Under (IV.1)–(IV.2) and condition 1, $\hat{\eta}^{DR}$ and $\hat{\psi}^{DR}$ are consistent in the union model $\mathcal{M}_a \cup \mathcal{M}_y$, where $\hat{\psi}^{DR} = \hat{\mathbb{P}}_n Q_{\tilde{g}}(Y, A, Z, C; \tilde{\gamma}, \hat{\xi}) / \widehat{\Pr}(A=1)$ and $\tilde{g}(Y, C) = Y$.

Proposition 4 implies that $\hat{\eta}^{DR}$ and $\hat{\psi}^{DR}$ are both DR estimators since their consistency only requires either the extended propensity score or the outcome regression model to be correctly specified but not necessarily both.

4.3. Local efficiency. The large sample variance of doubly robust estimators $\hat{\eta}^{DR}$ and $\hat{\psi}^{DR}$ at the intersection submodel $\mathcal{M}_a \cap \mathcal{M}_y$ where all models are correctly specified, is determined by the choice of $g(Y, C)$ and $\omega(Z, C)$ in equation (4.12). In the Supplementary Materials, we derive the semiparametric efficient score of (η, ψ) in a model \mathcal{M}_{np} that only assumes that Z is a valid IV and the selection bias function $\alpha(Y_0, Z, C; \eta)$ is correctly specified. As discussed in the Supplementary Materials, the efficient score is generally not available in closed-form, except in special cases, such as when Z and Y are both polytomous. Next, we illustrate the result by constructing a locally efficient estimator of (η, ψ) when Z and Y are both binary. In this vein, similar to the definition of $\tilde{Q}_g(Y, A, Z, C; \gamma, \xi)$, define

$$\begin{aligned} \tilde{Q}_v(Y, A, Z, C; \gamma, \xi) &= \frac{(1 - A)v(Y, Z, C)}{1 - \pi(Y, Z, C; \gamma)} \\ &+ \frac{A - \pi(Y, Z, C; \gamma)}{1 - \pi(Y, Z, C; \gamma)} \frac{E[\exp\{\alpha(Y, Z, C; \eta)\}v(Y, Z, C)|A = 0, Z, C; \xi]}{E[\exp\{\alpha(Y, Z, C; \eta)\}|A = 0, Z, C; \xi]}, \end{aligned}$$

where v is any function of (Y_0, Z, C) .

A one-step locally efficient estimator of η in \mathcal{M}_{np} is given by

$$\hat{\eta}^{eff} = \hat{\eta}^{DR} - \{E(\nabla_{\eta} \hat{S}_{\eta}^{eff} | \hat{\gamma}, \hat{\xi})\}^{-1} E(\hat{S}_{\eta}^{eff} | \hat{\gamma}, \hat{\xi}),$$

where $\bar{v}(Y, Z, C) = \{Y - E(Y|C)\}\{Z - E(Z|C)\}$, $\Delta(\eta) = \tilde{Q}_{\bar{v}}(Y, A, Z, C; \gamma, \xi)$ and $\hat{S}_{\eta}^{eff} = E\{\Delta(\eta)\Delta(\eta)^T | C; \hat{\gamma}, \hat{\xi}\}^{-1} E\{\partial \Delta(\eta) / \partial \eta^T | C; \hat{\gamma}, \hat{\xi}\} \Delta(\hat{\eta}^{eff})$ is the efficient score of η evaluated at the estimated intersection submodel $\mathcal{M}_a \cap \mathcal{M}_y$. Further, let $\hat{\psi}^{DR}(\hat{\eta}^{eff})$ denote a DR estimator for ψ evaluated at the estimated intersection submodel $\mathcal{M}_a \cap \mathcal{M}_y$ with $\hat{\eta}^{eff}$ substituted in for $\hat{\eta}^{DR}$. Then the efficient estimator of ψ is given by

$$\hat{\psi}^{eff} = \hat{\psi}^{DR}(\hat{\eta}^{eff}) - E\{\Delta^2(\hat{\eta}^{eff}) | C; \hat{\gamma}, \hat{\xi}\}^{-1} E\{\hat{\psi}^{DR}(\hat{\eta}^{eff}) \Delta(\hat{\eta}^{eff}) | C; \hat{\gamma}, \hat{\xi}\} \Delta(\hat{\eta}^{eff}).$$

5. Simulations. Simulations for both binary and continuous outcomes were conducted to evaluate the finite sample performance of the causal effect estimators derived in Sections 4.1 and 4.2. Let \mathcal{M}_a^c denote the complement space of \mathcal{M}_a and likewise define \mathcal{M}_y^c . Simulations were conducted under three scenarios: (i) $\mathcal{M}_a \cap \mathcal{M}_y$, that is both outcome regression and extended propensity score are correctly specified, (ii) $\mathcal{M}_a \cap \mathcal{M}_y^c$ that is only the extended propensity score is correctly specified and (iii) $\mathcal{M}_a^c \cap \mathcal{M}_y$ that is only the outcome regression model is correctly specified.

Simulations were first carried out for a binary outcome. For scenario (i), the simulation study was conducted in the following steps:

- Step 1: A hypothetical study population of size n was generated and each individual had baseline covariates C_1 and C_2 generated independently from Bernoulli distributions with probability 0.4 and 0.6 respectively. Then the IV Z was generated from the model: $\text{logit } \Pr(Z = 1|C) = 0.2 + 0.4C_1 - 0.5C_2$ and potential outcomes Y_0, Y_1 from models $\text{logit } \Pr(Y_0 = 1|Z, C) = 0.6 + 0.8C_1 - 2C_2$ and $\text{logit } \Pr(Y_1 = 1|Z, C) = 0.7 - 0.3C_1$. The treatment variable A was generated from $\text{logit } \Pr(A = 1|Y_0, Z, C) = 0.4 + 2Z + 0.8C_1 - 0.6Y_0 - 1.6C_1Z$, and the observed outcome was $Y = Y_0(1 - A) + Y_1A$.
- Step 2: The following extended propensity score model was estimated and the parameters $\gamma = (\theta_1, \theta_2, \theta_3, \theta_4, \eta)$ in the model

$$(5.1) \quad \text{logit } \Pr(A = 1|Y_0, Z, C; \gamma) = \theta_1 + \theta_2 Z + \theta_3 C_1 + \theta_4 C_1 Z + \eta Y_0$$

were estimated using estimating equations (4.2)–(4.5) with $h_1(Z, C) = (Z, C_1 Z)^T$, $h_2(C) = C_1$, $t(Y, C) = Y$ and $l(Z, C) = Z$ and $\hat{\psi}^{ipw}$ was evaluated.

- Step 3: The selection bias function was correctly specified as in (4.8), ξ in the regression outcome model

$$(5.2) \quad \text{logit } E(Y|A = 0, Z, C; \xi) = \xi_1 + \xi_2 C_1 + \xi_3 C_2 + \xi_4 Z + \xi_5 C_1 Z$$

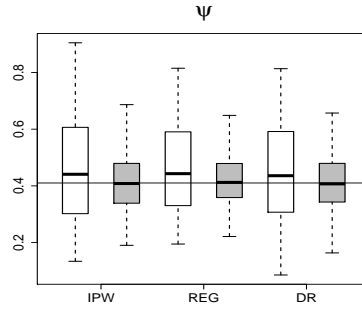
was estimated by restricted MLE, and α was estimated by solving equation (4.7) with $\omega(Z, C) = Z$ and $g(Y, C) = Y$ and $\hat{\psi}^{reg}$ was evaluated.

- Step 4: The selection bias function was correctly specified as in (4.8), ξ in equation (5.2) was estimated by restricted MLE, parameters γ in (5.1) was estimated using (4.2)–(4.4) and (4.12) where h, t, l, ω, g are chosen as in Step 2 and Step 3 and $\hat{\psi}^{DR}$ was evaluated.
- Step 5: Steps 1–4 were repeated 1000 times.

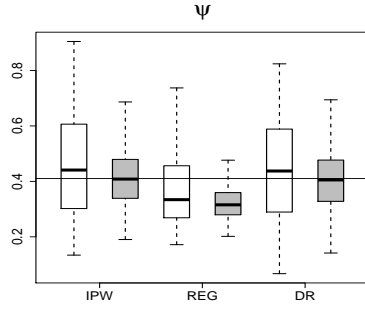
The data generating mechanism described in Step 1 satisfies the assumptions (IV.1)–(IV.2) for both $a = 0, 1$. As shown in example 1, ψ is identified from the observed data since the treatment mechanism is a separable logit model. Also in the Supplementary Materials, we verify that model (5.2) for $E(Y|A = 0, C, Z)$ contains the true data generating mechanism. Simulations for scenario (ii) were similar to scenario (i) except that (5.1) was replaced with

$$(5.3) \quad \text{logit } \Pr(A = 1|Y_0, Z, C; \gamma) = \theta_1 + \theta_2 Z + \theta_3 C_1 + \eta Y_0,$$

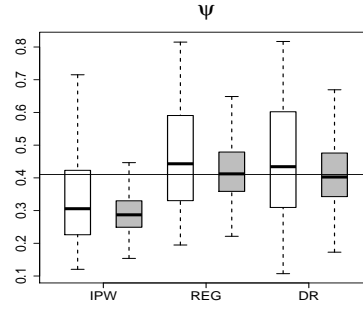
Fig 1: Performance of the IPW, OR and DR estimators of ψ with binary outcomes.



(a) Both outcome regression and extended propensity score are correctly specified



(b) Only the extended propensity score is correctly specified



(c) Only the outcome model is correctly specified

Note: In each boxplot, the true value ψ_0 is marked by the horizontal lines, white boxes are for $n = 1000$ and grey boxes are for $n = 5000$.

Table 1: Empirical coverage rates based on 95% Wald confidence intervals for both binary and continuous outcomes

	Binary Y		Cont. Y	
sample size (n)	1000	5000	1000	5000
(i) both π and μ are correct				
$\hat{\psi}^{ipw}$	0.86	0.90	0.96	0.95
$\hat{\psi}^{reg}$	0.84	0.92	0.97	0.95
$\hat{\psi}^{DR}$	0.85	0.91	0.97	0.96
(ii) only π is correct				
$\hat{\psi}^{ipw}$	0.86	0.90	0.96	0.95
$\hat{\psi}^{reg}$	0.79	0.60	0.39	0.00
$\hat{\psi}^{DR}$	0.86	0.91	0.97	0.95
(iii) only μ is correct				
$\hat{\psi}^{ipw}$	0.78	0.53	0.39	0.00
$\hat{\psi}^{reg}$	0.84	0.92	0.97	0.95
$\hat{\psi}^{DR}$	0.85	0.92	0.96	0.96

The coverage was evaluated under three scenarios: (i) both outcome regression and the extended propensity score are correctly specified, in (ii) only the extended propensity score is correct and in (iii) only the outcome regression model is correct.

which is misspecified if $\theta_4 \neq 0$ in equation (5.1). For scenario (iii), the potential outcome model (5.2) was replaced with

$$(5.4) \quad \text{logit } E(Y|A = 0, Z, C; \xi) = \xi_1 + \xi_2 C_1 + \xi_4 Z,$$

which is misspecified if $\xi_3 \neq 0$ and $\xi_5 \neq 0$ in equation (5.2). We use the R package BB (Varadhan and Gilbert, 2009) to solve the nonlinear estimating equations. Simulation results for 1000 Monte Carlo samples are reported in Figure 1 and empirical coverage rates are presented in Table 1. Under correct model specification, all estimators have negligible bias which diminishes with increasing sample size. In agreement with our theoretical results, the IPW and regression estimators are biased with poor empirical coverages when the extended propensity score or the outcome model is mis-specified, respectively. The DR estimator performs well in terms of bias and coverage when either model is mis-specified but the other is correct. When all models are correctly specified, the relative efficiency of the locally semiparametric efficient estimator compared to the DR estimator of η and ψ are 0.840 and 0.810 respectively, based on Monte Carlo standard errors at sample size $n = 5000$. This shows that substantial efficiency gain may be possible at the intersection submodel when using the locally efficient score.

Simulations for a continuous outcome were conducted similarly as for the binary outcome in the following steps.

Step 1*: Covariates C_1 and C_2 were generated as in Step 1, Z was generated from model logit $\Pr(Z = 1|C) = 0.7 + 0.8C_1 - C_2$, and Y_0, Y_1 from models $Y_0|Z, C \sim N(0.5 + C_1 + 3C_2, 1)$ and $Y_1|Z, C \sim N(1.1 - 1.3C_1, 1)$, A was generated from logit $\Pr(A = 1|Y_0, Z, C) = -0.2 - 3Z - 3C_1 + 0.3Y_0 + 4C_1Z$, and $Y = Y_0(1 - A) + Y_1A$.

Step 2*: Same as Step 2.

Step 3*: Same as Step 3 except the following regression outcome models were fit to the data.

$$\begin{aligned} E\{Y \exp(\eta Y)|A = 0, Z, C; \xi\} = & \xi_1 + \xi_2 C_1 + \xi_3 C_2 + \xi_4 Z + \xi_5 C_1 Z \\ (5.5) \quad & + \xi_6 C_2 Z + \xi_7 C_1 C_2 + \xi_8 C_1 C_2 Z. \end{aligned}$$

$$\begin{aligned} E\{\exp(\eta Y)|A = 0, Z, C; \xi\} = & \xi_9 + \xi_{10} C_1 + \xi_{11} C_2 + \xi_{12} Z + \xi_{13} C_1 Z \\ (5.6) \quad & + \xi_{14} C_2 Z + \xi_{15} C_1 C_2 + \xi_{16} C_1 C_2 Z. \end{aligned}$$

Step 4*: Same as Step 4 except that (5.2) was replaced by (5.5) and (5.6).

Step 5*: Same as Step 5.

Simulation for a continuous outcome under scenario (ii) was carried out similarly as that for scenario (i) except that (5.1) was replaced by (5.3). For scenario (iii), the potential outcome models (5.5) and (5.6) were replaced with the linear models

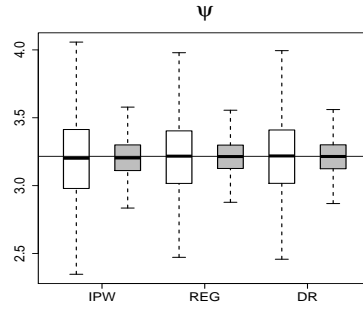
$$(5.7) \quad E\{Y \exp(\eta Y)|A = 0, Z, C; \xi\} = \xi_1 + \xi_2 C_1 + \xi_4 Z.$$

$$(5.8) \quad E\{\exp(\eta Y)|A = 0, Z, C; \xi\} = \xi_9 + \xi_{10} C_1 + \xi_{12} Z.$$

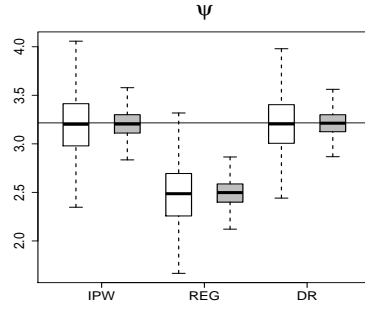
We use the R package `nleqslv` (Hasselman, 2014) to solve the nonlinear estimating equations.

We verify in the Example 4 of the Supplementary Materials that ψ is identified from the observed data. The simulation results for 1000 Monte Carlo samples are reported in Figure 2 and empirical coverage rates are presented in Table 1. Results are similar to the results for the binary outcome. Under correct model specification, all estimators have negligible bias which diminishes with increasing sample size. The IPW and OR estimators are biased with poor empirical coverages when the corresponding model is mis-specified. The DR estimator performs well in terms of bias and coverage when either the extended propensity score or the outcome regression model is correctly specified.

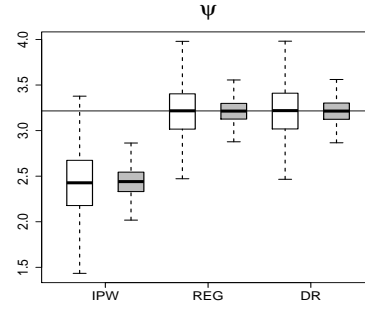
Fig 2: Performance of the IPW, OR and DR estimators of ψ with continuous outcomes



(a) Both models are correctly specified



(b) Only the extended propensity score is correctly specified



(c) Only the outcome model is correctly specified

Note: In each boxplot, the true value ψ_0 is marked by the horizontal lines, white boxes are for $n = 1000$ and grey boxes are for $n = 5000$.

6. Application. Since the 1980s, tax-deferred programs such as individual Retirement Accounts (IRAs) and the 401(k) plan have played an important role as a channel for personal savings in the United States. Aiming to encourage investment for future retirement, the 401(k) plan offers tax deductions on deposits into retirement accounts and tax-free accrual of interest. The 401(k) plan shares similarities with IRAs in that both are deferred compensation plans for wage earners but the 401(k) plan is only provided by employers. The study includes 9275 people and once offered the 401(k) plan, individuals decide whether to participate in the program. However, participants usually have a stronger preference for savings which suggests the presence of selection bias. This was addressed as individual heterogeneity by [Abadie \(2003\)](#) and it has been pointed out that a simple comparison of personal savings between participants and non-participants may yield results that were biased upward. It was also postulated that given income, the 401(k) eligibility is unrelated to the individual preferences for savings thus can be used as an instrument for participation in 401(k) program ([Poterba and Venti, 1994](#); [Poterba, Venti and Wise, 1995](#)). The complier causal effect for the 401(k) plan was studied by [Abadie \(2003\)](#). Here, we reanalyze these data to illustrate the proposed estimators of the marginal ETT.

We illustrate the methods in the context of a dichotomous outcome defined as the indicator that a person falls in the first quartile of net savings of the observed sample (equal to $-\$500$). The treatment variable is a binary indicator of participation in a 401(k) plan and the IV is a binary indicator of 401(k) eligibility. The covariates are standardized log family income ($\log_{10}(\text{income}) - 4.5$), standardized age ($\text{age} - 41$) and its square, marital status and family size. Age ranged from 25 to 64 years, marital status is binary indicator variable and family size ranges from 1 to 13 people. These covariates are thought to be associated with unobserved preferences for savings. Let $\psi = E(Y_0|A = 1)$ denote for a family that actually participated in the 401(k) program, the probability that they would have had net financial assets above the first quartile, had possibly contrary to fact, they been forced not to participate in the program. The $\text{ETT} = E(Y_1 - Y_0|A = 1)$ is the effect of 401(k) plan on the difference scale for the probability of family net financial assets above the first quartile among participants. Equivalently, ETT can also be interpreted as an effect of the intervention in reducing a person's risk for poor savings performance as measured by falling below the first quartile of the empirical distribution of savings for the sample. Before implementing our IV estimators, we first obtained a standard IPW estimator of the ETT under an assumption of no unmeasured confounding, i.e. $\hat{\psi}_0^{ipw}$ defined as $\hat{\psi}^{ipw}$ with $\alpha = 0$. Thus, the extended propensity score was

modeled as:

$$\text{logit } \Pr(A = 1|Z, C) = 1 + Z + \log(\text{income}) + \text{married} + \text{age} + \text{fsize} + \text{age}^2,$$

and estimated by standard maximum likelihood. The IPW estimate of ψ was $\hat{\psi}_0^{ipw} = 0.688$ with standard error (se) 0.014, where se was evaluated using the sandwich estimator accounting for all sources of variabilities. In comparison, the estimator based on the empirical estimate of $E(Y|A = 1)$ was 0.883 (se = 0.006). Thus an estimate of ETT was $\widehat{\text{ETT}} = 0.194$ (se = 0.016), which suggests the 401(k) plan may have a significant effect on increasing the family net financial assets among participants.

However, this result may be spurious due to the suspicion that even after controlling for observed covariates, there may still exist unmeasured factors that confound the relationship between 401(k) plan and the family net financial assets. Assuming assumptions (IV.1)–(IV.2) and condition 1, we applied the methods proposed in Section 4 to estimate the ETT in the presence of unmeasured confounders. The following parametric models were considered:

$$\text{logit } \Pr(Z = 1|C) = 1 + \log(\text{income}) + \text{married} + \text{age} + \text{fsize} + \text{age}^2,$$

$$\text{logit } \Pr(Y = 1|A = 0, Z, C) = 1 + Z + \log(\text{income}) + \text{married} + \text{age} + \text{fsize} + \text{age}^2,$$

We specified the selection bias function as in (4.8), thus the selection bias function was assumed to depend on Y_0 linearly. Possible deviations from this simple model was explored by allowing for potential interactions of Y_0 with observed covariates in the extended propensity score. Thus, we posited the following parametric model for the extended propensity score which satisfies identifying condition 1 as a submodel of the separable model:

$$\text{logit } \Pr(A = 1|Y_0, Z, C) = 1 + Z + Y_0 + \log(\text{income}) + \text{married} + \text{age} + \text{fsize} + \text{age}^2,$$

Table 2 reports point estimates and estimated standard errors for the IV, extended propensity score and the outcome regression models. Although the DR estimator also involves an outcome regression model among the unexposed, it is the same model as required for the regression estimator, thus these estimates are only repeated once. The instrument is strongly associated with family income (log OR = 2.823, se = 0.106), age (log OR = 0.007, se = 0.002) and age square (log OR = -0.002, se = $2e^{-4}$). The selection bias parameter was estimated to be 0.320 (se = 0.115) by IPW, 0.385 (se = 0.135) by OR and 0.280 (se = 0.101) by DR estimation. This provides strong evidence that unmeasured confounding may be present and the stronger saving preference one has, the more likely one would participate in the 401(k)

plan. All three estimators of the marginal ETT also agree with each other: they are significant but with a smaller Z-score value than when the selection bias is ignored (for example, the IPW estimator suggests $\widehat{\text{ETT}} = 0.134$, $\text{se} = 0.013$). The efficient estimator for the selection bias parameter is 0.273 and for the ETT is 0.137, both in agreement with the other three estimators. Thus we may conclude that even after adjustment for unobserved preferences for savings, the 401(k) plan still can increase net financial assets among participants.

These findings roughly agree with results obtained by Abadie in the sense that the IV estimate corrects the observational estimate towards the null. However, it may be difficult to directly compare our findings to those of Abadie who reported the compliers average treatment effect under a monotonicity assumption of the IV-exposure relationship, and assuming no unmeasured confounding of this first stage relation. Our approaches rely on neither assumption, but instead rely on condition 1 encoded in the functional form of the extended propensity score model for identification. In order to assess the robustness of the selection bias model, additional functional forms were explored. We considered adding to α an interaction between Y_0 and each of the covariates: log income, marriage status, family size. There was no evidence in favor of any such interaction.

Table 2: Point estimates and estimated se [in bracket] of IPW, OR and DR estimators for ETT of 401(k) plan as well as the parameters for IV, extended propensity score and outcome regression outcome models required by those estimators

	IV model	IPW propensity	regression	DR propensity
Intercept	-0.180 [0.058]	-8.685 [1.832]	1.307 [0.073]	-8.629 [1.796]
linc	2.695 [0.107]	1.626 [0.210]	0.618 [0.128]	1.633 [0.209]
age	0.007 [0.002]	-0.009 [0.005]	0.035 [0.003]	-0.009 [0.005]
fsize	-0.037 [0.019]	-0.004 [0.033]	-0.127 [0.022]	-0.005 [0.033]
marr	-0.145 [0.063]	-0.032 [0.108]	-0.133 [0.075]	-0.031 [0.108]
age ²	-0.002 [2e-04]	0.001 [4e-04]	6e-04 [3e-04]	0.001 [4e-04]
Z		9.150 [1.820]	-0.210 [0.074]	9.126 [1.781]
α		0.320 [0.115]	0.385 [0.135]	0.280 [0.101]
$\psi = E(Y_0 A = 1)$		0.749 [0.012]	0.746 [0.012]	0.750 [0.012]
ETT		0.134 [0.013]	0.137 [0.014]	0.132 [0.014]

7. Discussion. In this paper, we establish that access to an IV allows for identification of an association between exposure to the treatment and the potential outcome when unexposed, which directly encodes the magnitude of selection bias into treatment due to confounding. We propose IPW,

OR as well as DR estimators for the treatment effect amongst treated individuals. [Vansteelandt and Goetghebeur \(2003\)](#) and [Robins \(1994\)](#) proposed identification and inference approaches under no-current treatment value interaction assumption, thus their estimators remain consistent under the null hypothesis of no ETT. In contrast, the identification and inference approaches we proposed may be particularly valuable when an ITT analysis indicates a non-null treatment effect and thus Robins' identification assumption of no-current treatment value interaction may be violated.

The proposed methods assume the treatment is binary. They can be generalized without much effort to categorical treatment. However, when the treatment is continuous (for example, A is treatment dose), then a parametric model for the treatment effect as well as a model for the density of A may be unavoidable for estimation. We leave this as a topic for future research.

References.

- ABADIE, A. (2003). Semiparametric instrumental variable estimation of treatment response models. *Journal of Econometrics* **113** 231–263.
- ABADIE, A., ANGRIST, J. and IMBENS, G. (2002). Instrumental variables estimates of the effect of subsidized training on the quantiles of trainee earnings. *Econometrica* **70** 91–117.
- ANGRIST, J. D., IMBENS, G. W. and RUBIN, D. B. (1996). Identification of causal effects using instrumental variables. *Journal of the American statistical Association* **91** 444–455.
- BARNARD, J., FRANGAKIS, C. E., HILL, J. L. and RUBIN, D. B. (2003). Principal stratification approach to broken randomized experiments: A case study of school choice vouchers in New York City. *Journal of the American Statistical Association* **98** 299–323.
- BICKEL, P. J., KLAASSEN, C. A. J., RITOV, Y. and WELLNER, J. A. (1998). Efficient and adaptive estimation for semiparametric models.
- CLARKE, P. S., PALMER, T. M. and WINDMEIJER, F. (2014). Estimating structural mean models with multiple instrumental variables using the generalised method of moments. *Technical report*.
- FRANGAKIS, C. E., BROOKMEYER, R. S., VARADHAN, R., SAFAEIAN, M., VLAHOV, D. and STRATHDEE, S. A. (2004). Methodology for evaluating a partially controlled longitudinal treatment using principal stratification, with application to a needle exchange program. *Journal of the American Statistical Association* **99** 239–249.
- GOLDBERGER, A. S. (1972). Structural equation methods in the social sciences. *Econometrica: Journal of the Econometric Society* 979–1001.
- HASSELMAN, B. (2014). nleqslv: Solve systems of non linear equations R package version 2.1.1.
- HECKMAN, J. (1997). Instrumental Variables: A Study of Implicit Behavioral Assumptions Used in Making Program Evaluations. *Journal of Human Resources* **32** 441–62.
- HERNÁN, M. A. and ROBINS, J. M. (2006). Instruments for causal inference: an epidemiologist's dream? *Epidemiology* **17** 360–372.
- IMBENS, G. W. and ANGRIST, J. D. (1994). Identification and estimation of local average treatment effects. *Econometrica: Journal of the Econometric Society* 467–475.

- MATSOUAKA, R. A. and TCHETGEN TCHETGEN, E. J. (2014). Likelihood Based Estimation of Logistic Structural Nested Mean Models with an Instrumental Variable.
- NEWKEY, W. K. and MCFADDEN, D. (1994). Large Sample Estimation and Hypothesis Testing. *Handbook of econometrics* **4** 2111–2245.
- OGBURN, E. L., ROTNITZKY, A. and ROBINS, J. M. (2014). Doubly Robust Estimation of the Local Average Treatment Effect Curve. *Journal of the Royal Statistical Society, in press*.
- PEARL, J. (1995). On the testability of causal models with latent and instrumental variables. In *Proceedings of the Eleventh conference on Uncertainty in artificial intelligence* 435–443. Morgan Kaufmann Publishers Inc.
- POTERBA, J. M. and VENTI, S. F. (1994). 401 (k) plans and tax-deferred saving. In *Studies in the Economics of Aging* 105–142. University of Chicago Press.
- POTERBA, J. M., VENTI, S. F. and WISE, D. A. (1995). Do 401 (k) contributions crowd out other personal saving? *Journal of Public Economics* **58** 1–32.
- ROBINS, J. M. (1989). The analysis of randomized and non-randomized AIDS treatment trials using a new approach to causal inference in longitudinal studies. *Health service research methodology: a focus on AIDS* **113** 159.
- ROBINS, J. M. (1994). Correcting for non-compliance in randomized trials using structural nested mean models. *Communications in Statistics-Theory and methods* **23** 2379–2412.
- ROBINS, J. M. and RITOV, Y. (1997). Toward a curse of dimensionality appropriate (CODA) asymptotic theory for semi-parametric models. *Statistics in medicine* **16** 285–319.
- ROBINS, J. M., ROTNITZKY, A. and SCHARFSTEIN, D. (2000). Sensitivity analysis for selection bias and unmeasured confounding in missing data and causal inference models. In *Statistical models in epidemiology, the environment, and clinical trials*, **116** 1–94. Springer.
- ROBINS, J. M. and ROTNITZKY, A. (2004). Estimation of treatment effects in randomised trials with non-compliance and a dichotomous outcome using structural mean models. *Biometrika* **91** 763–783.
- ROTNITZKY, A. and ROBINS, J. M. (1997). Analysis of semi-parametric regression models with non-ignorable non-response. *Statistics in medicine* **16** 81–102.
- TAN, Z. (2006). Regression and weighting methods for causal inference using instrumental variables. *Journal of the American Statistical Association* **101** 1607–1618.
- TAN, Z. (2010). Marginal and nested structural models using instrumental variables. *Journal of the American Statistical Association* **105** 157–169.
- TCHETGEN TCHETGEN, E. J., ROBINS, J. M. and ROTNITZKY, A. (2010). On doubly robust estimation in a semiparametric odds ratio model. *Biometrika* **97** 171–180.
- VANSTEELANDT, S. and GOETGHEBEUR, E. (2003). Causal inference with generalized structural mean models. *Journal of the Royal Statistical Society: Series B (Statistical Methodology)* **65** 817–835.
- VARADHAN, R. and GILBERT, P. (2009). BB: An R package for solving a large system of nonlinear equations and for optimizing a high-dimensional nonlinear objective function. *Journal of Statistical Software* **32** 1–26.
- WRIGHT, S. (1928). Appendix to The Tariff on Animal and Vegetable Oils. *New York: MacMillan*. (1934), "The Method of Path Coefficients," *Annals of Mathematical Statistics* **5** 161–215.

Appendix A contains proofs of the propositions. Appendix B presents proofs of the examples in the main text, and more examples about identification of the models. Appendix C presents more derivations mentioned in the main text. Appendix D presents derivations of semiparametric efficiency theory.

APPENDIX A: PROOFS OF PROPOSITIONS

Proof of Proposition 1

We prove by contradiction. Suppose we have two candidates $\Pr_1(A, Y_0, Z, C)$ and $\Pr_2(A, Y_0, Z, C)$ satisfying the same observed density:

$$\Pr_1(A, Y_0, Z, C) = \Pr_2(A, Y_0, Z, C).$$

By the assumption (IV.2), we have the decomposition for the joint distribution:

$$f_j(A, Y_0, Z, C) = f_j(C)f_j(Z|C)f_j(Y_0|C)f_j(A|Y_0, Z, C) \text{ for } j = 1, 2.$$

Since $f(C)$ and $f(Z|C)$ can be identified from the observed data, we have $f_1(C) = f_2(C)$ and $f_1(Z|C) = f_2(Z|C)$. Thus,

$$f_1(Y_0|C)\Pr_1(A = 0|Y_0, Z, C) = f_2(Y_0|C)\Pr_2(A = 0|Y_0, Z, C),$$

and equivalently

$$\frac{\Pr_1(A = 0|Y_0, Z, C)}{\Pr_2(A = 0|Y_0, Z, C)} = \frac{f_2(Y_0|C)}{f_1(Y_0|C)}.$$

The equation contradicts the condition that we require the ratios unequal. Thus, that the ratios are not equal is equivalent to the impossibility of two sets of candidates satisfying the same observed quantities, i.e. the identifiability of the joint distribution.

Proof of Proposition 2

We first prove equation (4.1). Note that

$$\begin{aligned} & E\left\{ \frac{\pi(Y_0, Z, C)Y_0(1 - A)}{\Pr(A = 1)(1 - \pi(Y_0, Z, C))} \right\} \\ &= E\left\{ \frac{\pi(Y_0, Z, C)Y_0}{\Pr(A = 1)} \right\} \\ &= E\left\{ \frac{AY_0}{\Pr(A = 1)} \right\} \\ &= E(Y_0|A = 1) \\ &= \psi. \end{aligned}$$

Thus, equation (4.1) is proved.

We show that if $\pi(Y_0, Z, C)$ is correctly specified, the equations (4.2)–(4.5) hold at the true value γ thus they are indeed unbiased estimating equations for γ . The equality is easy to show for (4.2)–(4.4) by the law of iterated expectations. For (4.5), the assumptions (IV.1)–(IV.2) imply $Y_0 \perp\!\!\!\perp Z|C$, thus

$$\begin{aligned}
& E\left[\frac{1-A}{1-\pi(Y_0, Z, C)}t(Y, C)\{l(Z, C) - E(l(Z, C)|C)\}\right] \\
&= E\left[\frac{1-A}{1-\pi(Y_0, Z, C)}t(Y_0, C)\{l(Z, C) - E(l(Z, C)|C)\}\right] \\
&= E[t(Y_0, C)\{l(Z, C) - E(l(Z, C)|C)\}] \\
&= E[E(t(Y_0, C)|C)\{E(l(Z, C)|C) - E(l(Z, C)|C)\}] \\
&= 0.
\end{aligned}$$

Thus, by equation (4.1), $\hat{\psi}^{ipw}$ is consistent for ψ .

Assume

(A.1)

$$E\left[\frac{\partial}{\partial \gamma^T} \frac{1-A}{1-\pi(Y_0, Z, C; \gamma)} \begin{pmatrix} 1 \\ h_1(Z, C) - E(h_1(Z, C)|C) \\ h_2(C) - E(h_2(C)) \\ t(Y, C)\{l(Z, C) - E(l(Z, C)|C)\} \end{pmatrix}\right] \text{ is invertible.}$$

Condition (A.1) is sufficient for local uniqueness of nuisance parameter estimates obtained from equations (4.2)–(4.5) and thus ψ is identified from the observed data.

Proof of Proposition 3

We first prove equation (4.6). Note that

$$\begin{aligned}
& \frac{E[\exp\{\alpha(Y, Z, C)\}g(Y, C)|A = 0, Z, C]}{E[\exp\{\alpha(Y, Z, C)\}|A = 0, Z, C]} \\
= & \frac{E[\exp\{\alpha(Y_0, Z, C)\}g(Y_0, C)|A = 0, Z, C]}{E[\exp\{\alpha(Y_0, Z, C)\}|A = 0, Z, C]} \\
= & E\left[\frac{f(Y_0|A = 1, Z, C)f(Y_0 = 0|A = 0, Z, C)}{f(Y_0|A = 0, Z, C)f(Y_0 = 0|A = 1, Z, C)}g(Y, C)|A = 0, Z, C\right] / \\
& E\left[\frac{f(Y_0|A = 1, Z, C)f(Y_0 = 0|A = 0, Z, C)}{f(Y_0|A = 0, Z, C)f(Y_0 = 0|A = 1, Z, C)}|A = 0, Z, C\right] \\
= & E\left[\frac{f(Y_0|A = 1, Z, C)}{f(Y_0|A = 0, Z, C)}g(Y, C)|A = 0, Z, C\right] / E\left[\frac{f(Y_0|A = 1, Z, C)}{f(Y_0|A = 0, Z, C)}|A = 0, Z, C\right] \\
= & E(g(Y_0, C)|A = 1, Z, C)/1 \\
= & E(g(Y_0, C)|A = 1, Z, C).
\end{aligned}$$

We then show that equation (4.7) holds at the true value of ξ and η and thus are indeed unbiased estimating equation for η . Note that by (IV.1)–(IV.2), we have $Y_0 \perp\!\!\!\perp Z|C$, thus

$$\begin{aligned}
& E[\{w(Z, C) - E(w(Z, C)|C)\}\{AE(g(Y_0, C)|A = 1, Z, C) + (1 - A)g(Y, C)\}] \\
= & E[\{w(Z, C) - E(w(Z, C)|C)\}\{Ag(Y_0, C) + (1 - A)g(Y_0, C)\}] \\
= & E[\{w(Z, C) - E(w(Z, C)|C)\}g(Y_0, C)] \\
= & E[\{E(w(Z, C)|C) - E(w(Z, C)|C)\}E(g(Y_0, C)|C)] \\
= & 0.
\end{aligned}$$

Consistency of the regression estimator $\hat{\psi}^{reg}$ follows from equation (4.7).

Assume

(A.2)

$$E\{\{\omega(Z, C) - E(\omega(Z, C)|C)\}A \frac{\partial}{\partial \eta} \frac{E(\exp\{\alpha(Y, Z, C; \eta)\}g(Y, C)|A = 0, Z, C)}{E(\exp\{\alpha(Y, Z, C; \eta)\}|A = 0, Z, C)}\} \text{ is invertible.}$$

Condition (A.2) is sufficient for local uniqueness of an estimator for η obtained from equation (4.7). To see the relationship between (A.2) and the first order derivative of (4.7), note that

$$\begin{aligned}
& \frac{\partial}{\partial \eta} E[\{\omega(Z, C) - E(\omega(Z, C)|C)\}\{AE(g(Y_0, C)|A = 1, Z, C; \eta) + (1 - A)g(Y, C)\}] \\
= & E[\{\omega(Z, C) - E(\omega(Z, C)|C)\}\{A \frac{\partial E(g(Y_0, C)|A = 1, Z, C; \eta)}{\partial \eta} + (1 - A)g(Y, C)\}] \\
= & E[\{\omega(Z, C) - E(\omega(Z, C)|C)\}\{A \frac{\partial}{\partial \eta} \frac{E(\exp\{\alpha(Y, Z, C; \eta)\}g(Y, C)|A = 0, Z, C)}{E(\exp\{\alpha(Y, Z, C; \eta)\}|A = 0, Z, C)}\}].
\end{aligned}$$

Proof of Proposition 4

We use the superscript $*$ to denote a misspecified model. Otherwise, an expectation or a model is always evaluated at the true value of parameters. Note that by (IV.1)–(IV.2), we have $Y_0 \perp\!\!\!\perp Z|C$. If parametric models lie in \mathcal{M}_a , then $\tilde{\gamma} \xrightarrow{p} \gamma$ and

$$\begin{aligned} & E \left[\{ \omega(Z, C) - E(\omega(Z, C)|C) \} \tilde{Q}_g(Y, A, Z, C; \tilde{\gamma}, \hat{\xi}) \right] \\ & \xrightarrow{p} E[\{ \omega(Z, C) - E(\omega(Z, C)|C) \} g(Y_0, C)] \\ & = E[\{ E(\omega(Z, C)|C) - E(\omega(Z, C)|C) \} g(Y_0, C)] = 0. \end{aligned}$$

Additionally,

$$\begin{aligned} & \hat{\psi}^{DR} \\ & \xrightarrow{p} E \left\{ \frac{\pi(Y_0, Z, C) \{ Y_0 - E^*(Y_0|A=1, Z, C) \}}{\Pr(A=1)} + \frac{E^*(Y_0|A=1, Z, C) \pi(Y_0, Z, C)}{\Pr(A=1)} \right\} \\ & = E \left(\frac{\pi(Y_0, Z, C) Y_0}{\Pr(A=1)} \right) \\ & = E \left(\frac{A Y_0}{\Pr(A=1)} \right) \\ & = E(Y_0|A=1) = \psi. \end{aligned}$$

Thus, $\hat{\eta}^{DR}$ and $\hat{\psi}^{DR}$ are consistent if the parametric models lie in \mathcal{M}_a .

If parametric models lie in \mathcal{M}_y :

$$\begin{aligned}
& E \left[\left\{ \omega(Z, C) - E(\omega(Z, C)|C) \right\} \tilde{Q}_g(Y, A, Z, C; \tilde{\gamma}, \hat{\xi}) \right] \\
\stackrel{p}{\rightarrow} & E \left[\left\{ \omega(Z, C) - E(\omega(Z, C)|C) \right\} \right. \\
& \left. \left\{ (1 - A) \exp\{\alpha(Y_0, Z, C) + \beta^*(Z, C)\} \{g(Y_0, C) - \frac{E(g(Y_0, C) \exp(\alpha(Y_0, Z, C))|A = 0, Z, C)}{E(\exp(\alpha(Y_0, Z, C))|A = 0, Z, C)}\} \right. \right. \\
& \left. \left. + AE(g(Y_0, C)|A = 1, Z, C) + (1 - A)g(Y_0, C) \right\} \right] \\
= & E \left[\left\{ \omega(Z, C) - E(\omega(Z, C)|C) \right\} \left\{ AE(g(Y_0, C)|A = 1, Z, C) + (1 - A)g(Y_0, C) \right\} \right] \\
= & E[\{\omega(Z, C) - E(\omega(Z, C)|C)\} \{\Pr(A = 1|Z, C)E(g(Y_0, C)|A = 1, Z, C) \\
& + \Pr(A = 0|Z, C)E(g(Y_0, C)|A = 0, Z, C)\}] \\
= & E[\{\omega(Z, C) - E(\omega(Z, C)|C)\}E(g(Y_0, C)|Z, C)] \\
= & E[\{E(\omega(Z, C)|C) - E(\omega(Z, C)|C)\}E(g(Y_0, C)|C)] \\
= & 0.
\end{aligned}$$

Also,

$$\begin{aligned}
& \hat{\psi}^{DR} \\
\stackrel{p}{\rightarrow} & E \left[\frac{1 - A}{\Pr(A = 1)} \frac{\pi(Y_0, Z, C)}{1 - \pi(Y_0, Z, C)} \left\{ Y_0 - \frac{E(Y_0 \exp(\alpha(Y_0, Z, C))|A = 0, Z, C)}{E(\exp(\alpha(Y_0, Z, C))|A = 0, Z, C)} \right\} \right. \\
& \left. + \frac{AE(Y_0|A = 1, Z, C)}{\Pr(A = 1)} \right] \\
= & E \left[\frac{1 - A}{\Pr(A = 1)} \exp\{\alpha(Y_0, Z, C) + \beta^*(Z, C)\} \left\{ Y_0 - \frac{E(Y_0 \exp(\alpha(Y_0, Z, C))|A = 0, Z, C)}{E(\exp(\alpha(Y_0, Z, C))|A = 0, Z, C)} \right\} \right. \\
& \left. + \frac{E(Y_0 A)}{\Pr(A = 1)} \right] \\
= & E\left(\frac{AY_0}{\Pr(A = 1)}\right) \\
= & E(Y_0|A = 1) = \psi.
\end{aligned}$$

Thus, $\hat{\eta}^{DR}$ and $\hat{\psi}^{DR}$ are consistent if the parametric models lie in \mathcal{M}_y .
Therefore, $\hat{\eta}^{DR}$ and $\hat{\psi}^{DR}$ are DR for η and ψ respectively.

APPENDIX B: PROOFS FOR EXAMPLES IN SECTION 3

Proof of example 1

Let $\Pr(A = 0|Y_0, Z; \theta_1, \theta_2, \eta_1, \eta_2) = \text{expit}(\theta_1 + \theta_2 Z + \eta_1 Y_0 + \eta_2 Y_0 Z)$ and $\Pr(Y_0 = 1; \tau) = \exp(\tau)$. We show that for any $(\theta_1, \theta_2, \eta_1, \eta_2, \tau)$, there exists $(\tilde{\theta}_1, \tilde{\theta}_2, \tilde{\eta}_1, \tilde{\eta}_2, \tilde{\tau}) \neq (\theta_1, \theta_2, \eta_1, \eta_2, \tau)$ such that

$$(B.1) \quad \Pr(A = 0|Y_0, Z; \theta_1, \theta_2, \eta_1, \eta_2) \Pr(Y_0; \tau) = \Pr(A = 0|Y_0, Z; \tilde{\theta}_1, \tilde{\theta}_2, \tilde{\eta}_1, \tilde{\eta}_2) \Pr(Y_0; \tilde{\tau}).$$

Suppose there exists $\rho_1 \neq 0$ such that $\Pr(Y_0 = 0; \tilde{\tau})/\Pr(Y_0 = 0; \tau) = \exp(\rho_1)$, thus, (B.1) is equivalent to

$$(B.2) \quad \frac{\Pr(A = 0|Y_0, Z; \theta_1, \theta_2, \eta_1, \eta_2)}{\Pr(A = 0|Y_0, Z; \tilde{\theta}_1, \tilde{\theta}_2, \tilde{\eta}_1, \tilde{\eta}_2)} = \frac{\Pr(Y_0; \tilde{\tau})}{\Pr(Y_0; \tau)} = \exp(\rho_1 + \rho_2 Y_0),$$

where $\rho_2 = \log[\exp(-\rho_1 - \tau) + \{\exp(\tau) - 1\} / \exp(\tau)]$.

Note that two different sets of parameters would lead to the same observed data distribution by properly choosing ρ_1 and choosing $\tilde{\theta}_1 = \theta_1 - \rho_1 - \log \varpi_1$, $\tilde{\theta}_2 = \theta_2 + \log \varpi_1 - \log \varpi_2$, $\tilde{\eta}_1 = \eta_1 - \rho_2 + \log \varpi_1 - \log \varpi_3$, $\tilde{\eta}_2 = \eta_2 + \log \varpi_2 + \log \varpi_3 - \log \varpi_1 - \log \varpi_4$ and $\tilde{\tau} = \tau + \rho_1 + \rho_2$, where $\varpi_1 = 1 + \exp(\theta_1) - \exp(\theta_1 - \rho_1)$, $\varpi_2 = 1 + \exp(\theta_1 + \theta_2) - \exp(\theta_1 + \theta_2 - \rho_1)$, $\varpi_3 = 1 + \exp(\theta_1 + \eta_1) - \exp(\theta_1 + \eta_1 - \rho_1 - \rho_2)$ and $\varpi_4 = 1 + \exp(\theta_1 + \theta_2 + \eta_1 + \eta_2) - \exp(\theta_1 + \theta_2 + \eta_1 + \eta_2 - \rho_1 - \rho_2)$. For example, choose $\rho_1 = 0.3$, $\rho_2 = -0.38$, $(\theta_1, \theta_2, \eta_1, \eta_2, \tau) = (0.3, 0.6, 0.1, 0.7, -0.2)$ and $(\tilde{\theta}_1, \tilde{\theta}_2, \tilde{\eta}_1, \tilde{\eta}_2, \tilde{\tau}) = (-0.3, 0.41, 0.91, 1.37, -0.28)$, they lead to the same observed distribution.

Proof of example 2

The separable treatment mechanism implies $\eta_2 = \tilde{\eta}_2 = 0$, and thus $\varpi_2 \varpi_3 = \varpi_1 \varpi_4$, i.e. $\{1 + \exp(\theta_1 + \theta_2) - \exp(\theta_1 + \theta_2 - \rho_1)\} \{1 + \exp(\theta_1 + \eta_1) - \exp(\theta_1 + \eta_1 - \rho_1 - \rho_2)\} = \{1 + \exp(\theta_1) - \exp(\theta_1 - \rho_1)\} \{1 + \exp(\theta_1 + \theta_2 + \eta_1) - \exp(\theta_1 + \theta_2 + \eta_1 - \rho_1 - \rho_2)\}$ which indicates

$$(B.3) \quad \exp(\rho_2) = \frac{\exp(\eta_1)}{1 + \exp(\eta_1 + \rho_1) - \exp(\rho_1)}.$$

Since in (B.2), $\exp(\rho_1 + \rho_2 Y_0)$ is the ratio of two densities for Y_0 , we have ρ_1 and $\rho_1 + \rho_2$ should be of the opposite sign. From equation (B.3), if $\rho_1 > 0$, then $\exp(\rho_1) > 1$ and $\exp(\rho_1 + \rho_2) > 1$. Similarly, if $\rho_1 < 0$, then $\exp(\rho_1) < 1$ and $\exp(\rho_1 + \rho_2) < 1$. Thus, we conclude that $\rho_1 = \rho_2 = 0$, i.e. the separable treatment mechanism is identified for binary case.

Proof of example 3

Suppose there exist two densities that make the ratios equal,

$$(B.4) \quad \frac{\text{expit}\{q_1(Z) + h_1(Y_0)\}}{\text{expit}\{q_2(Z) + h_2(Y_0)\}} = \frac{f_2(Y_0)}{f_1(Y_0)}.$$

We first take derivatives over Z on both sides, and we have

$$\frac{\partial \text{expit}\{q_1(Z) + h_1(Y_0)\} / \partial Z}{\text{expit}\{q_1(Z) + h_1(Y_0)\}} = \frac{\partial \text{expit}\{q_2(Z) + h_2(Y_0)\} / \partial Z}{\text{expit}\{q_2(Z) + h_2(Y_0)\}}.$$

Expand the expit functions and simplify the equation yields

$$(B.5) \quad \frac{\partial q_1(Z) / \partial Z}{\partial q_2(Z) / \partial Z} [1 + \exp\{q_2(Z) + h_2(Y_0)\}] = 1 + \exp\{q_1(Z) + h_1(Y_0)\}.$$

Next, we take derivatives over Y_0 on both sides of the above equation, and we have

$$\frac{\partial q_1(Z) / \partial Z}{\partial q_2(Z) / \partial Z} \frac{\partial h_2(Y_0)}{\partial Y_0} \exp\{q_2(Z) + h_2(Y_0)\} = \frac{\partial h_1(Y_0)}{\partial Y_0} \exp\{q_1(Z) + h_1(Y_0)\},$$

which is equivalent to,

$$\frac{\partial q_1(Z) / \partial Z}{\partial q_2(Z) / \partial Z} \exp\{q_2(Z) - q_1(Z)\} = \frac{\partial h_1(Y_0) / \partial Y_0}{\partial h_2(Y_0) / \partial Y_0} \exp\{h_1(Y_0) - h_2(Y_0)\}.$$

The left hand side of the above equation is a function of Z , but the right hand side is a function of Y_0 . Thus, we must have

$$\frac{\partial q_1(Z) / \partial Z}{\partial q_2(Z) / \partial Z} \exp\{q_2(Z) - q_1(Z)\} = c_1,$$

for some constant c_1 . We multiply both sides of equation (B.5) by $\exp\{-q_1(Z)\}$, and we have

$$c_1 [\exp\{-q_2(Z)\} + \exp\{h_2(Y_0)\}] = \exp\{-q_1(Z)\} + \exp\{h_1(Y_0)\},$$

and thus for some constant c_2 ,

$$c_1 \exp\{-q_2(Z)\} + c_2 = \exp\{-q_1(Z)\}, \quad c_1 \exp\{h_2(Y_0)\} - c_2 = \exp\{h_1(Y_0)\}.$$

We substitute $q_2(Z)$ and $h_2(Y_0)$ in equation (B.4) with the expressions above to obtain

$$\exp\{h_1(Y_0)\} + c_2 = \exp\{h_1(Y_0)\} \frac{f_1(Y_0)}{f_2(Y_0)},$$

and thus

$$\frac{f_1(Y_0)}{f_2(Y_0)} = 1 + c_2 \exp\{-h_1(Y_0)\}.$$

Note that $1 + c_2 \exp\{-h_1(Y_0)\} > 1$ for $c_2 > 0$, and $1 + c_2 \exp\{-h_1(Y_0)\} < 1$ for $c_2 < 0$. This cannot be true for the ratio of two densities. So we must have $c_2 = 0$, and thus $f_1(Y_0)/f_2(Y_0) = 1$. As a result, the joint distribution is identified.

The joint distribution is also identified in the separable treatment mechanisms for continuous outcome with binary instrument.

EXAMPLE 4. Consider the case of continuous outcome with binary instrument. Assume the Logistic separable treatment mechanism: $\mathcal{P}_{A|Y_0,Z} = \{\Pr(A = 0|Y_0, Z) : \text{logit } \Pr(A = 0|Y_0, Z) = \theta Z + h(Y_0)\}$, where h is a known or unknown function. It can be shown that $\mathcal{P}_{A|Y_0,Z}$ satisfies the condition 1 and thus the joint distribution is identified.

Proof of example 4

Suppose there exist two sets of densities make the ratios equal,

$$(B.6) \quad \frac{\text{expit}\{\theta_1 Z + h_1(Y_0)\}}{\text{expit}\{\theta_2 Z + h_2(Y_0)\}} = \frac{f_2(Y_0)}{f_1(Y_0)}.$$

The above equation holds for both $Z = 0, 1$, so we have

$$\frac{\text{expit}\{h_1(Y_0)\}}{\text{expit}\{h_2(Y_0)\}} = \frac{\text{expit}\{\theta_1 + h_1(Y_0)\}}{\text{expit}\{\theta_2 + h_2(Y_0)\}}.$$

Simplifying the equation, we have

$$\exp\{h_1(Y_0)\} = \frac{\exp(\theta_2) - \exp(\theta_1) + \{\exp(\theta_2) - \exp(\theta_1 + \theta_2)\} \exp\{h_2(Y_0)\}}{\exp(\theta_1) - \exp(\theta_1 + \theta_2)}.$$

Substituting $\exp\{h_1(Y_0)\}$ with the above expression in equation (B.6), we have

$$\frac{f_2(Y_0)}{f_1(Y_0)} = 1 + \frac{\exp(\theta_2) - \exp(\theta_1)}{\exp(\theta_2) - \exp(\theta_1 + \theta_2)} \exp\{-h_2(Y_0)\}.$$

If $\theta_1 \neq \theta_2$, we must have $f_2(Y_0)/f_1(Y_0) < 1$ for any Y_0 , or $f_2(Y_0)/f_1(Y_0) > 1$ for any Y_0 . This cannot be true for the ratio of two densities. So we must have $\theta_1 = \theta_2$, and thus $f_1(Y_0)/f_2(Y_0) = 1$. As a result, the joint distribution is identified.

EXAMPLE 5. Assume the Probit separable treatment mechanism: $\mathcal{P}_{A|Y_0,Z} = \{\Pr(A = 0|Y_0, Z) : \Pr(A = 0|Y_0, Z) = \Phi\{q(Z) + h(Y_0)\}\}$, where Φ is the standard normal distribution function, q and h are known or unknown functions, and q is differentiable. Then the joint distribution of A, Y_0, Z is identified.

Proof of example 5

Suppose two sets of parameters make the ratio being a function of Y_0 , i.e. for some function s ,

$$\Phi\{q_1(Z) + h_1(Y_0)\} = \Phi\{q_2(Z) + h_2(Y_0)\}s(Y_0).$$

By taking derivatives over Z on both sides, we have

$$\frac{\partial q_1(Z)}{\partial Z} \phi\{q_1(Z) + h_1(Y_0)\} = \frac{\partial q_2(Z)}{\partial Z} \phi\{q_2(Z) + h_2(Y_0)\}s(Y_0),$$

where ϕ is the standard normal density function. And equivalently

$$\log \frac{\phi\{q_1(Z) + h_1(Y_0)\}}{\phi\{q_2(Z) + h_2(Y_0)\}} = \log \frac{\partial q_2(Z)/\partial Z}{\partial q_1(Z)/\partial Z} + \log s(Y_0),$$

which implies that

(B.7)

$$\{q_2(Z) + h_2(Y_0)\}^2 - \{q_1(Z) + h_1(Y_0)\}^2 = 2 \left\{ \log \frac{\partial q_2(Z)/\partial Z}{\partial q_1(Z)/\partial Z} + \log s(Y_0) \right\}.$$

Note that the right hand side does not include an interaction term of Z and Y_0 , we have

$$q_1(Z)h_1(Y_0) = q_2(Z)h_2(Y_0),$$

and thus

$$\frac{q_1(Z)}{q_2(Z)} = \frac{h_2(Y_0)}{h_1(Y_0)}.$$

Hence $q_1(Z) = cq_2(Z)$ and $h_2(Y_0) = ch_1(Y_0)$ for some positive constant c . Substituting q_2 and h_2 with $1/cq_1$ and ch_1 in equation (B.7), we have

$$\left(\frac{1}{c^2} - 1 \right) q_1^2(Z) + (c^2 - 1)h_1(Y_0)^2 = 2\{-\log c + \log s(Y_0)\}.$$

Since the right hand side does not vary with Z , we must have $c = 1$, and thus $q_1(Z) = q_2(Z)$ and $h_2(Y_0) = h_1(Y_0)$.

APPENDIX C: ADDITIONAL RESULTS MENTIONED IN THIS PAPER

Regression estimator using any link function λ

Let $\delta(Z, C) = \lambda\{E(Y_0|A = 0, Z, C)\}$ and $\tilde{\alpha}(A, Z, C) = \lambda\{E(Y_0|A, Z, C)\} - \lambda\{E(Y_0|A = 0, Z, C)\}$, then $E(Y_0|A = 1, Z, C) = \lambda^{-1}\{\tilde{\alpha}(1, Z, C) + \delta(Z, C)\}$. Let $\delta(Z, C; \xi)$ denote a parametric model for $\delta(Z, C)$ and let $\hat{\xi}$ denote the

restricted MLE of ξ using only data among the unexposed. Although in the main text η is used to denote the parameter in α , here we use it to denote the parameters in $\tilde{\alpha}$. We obtain an estimator for η by solving:

$$(C.1) \quad \mathbb{P}_n \left[\left\{ w(Z, C) - E(w(Z, C)|C; \hat{\rho}) \right\} \left\{ A \lambda^{-1} \{ \tilde{\alpha}(1, Z, C; \eta) + \delta(Z, C; \hat{\xi}) \} + (1-A)Y \right\} \right] = 0,$$

We have the following proposition for the outcome regression estimator with any link function λ , the proof is similar to that of Proposition 3.

PROPOSITION 5. Under (IV.1)–(IV.2) and condition 1, suppose that $\tilde{\alpha}(A, Z, C; \eta)$, $f_{Z|C}(z|c; \rho)$ and $\delta(Z, C; \xi)$ are correctly specified, then the outcome regression estimator

$$\hat{\psi}^{reg} = \mathbb{P}_n \frac{A}{\hat{\Pr}(A=1)} \lambda^{-1} \{ \tilde{\alpha}(1, Z, C; \hat{\eta}) + \delta(Z, C; \hat{\xi}) \},$$

is consistent for ψ .

Equation (5.2) contains the correct model for $E(Y|A=0, Z, C)$

Since

$$\begin{aligned} & \text{logit } \Pr(Y_0 = 1|A, Z, C) \\ &= \log \frac{\Pr(Y_0 = 1|A, Z, C)}{\Pr(Y_0 = 0|A, Z, C)} \\ &= \log \left\{ \frac{\Pr(Y_0 = 1|A, Z, C)}{\Pr(Y_0 = 0|A, Z, C)} / \frac{\Pr(Y_0 = 1|A=0, Z, C)}{\Pr(Y_0 = 0|A=0, Z, C)} \right\} \\ & \quad - \log \left\{ \frac{\Pr(Y_0 = 1|Z, C)}{\Pr(Y_0 = 0|Z, C)} / \frac{\Pr(Y_0 = 1|A=0, Z, C)}{\Pr(Y_0 = 0|A=0, Z, C)} \right\} + \log \frac{\Pr(Y_0 = 1|Z, C)}{\Pr(Y_0 = 0|Z, C)}, \end{aligned}$$

and

$$\begin{aligned} & \sum_a \frac{\Pr(Y_0 = 1|A=a, Z, C)}{\Pr(Y_0 = 0|A=a, Z, C)} \Pr(A=a|Y_0=0, Z, C) \\ &= \sum_a \frac{\Pr(Y_0 = 1, A=a|Z, C)}{\Pr(Y_0 = 0, A=a|Z, C)} \Pr(A=a|Y_0=0, Z, C) \\ &= \sum_a \frac{\Pr(Y_0 = 1, A=a|Z, C)}{\Pr(Y_0 = 0|Z, C) \Pr(A=a|Y_0=0, Z, C)} \Pr(A=a|Y_0=0, Z, C) \\ &= \sum_a \frac{\Pr(Y_0 = 1, A=a|Z, C)}{\Pr(Y_0 = 0|Z, C)} = \frac{\Pr(Y_0 = 1|Z, C)}{\Pr(Y_0 = 0|Z, C)}, \end{aligned}$$

we have

$$\begin{aligned}
& \text{logit } \Pr(Y_0 = 1|A, Z, C) \\
= & \log \left\{ \frac{\Pr(Y_0 = 1|A, Z, C)}{\Pr(Y_0 = 0|A, Z, C)} / \frac{\Pr(Y_0 = 1|A = 0, Z, C)}{\Pr(Y_0 = 0|A = 0, Z, C)} \right\} \\
& - \log \left\{ \frac{\Pr(Y_0 = 1|Z, C)}{\Pr(Y_0 = 0|Z, C)} / \frac{\Pr(Y_0 = 1|A = 0, Z, C)}{\Pr(Y_0 = 0|A = 0, Z, C)} \right\} + \log \frac{\Pr(Y_0 = 1|Z, C)}{\Pr(Y_0 = 0|Z, C)} \\
= & \log \left\{ \frac{\Pr(Y_0 = 1|A, Z, C)}{\Pr(Y_0 = 0|A, Z, C)} / \frac{\Pr(Y_0 = 1|A = 0, Z, C)}{\Pr(Y_0 = 0|A = 0, Z, C)} \right\} \\
& - \log \left\{ \sum_a \frac{\Pr(Y_0 = 1|A = a, Z, C)}{\Pr(Y_0 = 0|A = a, Z, C)} / \frac{\Pr(Y_0 = 1|A = 0, Z, C)}{\Pr(Y_0 = 0|A = 0, Z, C)} \Pr(A = a|Y_0 = 0, Z, C) \right\} \\
& + \log \frac{\Pr(Y_0 = 1|Z, C)}{\Pr(Y_0 = 0|Z, C)} \\
= & \alpha(1, Z, C)A - \log \left[\exp\{\alpha(1, Z, C)\} \Pr(A = 1|Y_0 = 0, Z, C) \right. \\
& \left. + \Pr(A = 0|Y_0 = 0, Z, C) \right] + \text{logit } \Pr(Y_0 = 1|C).
\end{aligned}$$

In our simulation $\alpha(1, Z, C) = \eta$ and $\Pr(A|Y_0, Z, C) = \Pr(A|Y_0, Z, C_1)$, thus

$$\begin{aligned}
& \text{logit } \Pr(Y_0 = 1|A, Z, C) \\
= & \alpha(1, Z, C)A - g(Z, C_1) + \text{logit } \Pr(Y_0 = 1|C_1, C_2),
\end{aligned}$$

where $g(Z, C_1) = \log\{\exp\{\alpha(1, Z, C)\} \Pr(A = 1|Y_0 = 0, Z, C) + \Pr(A = 0|Y_0 = 0, Z, C)\}$. Since $\text{logit } \Pr(Y_0 = 1|C)$ is linear in C_2 , so does $\text{logit } \Pr(Y_0 = 1|A, Z, C)$.

APPENDIX D: LOCAL EFFICIENCY

Let $(A, L) = (A, Y_0, Z, C)$ and $O = (A, Y, Z, C)$ denote the full data and observed data respectively. Assume $\text{logit } \pi(Y_0, Z, C) = \alpha(Y_0, Z, C) + \beta(Z, C)$, where $\beta(Z, C)$ is unrestricted, $\alpha(Y_0, Z, C)$ is known and assume $Y_0 \perp\!\!\!\perp Z|C$. First, we derive the observed data orthogonal tangent space. All the scores of $f(Y_0, Z, C)$ can be written as

$$\mathcal{N}_1 = \{S(Y_0, Z, C) : S(Y_0, Z, C) = S(Y_0|C) + S(Z|C) + S(C)\}.$$

where $E\{S(Y_0|C)|C\} = E\{S(Z|C)|C\} = E\{S(C)\} = 0$. Therefore, by [Bickel et al. \(1998\)](#) and [Tchetgen Tchetgen, Robins and Rotnitzky \(2010\)](#),

we can show that

$$\mathcal{N}_1^\perp = \{v(Y_0, Z, C) - v^\dagger(Y_0, Z, C) : \text{for any } v(Y_0, Z, C)\}.$$

where $v^\dagger(Y_0, Z, C; \phi) = E(v|Z, C; \phi) + E(v|Y_0, C; \phi) - E(v|C; \phi)$. Let \mathcal{N}_2 denote the tangent space of all the treatment propensity score. Thus, we have

$$\mathcal{N}_2 = \left\{ \{A - \pi(L)\} u(Z, C) \text{ for all } u \right\}.$$

Therefore, the tangent space for the full data (A, L) is $\mathcal{N} = \mathcal{N}_1 \oplus \mathcal{N}_2$, where \oplus denotes direct summation of spaces. [Rotnitzky and Robins \(1997\)](#) showed that the observed data tangent space is given by $\mathcal{N}^O = \overline{\mathcal{N}_1^O} + \overline{\mathcal{N}_2^O}$, where $\mathcal{N}_j^O = \overline{R(g \circ \Pi_j)}$, $R(\cdot)$ is the range of the operator $g : \Omega^{(A,L)} \rightarrow \Omega^{(O)}$ and g is the conditional expectation operator $g(\cdot) = E[\cdot|O]$, $\Omega^{(A,L)}$ and $\Omega^{(O)}$ are the spaces of all random functions of (A, L) and O respectively. Π_j is the Hilbert space projection operator from $\Omega^{(A,L)}$ onto \mathcal{N}_j and $\overline{\mathcal{S}}$ is the close linear span of the set \mathcal{S} .

As shown in [Bickel et al. \(1998\)](#), the orthocomplement to the tangent space in the observed data model $\mathcal{N}^{O,\perp} = \mathcal{N}_1^{O,\perp} \cap \mathcal{N}_2^{O,\perp}$. [Rotnitzky and Robins \(1997\)](#) established that

$$\mathcal{N}_1^{O,\perp} = \left\{ \frac{1-A}{1-\pi(L)} m(L) + N_{car} : m(L) \in \mathcal{N}_1^\perp \text{ and } N_{car} \in \mathcal{N}_{car} \right\},$$

where

$$\mathcal{N}_{car} = \left\{ Ak(O) - \frac{1-A}{1-\pi(L)} E[Ak(O)|L] : \text{for any } k(O) \in \Omega^{(O)} \right\}.$$

Therefore, by the formula of \mathcal{N}_1 , we have $\mathcal{N}_1^{O,\perp}$ consists of functions

$$\frac{1-A}{1-\pi(L)} \{v - v^\dagger\} + Ak(O) - \frac{1-A}{1-\pi(L)} E[Ak(O)|L].$$

Also, [Rotnitzky and Robins \(1997\)](#) establish that $\mathcal{N}_2^{O,\perp} = \{b(O) : b(O) \in \mathcal{N}_2^\perp\}$. Therefore, $\mathcal{N}^{O,\perp} = \{N_1^{O,\perp} \in \mathcal{N}_1^{O,\perp} : E[N_2 N_1^{O,\perp}] = 0, N_2 \in \mathcal{N}_2\}$. Thus, we have the following result.

LEMMA 1. We have

$$\mathcal{N}^{O,\perp} = \left\{ \begin{array}{l} \frac{1-A}{1-\pi(L)} \{v - v^\dagger\} + Ak_v(O) - \frac{1-A}{1-\pi(L)} E[Ak_v(O)|L] : \\ k_v = E[v - v^\dagger | A=1, Z, C] \end{array} \right\}.$$

PROOF. $N_1^{O,\perp}(k_v)$ is clearly in $\mathcal{N}_1^{O,\perp}$, it suffices to show that $N_1^{O,\perp*} = N_1^{O,\perp}(k_v)$ is the unique solution to the equation $E[N_1^{O,\perp*} N_2] = 0$, for all v and for all $N_2 \in \mathcal{N}_2$. In this vein,

$$\begin{aligned} 0 &= E[N_1^{O,\perp*} N_2] \\ &= E\left[\begin{Bmatrix} (1-A)\{v-v^\dagger\}/\{1-\pi(L)\} + Ak^*(O) \\ -(1-A)E[Ak^*(O)|L]/\{1-\pi(L)\} \end{Bmatrix} (A-\pi(L))u(Z,C)\right] \text{ for all } u. \end{aligned}$$

This is equivalent to

$$\begin{aligned} &E\left[\begin{Bmatrix} (1-A)\{v-v^\dagger\}/\{1-\pi(L)\} + Ak^*(O) \\ -(1-A)E[Ak^*(O)|L]/\{1-\pi(L)\} \end{Bmatrix} (A-\pi(L))|Z,C\right] = 0 \\ \Leftrightarrow &E[(1-\pi(L))\{v-v^\dagger\}|Z,C] - E[(1-\pi(L))\pi(L)k^*(O)|Z,C] \\ &\quad - E[(1-\pi(L))E[Ak^*(O)|L]|Z,C] = 0 \\ \Leftrightarrow &E[(1-\pi(L))\{v-v^\dagger\}|Z,C] - E[(1-\pi(L))k^*(O)|Z,C] = 0 \\ \Leftrightarrow &E[E[\{v-v^\dagger\}|C, A=1, Z] - k^*(O)]A|Z,C = 0. \end{aligned}$$

Upon writing $k^*(O) = k_1^*(L)(1-A) + k_2^*(Z,C)A$, we have that $k_2^*(Z,C) = E[\{v-v^\dagger\}|C, A=1, Z] = k_v$, proving the result of Lemma 1. \square

Note that simple algebra yeilds that $\mathcal{N}^{O,\perp} = \mathcal{J}^\perp$, where

$$\begin{aligned} &\text{(D.1)} \\ \mathcal{J}^\perp &= \left\{ \frac{1-A}{1-\pi}(v-v^\dagger) + \frac{A-\pi}{1-\pi}E(v-v^\dagger|A=1, Z, C; \gamma, \xi) : \text{any function } v = v(Y_0, Z, C) \right\} \\ &= \left\{ \tilde{Q}_{v-v^\dagger}(Y, A, Z, C; \gamma, \xi) : \text{any function } v = v(Y, Z, C) \right\}, \end{aligned}$$

where $\pi = \pi(Y, Z, C)$.

Heretofore, we have derived the orthogonal tangent space assuming the selection bias $\alpha(Y_0, Z, C)$ is known and $Y_0 \perp\!\!\!\perp Z|C$. We next show that assuming the selection bias function $\alpha(Y_0, Z, C)$ is correctly specified and $Y_0 \perp\!\!\!\perp Z|C$, the space of influence functions for all RAL estimators for the parameter of interest ψ is as follows:

$$\begin{aligned} &\text{(D.2)} \\ \mathcal{J}_\psi^\perp &= \left\{ \tilde{Q}_{d+v-v^\dagger}(Y, A, Z, C; \gamma, \xi) - E[\nabla_\eta \tilde{Q}_{d+v-v^\dagger}(Y, A, Z, C; \gamma, \xi)|\gamma, \xi] IF_{\hat{\eta}}(\gamma, \xi, \phi) : \right. \\ &\quad \left. \text{any function } v = v(Y, Z, C) \right\}, \end{aligned}$$

where $d = d(A, Y_0; \psi)$ is any function proportional to $AY_0/\Pr(A = 1) - \psi$ and $IF_{\hat{\eta}}$ is the influence function of any RAL estimator $\hat{\eta}$ for η and $IF_{\hat{\eta}}$ belongs to \mathcal{J}^\perp . Note that the estimators given in Proposition 4 is a subset of all RAL estimators for ψ , their influence function also belongs to (D.2). More specifically, the influence functions of all estimators for ψ given in Proposition 4 are:

$$\tilde{Q}_d(Y, A, Z, C; \gamma, \xi) - E[\nabla_\eta \tilde{Q}_d(Y, A, Z, C; \gamma, \xi) | \gamma, \xi] IF_{\tilde{\eta}},$$

where $\tilde{\eta}$ is the DR estimator of η .

To derived the efficiency bound for all regular and asymptotically linear estimators for ψ , let $\Pi(\cdot | \mathcal{J}^\perp)$ denote the projection onto the Hilbert space \mathcal{J}^\perp . We have the following result for the efficiency.

PROPOSITION 6. Under (IV.1)-(IV.2) and condition 1, we have $\hat{\psi}^{eff} = Q_{\tilde{g}}(Y, A, Z, C; \gamma^\dagger, \hat{\xi})/\Pr(A = 1) - M$ is the efficient RAL estimator for ψ with influence function

$$\frac{Q_{\tilde{g}}(Y, A, Z, C; \gamma, \xi)}{\Pr(A = 1)} - M - \psi + E[\nabla_\eta (\frac{Q_{\tilde{g}}(Y, A, Z, C; \gamma, \xi)}{\Pr(A = 1)} - M)] IF_{\eta^\dagger},$$

where $\gamma^\dagger = (\eta^\dagger, \tilde{\theta})$, η^\dagger is the most efficient estimator for η and $M = \Pi\{Q_{\tilde{g}}(Y, A, Z, C; \gamma^\dagger, \hat{\xi})/\Pr(A = 1) | \mathcal{J}^\perp\}$.

PROOF. Recall logit $\pi(Y_0, Z, C) = \alpha(Y_0, Z, C) + \beta(Z, C)$, where $\beta(Z, C)$ is unrestricted and $\alpha(0, Z, C) = 0$. To derive the efficient influence function for ψ , we consider the following three model spaces:

- (i) The selection bias $\alpha(Y_0, Z, C)$ is known.
- (ii) The selection bias $\alpha(Y_0, Z, C)$ is known and Y_0 is independent with Z conditional on C , i.e., $Y_0 \perp\!\!\!\perp Z | C$ holds.
- (iii) The selection bias $\alpha(Y_0, Z, C)$ is parametrically specified as $\alpha(Y_0, Z, C; \gamma)$ and Y_0 is independent with Z conditional on C , i.e., $Y_0 \perp\!\!\!\perp Z | C$, where γ is unknown p -dimensional parameter.

Note that the tangent space of (i) is the entire Hilbert space \mathcal{H} since there is no additional restriction on the joint data likelihood. [Robins, Rotnitzky and Scharfstein \(2000\)](#) showed that the efficient influence function for ψ is $IF_{\psi,1}^{eff} = Q_{\tilde{g}}(Y, A, Z, C; \tilde{\gamma}, \hat{\xi})/\Pr(A = 1) - \psi$ where $\tilde{g}(Y, C) = Y$.

For (ii), we have shown that the observed data orthogonal tangent space is \mathcal{J}^\perp as given in (D.1). Hence, the influence function for ψ in (ii) is $IF_{\psi,2}^{eff} = IF_{\psi,1}^{eff} + U(t)$ where $U(t) \in \mathcal{J}^\perp$ and t is the parameters in a parametric submodel.

For (iii), we first characterize the space of all influence functions for estimators for η , denoted as IF_η . Note that η is variational independent of all the other nuisance parameters in (iii), i.e., η is variational independent of all the parameters in (ii). Thus, the space for the influence functions of all RAL estimators for η in (iii) is also \mathcal{J}^\perp . To derive the influence function for ψ in (iii), note that $E_t\{IF_{\psi,2}(\psi(t), \eta(t), t)\} = 0$, thus $\nabla_t E_t\{IF_{\psi,2}(\psi(t), \eta(t), t)\} = 0$, where ∇ is the Laplace operator. Also,

$$\begin{aligned} & \nabla_t E_t\{IF_{\psi,2}(\psi(t), \eta(t), t)\} \\ = & E_t\{IF_{\psi,2}(\psi(t), \eta(t), t)S_t(A, Y, Z, C)\} + E_t\{\nabla_\psi IF_{\psi,2}(\psi(t), \eta(t), t)\} \nabla_t \psi(t) \\ & + E_t\{\nabla_\eta IF_{\psi,2}(\psi(t), \eta(t), t)\} \nabla_t \eta(t) + E_t\{\nabla_t IF_{\psi,2}(\psi(t), \eta(t), t)\}. \end{aligned}$$

Note that

$$\begin{aligned} IF_{\psi,2}(\psi(t), \eta(t), t) &= IF_{\psi,1}^{eff}(\psi(t), \eta(t), t) + U(t) \\ &= Q_{\tilde{g}}(Y, A, Z, C; t) / \Pr(A = 1; t) - \psi + U(t), \end{aligned}$$

thus $\nabla_\psi IF_{\psi,2}(\psi(t), \eta(t), t) = -1$. Due to the robustness of $IF_{\psi,1}^{eff}(\psi(t), \eta(t), t) + \psi$ for $E(Y_0|A = 1, Z, C)$, we have $E\{\nabla_t IF_{\psi,1}^{eff}(\psi(t), \eta(t), t)\} = 0$. Similarly, the double robustness of $U(t)$ indicates that $E\{\nabla_t U(t)\} = 0$. Thus, $E\{\nabla_t IF_{\psi,2}(\psi(t), \eta(t), t)\} = 0$.

Since,

$$\begin{aligned} \frac{\partial \psi}{\partial t} &= E_t\{IF_{\psi,2}(\psi(t), \eta(t), t)S_t(A, Y, Z, C)\} + E_t\{\nabla_\eta IF_{\psi,2}(\psi(t), \eta(t), t)\} \nabla_t \eta(t) \\ &= E_t\left[\left\{IF_{\psi,2}(\psi(t), \eta(t), t) + E_t\{\nabla_\eta IF_{\psi,2}(\psi(t), \eta(t), t)\}IF_\eta\right\}S_t(A, Y, Z, C)\right], \end{aligned}$$

Thus,

$$\left\{IF_{\psi,2}(\psi(t), \eta(t), t) + E_t\{\nabla_\eta IF_{\psi,2}(\psi(t), \eta(t), t)\}IF_\eta\right\}$$

is the space of influence functions for all RAL estimators for ψ which is also the observed data orthocomplement to the nuisance tangent space for model (iii). Note that $IF_{\psi,2}(\psi(t), \eta(t), t) = IF_{\psi,1}^{eff}(\psi(t), \eta(t), t) + U(t)$, thus by choosing $U(t) = -\Pi\{IF_{\psi,1}^{eff}(\psi(t), \eta(t), t)|\mathcal{J}^\perp\} \in \mathcal{J}^\perp$ and $IF_\eta = IF_\eta^{eff}$, the influence function for an RAL estimator for ψ is $\Pi(IF_{\psi,1}^{eff}(\psi(t), \eta(t), t)|\mathcal{J}) +$

$E[\nabla_\eta\{\Pi(IF_{\psi,1}^{eff}(\psi(t), \eta(t), t)|\mathcal{J})\})IF_\eta^{eff}]$. Note that this influence function is in the tangent space of the model, thus it is the efficient influence function for ψ in model (iii). That is,

$$IF_{\psi,3}^{eff} = \Pi(IF_{\psi,1}^{eff}(\psi(t), \eta(t), t)|\mathcal{J}) + E[\nabla_\eta\{\Pi(IF_{\psi,1}^{eff}(\psi(t), \eta(t), t)|\mathcal{J})\})IF_\eta^{eff}].$$

□

Proposition 6 provides a theoretical efficiency bound for all regular estimators of ETT. Finding the optimal function v such that η^\dagger is the most efficient estimator might be challenging in practice. For illustration, we derive the efficient influence function for η and ψ where Y and Z are both binary. Thus, $v(Y_0, Z, C)$ can be written as $v(Y_0, Z, C) = h_0(C) + h_1(C)Z + h_2(C)Y_0 + h(C)Y_0Z$ and thus $v - v^\dagger = h(C)\bar{v}(Y_0, Z, C)$ where $\bar{v}(Y_0, Z, C) = \{Y_0 - E(Y_0|C)\}\{Z - E(Z|C)\}$. Let $U_h(t) = \tilde{Q}_{v-v^\dagger}(Y, A, Z, C; \gamma, \xi)$, thus, $U_h(t) = h(C)\Delta(t)$, where

$$\Delta(t) = \tilde{Q}_{\bar{v}}(Y, A, Z, C; \gamma, \xi).$$

To find the efficient influence function of $\hat{\psi}^{DR}$, we first find the efficient influence function of η . Let h^{opt} denote the choice of h such that $\hat{\eta}$ is the most efficient. We have U_h^{opt} satisfies $E[\partial U_h / \partial \eta] = E[U_h U_h^{optT}]$ for any h (Newey and McFadden 1994, Chap 36). Thus, the efficient estimator for η satisfies $\mathbb{P}_n[U_h^{opt}(\hat{\eta}^{eff})] = 0$. That is

$$E[h(C)\{\frac{\partial \Delta(t)}{\partial \eta^T} + \Delta(t)\Delta(t)^T h^{optT}(C)\}] = 0.$$

Select $h(C) = E[\partial \Delta(t) / \partial \eta^T + \Delta(t)\Delta(t)^T h^{optT}(C)|C]$, thus

$$h^{opt}(C) = -E[\Delta(t)\Delta(t)^T|C]^{-1}E[\partial \Delta(t) / \partial \eta^T|C].$$

Thus, the efficient influence function for η is $IF_\eta^{eff} = h^{opt}(C)\Delta(t)$. Let $H = Q_{\hat{g}}(Y, A, Z, C; \gamma^\dagger, \hat{\xi}) / \hat{\text{Pr}}(A = 1)$ thus $M = \Pi\{H|\mathcal{J}^\perp\}$. Also note that $M \in \mathcal{J}^\perp$, thus M could be written as $M = \tilde{h}(C)\Delta(t)$. Hence, we have $E[\{H - \tilde{h}(C)\Delta(t)\}h(C)\Delta(t)] = 0$ for any $h(C)$. This is equivalent to $E[\{H - \tilde{h}(C)\Delta(t)\}\Delta(t)|C] = 0$. Thus, we obtain $\tilde{h}(C) = E\{\Delta^2(t)|C\}^{-1}E\{H\Delta(t)|C\}$ which yields $M = E\{\Delta^2(t)|C\}^{-1}E\{H\Delta(t)|C\}\Delta(t)$ and by proposition 6, we obtain the efficient influence function for ψ .

LAN LIU
UNIVERSITY OF MINNESOTA AT TWIN CITIES,
224 CHURCH ST SE, # 313 FORD HALL,
MINNEAPOLIS, MN 55455
E-MAIL: liux3771@umn.edu

WANG MIAO
PEKING UNIVERSITY
HAIDIAN DISTRICT, BEIJING 100871
E-MAIL: mwfy@pku.edu.cn

BAOLUO SUN
GENOME INSTITUTE OF SINGAPORE
60 BIOPOLIS ST, #02-01,
SINGAPORE 138672
E-MAIL: sunb1@gis.a-star.edu.sg

JAMES ROBINS
HARVARD UNIVERSITY,
677 HUNTINGTON AVENUE
KRESGE, # 822
BOSTON, MASSACHUSETTS 02115
E-MAIL: robins@hsph.harvard.edu

ERIC TCHETGEN TCHETGEN
HARVARD UNIVERSITY,
677 HUNTINGTON AVENUE
KRESGE, # 822
BOSTON, MASSACHUSETTS 02115
E-MAIL: etchetge@hsph.harvard.edu