

Predictions for Leptonic Mixing Angle Correlations and Non-trivial Dirac CP Violation from A_5 with Generalised CP Symmetry

Jessica Turner*

*Institute for Particle Physics Phenomenology, Department of Physics,
Durham University, South Road, Durham DH1 3LE, United Kingdom*

(Dated: November 8, 2018)

Using discrete flavour group, A_5 , combined with generalised CP, we study the mixing parameter correlations which arise from breaking to residual symmetries in the neutrino, $G_\nu = \mathbb{Z}_2 \times \text{CP}$, and charged lepton sectors, $G_e = \mathbb{Z}_2$. By focusing on patterns that agree with current experimental data we demonstrate that non-trivial leptonic phases are predicted and discuss a number of distinctive correlations between mixing parameters.

PACS numbers: 13.30.Hv, 14.60.Pq

I. INTRODUCTION

The mixing structure of the three families of the lepton sector has inspired many to use non-Abelian flavour symmetries to predict the mixing angles and phases of the Pontecorvo-Maki-Nakagawa-Sakata (PMNS) matrix: three mixing angles θ_{13} , θ_{12} , θ_{23} , the CP-violating phase, δ and Majorana phases, α_{21} and α_{31} . A significant experimental result in 2012 was the measurement of θ_{13} [1–3]. This somewhat large value of θ_{13} ruled out many classes of flavour models that predicted small or zero θ_{13} . These models lead to simple mixing patterns such as bi-maximal (BM) [4–7], tri-bimaximal (TBM) [8] or GR (golden ratio) [9] which result from using small flavour groups such as A_4 , A_5 and S_4 (an in-depth review of discrete groups can be found in Ref. [10]).

In order to produce mixing patterns that accommodate experimental data, the flavour model paradigm has shifted to include larger groups such as $\Delta(96)$ [11, 12], $\Delta(150)$ [13], $\Delta(600)$ [14] and $\Delta(1536)$ [15]. These non-Abelian discrete flavour groups cannot be a symmetry at the low-energy scale as leptonic masses are distinct. Therefore the flavour group must be broken into Abelian residual symmetries in the neutrino and charged lepton sectors. The structure of the Abelian residual symmetries is shaped by the larger non-Abelian flavour group and from these low-energy residual symmetries leptonic observables can be predicted. In general, there are two possible implementations of flavour symmetries and they are often referred to as direct and semi-direct (e.g see Ref. [10]). The distinction between the two approaches is the low energy residual symmetry of the Majorana mass matrix: in the direct approach the Klein group, $\mathbb{Z}_2 \times \mathbb{Z}_2$, is a subgroup of the underlying flavour symmetry whilst in the semi-direct approach, \mathbb{Z}_2 emerges as a residual symmetry of the flavour group. In the semi-direct models a continuous parameter is introduced, derived from the freedom to rotate in the degenerate subspace of the neutrino residual symmetry, allowing the prediction of

a non-zero θ_{13} . There are several attractive features of implementing such an approach: firstly a UV-complete theory is not necessary in order to predict leptonic observables [16–22]. Secondly, correlations between the observables can be derived and provide specific signatures which allow the comparison of a range of models to experimental data [18–25].

These models can successfully predict mixing angles consistent with data and a Dirac phase, δ . However, due to the constraints imposed on the mass matrices used to construct the PMNS matrix, a number of degrees of freedom cannot be eliminated and therefore these models cannot predict Majorana phases. By extending the flavour group to include generalised CP (gCP) symmetry, the three mixing angles and three phases can be determined using a small number of input parameters [26]. This idea of combining CP with a flavour symmetry is not a recent one and was originally discussed in [27–29] together with a μ - τ symmetry. There have been a number of interesting works on the consistent relation between gCP and flavour symmetry [26, 30, 31] and many plausible groups have been studied such as A_4 [26, 32], S_4 [26, 33], $\Delta(96)$ [11, 12], $\Delta(150)$ [13], $\Delta(600)$ [14], $\Delta(1536)$ [15], $\Delta(3n^2)$ [34], $\Delta(6n^2)$ [34, 35] and most recently A_5 [36–38]. In smaller groups such as A_4 , S_4 and A_5 [26, 32, 33, 36–38], it has been found that the leptonic phases are either trivial or maximal. Moreover, there are often share recurring patterns of predictions such as maximally CP violating δ associated with maximal θ_{23} , the origin of which was recently discussed [39]. Applying the same framework with a larger flavour group such as $\Delta(3n^2)$ or $\Delta(6n^2)$, leptonic phases are non-trivially dependent upon the continuous parameter and can take values different from 0 , $\frac{\pi}{2}$, π and $\frac{3\pi}{2}$.

The work presented in this paper is an extension of the study in [38] where a flavour group, A_5 , combined with gCP is broken into residual symmetries in the charged lepton, $G_e = \{\mathbb{Z}_3, \mathbb{Z}_5, \mathbb{Z}_2 \times \mathbb{Z}_2\}$, and neutrino sectors, $G_\nu = \mathbb{Z}_2 \times \text{CP}$. An additional motivation to further explore the predictions of A_5 is, unlike other small groups such as A_4 and S_4 , A_5 is anomaly safe [40]. In this work, we consider the possibility that the same high energy symmetry breaks into low energy residual symme-

* jessica.turner@durham.ac.uk

tries $G_e = \mathbb{Z}_2$ and $G_\nu = \mathbb{Z}_2 \times \text{CP}$. By relaxing the possible combination of residual symmetries we find that non-trivial values of the leptonic phases can be accommodated and there are distinctive correlations between observables.

Throughout this work, we assume our low energy effective theory is the Standard Model augmented by a Majorana mass term and we will use the following 3σ global fit data [41]

$$\begin{aligned} 7.85^\circ \leq \theta_{13} \leq 9.10^\circ, \quad 31.29^\circ \leq \theta_{12} \leq 35.91^\circ, \\ 38.2^\circ \leq \theta_{23} \leq 53.3^\circ. \end{aligned}$$

The work presented in this paper is structured as follows: in Section II we present the assumptions of our theoretical framework; in Section III we discuss the construction of the PMNS matrix from symmetry constraint and the derivation of our results. A number of representative predictions, along with an example, are given in Section IV and finally we make concluding remarks in Section V.

II. SYMMETRIES OF THE MODEL

We briefly review the theoretical framework of this study, where we have closely followed the discussion of [38]. We first review the general concepts of flavour and generalised CP symmetry and subsequently consider the consistent relations between these two symmetry transformations in preparation for constructing the PMNS matrix.

A. Flavour Symmetry

We assume there exists a finite, discrete flavour symmetry, G_f , at the high-energy scale. The purpose of this symmetry is to unify the three flavours of leptonic doublets into a single mathematical object: a three dimensional irreducible representation of the flavour group, Ψ . The flavour group acts on Ψ such that

$$\Psi \rightarrow \rho(g)\Psi, \quad (1)$$

where $\rho(g)$ is a three-dimensional unitary representation of group element $g \in G_f$. The non-Abelian flavour symmetry must be broken at the low-energy scale as leptonic masses are distinct. This implies that if a flavour symmetry is operational in the high-energy regime then only its Abelian residual symmetries would be observable at the scale of mass generation. Therefore, we assume that the non-Abelian flavour symmetry is broken into Abelian residual symmetries in the charged lepton sector, G_e , and the neutrino sector, G_ν . For group elements $g_e \in G_e$ and $g_\nu \in G_\nu$, the charged lepton and neutrino fields transform under the residual symmetries according to

$$e_L \rightarrow \rho(g_e) e_L \quad \text{and} \quad \nu_L \rightarrow \rho(g_\nu) \nu_L, \quad (2)$$

where generational indices have been suppressed. The transformations of Eq. (2) enforce constraints on the charged lepton and neutrino mass matrices,

$$\rho(g_e)^\dagger (m_e m_e^\dagger) \rho(g_e) = m_e m_e^\dagger, \quad (3)$$

$$\rho(g_\nu)^\top m_\nu \rho(g_\nu) = m_\nu. \quad (4)$$

To deduce the possible forms of the residual symmetries, we must consider the largest symmetry of each sector and the structure inherited from the larger non-Abelian flavour group. In the basis in which the charged lepton mass matrix is diagonal and the masses are distinct, the largest symmetry of this sector is $U(1)^3$. This is derived from the freedom to rephase the fields of each generation of the charged leptons. The most general discrete residual symmetry of this sector must be a subgroup of $U(1)^3$ and is therefore a direct product of cyclic groups, \mathbb{Z}_n . The Abelian subgroups of A_5 that satisfy this condition are \mathbb{Z}_5 , \mathbb{Z}_3 , $\mathbb{Z}_2 \times \mathbb{Z}_2$ and \mathbb{Z}_2 where the cases of \mathbb{Z}_3 , \mathbb{Z}_5 and $\mathbb{Z}_2 \times \mathbb{Z}_2$ have been studied in the analysis of [38]. As we assume that neutrino are Majorana in nature, rather than Dirac type particles, their mass matrix is always invariant under a Klein symmetry, $\mathbb{Z}_2 \times \mathbb{Z}_2$. Therefore the residual symmetry of the neutrino sector is the Klein group or a subgroup thereof.

B. Generalised CP Symmetry

In addition to the non-Abelian flavour symmetry operational at the high-energy scale, we assume there also exists a gCP symmetry. This symmetry parity transforms and charge conjugates the field, as well as acting on its generational indices [42]. The gCP transformation acts on the multiplet of fields, Ψ , as

$$\Psi \rightarrow X\Psi^C, \quad (5)$$

where X is a unitary, symmetric matrix and Ψ^C denotes the CP-conjugate of Ψ . We have chosen gCP to be an involutory meaning that two gCP transformations are equivalent to the identity: $XX^* = \mathbb{1}$. If gCP remains a symmetry of the charged lepton or neutrino sector, it must leave the mass terms invariant

$$X^\top m_\nu X = m_\nu^*, \quad (6)$$

$$X^\dagger (m_e m_e^\dagger) X = (m_e m_e^\dagger)^*. \quad (7)$$

It has been demonstrated [33, 43] that if gCP remains unbroken at the low-energy scale in both the charged lepton and neutrino sectors, then Eq. (6) and Eq. (7) are satisfied and consequently no CP violating effects will be observed. Therefore, in this paper we assume that gCP is broken in the charged lepton sector and remains a preserved symmetry of the neutrino sector.

In summary, the residual flavour and gCP symmetries place a series of constraints on the charged lepton and neutrino mass matrices. These constraints shape the

form of the diagonalising matrices, U_e and U_ν , which in turn constrain the form of the PMNS matrix. The consistent interaction between the non-Abelian flavour group and gCP must be considered in order to determine which gCP transformations are physical.

C. Combining Flavour and gCP Symmetries

To illustrate the consistency between the flavour and gCP symmetries, consider a multiplet of fields transforming under a gCP, flavour and subsequent gCP transformation

$$\Psi \rightarrow X\rho(g)^*X^*\Psi \equiv \rho(g')\Psi. \quad (8)$$

In [26, 30], the authors showed that in order to combine flavour and gCP symmetries consistently, gCP must act as an automorphism on the flavour group, G_f (in Eq. (8), gCP maps group element g to another element g' such that the identity and group multiplication is respected). This idea was further developed by [31], which pointed out that for a physical CP transformation to occur, gCP should be an outer automorphism that maps the representations of the fields to their conjugate representations. Moreover, in a generic setting, these outer automorphisms of the group must be class-inverting automorphisms implying that Eq. (8) becomes

$$X\rho(g)^*X^*\Psi \equiv \rho(h)\rho(g^{-1})\rho(h)^{-1}\Psi, \quad (9)$$

for $h \in G_f$. The detailed derivation of X is discussed fully in [38], however in this work we will briefly summarise the group theoretic concepts that were considered. In order to find the forms of X that constitute physical gCP transformations, the outer automorphism of the flavour group must be known. In general, the outer automorphism group for A_n where $n \leq 5$, is \mathbb{Z}_2 (for more group theory insights see Ref. [44]). This implies there is only one non-trivial outer automorphism of A_5 and this maps elements of one conjugacy classes of order five to the other¹. In addition to finding the non-trivial outer automorphism of the flavour group, A_5 has a special property that simplifies the derivation of X . A_5 is an ambivalent group meaning each element is conjugate to its inverse. Applying this property of the group and choosing to work in a real representation, Eq. (9) can be significantly simplified. Henceforth, a series of deductions can be made and it can be concluded that the forms of X that act on A_5 as class inverting, involutory automorphism are the Klein group.

¹ A_5 contains 5 conjugacy classes: one for order one, two and three elements and two for order five elements.

III. METHODOLOGY

We first discuss the construction of the PMNS matrix from the symmetry constraints and subsequently describe the method used to derive the correlations between observables.

A. Constructing the PMNS matrix from symmetry considerations

The flavour and gCP symmetry constrain the form of the neutrino and charged lepton mass matrices. From these constraints the form of their diagonalising matrices, U_ν and U_e , may be deduced and thus the PMNS matrix can be constructed: $U_{\text{PMNS}} = U_e^\dagger U_\nu$. Let us consider how to derive U_e from the symmetry constraints. First, Eq. (3) can be re-expressed in the form of a commutator: $[\rho(g_e), (m_e m_e^\dagger)] = 0$. As the unitary representation $\rho(g_e)$ commutes with the hermitian matrix $m_e m_e^\dagger$ there exists a unitary matrix, U_e , that simultaneously diagonalises both. In the case that $\rho(g_e)$ has degenerate eigenvalues, there is not a unique diagonalising matrix of $\rho(g_e)$ but rather an additional complex rotation can be performed in the degenerate subspace of $\rho(g_e)$. Therefore, the most general form of the diagonalising matrix of $\rho(g_e)$ and $(m_e m_e^\dagger)$ is

$$U_e = U_l R(\omega, \gamma), \quad (10)$$

where U_l diagonalises $\rho(g_e)$ and $R(\omega, \gamma)$ is an $\text{SU}(2)$ transformation in the degenerate eigenspace. It is worth stressing that we allow for the existence of this complex rotation by permitting $G_e = \mathbb{Z}_2$. This differs from the analysis of [38] as their choice of G_e had no such degenerate subspace.

In order to deduce the form of U_ν , we consider constraints from the flavour residual symmetry, gCP and the logical relation between the two symmetries. The action of gCP on the neutrino residual symmetry, $\rho(g_\nu)$, maps these elements to their inverse:

$$X\rho(g_\nu)^*X^* = \rho(g_\nu)^{-1} = \rho(g_\nu), \quad (11)$$

where in the final step we have used the fact \mathbb{Z}_2 elements are self inverse. Eq. (11) can equivalently be viewed as forming a direct product between \mathbb{Z}_2 and gCP. In [26] they showed that it is always possible to make a convenient basis change Ω ($X = \Omega\Omega^T$) such that

$$(\Omega^T m_\nu \Omega) = (\Omega^T m_\nu \Omega)^*. \quad (12)$$

Therefore, this basis transformation ensures that m_ν is real valued. Moreover from Eq. (4), it can be seen that the diagonal from of $\rho(g_\nu)$ commutes with $(\Omega^T m_\nu \Omega)$, which implies that m_ν must be block diagonal. To fully diagonalise the matrix of Eq. (12), an additional real rotation, $R(\theta)$, must be performed. From these considerations, U_ν may be written as

$$U_\nu = \Omega R(\theta). \quad (13)$$

Using symmetry constraints alone, the PMNS matrix may be written as

$$U_{\text{PMNS}} = R(\omega, \gamma) U_l^\dagger \Omega R(\theta). \quad (14)$$

For our chosen representation of A_5 , Ω can take three possible forms

$$\begin{aligned} \Omega_{12} &= \begin{pmatrix} i & 0 & 0 \\ 0 & i & 0 \\ 0 & 0 & 1 \end{pmatrix}, & \Omega_{13} &= \begin{pmatrix} i & 0 & 0 \\ 0 & 1 & 0 \\ 0 & 0 & i \end{pmatrix} \\ \text{and } \Omega_{23} &= \begin{pmatrix} 1 & 0 & 0 \\ 0 & i & 0 \\ 0 & 0 & i \end{pmatrix}, \end{aligned} \quad (15)$$

which have been fully derived in [38].

B. Derivation of predictions for leptonic mixing parameters

In the work of [38], the combination of Abelian residual symmetries studied were $G_e = \{\mathbb{Z}_3, \mathbb{Z}_5, \mathbb{Z}_2 \times \mathbb{Z}_2\}$ and $G_\nu = \mathbb{Z}_2 \times \text{CP}$. The observables are a function of one continuous parameter, derived from the freedom to make a real rotation in the degenerate subspace of the \mathbb{Z}_2 residual symmetry in the neutrino sector. Moreover, the authors of [38], considered the combination of $G_\nu = \mathbb{Z}_2 \times \mathbb{Z}_2 \times \text{CP}$ and $G_e = \mathbb{Z}_2$. In this case, each observable would be a function of two input parameters which is obtained from the ability to make an $\text{SU}(2)$ transformation in the degenerate eigenspace of the \mathbb{Z}_2 charged lepton residual symmetry. This was fully explored and there were no predictions that agreed with data at the 3σ level. A further consideration of $G_e = \mathbb{Z}_2$ and $G_\nu = \mathbb{Z}_2 \times \text{CP}$ was proposed in [38]. Moreover, predictions that agreed to a 3σ level with global fit data were found, however these correlations were not analysed further.

In this work, we aim to develop on this combination of residual symmetries that was originally described in [38] and explore the non-trivial correlations between leptonic observables. This consideration allows for two additional continuous parameters and therefore each observable is a function of three input parameters: θ , ω and γ .

For each of the fifteen charged lepton residual symmetries, $\rho(g_e)$, we construct a diagonalising matrix: $U_e = U_l R(\omega, \gamma)$ where we have fixed the degenerate subspace, $R(\omega, \gamma)$. To construct U_ν we have explored all possible combinations of $\Omega R(\theta)$ and from this, we can construct U_{PMNS} . For each constructed PMNS matrix, we considered the arbitrary ordering of the diagonalising matrices and therefore appropriately permuted the rows and columns. For each PMNS matrix, the three continuous parameters (θ, ω, γ) are randomly scanned over the range $[0, \pi]$ and the three mixing angles are calculated for each point in the phase space. Subsequently, only points that simultaneously agree to a 3σ level with global fit data [41] are retained and from these points the phases are calculated. We have chosen to present our results in terms

of correlations between the leptonic phases, θ_{13}, θ_{12} as a function of θ_{23} .

IV. RESULTS

There is a varied programme of currently running and planned experiments that aim to increase precision in the measurement of a number of the oscillation parameters. In the near term, accelerator long-baseline experiments such as T2K [45] and NO ν A [46] aim at improving the current measurements of parameters such as θ_{23} , δ and Δm_{32}^2 . In the longer term, accelerator facilities such as DUNE [47] and T2HK [48] hope to further increase the sensitivity to these oscillation parameters. T2HK will have the ability to resolve δ to a 1σ uncertainty of 19° for all allowed values (using an integrated beam power of 7.5MW seconds of exposure with 1.56×10^{22} protons on target). Moreover, using a 10kt detector and expected knowledge from T2K and NO ν A, would allow DUNE to achieve a 3σ sensitivity for detecting CP-violation in 50% of δ values.

In conjunction, future medium baseline reactor experiments such as RENO-50 [49] and JUNO [50], aim to better the measurement of θ_{12} . These experiments utilise the survival probability of electron anti-neutrinos, which are copiously produced in fission reactors, to determine the mass ordering and make sub-percent measurements of θ_{12} .

The determination of the nature of the neutrino remains of fundamental importance and neutrinoless double beta decay ($\nu 0\beta\beta$) experiments such as GERDA, CUORICINO, EXO-200 and KamLAND-Zen hope to explore CP-conserving upper boundary of the inverted ordering region. The decay rate of this rare process is proportional to the effective Majorana mass, m_{ee} (see e.g [51–57]) and the values of m_{ee} are influenced by the combinations of phases, $e^{i\alpha_{21}}$ and $e^{i(\alpha_{31}-2\delta)}$. We will comment on some specific predictions which have particularly relevant consequences for $\nu 0\beta\beta$. However, due to the ambitious plans to improve measurement of δ , θ_{12} and θ_{23} by a range of complementary neutrino oscillation experiments, we will mainly focus on the mixing angle and δ - θ_{23} correlations. Using the symmetry construction of Section II, each PMNS matrix is a function of three continuous parameters and therefore we find a large number of cases that agree to a 3σ level with global fit data and we have in the order of fifty different predictions. For illustrative purposes we provide an explicit example of one such prediction in subsection IV A. We group the remainder of our selected predictions into categories according to the octant of the θ_{23} : the lower octant cases are discussed in subsection IV B, upper octant in subsection IV C and finally cases that span both octants are discussed in subsection IV D.

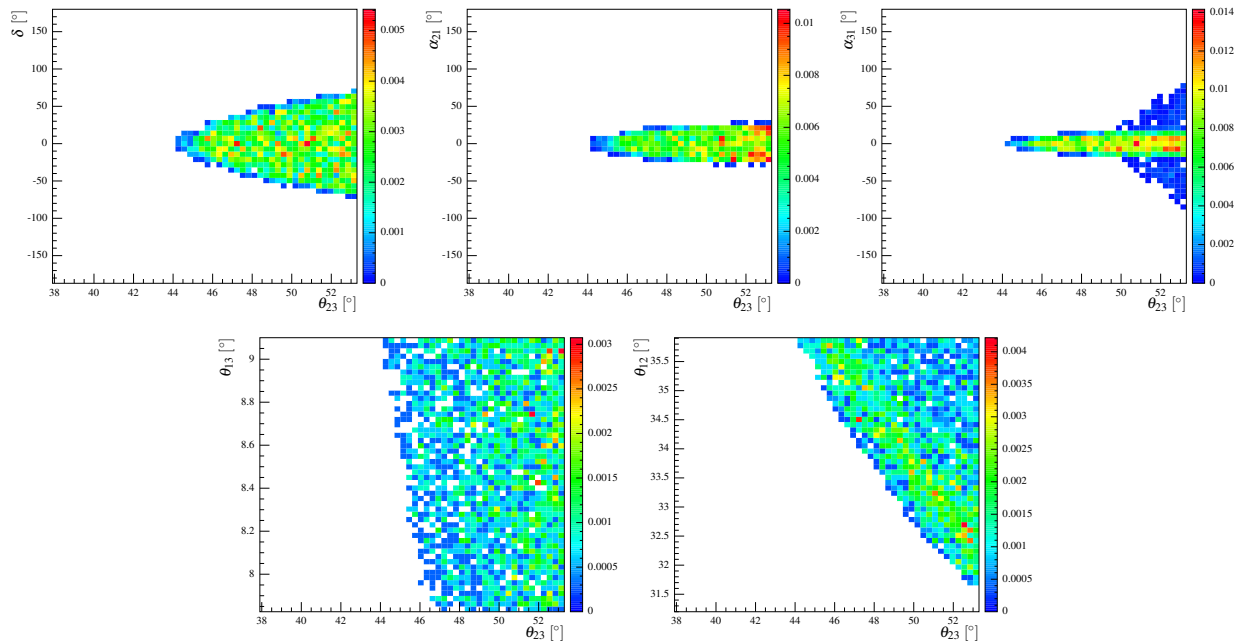


FIG. 1. Two-dimensional histograms showing the phases and mixing angles as a function of θ_{23} for predictions that agree to a 3σ level with global fit data [41]. The colour chart shows relative frequencies of solutions where red (dark blue) represents a higher (lower) frequency.

A. An Example

We utilise the group representations of Refs. [58] and [59]. To construct U_e , let us first consider a \mathbb{Z}_2 group elements of A_5 in the three-dimensional real representation

$$\mathbb{Z}_2 = \frac{1}{2} \begin{pmatrix} -1 & \phi & \frac{-1}{\phi} \\ \phi & \frac{1}{\phi} & -1 \\ \frac{-1}{\phi} & -1 & -\phi \end{pmatrix}, \quad (16)$$

where $\phi = \frac{(1+\sqrt{5})}{2}$ is the golden ratio. A diagonalising matrix of Eq. (16) is

$$U_l \sim \begin{pmatrix} 0.665 & -0.555 & -\frac{1}{2} \\ -0.58 & -0.025 & -\frac{\phi}{2} \\ 0.461 & 0.832 & -\frac{1}{2\phi} \end{pmatrix}, \quad (17)$$

where the degenerate eigenvalues of the matrix of Eq. (16) are in the 12-plane. Therefore, U_e^\dagger takes the form

$$U_e^\dagger \sim \begin{pmatrix} c_\omega & e^{i\gamma} s_\omega & 0 \\ -e^{-i\gamma} s_\omega & c_\omega & 0 \\ 0 & 0 & 1 \end{pmatrix} \begin{pmatrix} 0.665 & -0.58 & 0.461 \\ -0.555 & -0.025 & 0.832 \\ -\frac{1}{2} & -\frac{\phi}{2} & -\frac{1}{2\phi} \end{pmatrix}, \quad (18)$$

where $c_\omega \equiv \cos(\omega)$ and $s_\omega \equiv \sin(\omega)$. Not all combinations of Ω and $R(\theta)$ produce predictions within 3σ of the global fit data, however, one such combination that does is

$$U_\nu = \begin{pmatrix} 1 & 0 & 0 \\ 0 & i & 0 \\ 0 & 0 & i \end{pmatrix} \begin{pmatrix} 1 & 0 & 0 \\ 0 & c_\theta & s_\theta \\ 0 & -s_\theta & c_\theta \end{pmatrix}. \quad (19)$$

Combining Eq. (18) and Eq. (19), we construct the PMNS matrix and perform a random scan over the three continuous parameters (θ, ω, γ) in the interval $[0, \pi]$. The points of this parameter space that agree to a 3σ level with global fit data are retained and the phases are calculated. We use the Particle Data Group parametrisation to obtain the mixing angles and phases [60]. In Fig. 1, we plot the three leptonic phases, θ_{12} and θ_{13} as a function of θ_{23} . This PMNS matrix requires $44.2^\circ \leq \theta_{23} \leq 53.3^\circ$ and the δ phase reaches a maximal value of 69° for large values of θ_{23} (53°). A CP conserving value of δ is possible for all viable θ_{23} and for maximal θ_{23} , $-20^\circ \leq \delta \leq 20^\circ$. From Fig. 1, there appears to be no preferred δ phase within the viable parameter space. The values of the Majorana phases range from $\alpha_{21} \sim \pm 25^\circ$ and $\alpha_{31} \sim \pm 80^\circ$. In the case of α_{31} , small values ($< 15^\circ$) are strongly preferred over the whole range θ_{23} . However for $\theta_{23} > 49^\circ$, α_{31} can take large values. The consequences of this prediction on neutrinoless double beta ($\nu 0\beta\beta$) decay would be interesting to explore. The magnitudes of α_{21} and $(\alpha_{31} - 2\delta)$ of this prediction can be small and this results in little cancellation between the mass terms of m_{ee} . This would imply the prediction for m_{ee} can be close to the CP-conserving upper boundary of the inverted ordering region, which experiments hope to explore. Therefore, it would be feasible to use $\nu 0\beta\beta$ decay to study this partic-

ular prediction.

As the 3σ range of θ_{13} is highly constrained compared with the other mixing angles, there is little discernible structure in the θ_{13} - θ_{23} correlation, however the θ_{12} - θ_{23} dependence has greater predictivity. For near maximal values of θ_{23} , θ_{12} is predicted to be at the very upper boundary of its 3σ range ($\sim 36^\circ$). For larger values of θ_{23} , close to the upper 3σ boundary, the range of predicted θ_{12} increases (31.6° - 35.9°). Although, for most viable values of θ_{23} there are a range of θ_{12} predictions, the density of solutions clusters near the boundary of the viable region of the δ - θ_{23} parameter space.

B. Lower Octant Predictions

The chosen lower octant predictions are presented in Fig. 2 and it can be seen that the possible range of θ_{23} values differs between the various cases: LO 1-3 have viable predictions for the entire lower octant (38.8° - 45°) whilst LO 4 is somewhat more constrained as θ_{23} spans only 3° (40° - 43°). LO 5 is the most highly constrained and therefore most easily testable with $38^\circ \leq \theta_{23} \leq 38.8^\circ$. LO 1-3 share the same δ - θ_{23} correlation, which attains a maximal δ (85°) for θ_{23} close to the lower 3σ allowed region. The CP conserving values of δ requires $40.6^\circ \leq \theta_{23} \leq 44.2^\circ$. In the case of LO4, although the δ - θ_{23} correlation structure is similar to that of LO 1-3, the maximal value of δ is slightly greater reaching 90° and solutions tend to cluster at these points. In contrast to LO 1-4, the δ value of LO 5 is close to zero however it reaches a maximum of 26° . LO 1-3 have a common θ_{12} - θ_{23} dependence: for values of θ_{23} close to the lower 3σ boundary, all values of θ_{12} are allowed. For near maximal θ_{23} , the θ_{12} prediction becomes increasing constrained: for example for the current best fit value of θ_{23} (42.3°) [41], only values of $33.5^\circ \leq \theta_{12} \leq 35.91^\circ$ are predicted. In the case of LO 4, for $38.8^\circ \leq \theta_{23} \leq 42.3^\circ$, the predicted θ_{12} spans the 3σ range of θ_{12} . Similarly to LO 1-3, the range of predicted θ_{12} becomes more constrained for near maximal θ_{23} (smaller θ_{12} is preferred). Using the θ_{12} - θ_{23} correlation as a means of differentiating between LO 1-3 and LO 4 would be problematic in the regions $\theta_{23} \leq 41^\circ$, as the predictions are indistinguishable. As the viable parameter space of LO 5 is significantly smaller than that of the previous four predictions, there is no discernible correlation between θ_{12} and θ_{23} ; in this regards its most discriminating feature is that θ_{12} can only range between 31° - 33° .

The Majorana phases are the only observables that differs amongst LO 1-3. It is worth noting that LO 1 is the only lower octant prediction of this sample that has a CP conserving value of α_{21} . It would be an interesting future study to investigate the effect that this would have on $\nu 0\beta\beta$ decay and feasibility of discriminating between predictions.

In summary, there are several general features which are shared amongst these cases; the most striking of these is

the prediction of non-trivial leptonic phases. Moreover, the δ and α_{21} phases are bound between $\pm 90^\circ$. If δ is measured to be maximally CP violating, as hinted at by T2K [61], the only remaining viable prediction is LO 4. Some predictions cannot be discriminated between by using δ and θ_{12} alone and access to the Majorana phases is necessary. Moreover, the ability to discriminate between LO 4 and LO 1-3 is highly dependent upon the value of θ_{23} : in the scenario of maximal or near maximal θ_{23} , this is possible. Of the cases presented, LO 5 is the most easily testable as its θ_{23} values are highly constrained and lie at the extreme lower boundary of the 3σ range.

C. Upper Octant Predictions

Similarly to the lower octant results, we have chosen three cases (UO -1-3) presented in Fig. 3, for which the mixing angle and δ phase correlations are indistinguishable and only the Majorana phases differ. UO 1-3 share the feature of viable predictions over the entire upper octant (45° - 53.3°). The θ_{23} allowed range UO 4 is slightly more constrained with $46.3^\circ \leq \theta_{23} \leq 53.3^\circ$. UO 5 is an analogous case to LO 5, where its θ_{23} prediction span is small and occurs at the very upper limit of the 3σ boundary, $51.2^\circ \leq \theta_{23} \leq 53.3^\circ$.

Maximal CP violation is possible in UO 1-3 and UO 5, however the δ - θ_{23} correlations structure differs between cases. UO 1-3 share the same pattern where the maximal δ value (90°) occurs for large θ_{23} values and CP conserving values of δ are associated with $45.6^\circ \leq \theta_{23} \leq 48.4^\circ$. The δ correlation of UO 5 differs significantly from UO 1-3 as CP conserving values of δ are not predicted and maximal δ favoured. In the case of UO 4, the correlation structures are particularly distinctive and unlike the previously discussed cases, the maximal δ value (55°) is much smaller. A unique aspect of LO 4 is that there are two distinct regions of θ_{23} where CP conserving values of δ can occur: $47.4^\circ \leq \theta_{23} \leq 49.2^\circ$ and $51^\circ \leq \theta_{23} \leq 52^\circ$.

In regards to the θ_{12} - θ_{23} correlation of UO 1-3, all regions of the 3σ range of θ_{12} are allowed for $49^\circ \leq \theta_{23} \leq 53.3^\circ$. Larger values of θ_{12} are favoured for near maximal θ_{23} . It is worth noting this dependence (large θ_{12} associated with near maximal values of θ_{23}) is similar to the lower octant predictions LO 1-3. For $49^\circ \leq \theta_{23} \leq 52^\circ$, the θ_{12} predictions of UO 4 are indistinguishable from UO 1-3. In spite of this, for certain θ_{23} , these cases can be differentiated. For example, $\theta_{23} > 52.6^\circ$ UO 4 predicts large valued θ_{12} ($\sim 36^\circ$) whereas the θ_{12} of UO 1-3 can attain any value in the 3σ range. Moreover, at near maximal values of θ_{23} (46°), UO 4 predicts smaller θ_{12} values (31.3°) than UO 1-3. Discrimination between UO 1-3 and UO 5 is not possible using θ_{12} - θ_{23} correlations (as there is complete overlap in the predictions) and therefore a combination of θ_{23} and δ measurements in conjunction with $\nu 0\beta\beta$ decay study would be required to disentangle these predictions.

In summary, δ and α_{21} are bounded between $\pm 90^\circ$.

Moreover, the ability to discriminate between predictions is often dependent upon the value of θ_{23} and in certain cases predictions are only differentiable with knowledge of the Majorana phases.

D. Predictions Spanning Both Octants

We have chosen five representative cases that span both the upper and lower octants of θ_{23} . The predicted regions of θ_{23} vary amongst these cases: BO 1 has the greatest viable range, which fully covers the 3σ region of θ_{23} . BO 2 and BO 5 also have a wide range of θ_{23} : $38.2^\circ \leq \theta_{23} \leq 49^\circ$ and $38.2^\circ \leq \theta_{23} \leq 51^\circ$ respectively. BO 3 and BO 4 have the smallest viable range of θ_{23} with $44.3^\circ \leq \theta_{23} \leq 53.3^\circ$ and $38.2^\circ \leq \theta_{23} \leq 45.9^\circ$ respectively. There is little structure in the δ - θ_{23} correlation of BO 1: δ can attain any value in the range $\pm 90^\circ$ and there is no dependence on θ_{23} . BO 2 has a similar correlation structure to the lower octant predictions: the maximal δ value (73°) is correlated to smaller θ_{23} values and CP conserving δ spans $42^\circ \leq \theta_{23} \leq 48.2^\circ$. BO 3 and BO 4 have comparable δ - θ_{23} dependence; the maximal δ , 69° and 61° respectively, occurs at the extreme upper and lower 3σ limit of θ_{23} . In comparison with BO 1-4, BO 5 has a highly constrained δ with a maximal value of 14° for $49^\circ \leq \theta_{23} \leq 50^\circ$. In the scenario δ is maximally CP violating, the only viable prediction of this set is BO 1. Interestingly, in spite of BO 1 lacking predictivity in regards to parameters δ , α_{31} and θ_{13} , its α_{21} and θ_{12} predictions attain very specific values ($\alpha_{21} = 0^\circ$ and $34.8^\circ \leq \theta_{12} \leq 35.2^\circ$). BO 1 would be of particular interest in $\nu 0\beta\beta$ decay studies as it has a single α_{21} value and exceptionally narrow θ_{12} range.

The θ_{12} - θ_{23} dependence of BO 3 and BO 4 are similar: for near maximal θ_{23} , there is a very limited range of θ_{12} values ($\sim 36^\circ$) and for θ_{23} close to the upper or lower 3σ boundary, the possible θ_{12} become less constrained. This appears to be a common theme of many of the predictions: near maximal θ_{23} have very specific θ_{12} predictions. In the case of BO 2, θ_{12} can attain any value in the 3σ range for $\theta_{23} \leq 43.5^\circ$ and for larger θ_{23} , smaller values of θ_{12} are preferable. There is significant overlap in θ_{12} predictions for BO 2 and BO 5 and only in the scenario, $\theta_{23} \geq 47^\circ$ do their predictions differ. A special feature of BO 5, akin to BO 1, is that certain observables are more constrained than others; for instance predictions of θ_{13} and θ_{12} range widely whereas the leptonic phases more highly constrained ($|\delta| \leq 14^\circ$, $|\alpha_{21}| \leq 40^\circ$, $|\alpha_{31}| \leq 90^\circ$). In summary, δ and α_{21} can only attain values $\pm 90^\circ$. Furthermore, there are several examples (BO 1 and BO 5), in which certain observables are highly unconstrained but in balance other parameters can only attain very specific values. Therefore in spite of a lack of predictivity in certain observables, these cases still remain testable by upcoming long and medium base-line experiments.

V. CONCLUSIONS

In this article, we studied the correlations of leptonic observables that result from a flavour symmetry, A_5 , combined with gCP breaking into residual symmetries $G_\nu = \mathbb{Z}_2 \times \text{CP}$ and $G_e = \mathbb{Z}_2$. This combination of residual symmetries introduces three continuous parameters and unsurprisingly, we obtain a wider range of predictions than in studies that use only one input parameter. The flavour symmetry studies that implement one input parameter and are of low order such as A_4 [26, 32], S_4 [26, 33] and A_5 [36–38] share common predictions such as $|\sin \delta| = 1$, $|\sin \alpha_{21}| = |\sin \alpha_{31}| = 0$ and maximally CP violating δ associated with maximal θ_{23} . We find the addition of two continuous parameters allows for more possibilities in correlations and predictions of non-trivial leptonic phases differing from 0 , $\frac{\pi}{2}$, π and $\frac{3\pi}{2}$. Using a number of example cases we have shown that certain predictions are indistinguishable using oscillation parameters δ , θ_{12} and θ_{23} alone and therefore input from $\nu 0\beta\beta$ decay experiments is necessary. We find that, in general, the ability to discriminate between predictions is improved for near maximal θ_{23} and that even in specific cases in which there is no predictivity for one parameter (e.g. BO 1 and BO 5), other leptonic observables may be highly constrained and provide testable predictions. In spite of a greater number of predictions, all of our cases share the feature of δ and α_{21} phases being bounded by $\pm 90^\circ$, the former of the two which is testable by long base-line oscillation experiments.

In conclusion, we find that relaxing the possible combinations of low-energy residual symmetries permits a wider range of predictions with more complex correlations between leptonic observables which have the potential to be tested at upcoming neutrino oscillation and $\nu 0\beta\beta$ experiments.

ACKNOWLEDGMENTS

We would like to thank Peter Ballett, Silvia Pascoli and Serguey Petcov for advice and invaluable encouragement throughout this work. In addition, we are grateful for sharing enlightening discussions with Celine Boehm, Mark Ross-Lonergan, Andreas Trautner and Ryan Wilkinson. We would also like to thank Malte Buschmann and Nick Jennings for reading various drafts of this paper. This work has been supported by Science and Technology Facilities Council (STFC) and the European Union FP7 ITN-INVISIBLES (Marie Curie Actions, PITN-GA-2011-289442).

VI. APPENDIX

In this Appendix we will provide the form of the matrices that we used to derive predictions in the lower, upper and both octant results. The notation that will be used

to denote real rotations is,

$$R_{12} = \begin{pmatrix} c_\theta & s_\theta & 0 \\ -s_\theta & c_\theta & 0 \\ 0 & 0 & 1 \end{pmatrix}, \quad R_{13} = \begin{pmatrix} c_\theta & 0 & s_\theta \\ 0 & 1 & 0 \\ -s_\theta & 0 & c_\theta \end{pmatrix}$$

and $R_{23} = \begin{pmatrix} 1 & 0 & 0 \\ 0 & c_\theta & s_\theta \\ 0 & -s_\theta & c_\theta \end{pmatrix}$.

(20)

In regards to the complex rotations they will be written as,

$$R_{12}C = \begin{pmatrix} c_\omega & s_\omega e^{i\gamma} & 0 \\ -s_\omega e^{-i\gamma} & c_\omega & 0 \\ 0 & 0 & 1 \end{pmatrix},$$

$$R_{13}C = \begin{pmatrix} c_\omega & 0 & s_\omega e^{i\gamma} \\ 0 & 1 & 0 \\ -s_\omega e^{-i\gamma} & 0 & c_\omega \end{pmatrix} \quad (21)$$

and $R_{23}C = \begin{pmatrix} 1 & 0 & 0 \\ 0 & c_\omega & s_\omega e^{i\gamma} \\ 0 & -s_\omega e^{-i\gamma} & c_\omega \end{pmatrix}$.

The \mathbb{Z}_2 elements that give distinct results are

$$\mathbb{Z}_{21} = \frac{1}{2} \begin{pmatrix} \phi & -1 & \phi \\ -1 & -\phi & -\frac{1}{\phi} \\ \phi & -\frac{1}{\phi} & -1 \end{pmatrix}, \quad \mathbb{Z}_{22} = \frac{1}{2} \begin{pmatrix} -\phi & -\frac{1}{\phi} & -1 \\ -\frac{1}{\phi} & -1 & \phi \\ -1 & \phi & \frac{1}{\phi} \end{pmatrix},$$

$$\mathbb{Z}_{23} = \frac{1}{2} \begin{pmatrix} -1 & -\phi & -\frac{1}{\phi} \\ -\phi & \frac{1}{\phi} & 1 \\ -\frac{1}{\phi} & 1 & -\phi \end{pmatrix}, \quad \mathbb{Z}_{24} = \frac{1}{2} \begin{pmatrix} \frac{1}{\phi} & -1 & -\phi \\ -1 & -\phi & \frac{1}{\phi} \\ -\phi & \frac{1}{\phi} & -1 \end{pmatrix},$$

$$\mathbb{Z}_{25} = \frac{1}{2} \begin{pmatrix} -\phi & -\frac{1}{\phi} & 1 \\ -\frac{1}{\phi} & -1 & -\phi \\ 1 & -\phi & \frac{1}{\phi} \end{pmatrix}, \quad \mathbb{Z}_{26} = \frac{1}{2} \begin{pmatrix} -1 & \phi & \frac{1}{\phi} \\ \phi & \frac{1}{\phi} & -1 \\ \frac{1}{\phi} & 1 & -\phi \end{pmatrix},$$

$$\mathbb{Z}_{27} = \frac{1}{2} \begin{pmatrix} -1 & \phi & -\frac{1}{\phi} \\ \phi & \frac{1}{\phi} & -1 \\ -\frac{1}{\phi} & -1 & -\phi \end{pmatrix}.$$

(22)

The diagonalising matrix of \mathbb{Z}_2 i will be denoted by U_i for $i \in 1..6$. The permutations that have been applied to account for the arbitrariness of ordering of the eigenvectors will be denoted by $p_{1..6}$,

$$p_1 = \begin{pmatrix} 1 & 0 & 0 \\ 0 & 1 & 0 \\ 0 & 0 & 1 \end{pmatrix}, \quad p_2 = \begin{pmatrix} 1 & 0 & 0 \\ 0 & 0 & 1 \\ 0 & 1 & 0 \end{pmatrix},$$

$$p_3 = \begin{pmatrix} 0 & 1 & 0 \\ 1 & 0 & 0 \\ 0 & 0 & 1 \end{pmatrix}, \quad p_4 = \begin{pmatrix} 0 & 1 & 0 \\ 0 & 0 & 1 \\ 1 & 0 & 0 \end{pmatrix} \quad (23)$$

$$p_5 = \begin{pmatrix} 0 & 0 & 1 \\ 1 & 0 & 0 \\ 0 & 1 & 0 \end{pmatrix}, \quad p_6 = \begin{pmatrix} 0 & 0 & 1 \\ 0 & 1 & 0 \\ 1 & 0 & 0 \end{pmatrix}$$

A. Lower Octant Matrices

Result	U_{PMNS}
LO 1	$p_4 R_{23} C U_1^\dagger \Omega_{12} R_{12} p_2$
LO 2	$p_2 R_{13} C U_2^\dagger \Omega_{12} R_{13} p_3$
LO 3	$p_1 R_{12} C U_3^\dagger \Omega_{12} R_{23} p_4$
LO 4	$p_2 R_{13} C U_2^\dagger \Omega_{12} R_{13} p_1$
LO 5	$p_4 R_{23} C U_1^\dagger \Omega_{12} R_{13} p_3$

B. Upper Octant Matrices

Result	U_{PMNS}
UO 1	$p_1 R_{13} C U_2^\dagger \Omega_{12} R_{13} p_1$
UO 2	$p_1 R_{13} C U_4^\dagger \Omega_{12} R_{13} p_3$
UO 3	$p_4 R_{12} C U_3^\dagger \Omega_{12} R_{23} p_4$
UO 4	$p_3 R_{23} C U_5^\dagger \Omega_{12} R_{13} p_3$
UO 5	$p_3 R_{23} C U_1^\dagger \Omega_{12} R_{12} p_2$

C. Both Octant Matrices

Result	U_{PMNS}
BO 1	$p_1 R_{23} C U_5^\dagger \Omega_{12} R_{12} p_4$
BO 2	$p_1 R_{12} C U_6^\dagger \Omega_{13} R_{12} p_4$
BO 3	$p_4 R_{23} C U_1^\dagger \Omega_{23} R_{12} p_6$
BO 4	$p_4 R_{12} C U_7^\dagger \Omega_{23} R_{23} p_1$
BO 5	$p_3 R_{23} C U_5^\dagger \Omega_{13} R_{13} p_3$

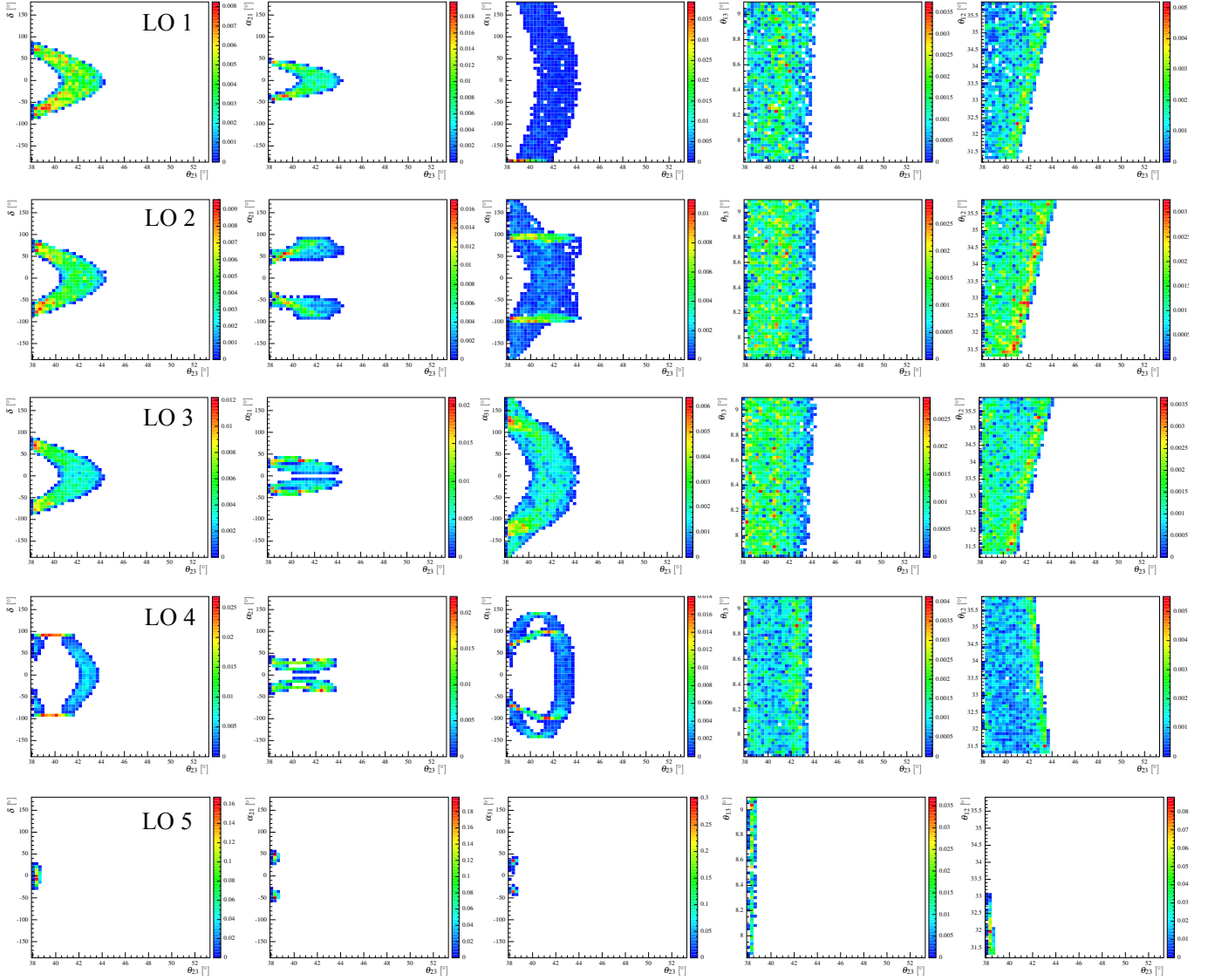


FIG. 2. Two-dimensional histograms showing the phases and mixing angles as a function of θ_{23} for predictions that agree to a 3σ level with global fit data[41]. The colour chart shows relative frequencies of solutions where red (dark blue) represents a higher (lower) frequency. Each prediction is labelled 'lower octant' (LO) 1-5.

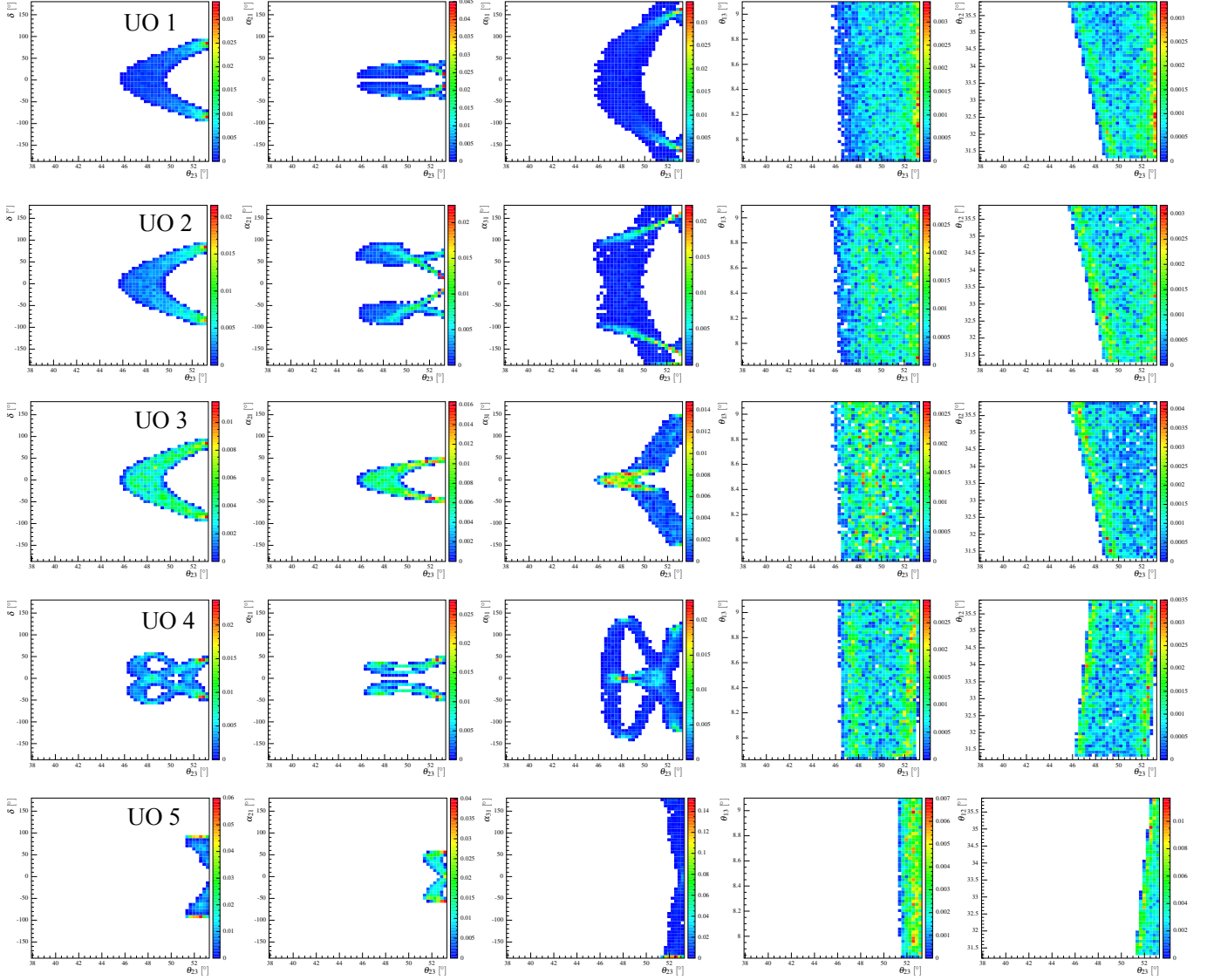


FIG. 3. Two-dimensional histograms showing the phases and mixing angles as a function of θ_{23} for predictions that agree to a 3σ level with global fit data[41]. The colour chart shows relative frequencies of solutions where red (dark blue) represents a higher (lower) frequency. Each prediction is labelled 'upper octant' (UO) 1-5.

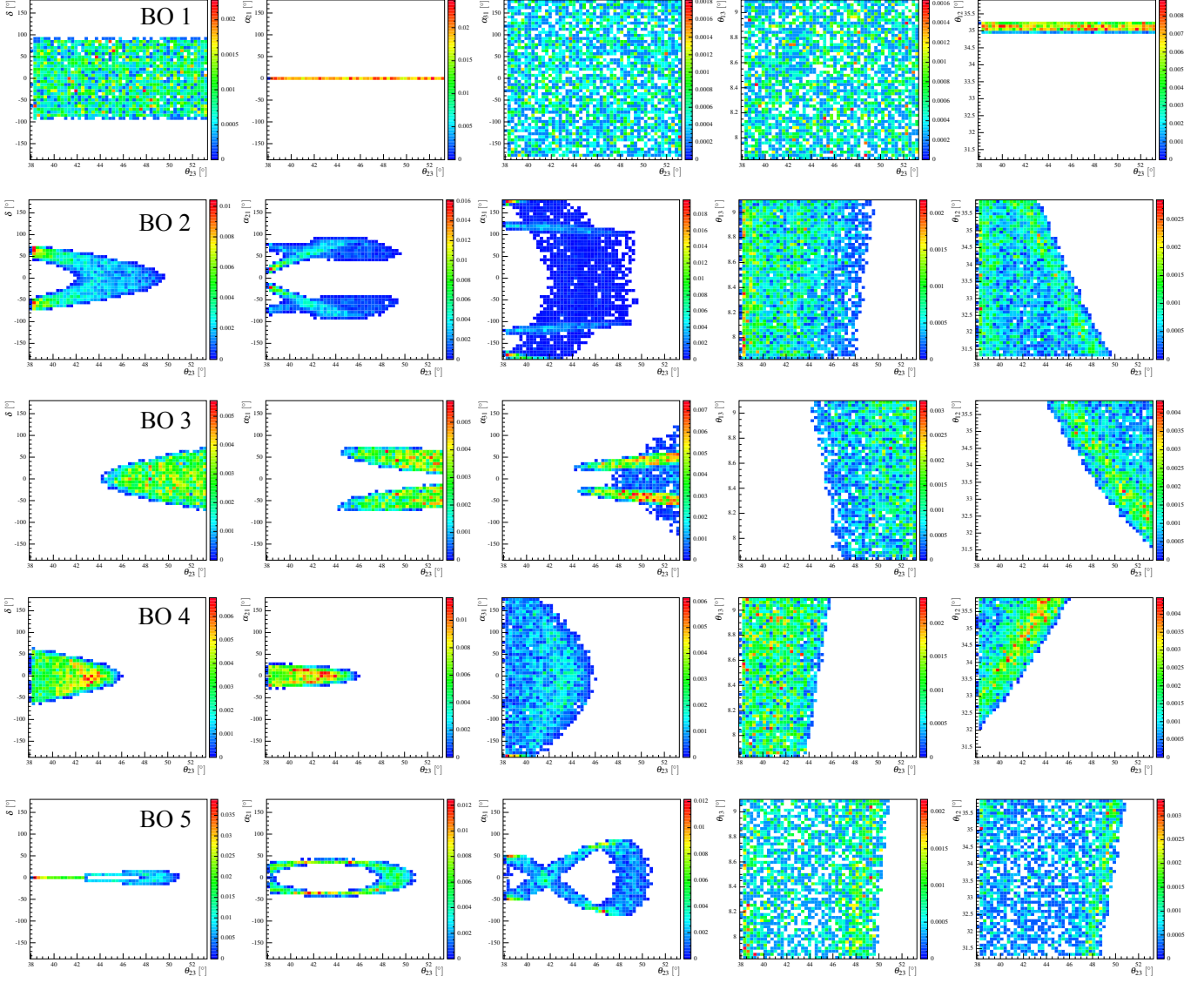


FIG. 4. Two-dimensional histograms showing the phases and mixing angles as a function of θ_{23} for predictions agree to a 3σ level with global fit data[41] The colour chart shows relative frequencies of solutions where red (dark blue) represents a higher (lower) frequency. Each prediction is labelled 'both octant' (BO) 1-5.

- [1] F. An *et al.* (DAYA-BAY Collaboration), Phys.Rev.Lett. **108**, 171803 (2012), arXiv:1203.1669 [hep-ex]; F. An *et al.* (Daya Bay), Chin.Phys. **C37**, 011001 (2013), arXiv:1210.6327 [hep-ex].
- [2] J. Ahn *et al.* (RENO collaboration), Phys.Rev.Lett. **108**, 191802 (2012), arXiv:1204.0626 [hep-ex].
- [3] K. Abe *et al.* (T2K Collaboration), Phys.Rev.Lett. **107**, 041801 (2011), arXiv:1106.2822 [hep-ex]; Y. Abe *et al.* (DOUBLE-CHOOZ Collaboration), Phys.Rev.Lett. **108**, 131801 (2012), arXiv:1112.6353 [hep-ex].
- [4] M. Fukugita, M. Tanimoto, and T. Yanagida, Phys. Rev. **D57**, 4429 (1998), arXiv:hep-ph/9709388 [hep-ph].
- [5] V. D. Barger, S. Pakvasa, T. J. Weiler, and K. Whisnant, Phys. Lett. **B437**, 107 (1998), arXiv:hep-ph/9806387 [hep-ph].
- [6] S. Davidson and S. F. King, Phys. Lett. **B445**, 191 (1998), arXiv:hep-ph/9808296 [hep-ph].
- [7] G. Altarelli, F. Feruglio, and L. Merlo, JHEP **05**, 020 (2009), arXiv:0903.1940 [hep-ph].
- [8] P. F. Harrison, D. H. Perkins, and W. G. Scott, Phys. Lett. **B530**, 167 (2002), arXiv:hep-ph/0202074 [hep-ph]; P. F. Harrison and W. G. Scott, Phys. Lett. **B557**, 76 (2003), arXiv:hep-ph/0302025 [hep-ph].
- [9] F. Feruglio and A. Paris, JHEP **03**, 101 (2011), arXiv:1101.0393 [hep-ph].
- [10] S. F. King and C. Luhn, Rept.Prog.Phys. **76**, 056201 (2013), arXiv:1301.1340 [hep-ph].
- [11] R. d. A. Toorop, F. Feruglio, and C. Hagedorn, Phys.Lett. **B703**, 447 (2011), arXiv:1107.3486 [hep-ph].
- [12] G.-J. Ding, Nucl.Phys. **B862**, 1 (2012), arXiv:1201.3279 [hep-ph].
- [13] C. Lam, Phys.Rev. **D87**, 013001 (2013), arXiv:1208.5527 [hep-ph].
- [14] C. Lam, Phys.Rev. **D87**, 053012 (2013), arXiv:1301.1736 [hep-ph].
- [15] M. Holthausen, K. S. Lim, and M. Lindner, Phys.Lett. **B721**, 61 (2013), arXiv:1212.2411 [hep-ph].
- [16] D. Hernandez and A. Yu. Smirnov, Phys. Rev. **D86**, 053014 (2012), arXiv:1204.0445 [hep-ph].
- [17] D. Hernandez and A. Y. Smirnov, Phys.Rev. **D87**, 053005 (2013), arXiv:1212.2149 [hep-ph].
- [18] P. Ballett, S. F. King, C. Luhn, S. Pascoli, and M. A. Schmidt, Phys.Rev. **D89**, 016016 (2014), arXiv:1308.4314 [hep-ph].
- [19] D. Meloni, Phys.Lett. **B728**, 118 (2014), arXiv:1308.4578 [hep-ph].
- [20] A. D. Hanlon, S.-F. Ge, and W. W. Repko, Phys.Lett. **B729**, 185 (2014), arXiv:1308.6522 [hep-ph].
- [21] S. T. Petcov, Nucl. Phys. **B892**, 400 (2015), arXiv:1405.6006 [hep-ph].
- [22] P. Ballett, S. F. King, C. Luhn, S. Pascoli, and M. A. Schmidt, JHEP **12**, 122 (2014), arXiv:1410.7573 [hep-ph].
- [23] S. Antusch, P. Huber, S. F. King, and T. Schwetz, JHEP **04**, 060 (2007), arXiv:hep-ph/0702286 [HEP-PH].
- [24] P. Ballett, S. F. King, C. Luhn, S. Pascoli, and M. A. Schmidt, (2014), arXiv:1406.0308 [hep-ph].
- [25] I. Girardi, S. T. Petcov, and A. V. Titov, Nucl. Phys. **B894**, 733 (2015), arXiv:1410.8056 [hep-ph].
- [26] F. Feruglio, C. Hagedorn, and R. Ziegler, JHEP **1307**, 027 (2013), arXiv:1211.5560 [hep-ph].
- [27] P. F. Harrison and W. G. Scott, Phys. Lett. **B535**, 163 (2002), arXiv:hep-ph/0203209 [hep-ph]; Phys. Lett. **B547**, 219 (2002), arXiv:hep-ph/0210197 [hep-ph].
- [28] W. Grimus and L. Lavoura, Phys. Lett. **B579**, 113 (2004), arXiv:hep-ph/0305309 [hep-ph]; P. M. Ferreira, W. Grimus, L. Lavoura, and P. O. Ludl, JHEP **09**, 128 (2012), arXiv:1206.7072 [hep-ph].
- [29] Y. Farzan and A. Yu. Smirnov, JHEP **01**, 059 (2007), arXiv:hep-ph/0610337 [hep-ph].
- [30] M. Holthausen, M. Lindner, and M. A. Schmidt, JHEP **1304**, 122 (2013), arXiv:1211.6953 [hep-ph].
- [31] M.-C. Chen, M. Fallbacher, K. Mahanthappa, M. Ratz, and A. Trautner, Nucl.Phys. **B883**, 267 (2014), arXiv:1402.0507 [hep-ph].
- [32] G.-J. Ding, S. F. King, and A. J. Stuart, JHEP **1312**, 006 (2013), arXiv:1307.4212 [hep-ph].
- [33] F. Feruglio, C. Hagedorn, and R. Ziegler, Eur.Phys.J. **C74**, 2753 (2014), arXiv:1303.7178 [hep-ph].
- [34] C. Hagedorn, A. Meroni, and E. Molinaro, Nucl.Phys. **B891**, 499 (2015), arXiv:1408.7118 [hep-ph].
- [35] G.-J. Ding, S. F. King, and T. Neder, JHEP **1412**, 007 (2014), arXiv:1409.8005 [hep-ph].
- [36] C.-C. Li and G.-J. Ding, (2015), arXiv:1503.03711 [hep-ph].
- [37] A. Di Iura, C. Hagedorn, and D. Meloni, (2015), arXiv:1503.04140 [hep-ph].
- [38] P. Ballett, S. Pascoli, and J. Turner, (2015), arXiv:1503.07543 [hep-ph].
- [39] H.-J. He, W. Rodejohann, and X.-J. Xu, (2015), arXiv:1507.03541 [hep-ph].
- [40] M.-C. Chen, M. Fallbacher, M. Ratz, A. Trautner, and P. K. S. Vaudrevange, Phys. Lett. **B747**, 22 (2015), arXiv:1504.03470 [hep-ph].
- [41] M. Gonzalez-Garcia, M. Maltoni, and T. Schwetz, JHEP **1411**, 052 (2014), arXiv:1409.5439 [hep-ph].
- [42] G. Ecker, W. Grimus, and H. Neufeld, J. Phys. **A20**, L807 (1987).
- [43] G. C. Branco, R. G. Felipe, and F. R. Joaquim, Rev. Mod. Phys. **84**, 515 (2012), arXiv:1111.5332 [hep-ph].
- [44] J. J. Rotman, *The Theory of Groups, An Introduction*, 2nd ed. (Allan and Bacon, Inc., Boston, 1973).
- [45] K. Abe *et al.* (T2K), PTEP **2015**, 043C01 (2015), arXiv:1409.7469 [hep-ex].
- [46] R. B. Patterson (NOvA), *Proceedings, 25th International Conference on Neutrino Physics and Astrophysics (Neutrino 2012)*, (2012), 10.1016/j.nuclphysbps.2013.04.005, [Nucl. Phys. Proc. Suppl.235-236,151(2013)], arXiv:1209.0716 [hep-ex].
- [47] A. Rubbia, M. Thomson, M. Bishai, and E. McCluskey, *Long-Baseline Neutrino Facility (LBNF) and Deep Underground Neutrino Experiment (DUNE) Concept Design Report.*, The DUNE Collaboration.
- [48] K. Abe *et al.* (Hyper-Kamiokande Working Group) (2014) arXiv:1412.4673 [physics.ins-det].
- [49] S.-B. Kim, (2014), arXiv:1412.2199 [hep-ex].
- [50] Y.-F. Li, Int.J.Mod.Phys.Conf.Ser. **31**, 1460300 (2014), arXiv:1402.6143 [physics.ins-det].
- [51] S. T. Petcov and A. Yu. Smirnov, Phys. Lett. **B322**, 109 (1994), arXiv:hep-ph/9311204 [hep-ph].
- [52] S. Pascoli and S. T. Petcov, Phys. Lett. **B580**, 280 (2004), arXiv:hep-ph/0310003 [hep-ph].

- [53] F. Vissani, JHEP **06**, 022 (1999), arXiv:hep-ph/9906525 [hep-ph].
- [54] S. Pascoli, S. T. Petcov, and T. Schwetz, Nucl. Phys. **B734**, 24 (2006), arXiv:hep-ph/0505226 [hep-ph].
- [55] S. Choubey and W. Rodejohann, Phys. Rev. **D72**, 033016 (2005), arXiv:hep-ph/0506102 [hep-ph].
- [56] F. Simkovic, J. Vergados, and A. Faessler, Phys. Rev. **D82**, 113015 (2010), arXiv:1006.0571 [hep-ph].
- [57] S. Dell’Oro, S. Marcocci, and F. Vissani, Phys.Rev. **D90**, 033005 (2014), arXiv:1404.2616 [hep-ph].
- [58] L. L. Everett and A. J. Stuart, Phys.Rev. **D79**, 085005 (2009), arXiv:0812.1057 [hep-ph].
- [59] G.-J. Ding, L. L. Everett, and A. J. Stuart, Nucl.Phys. **B857**, 219 (2012), arXiv:1110.1688 [hep-ph].
- [60] K. Olive *et al.* (Particle Data Group), Chin.Phys. **C38**, 090001 (2014).
- [61] K. Abe *et al.* (T2K), Phys. Rev. **D91**, 072010 (2015), arXiv:1502.01550 [hep-ex].