

Minimum Sensor Placement for Robust Observability of Structured Complex Networks

Xiaofei Liu^{1,*} Sérgio Pequito^{1,2,*} Soumya Kar¹
 Bruno Sinopoli¹ A. Pedro Aguiar^{2,3}

Abstract

This paper addresses problems on the robust structural design of complex networks. More precisely, we address the problem of deploying the minimum number of dedicated sensors, i.e., those measuring a single state variable, that ensure the network to be structurally observable under disruptive scenarios. The disruptive scenarios considered are as follows: (i) the malfunction/loss of one arbitrary sensor, and (ii) the failure of connection (either unidirectional or bidirectional communication) between a pair of agents. First, we show these problems to be NP-hard, which implies that efficient algorithms to determine a solution are unlikely to exist. Secondly, we propose an intuitive two step approach: (1) we achieve an arbitrary minimum sensor placement ensuring structural observability; (2) we develop a sequential process to find minimum number of additional sensors required for robust observability. This step can be solved by recasting it as a weighted set covering problem. Although this is known to be an NP-hard problem, feasible approximations can be determined in polynomial-time that can be used to obtain feasible approximations to the robust structural design problems with optimality guarantees.

I. INTRODUCTION

Monitoring is an important prerequisite for the operation of complex networks with particular emphasis on critical infrastructures such as electric power grid, manufacturing plants, and transportation systems, just to name a few. Over the past decade, the complexity of these infrastructures has grown, accompanied by the increasing likelihood of failures that will disrupt

*The first two authors made equal contributions to the research and writing of this paper.

The work was partially supported by grant SFRH/BD/33779/2009, from Fundação para a Ciência e a Tecnologia (FCT) and the CMU-Portugal (ICTI) program.

¹ Department of Electrical and Computer Engineering, Carnegie Mellon University, Pittsburgh, PA 15213

² Institute for Systems and Robotics, Instituto Superior Técnico, Technical University of Lisbon, Lisbon, Portugal

³ Research Center for Systems and Technologies, Faculty of Engineering, University of Porto, Porto, Portugal

Emails: {xiaofeil, spequito, soumyyak, brunos}@cmu.edu, and pedro.aguiar@fe.up.pt

the normal operation of the system. These faults can be the result of an external malicious party that aims to disrupt the operation of the system [1], [2], [3], or occur due to natural causes, such as malfunction of systems components [4].

Consequently, it is of major importance to enforce the *resilience* of these systems by proper deployment of sensors in the network. Hereafter, by exploring the structural *vulnerabilities* of the network, we address the problem of placing the minimum number of sensors that not only ensure proper monitoring [5], [6], [7], [8], but also ensure such properties under disruptive scenarios:

\mathbf{P}_s malfunction/loss of one arbitrary sensor;

\mathbf{P}_l failure of connection (either unidirectional or bidirectional) between a pair of subsystems (also referred to as *agents*) in an interconnected dynamical system (also referred to as a *complex network*).

Note that in this paper, a unidirectional connection is also referred to as a *directed link*, and a bidirectional connection is also referred to as an *undirected link*.

The networks considered hereafter are described by a (possibly large) dynamical linear time-invariant (LTI) system given by

$$\dot{x}(t) = Ax(t), \quad x(0) = x_0 \in \mathbb{R}^n, \quad (1)$$

where $x \in \mathbb{R}^n$ denotes the state of the system, and $A \in \mathbb{R}^{n \times n}$ is the dynamic matrix. Hereafter, we concentrate our attention in determining the minimum placement of *dedicated* sensors, i.e., each sensor measures a single state variable, such that proper monitoring of the dynamics is attainable under the disruptive scenarios \mathbf{P}_s and \mathbf{P}_l . The dedicated sensor placement is described by

$$y(t) = \mathbb{I}_n^{\mathcal{J}} x(t), \quad (2)$$

where $y \in \mathbb{R}^q$ denotes the measured outputs of the system, $\mathbb{I}_n^{\mathcal{J}}$ corresponds to the $q \times n$ matrix comprising the j th row of the $n \times n$ identity matrix \mathbb{I}_n with $j \in \mathcal{J} = \{\tau_1, \dots, \tau_q\}$. Dedicated sensors are common in different complex networks: (i) in the electric power grid the measurements can consist of the frequency of a bus or the power consumed by an aggregate load; and (ii) in multi-agent networks such sensors may measure the state of an agent.

Related Work

First, we notice that due to the duality between controllability and observability in LTI systems, the results about the former can be restated in terms of the latter. The characterization of the

minimum collection of state variables that need to be measured to attain observability was studied in [5], [9], and in [10], [11], [12], [13] extensions to energy-related criteria were explored.

Alternatively, given the fact that the precise numerical values of the system model parameters are generally not available for many large-scale systems of interest, a natural direction is to consider structural systems [14] based reformulations, which we pursue in this work. Representative work in structural systems theory may be found in [15], [16], [17], [18], and [19] in the context of (structural) controllability and observability studies in complex networks. The idea is to consider only the zero/non-zero patterns of the system plant matrices, and from this, one can explore structural observability properties (formally introduced in Section II). Recently, a full characterization of the minimum collection of state variables that ensure structural observability was obtained in [6], whose solution can be obtained using algorithms with $\mathcal{O}(n^3)$ computational complexity, where n denotes the dimension of the system state space. Extensions that consider that some measured variables can incur in different costs, are available in [20], [7].

Whereas verification conditions for \mathbf{P}_s and \mathbf{P}_l have been previously explored, providing useful insights, the design problem of determining the minimum collection of state variables has not yet been fully addressed. In particular, in [21], we explored the aforementioned problems when the system dynamic matrix is irreducible and symmetric.

The work presented hereafter contrasts with those that study robustness with respect to sensor failure (\mathbf{P}_s) in [22], [23], [24], [25], [26], [27], [25], where additional sensors were considered to attain feasibility of the solution, but no minimality results were ensured. In fact, we notice that a natural feasible (generally sub-optimal) solution consists of taking the union of two minimal and disjoint collections of sensors ensuring structural observability, which could be obtained by using the algorithms in [20] for determining minimal dedicated sensor configurations achieving structural observability under heterogeneous sensor cost constraints: the first collection is obtained considering uniform sensor cost, and the second by imposing infinite cost to the variables in the first collection. Nevertheless, the solution is not generally optimal, and can be loose when sparse networks are considered, as it will become clear in the sequel.

In addition, our work also contrasts with those that study robustness with respect to link failure (\mathbf{P}_l): in [22], the authors studied criteria for assessing system robustness with respect to individual directed link failures. In [28], [29], [30], the authors provided graph-theoretic procedures to identify the minimal sets of links which are essential for preserving the structural observability

of the system. For systems with leader-follower type architecture, where the dynamic matrix has non-zero diagonal entries, [31] introduces the notions of agent and link observability indices to characterize the importance of individual links on preserving the observability of the overall network. These results provide verification conditions and procedures to determine robustness with respect to link failures. Hereafter, we extend preliminary results presented in [21], where the dynamic matrix was assumed to be irreducible and symmetric, to the case of arbitrary dynamic matrices. \circ

The main contributions of this paper are as follows: we address the problem of placing the minimum number of dedicated sensors that ensure the network to be structurally observable under disruptive scenarios. The two disruptive scenarios considered are as follows: (i) the malfunction/loss of one arbitrary sensor, and (ii) the failure of link (either directed or undirected) between agents in a complex network. We show that both problems are NP-hard, which implies that they are unlikely to be polynomially solvable. Therefore, we propose an intuitive two step approach: first, we achieve an arbitrary minimum sensor placement configuration ensuring structural observability; secondly, we develop a sequential process to obtain the minimum number of additional sensors required for robust observability with respect to any failure. This step can be solved by recasting it as a weighted set covering problem. Although this is known to be an NP-hard problem, feasible approximations can be determined in polynomial-time that can be used to obtain a feasible approximation to the robust structural design problems with optimality guarantees. Nevertheless, we show that the sensor placement considered in the first step may influence the size of the optimal result that we achieve in the second step.

This paper is organized as follows. The problem statements are presented in Section II. Section III introduces concepts of structural systems theory and some known results. In Section IV, we present the main results (the proofs are relegated to Appendix). In Section V, an illustrative example is provided. Finally, conclusions and further research directions are presented in Section VI.

II. PROBLEM FORMULATION

Let $\bar{A} \in \{0, *\}^{n \times n}$ and $\bar{\mathbb{I}}_n^{\mathcal{J}} \in \{0, *\}^{|\mathcal{J}| \times n}$ be the *structural pattern* (i.e., location of zero/non-zero entries) of the system dynamics in (1)-(2). In addition, denote by $[\bar{A}]_{i,j}$ the entry in the i -th row and j -th column of matrix \bar{A} , where $[\bar{A}]_{i,j} = 0$ if all possible numerical realizations of the

physical system have a fixed zero, and $[\bar{A}]_{i,j} = *$ otherwise. Let (1)-(2) be described by the pair $(A, \bar{\mathbb{I}}_n^{\mathcal{J}})$. Then, a pair $(\bar{A}, \bar{\mathbb{I}}_n^{\mathcal{J}})$ is said to be structurally observable if there exists an observable pair $(A', \bar{\mathbb{I}}_n^{\mathcal{J}})$ with the same structure (i.e., same locations of zeroes and non-zeroes) as $(\bar{A}, \bar{\mathbb{I}}_n^{\mathcal{J}})$. In fact, if a pair $(\bar{A}, \bar{\mathbb{I}}_n^{\mathcal{J}})$ is structurally observable, then almost all pairs with the same structure are observable [32].

In this paper, we are interested in the robust output design problems \mathbf{P}_s and \mathbf{P}_l , which in the sequel will be formally introduced as \mathcal{P}_s and \mathcal{P}_l , respectively.

\mathcal{P}_s Robustness with respect to sensor failure: Given \bar{A} , determine a subset of dedicated sensors $\mathcal{J}^* \subset \{1, \dots, n\}$, where

$$\begin{aligned} \mathcal{J}^* &= \arg \min_{\mathcal{J} \subset \{1, \dots, n\}} |\mathcal{J}| \\ \text{s.t. } \forall j \in \mathcal{J}, (\bar{A}, \bar{\mathbb{I}}_n^{\mathcal{J} \setminus \{j\}}) &\text{ is struct. observable.} \end{aligned} \quad (3)$$

In other words, by definition of dedicated sensor, $(\bar{A}, \bar{\mathbb{I}}_n^{\mathcal{J}^*})$ is observable with respect to any single dedicated sensor failure.

Now, a directed link in the dynamic matrix is associated with a nonzero entry $[\bar{A}]_{i,j} = *$, with graphical representation formalized in Section IV-B. Therefore, a directed link failure corresponds to changing a nonzero by a zero entry that we denote by $\bar{A}_{-(i,j)}^{(d)}$, where $[\bar{A}_{-(i,j)}^{(d)}]_{i,j} = 0$ and $[\bar{A}_{-(i,j)}^{(d)}]_{k,l} = [\bar{A}]_{k,l}$ for $(k,l) \neq (i,j)$. Similarly, an undirected link is associated with nonzero entries $[\bar{A}]_{i,j} = [\bar{A}]_{j,i} = *$, that become zero when an undirected link failure occurs, which we denote by $\bar{A}_{-(i,j)}^{(u)}$, where $[\bar{A}_{-(i,j)}^{(u)}]_{i,j} = [\bar{A}_{-(i,j)}^{(u)}]_{j,i} = 0$ and $[\bar{A}_{-(i,j)}^{(d)}]_{k,l} = [\bar{A}]_{k,l}$ for $(k,l) \notin \{(i,j), (j,i)\}$.¹

Therefore the sensor placement ensuring robustness with respect to a link failure can be stated as follows.

\mathcal{P}_l Robustness with respect to link failure: Given \bar{A} , determine a subset of dedicated sensors $\mathcal{J}^* \subset \{1, \dots, n\}$, where

$$\begin{aligned} \mathcal{J}^* &= \arg \min_{\mathcal{J} \subset \{1, \dots, n\}} |\mathcal{J}| \\ \text{s.t. } \forall (i,j), (\bar{A}_{-(i,j)}^{\alpha}, \bar{\mathbb{I}}_n^{\mathcal{J}}) &\text{ is struct. observable,} \end{aligned} \quad (4)$$

¹Note, when \mathcal{J}^* is obtained as in (4), the pair $(\bar{A}, \bar{\mathbb{I}}_n^{\mathcal{J}^*})$, i.e., the nominal system without a link failure, is necessarily structurally observable.

where $\alpha = (d)$ when a direct link failure occurs, and $\alpha = (u)$ when an undirected failure occurs.

III. PRELIMINARIES AND TERMINOLOGY

A desirable aspect of structural systems is that their properties, such as structural observability, can be analyzed by means of graph theoretical tools.

Let a digraph (i.e., directed graph) be expressed as $\mathcal{D} = (\mathcal{V}, \mathcal{E})$, in which \mathcal{V} denotes a set of *vertices* and \mathcal{E} represents a set of *edges*, such that, an edge (v_j, v_i) is directed from vertex v_j to vertex v_i . A sequence of edges $\{(v_1, v_2), (v_2, v_3), \dots, (v_{k-1}, v_k)\}$, is called a *path* from v_1 to v_k . In addition, we denote by $|\mathcal{V}|$ the number of elements in the set \mathcal{V} .

Given a digraph $\mathcal{D} = (\mathcal{V}, \mathcal{E})$, $\mathcal{D}_S = (\mathcal{V}_S, \mathcal{E}_S)$ is a *subgraph* of \mathcal{D} if $\mathcal{V}_S \subset \mathcal{V}$ and $\mathcal{E}_S \subset \mathcal{E}$. A digraph \mathcal{D} is said to be strongly connected if there exists a simple path between any pair of vertices [33]. A *strongly connected component* (SCC) is a maximal subgraph $\mathcal{D}_S = (\mathcal{V}_S, \mathcal{E}_S)$ of \mathcal{D} , i.e., it contains the largest collection of vertices and edges between these, such that for every $v, w \in \mathcal{V}_S$ there exists a simple path from v to w . Any digraph $\mathcal{D} = (\mathcal{V}, \mathcal{E})$ can be uniquely decomposed into disjoint SCCs. Visualizing each SCC as a supernode, one can generate a *directed acyclic graph* (DAG), i.e., a digraph with no cycles, in which each supernode corresponds to an SCC and an edge exists between two SCCs if and only if there exists an edge between vertices belonging to the corresponding SCCs. The unique DAG associated with $\mathcal{D} = (\mathcal{V}, \mathcal{E})$ can be efficiently generated in $\mathcal{O}(|\mathcal{V}| + |\mathcal{E}|)$ [33], where $|\mathcal{V}|$ and $|\mathcal{E}|$ denote the number of vertices and edges in \mathcal{D} . We can further characterize the SCCs in the DAG representation of \mathcal{D} as follows: an SCC is *non-bottom linked* if it has no outgoing edges from its vertices to those in another SCC.

Now, given any two vertex sets $\mathcal{S}_1, \mathcal{S}_2 \subset \mathcal{V}$, we define the *bipartite graph* $\mathcal{B}(\mathcal{S}_1, \mathcal{S}_2, \mathcal{E}_{\mathcal{S}_1, \mathcal{S}_2})$ associated with $\mathcal{D} = (\mathcal{V}, \mathcal{E})$, to be a graph, where $\mathcal{E}_{\mathcal{S}_1, \mathcal{S}_2} = \{(s_1, s_2) \in \mathcal{E} : s_1 \in \mathcal{S}_1, s_2 \in \mathcal{S}_2\}$. Given $\mathcal{B}(\mathcal{S}_1, \mathcal{S}_2, \mathcal{E}_{\mathcal{S}_1, \mathcal{S}_2})$, a matching M corresponds to a subset of edges in $\mathcal{E}_{\mathcal{S}_1, \mathcal{S}_2}$ that do not share vertices, i.e., given edges $e = (s_1, s_2)$ and $e' = (s'_1, s'_2)$ with $s_1, s'_1 \in \mathcal{S}_1$ and $s_2, s'_2 \in \mathcal{S}_2$, $e, e' \in M$ only if $s_1 \neq s'_1$ and $s_2 \neq s'_2$. A *maximum matching* M^* is a matching M that has the largest number of edges among all possible matchings. The maximum matching problem may be solved efficiently in $\mathcal{O}(\sqrt{|\mathcal{S}_1 \cup \mathcal{S}_2|} |\mathcal{E}_{\mathcal{S}_1, \mathcal{S}_2}|)$, see [33]. The vertices in \mathcal{S}_1 and \mathcal{S}_2 are matched vertices if they belong to an edge in the maximum matching M^* , otherwise, we designate the vertices as *unmatched vertices*. The term *left-unmatched vertices* associated with M^* refer to only those

vertices in \mathcal{S}_1 that do not belong to a matched edge in M^* . If there are no unmatched vertices, we say that we have a *perfect matching*. For a given bipartite graph, the maximum matching may not be unique.

Now, consider the structure associated to the dynamical system plant (1) and (2), given by \bar{A} and $\bar{\mathbb{I}}_n^{\mathcal{J}}$ as discussed in Section II. We can associate with each state variable a vertex in a digraph, to which we refer to as a *state vertex* and its collection is given by $\mathcal{X} = \{x_1, \dots, x_n\}$. In addition, the edges between state vertices are related with non-zero entries of the matrix \bar{A} , that we refer to as *state edges*, and we denote by $\mathcal{E}_{\mathcal{X}, \mathcal{X}} = \{(x_i, x_j) : [\bar{A}]_{ji} \neq 0\}$. Subsequently, we define the *state digraph* as $\mathcal{D}(\bar{A}) = (\mathcal{X}, \mathcal{E}_{\mathcal{X}, \mathcal{X}})$, used hereafter to study structural observability. In addition, we can define the *state bipartite graph* associated with a state digraph $\mathcal{D}(\bar{A})$ as $\mathcal{B}(\bar{A}) \equiv \mathcal{B}(\mathcal{X}, \mathcal{X}, \mathcal{E}_{\mathcal{X}, \mathcal{X}})$. Subsequently, given a particular maximum matching and the DAG associated with the state digraph, we can further characterize the non-bottom linked SCCs as follows: a non-bottom linked SCC is said to be an *assigned non-bottom linked SCC* with respect to a matching M if it contains at least one left-unmatched vertex associated with the same matching. Otherwise, it is said to be a *non-assigned non-bottom linked SCC*. In particular, the *maximum bottom assignability index* of $\mathcal{B}(\bar{A})$ is the maximum number of assigned non-bottom linked SCCs that any maximum matching M^* may lead to, and we refer to such maximum matchings as having *maximum bottom assignability*. We denote by $\mathcal{N}(M) = \{\mathcal{N}^i(M)\}_{i \in \{1, \dots, \zeta\}}$ the collection of non-assigned non-bottom linked SCCs of $\mathcal{D}(\bar{A})$ associated with maximum matching M .

The proposed solutions in Section IV consist in recasting \mathcal{P}_s and \mathcal{P}_l as *weighted set covering problems* [34], that may be described as follows: consider a set \mathcal{U} , called the universal set, and k sets $\mathcal{C}_i \subset \mathcal{U}$, with $i \in \mathcal{I} = \{1, \dots, k\}$. Each \mathcal{C}_i is associated with a cost $c_i \in \mathbb{R}_0^+$. The goal is to find a collection $\{\mathcal{C}_i\}_{i \in \mathcal{J}^*}$, with $\mathcal{J}^* \subset \mathcal{I}$, such that

$$\begin{aligned} \mathcal{J}^* = \arg \min_{\mathcal{J} \subset \mathcal{I}} \quad & \sum_{k \in \mathcal{J}} c_k \\ \text{s.t.} \quad & \mathcal{U} \subset \bigcup_{j \in \mathcal{J}} \mathcal{C}_j. \end{aligned} \tag{5}$$

If the costs are positive and uniform, then we obtain the well known *set covering problem*. Although, the (weighted) set covering problem is NP-hard, some approximation algorithms with polynomial complexity are known. Further, these algorithms are known to ensure bounded

optimality gap, hence, providing optimality guarantees.

The collection of state variables $\{x_j\}_{j \in \mathcal{J}}$ measured by dedicated sensors indexed by \mathcal{J} is referred to as a *dedicated output configuration (DOC)*. Next, we introduce the concept of *feasible dedicated output configuration (FDOC)* as follows.

Definition 1 ([6]). (Feasible Dedicated Output Configuration (FDOC)) *Let $\mathcal{D}(\bar{A}) = (\mathcal{X} \equiv \{x_1, \dots, x_n\}, \mathcal{E}_{\mathcal{X}, \mathcal{X}})$ be the state digraph. A dedicated output configuration $\mathcal{S}_y = \cup_{j \in \mathcal{J}} \{x_j\}$ is a feasible dedicated output configuration if $(\bar{A}, \bar{\mathbb{I}}_n^{\mathcal{J}})$ is structurally observable.* \square

In addition, a FDOC with the minimal number of state variables is said to be a *minimal feasible dedicated output configuration (min-FDOC)*. Next, we present a characterization of the FDOCs.

Theorem 1 ([6]). (Necessary and Sufficient Condition to obtain a FDOC (min-FDOC)) *Let $\mathcal{D}(\bar{A}) = (\mathcal{X}, \mathcal{E}_{\mathcal{X}, \mathcal{X}})$ denote the state digraph and $\mathcal{B}(\bar{A}) \equiv \mathcal{B}(\mathcal{X}, \mathcal{X}, \mathcal{E}_{\mathcal{X}, \mathcal{X}})$ the state bipartite graph. A set $\mathcal{S}_y \subset \mathcal{X}$ is a FDOC if and only if there exist two subsets \mathcal{U}_L and \mathcal{A}_y^c such that $\mathcal{S}_y \supset \mathcal{U}_L \cup \mathcal{A}_y^c$, where \mathcal{U}_L corresponds to the set of left-unmatched vertices of some maximum matching M of $\mathcal{B}(\bar{A})$, and \mathcal{A}_y^c comprises of only one state variable from each non-assigned non-bottom linked SCC of $\mathcal{D}(\bar{A})$ with respect to the maximum matching M . In particular, $\mathcal{S}_y(M)$ is a min-FDOC if and only if it additionally satisfies that $\mathcal{S}_y = \mathcal{U}_L \cup \mathcal{A}_y^c$, where M is a maximum matching with maximum bottom assignability.* \square

In [6], it was further shown that a min-FDOC can be determined using polynomial complexity algorithms in the size of the state space. For notational convenience, since both \mathcal{U}_L and \mathcal{A}_y^c depend on a particular maximum matching M , we explicitly denote \mathcal{S}_y as $\mathcal{S}_y(M)$, \mathcal{U}_L as $\mathcal{U}_L(M)$, and \mathcal{A}_y^c as $\mathcal{A}_y^c(M)$.

IV. MAIN RESULTS

In this section, we present the main results of the paper, i.e., we address the problems formulated in \mathcal{P}_s and \mathcal{P}_l . In Section IV-A, we address \mathcal{P}_s , followed by \mathcal{P}_l addressed in Section IV-B. Briefly, \mathcal{P}_s and \mathcal{P}_l are first re-casted in terms of FDOCs (see Definition 1) in \mathcal{P}'_s and \mathcal{P}'_l , respectively. Subsequently, they are shown to be NP-hard in Theorem 2 and Theorem 5, respectively. Therefore, an intuitive two-step approach to \mathcal{P}'_s and \mathcal{P}'_l is provided, which ultimately

reduces to a weighted set covering problem. The proposed two-step approach may be broadly described as follows: we start with an arbitrary min-FDOC ensuring structural observability, and then, we aim to determine the minimum number of additional state variables to be monitored to ensure robust structural observability. Feasibility properties of the solution to \mathcal{P}'_s using the proposed approach is stated in Theorem 3, and its polynomial-time approximation in Theorem 4. Similarly, feasibility properties of the solution to \mathcal{P}'_l is stated in Theorem 6, and its polynomial-time approximation in Theorem 7.

A. Robustness with respect to sensor failure

First, we recast \mathcal{P}_s in terms of FDOCs as follows.

\mathcal{P}'_s : Given the state digraph $\mathcal{D}(\bar{A}) = (\mathcal{X}, \mathcal{E}_{\mathcal{X}, \mathcal{X}})$, select a minimum subset of state variables $\mathcal{S}^s \subset \mathcal{X}$, such that for all $x \in \mathcal{S}^s$, $\mathcal{S}^s - \{x\}$ is a FDOC. \circ

A FDOC \mathcal{S}^s with the properties described in \mathcal{P}'_s is referred to as an *s-robust feasible dedicated output configuration (s-robust FDOC)*. In addition, when referring to $\mathcal{S}^s \setminus \{x\}$ we say that $\{x\}$ is discarded from \mathcal{S}^s , and the remaining variables, i.e., $\mathcal{S}^s \setminus \{x\}$, are said to be non-discarded.

Now, we show the hardness of \mathcal{P}'_s (or equivalently \mathcal{P}_s).

Theorem 2. \mathcal{P}'_s is NP-hard. \diamond

Given the above hardness, we provide an approximation approach to \mathcal{P}'_s . To determine an *s-robust FDOC*, we recall Theorem 1. More precisely, consider a state digraph $\mathcal{D}(\bar{A}) = (\mathcal{X}, \mathcal{E}_{\mathcal{X}, \mathcal{X}})$ and one associated min-FDOC $\mathcal{S}(M) = \{x_{\tau_1}, \dots, x_{\tau_p}\}$, where $\tau_i \in \{1, \dots, n\}$ (for $i \in \{1, \dots, p\}$) is the index of each state variable in $\mathcal{S}(M)$. From Theorem 1, $\mathcal{S}(M)$ contains two subsets $\mathcal{U}_L(M)$ and $\mathcal{A}_y^c(M)$, where (without loss of generality) $\mathcal{U}_L(M) = \{x_{\tau_1}, \dots, x_{\tau_m}\}$ corresponds to the set of left-unmatched vertices associated with the maximum matching M of the state bipartite graph $\mathcal{B}(\bar{A})$. In addition, $\mathcal{A}_y^c(M) = \{x_{\tau_{m+1}}, \dots, x_{\tau_p}\}$ is the set of state vertices chosen seriatim from each non-assigned non-bottom linked SCC in $\mathcal{N}(M) \equiv \{\mathcal{N}^i(M)\}_{i \in \{1, \dots, (p-m)\}}$. Remark that given an arbitrary subset of state variables $\tilde{\mathcal{A}}_y^c(M) = \{\tilde{x}_{\tau_{m+1}}, \dots, \tilde{x}_{\tau_p}\}$ where $\tilde{x}_{\tau_{m+i}} \in \mathcal{N}^i(M)$, $\tilde{\mathcal{S}}(M) = \mathcal{U}_L(M) \cup \tilde{\mathcal{A}}_y^c(M)$ is also a min-FDOC.

Now, notice that a discarded state variable can belong to either $\mathcal{U}_L(M)$ or $\mathcal{A}_y^c(M)$ that constitutes a min-FDOC $\mathcal{S}(M)$. Thus, we need to consider new state variables that together with the non-discarded state variables from the min-FDOC form a FDOC. In Example 1 and

Example 2, we provide examples of discarded state variables that belong to $\mathcal{A}_y^c(M)$ and $\mathcal{U}_L(M)$, that allow us to sharpen the intuition on how to construct an s -robust FDOC using a min-FDOC as a base and introduce some key notions and concepts.

Example 1. Let $\mathcal{D}(\bar{A}) = (\mathcal{X}, \mathcal{E}_{\mathcal{X}, \mathcal{X}})$ consist in a single SCC and $\mathcal{B}(\bar{A})$ have a perfect matching M . From Theorem 1, we have that $\mathcal{S}(M) = \{x\}$ with any $x \in \mathcal{X}$, is a min-FDOC. Subsequently, $\mathcal{S}^s(M) = \mathcal{S}(M) \cup \{x'\}$, with $x' \in \mathcal{X} - \{x\}$, is a (minimal) s -robust FDOC. \square

We refer to the additional state variables, that together with those in $\mathcal{S}(M)$ lead to an s -robust FDOC, as *alternatives* to $\mathcal{S}(M)$. This leads us to compute alternatives for an arbitrary min-FDOC, which correspond to the state variables $\mathcal{S}'(M)$, such that after any $x \in \mathcal{S}(M)$ is discarded, $(\mathcal{S}(M) - \{x\}) \cup \mathcal{S}'(M)$ still forms a FDOC. Further, recall that a min-FDOC $\mathcal{S}(M)$ contains sets $\mathcal{U}_L(M)$ and $\mathcal{A}_y^c(M)$; subsequently, let us start by introducing the alternatives for elements in $\mathcal{A}_y^c(M)$, as considered in Example 1, and define the set of \perp -alternatives $\Delta_{\tau_i}^A$ to a particular state vertex $x_{\tau_i} \in \mathcal{A}_y^c(M)$, where \perp reads as “bottom” and indicates that we are considering state variables in non-bottom linked SCCs.

Definition 2 (\perp -Alternatives). Consider a state digraph $\mathcal{D}(\bar{A}) = (\mathcal{X}, \mathcal{E}_{\mathcal{X}, \mathcal{X}})$ and a min-FDOC $\mathcal{S}(M) = \mathcal{U}_L(M) \cup \mathcal{A}_y^c(M)$, where $\mathcal{S}(M) = \{x_{\tau_1}, \dots, x_{\tau_p}\}$, M a maximum matching with maximum bottom assignability, and (without loss of generality) $\mathcal{U}_L(M) = \{x_{\tau_1}, \dots, x_{\tau_m}\}$, and $\mathcal{A}_y^c(M) = \{x_{\tau_{(m+1)}}, \dots, x_{\tau_p}\}$. In addition, for $i > m$, let $x_{\tau_i} \in \mathcal{A}_y^c(M)$ belong to $\mathcal{N}^{(i-m)}(M)$, where $\mathcal{N}^{(i-m)}(M)$ is a non-assigned non-bottom linked SCC in $\mathcal{N}(M) \equiv \{\mathcal{N}^j(M)\}_{j \in \{1, \dots, (p-m)\}}$, and $n_{(i-m)}$ denote the number of state variables in $\mathcal{N}^{i-m}(M)$ not including x_{τ_i} . Then,

$$\Delta_{\tau_i}^A = \left\{ x \in (\mathcal{X} - \{x_{\tau_i}\}) : x \text{ belongs to } \mathcal{N}^{(i-m)}(M) \right\}, \quad (6)$$

is the set of \perp -alternatives to state vertex $x_{\tau_i} \in \mathcal{A}_y^c(M)$. Further, for notational convenience, we denote the state variables in $\Delta_{\tau_i}^A$ as $\Delta_{\tau_i}^A = \{\delta_{\tau_i, 1}^A, \dots, \delta_{\tau_i, n_{(i-m)}}^A\}$. \square

Similarly, we can now introduce the notion of alternatives for elements in $\mathcal{U}_L(M)$, which we briefly refer to as μ -alternatives, where μ indicates that the state variables considered are left-unmatched vertices in $\mathcal{U}_L(M)$, motivated by the following example.

Example 2. Fig. 1-(a) depicts a 9-state system and a min-FDOC $\mathcal{S}_1(M) = \mathcal{U}_L(M) \cup \mathcal{A}_y^c(M)$, where $\mathcal{U}_L(M) = \{x_1, x_5, x_8\}$, and $\mathcal{A}_y^c(M) = \emptyset$, since the state digraph consists in one SCC that

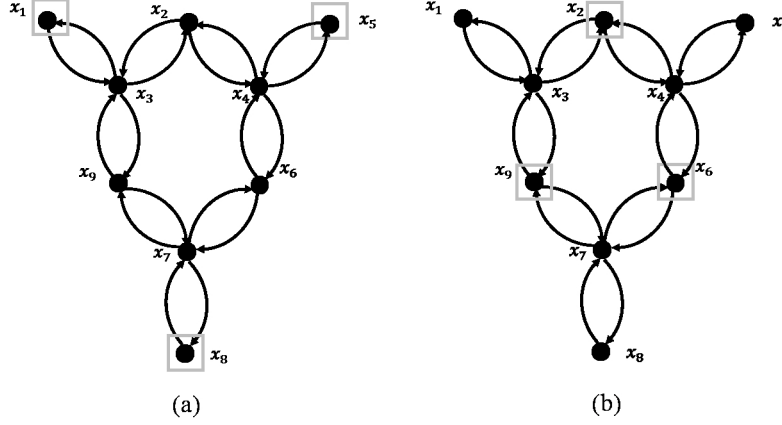


Fig. 1. This figure depicts a state digraph $\mathcal{D}(\bar{A})$ with 9 state variables. In (a) and (b) we depict two min-FDOCs $\mathcal{S}_1(M) = \{x_1, x_5, x_8\}$ and $\mathcal{S}_2(M') = \{x_2, x_6, x_9\}$ in red and blue, respectively. In particular, the two min-FDOCs lead to s -robust FDOCs with different sizes based on our approach.

is non-bottom linked and assigned. Discarding either x_1, x_5 or x_8 from $\mathcal{S}_1(M)$ renders a non-FDOC, i.e., loss of structural observability. As discussed in Section III, the maximum matching of a state bipartite graph is not unique. In fact, $\mathcal{U}_L = (\mathcal{S}_1(M) \setminus \{x\}) \cup \{y\}$, with $x \in \mathcal{S}_1(M)$ and $y \in \{x_2, x_6, x_9\}$, is also the set of left-unmatched vertices associated with another maximum matching of $\mathcal{B}(\bar{A})$. Hence, $\mathcal{S}_1(M) \cup \{y\}$, is an s -robust FDOC for $y \in \{x_2, x_6, x_9\}$. Furthermore, this s -robust FDOC is also minimal. \square

Subsequently, we define the set of μ -alternatives $\Delta_{\tau_i}^{\mathcal{U}}$ to a state variable $x_{\tau_i} \in \mathcal{U}_L(M)$ as follows.

Definition 3 (μ -Alternatives). Consider a state digraph $\mathcal{D}(\bar{A}) = (\mathcal{X}, \mathcal{E}_{\mathcal{X}, \mathcal{X}})$ and a min-FDOC $\mathcal{S}(M) = \mathcal{U}_L(M) \cup \mathcal{A}_y^c(M)$, where $\mathcal{S}(M) = \{x_{\tau_1}, \dots, x_{\tau_p}\}$, M a maximum matching with maximum bottom assignability, and (without loss of generality) $\mathcal{U}_L(M) = \{x_{\tau_1}, \dots, x_{\tau_m}\}$, and $\mathcal{A}_y^c(M) = \{x_{\tau_{(m+1)}}, \dots, x_{\tau_p}\}$. Then, for all $i \leq m$,

$$\Delta_{\tau_i}^{\mathcal{U}} = \left\{ x \in (\mathcal{X} - \{x_{\tau_i}\}) : (\mathcal{U}_L(M) - \{x_{\tau_i}\}) \cup \{x\} \text{ is the set of left-unmatched vertices associated with a maximum matching } M' \right\} \quad (7)$$

is the set of μ -alternatives to a left-unmatched vertex $x_{\tau_i} \in \mathcal{U}_L(M)$. Further, for notational convenience, we denote the state variables in $\Delta_{\tau_i}^{\mathcal{U}}$ as $\Delta_{\tau_i}^{\mathcal{U}} = \{\delta_{\tau_i, 1}^{\mathcal{U}}, \dots, \delta_{\tau_i, \mu_i}^{\mathcal{U}}\}$, where μ_i is the

number of μ -alternatives to x_{τ_i} . □

In other words, keeping all state variables in the set of left-unmatched vertices $\mathcal{U}_L(M)$ fixed except for x_{τ_i} that is replaced by a state variable in $\Delta_{\tau_i}^{\mathcal{U}}$, we obtain the set of left-unmatched vertices associated with another maximum matching M' . For example, in Example 2, we have $\Delta_1^{\mathcal{U}} = \Delta_5^{\mathcal{U}} = \Delta_8^{\mathcal{U}} = \{x_2, x_6, x_9\}$, i.e., x_2 , x_6 , and x_9 are μ -alternatives to x_1 , x_5 , and x_8 .

Now, notice that given a min-FDOC $\mathcal{S}(M) = \mathcal{U}_L(M) \cup \mathcal{A}_y^c(M)$, replacing a state variable $x_{\tau_i} \in \mathcal{A}_y^c(M)$ by a state variable in its \perp -alternatives $\Delta_{\tau_i}^A$, i.e., $\mathcal{S}'(M) = \mathcal{U}_L(M) \cup (\mathcal{A}_y^c \setminus \{x_{\tau_i}\} \cup \{x\})$ with $x \in \Delta_{\tau_i}^A$, $\mathcal{S}'(M)$ is still a min-FDOC. However, replacing a state variable $x_{\tau_i} \in \mathcal{U}(M)$ by one of its μ -alternatives may not yield a FDOC in general. In particular, in Example 1 such (feasible) replacement is possible, mainly, due to the existence of a single SCC, as discussed in detail hereafter.

More precisely, for a left-unmatched vertex $x_{\tau_i} \in \mathcal{U}_L(M)$, whether $\mathcal{S}(M)_{x_{\tau_i}}^{-x_{\tau_i}} = \{\mathcal{U}_L(M) \setminus \{x_{\tau_i}\} \cup \{x\}\} \cup \mathcal{A}_y^c(M)$ with $x \in \Delta_{\tau_i}^{\mathcal{U}}$, which we refer to as an *interchanged-DOC*, is a FDOC or not, depends on which SCC(s), in the DAG representation of $\mathcal{D}(\bar{A})$, x_{τ_i} and x belong to. In particular, an interchanged-DOC $\mathcal{S}(M)_{x_{\tau_i}}^{-x_{\tau_i}}$ contains the set of left-unmatched vertices associated with some maximum matching. Hence, the interchanged-DOC satisfies one of the conditions from Theorem 1, but if, among the state variables in $\mathcal{S}(M)$, x_{τ_i} is the only left-unmatched vertex in a particular non-bottom linked SCC, by replacing x_{τ_i} by one of its μ -alternatives that does not belong to the same SCC, this particular SCC becomes a non-assigned SCC; this implies that a new state variable in this SCC needs to be considered to satisfy the second requirement in Theorem 1. Thus, we need to replace x_{τ_i} by two state variables: a μ -alternative x , and a state variable x' (of course different from x_{τ_i}) in the same non-bottom linked SCC as x_{τ_i} .

In summary, we can generalize our previous discussion by considering collection of sets that account for the \perp - and μ -alternatives for each variable $x_{\tau_i} \in \mathcal{S}$, which we refer to as *back-ups* and denoted by $\Omega_{\mathcal{S}}^i$. In particular, the sets in $\Omega_{\mathcal{S}}^i$ can contain one state variable, when \perp -alternatives are considered, which we denote by $\{\delta_{\tau_i, j}^A\}$, or μ -alternatives that do not increase the number of non-assigned non-bottom linked SCCs, which we denote by $\omega_{\mathcal{S}}^{ijk}$. However, when μ -alternatives increase the number of non-assigned non-bottom linked SCCs, then $\omega_{\mathcal{S}}^{ijk}$ contains two state variables: one is a μ -alternative and another is a state variable in the same non-bottom linked SCC as the discarded state variable. Subsequently, we have the following definition.

Definition 4 (Set of Back-ups). Consider a state digraph $\mathcal{D}(\bar{A}) = (\mathcal{X}, \mathcal{E}_{\mathcal{X}, \mathcal{X}})$ and a min-FDOC $\mathcal{S}(M) = \mathcal{U}_L(M) \cup \mathcal{A}_y^c(M)$, where $\mathcal{S}(M) = \{x_{\tau_1}, \dots, x_{\tau_p}\}$, M a maximum matching with maximum bottom assignability, and (without loss of generality) $\mathcal{U}_L(M) = \{x_{\tau_1}, \dots, x_{\tau_m}\}$, and $\mathcal{A}_y^c(M) = \{x_{\tau_{(m+1)}}, \dots, x_{\tau_p}\}$. Then, the set of back-ups to x_{τ_i} , referred to as Ω_S^i , is given by

1) for $i = 1, \dots, m$,

$$\Omega_S^i = \{\Omega_S^{ij}\}_{j \in \{1, \dots, \mu_i\}} = \{\omega_S^{ijk}\}_{j \in \{1, \dots, \mu_i\}, k \in \{1, \dots, n_{i,j}\}}, \quad (8)$$

where μ_i is the total number of μ -alternatives of x_{τ_i} (see Definition 3), $n_{i,j}$ equals to the total number of state variables that belong to the same non-bottom linked SCC as x_{τ_i} but not x_{τ_i} , $\omega_S^{ijk} = \{\delta_{\tau_i, j}^{\mathcal{U}}\} \cup \mathcal{A}_{i,j,k}$, with $\mathcal{A}_{i,j,k} \equiv \emptyset$ if the interchanged-DOC $\mathcal{S}(M)_{\delta_{\tau_i, j}^{\mathcal{U}}}^{-x_{\tau_i}}$ is a FDOC, and $\mathcal{A}_{i,j,k} = \{x_{i_k}\}$ otherwise, where $x_{i_k} \neq x_{\tau_i}$ is the k -th state variable that belongs to the same SCC as x_{τ_i} .

2) and for $i = m + 1, \dots, p$,

$$\Omega_S^i = \{\Omega_S^{ij}\}_{j \in \{1, \dots, n_{(i-m)}\}} = \{\{\delta_{\tau_i, j}^{\mathcal{A}}\}\}_{j \in \{1, \dots, n_{(i-m)}\}}, \quad (9)$$

where $n_{(i-m)}$ is the total number of \perp -alternatives of x_{τ_i} (see Definition 2).

□

Therefore, the goal is to find a minimal \mathcal{S}' with above properties, i.e., there is no other \mathcal{S}'' with $|\mathcal{S}''| < |\mathcal{S}'|$ such that $\mathcal{S} \cup \mathcal{S}''$ is an s -robust FDOC. Notice that a common back-up may exist for different elements in \mathcal{S} . For example, in Example 1, $\{x_2\}$ is a common back-up for x_1, x_5 and x_8 . As a result, minimizing the size of \mathcal{S}' is the same as maximizing the shared state variables in back-up sets for different elements in \mathcal{S} . Subsequently, we can find the minimal \mathcal{S}' by considering a set covering where the sets account for the back-ups for any element in \mathcal{S} . To this goal, consider the construction of back-ups in (8)-(9). Since Ω_S^i in (8)-(9) consist of sets with one or two state variables, to avoid cumbersome notation, let \mathcal{Z} be a collection of all $N = n + \binom{n}{2} = \frac{n(n+1)}{2}$ possible sets denoted by $\mathcal{Z} = \{\mathcal{Z}_1, \dots, \mathcal{Z}_n, \mathcal{Z}_{n+1}, \dots, \mathcal{Z}_N\}$, where $\mathcal{Z}_i = \{x_i\}$ (for $i = 1, \dots, n$), $\mathcal{Z}_i = \{x_\alpha, x_\beta\} \forall \alpha, \beta \in \{1, \dots, n\} (\alpha \leq \beta)$, and $i = \pi(\alpha - 1, \beta - 1) = \frac{1}{2}(\alpha + \beta - 2)(\alpha + \beta - 1) + \beta - 1 + n$ denotes the Cantor pairing function shifted by n . In summary,

$$\mathcal{Z} = \{\{x_1\}, \dots, \{x_n\}, \{x_1, x_2\}, \dots, \{x_{n-1}, x_n\}\}. \quad (10)$$

Consequently, from (8)-(9), we can see that any element in $\Omega_{\mathcal{S}}^i$ consists in one element in \mathcal{Z} , which implies that $\Omega_{\mathcal{S}}^i = \{\mathcal{Z}_j\}_{j \in \mathcal{Q}}$, with $\mathcal{Q} \subset \{1, \dots, N\}$. With this definition, the problem reduces to identifying for each element \mathcal{Z}_i , the subset of state variables of \mathcal{S} for which \mathcal{Z}_i is a shared back-up. This can be achieved by considering the definition of the sets \mathcal{V}_j^s that contain the indices of the state variables in a min-FDOC \mathcal{S} , or equivalently $\Omega_{\mathcal{S}}^i$, that an element \mathcal{Z}_j is a back-up to. Formally, this can be defined as follows: let $\mathcal{Z} = \{\mathcal{Z}_1, \dots, \mathcal{Z}_N\}$ and $\mathcal{I} = \{1, \dots, p\}$, then

1) for $j = 1, \dots, n$,

$$\mathcal{V}_j^s = \{i \in \mathcal{I} : \mathcal{Z}_j \in \Omega_{\mathcal{S}}^i\}, \quad (11)$$

2) and for $j = n + 1, \dots, N$,

$$\mathcal{V}_j^s = \{i \in \mathcal{I} : \mathcal{Z}_j \in \Omega_{\mathcal{S}}^i\} \cup \left\{ \bigcup_{x_k \in \mathcal{Z}_j} \mathcal{V}_k^s \right\}. \quad (12)$$

Therefore, if \mathcal{Z}_j consists of two state variables, then \mathcal{Z}_j is not only a back-up of those x_{τ_i} 's satisfying $\mathcal{Z}_j \in \Omega_{\mathcal{S}}^i$, but also the back-ups of those x_{τ_i} 's to which the back-ups contain an individual state variable belonging to \mathcal{Z}_j . To sum up, by computing \mathcal{V}_j^s , we identify the subset of state variables of \mathcal{S} for which $\mathcal{Z}_i \in \mathcal{Z}$ is a shared back-up.

Thus, we can determine an s -robust FDOC as follows:

Lemma 1. *Consider a state digraph $\mathcal{D}(\bar{A}) = (\mathcal{X}, \mathcal{E}_{\mathcal{X}, \mathcal{X}})$ and one of its min-FDOCs $\mathcal{S}(M) = \{x_{\tau_1}, x_{\tau_2}, \dots, x_{\tau_p}\}$. Consider the sets in (11)-(12), and let $\mathcal{I} = \{1, \dots, p\}$. If there exists $\mathcal{J} \subset \{1, \dots, N\}$ such that $\mathcal{I} \subset \bigcup_{j \in \mathcal{J}} \mathcal{V}_j^s$, i.e., the family $\{\mathcal{V}_j^s\}_{j \in \mathcal{J}}$ covers \mathcal{I} , then*

$$\mathcal{S}^* = \bigcup_{j \in \mathcal{J}} \mathcal{Z}_j \cup \mathcal{S}(M),$$

is an s -robust FDOC. □

Notice that Lemma 1 only determines the minimum number of back-ups based on a particular seed FDOC \mathcal{S} . Furthermore, if some \mathcal{Z}_j with two state variables is considered in the covering, there might exist a set $\mathcal{Z}_{j'}$ that consists in a single state variable that could have been used instead to cover \mathcal{I} . Thus, the minimum number of back-ups does not ensure the minimum number of alternatives to be considered (in addition to a min-FDOC), which motivates us to introduce a

weighed version of the problem to account for this scenario. More precisely, given the sets in (11)-(12), we assign to each \mathcal{V}_i^s a cost c_i , given by

$$c_i = |\mathcal{Z}_i|, \text{ for } i = 1, \dots, N. \quad (13)$$

In other words, the weight of \mathcal{V}_i^s for the set covering problem is equal to the number of state vertices in \mathcal{Z}_i . Hence, we obtain the following result:

Theorem 3. *Consider a state digraph $\mathcal{D}(\bar{A}) = (\mathcal{X}, \mathcal{E}_{\mathcal{X}, \mathcal{X}})$ and one of its min-FDOCs $\mathcal{S}(M) = \{x_{\tau_1}, x_{\tau_2}, \dots, x_{\tau_p}\}$. Consider the sets (11)-(13), and let $\mathcal{I} = \{1, \dots, p\}$. If there exists \mathcal{J}^* satisfying:*

$$\begin{aligned} \mathcal{J}^* = \arg \min_{\mathcal{J} \subset \{1, \dots, N\}} \quad & \sum_{k \in \mathcal{J}} c_k, \\ \text{subject to} \quad & \mathcal{I} \subset \bigcup_{j \in \mathcal{J}^*} \mathcal{V}_j^s, \end{aligned} \quad (14)$$

i.e., the family $\{\mathcal{V}_j^s\}_{j \in \mathcal{J}^}$ covers \mathcal{I} , then*

$$\mathcal{S}^* = \bigcup_{j \in \mathcal{J}^*} \mathcal{Z}_j \cup \mathcal{S}(M),$$

is an s -robust FDOC. In addition, there is no other s -robust FDOC \mathcal{S}' with $\mathcal{S}(M) \subset \mathcal{S}'$ satisfying Lemma 1 such that $|\mathcal{S}'| < |\mathcal{S}^|$. \square*

Theorem 3 requires to solve an NP-hard problem – the weighted set covering problem [33]. Consequently, we propose the solution to be approximated, which can be achieved using polynomial complexity algorithms [35], [36] with optimality guarantees. Subsequently, we obtain the following result.

Theorem 4. *Consider a state digraph $\mathcal{D}(\bar{A}) = (\mathcal{X}, \mathcal{E}_{\mathcal{X}, \mathcal{X}})$, an arbitrary min-FDOC $\mathcal{S}(M)$, the sets (11)-(13), and the weighted set covering problem as described in Theorem 3. Then, the corresponding weighted set covering can be constructed with complexity $\mathcal{O}(|\mathcal{X}|^5)$. Further, a feasible but approximate solution \mathcal{J}' of the corresponding minimum weighted set covering may be constructed using an $\mathcal{O}(|\mathcal{X}|^3)$ complexity algorithm such that*

$$\mathcal{S}' = \bigcup_{j \in \mathcal{J}'} \mathcal{Z}_j \cup \mathcal{S}(M),$$

is an s -robust FDOC, and the performance ratio, i.e., the ratio between the size of the approximated s -robust FDOC and the size of the minimal s -robust FDOC containing $\mathcal{S}(M)$ is bounded by the harmonic number $H(p) = \sum_{k=1}^p \frac{1}{k}$ of p , where $p = |\mathcal{S}(M)|$. \square

Notice that although \mathcal{P}'_s is NP-hard, feasible polynomial approximations are possible in addition to polynomial feasible approximations of the weighted set covering problem considered in Theorem 3. In fact, as we discussed in Section I, a naive possible solution consists of determining two disjoint min-FDOCs and selecting their union as an s -robust FDOC, which can be done polynomially. Nonetheless, this will require an s -robust FDOC twice the size of a min-FDOC. However, we aim to obtain an s -robust FDOC with a smaller size using our approach, which motivates Theorem 3. For example, consider the system depicted in Fig. 1, for which we can obtain two disjoint min-FDOCs $\mathcal{S}_1(M) = \{x_1, x_5, x_8\}$ and $\mathcal{S}_2(M') = \{x_2, x_6, x_9\}$. We may then obtain an s -robust FDOC $\mathcal{S}_s^u = \mathcal{S}_1(M) \cup \mathcal{S}_2(M')$ consisting of 6 state variables, whereas with the proposed approach (Theorem 3), we can obtain an s -robust FDOC consisting of 4 or 5 state variables, which will be further explained in the next paragraph.

Finally, we note that the proposed two-step approach only ensure minimality conditioned on a particular initial (seed) min-FDOC. In other words, the minimality among all possible s -robust FDOCs depends on the min-FDOC \mathcal{S} that one starts with. Different min-FDOCs may lead to different weighted set covering problems, of which the optimal solutions lead to s -robust FDOCs with different sizes. For instance, consider the example in Fig. 1, which depicts a 9-state system and two of its min-FDOCs depicted by red and blue squares, respectively. On one hand, $\mathcal{S}_1(M)$ leads to alternatives with size one and consequently generates a minimal s -robust FDOC. On the other hand, Fig. 1-(b) depicts another min-FDOC $\mathcal{S}_2(M') = \{x_2, x_6, x_9\}$, and the sets of back-ups for each state vertex in $\mathcal{S}_2(M')$ are $\Omega_{\mathcal{S}_2}^1 = \{\{x_1\}, \{x_5\}\}$, $\Omega_{\mathcal{S}_2}^2 = \{\{x_5\}, \{x_8\}\}$, and $\Omega_{\mathcal{S}_2}^3 = \{\{x_1\}, \{x_8\}\}$, respectively. Hence, by the weighted set covering problem constructed as described in Theorem 3, an s -robust FDOC may be obtained as $\mathcal{S}_2(M') \cup \{x, y\}$, with $x, y \in \{x_1, x_5, x_8\}$ and $x \neq y$, which is not minimal.

Although our solution does not guarantee a minimal s -robust FDOC, we argue that in practice our set covering based design approach leads to s -robust FDOCs with small number of states variables, see also Section V.

B. Robustness with respect to link failure

Similarly to Section IV-A, we recast \mathcal{P}_l in terms of FDOCs. First, we formally define links as follows:

Definition 5. (Link) Let $\mathcal{D}(\bar{A}) = (\mathcal{X}, \mathcal{E}_{\mathcal{X},\mathcal{X}})$ be the state digraph. Then $\mathcal{L}_{i,j}^{(d)} = \{(x_i, x_j)\} \subset \mathcal{E}_{\mathcal{X},\mathcal{X}}$ represents a directed link between x_j and x_i , and $\mathcal{L}_{i,j}^{(u)} = \{(x_i, x_j), (x_j, x_i)\} \subset \mathcal{E}_{\mathcal{X},\mathcal{X}}$ represents an undirected link between x_j and x_i . \square

Subsequently, \mathcal{P}_l can be reformulated as follows:

\mathcal{P}'_l : Given the state digraph $\mathcal{D}(\bar{A}) = (\mathcal{X}, \mathcal{E}_{\mathcal{X},\mathcal{X}})$, select a minimum subset of state variables $\mathcal{S}^l \subset \mathcal{X}$, such that \mathcal{S}^l is a FDOC for the state digraph $\mathcal{D}(\bar{A}_{-(i,j)}) = (\mathcal{X}, \mathcal{E}_{\mathcal{X},\mathcal{X}} - \mathcal{L}_{i,j}^\alpha)$, where $\alpha = (d)$ or $\alpha = (u)$ for all $\mathcal{L}_{i,j}^\alpha \subset \mathcal{E}_{\mathcal{X},\mathcal{X}}$. \circ

A FDOC \mathcal{S}^l with the properties described in \mathcal{P}'_l is referred to as an *l-robust feasible dedicated output configuration (l-robust FDOC)*.

Further, for convenience, when one link $\mathcal{L}_{i,j}^\alpha$ fails we say that the state digraph $\mathcal{D}(\bar{A}_{-(i,j)}^{(\alpha)})$ is a *corrupted* state digraph. In addition, we use $\mathcal{D}(\bar{A}_{-(i,j)}^{(d)})$ to represent the corrupted state digraph when a directed link $\mathcal{L}_{i,j}^{(d)}$ fails, and $\mathcal{D}(\bar{A}_{-(i,j)}^{(u)})$ to represent the corrupted state digraph if an undirected link $\mathcal{L}_{i,j}^{(u)}$ fails.

Now, we show the hardness of \mathcal{P}'_l (or equivalently \mathcal{P}_l).

Theorem 5. \mathcal{P}'_l is NP-hard. \diamond

Further, since there are two types of links: directed or undirected, we first consider the case when all links are directed in Section IV-B1, and then we readily extend the results to the undirected case in Section IV-B2.

1) *Directed Link Failures*: Similarly to Section IV-A, we now provide a procedure to determine an approximate solution to \mathcal{P}'_l . Given a state digraph $\mathcal{D}(\bar{A}) = (\mathcal{X}, \mathcal{E}_{\mathcal{X},\mathcal{X}})$, we start with a min-FDOC $\mathcal{S}(M)$. Notice that under such condition, a link failure may or may not compromise structural observability of $\mathcal{D}(\bar{A})$. Thus, we need to consider the properties of the links that jeopardizes structural observability when they fail. With these properties, we aim to identify new state variables that together with those from the starting min-FDOC form a FDOC for any $\mathcal{D}(\bar{A}_{-(i,j)}^{(d)})$. Therefore, let us introduce the notion of *sensitive link* with respect to $\mathcal{S}(M)$:

Definition 6. Consider a state digraph $\mathcal{D}(\bar{A}) = (\mathcal{X}, \mathcal{E}_{\mathcal{X}, \mathcal{X}})$ and one of its min-FDOCs $\mathcal{S}(M)$. We say $\mathcal{L}_{i,j}^{(d)}$ is a sensitive link with respect to $\mathcal{S}(M)$ if and only if $\mathcal{S}(M)$ is not a FDOC of the corrupted state digraph $\mathcal{D}(\bar{A}_{-(i,j)}^{(d)})$. \square

In order to determine if a link $\mathcal{L}_{i,j}^{(d)}$ is a sensitive link, we consider the following bipartite graph:

Definition 7. Given a corrupted state digraph $\mathcal{D}(\bar{A}_{ij}^{(d)}) = (\mathcal{X}, \mathcal{E}_{\mathcal{X}, \mathcal{X}})$, we designate $\mathcal{B}_S^{ij} \equiv \mathcal{B}(\mathcal{X}, \mathcal{X}, \mathcal{E}_{\mathcal{X}, \mathcal{X}} - \mathcal{L}_{ij}^{(d)})$ as its associated corrupted bipartite graph. \square

Hereafter, we can identify sensitive links by considering the maximum matchings of \mathcal{B}_S^{ij} , and the SCCs that compose the corrupted state digraph $\mathcal{D}(\bar{A}_{-(i,j)}^{(d)})$, as stated in the next result.

Lemma 2. Consider a state digraph $\mathcal{D}(\bar{A}) = (\mathcal{X}, \mathcal{E}_{\mathcal{X}, \mathcal{X}})$ and one of its min-FDOCs $\mathcal{S}(M)$, M a maximum matching of the associated state bipartite graph $\mathcal{B}(\bar{A}) = \mathcal{B}(\mathcal{X}, \mathcal{X}, \mathcal{E}_{\mathcal{X}, \mathcal{X}})$ with maximum bottom assignability. A link $\mathcal{L}_{i,j}^{(d)}$ is a sensitive link with respect to a min-FDOC $\mathcal{S}(M)$ if and only if $\mathcal{S}(M)$ does not contain the set of left-unmatched vertices associated with a maximum matching M^* of \mathcal{B}_S^{ij} , or $\mathcal{S}(M)$ does not contain at least one state variable in each non-bottom linked SCC of $\mathcal{D}(\bar{A}_{-(i,j)}^{(d)})$. \square

Example 3. To further sharpen the intuition for sensitive links, consider the example in Fig. 2, which depicts a 5-state system. The state digraph consists of two SCCs, as depicted in the two rectangles. The only non-bottom linked SCC is $\{x_1, x_5\}$, as depicted inside the purple rectangle. Fig. 2-(a) depicts one min-FDOC $\mathcal{S} = \mathcal{U}_L(M) \cup \mathcal{A}_y^c(M) = \{x_1, x_3\}$, where $\mathcal{U}_L(M) = \{x_3\}$, $\mathcal{A}_y^c(M) = \{x_1\}$, and after the failure of the link $\mathcal{L}_{5,1}^{(d)} = \{(x_5, x_1)\}$ or $\mathcal{L}_{4,2}^{(d)} = \{(x_4, x_2)\}$, $\mathcal{S} = \{x_1, x_3\}$ is a non-FDOC for the corrupted state digraph $\mathcal{D}(\bar{A}_{-(5,1)}^{(d)})$, or $\mathcal{D}(\bar{A}_{-(4,2)}^{(d)})$, since there does not exist a maximum matching of $\mathcal{B}_S^{4,2}$, or $\mathcal{B}_S^{5,1}$, with the set of left-unmatched vertices belonging to $\{x_1, x_3\}$. Hence, link $\mathcal{L}_{5,1}^{(d)}$ and link $\mathcal{L}_{4,2}^{(d)}$ are two sensitive links. Similarly, Fig. 2-(b) depicts another min-FDOC $\tilde{\mathcal{S}} = \tilde{\mathcal{U}}_L(M) \cup \tilde{\mathcal{A}}_y^c(M) = \{x_4, x_5\}$, where $\tilde{\mathcal{U}}_L(M) = \{x_4\}$, $\tilde{\mathcal{A}}_y^c(M) = \{x_5\}$, and after the failure of the link $\mathcal{L}_{1,5}^{(d)} = \{(x_1, x_5)\}$ or $\mathcal{L}_{3,2}^{(d)} = \{(x_3, x_2)\}$, $\tilde{\mathcal{S}} = \{x_4, x_5\}$ is a non-FDOC for the corrupted state digraph $\mathcal{D}(\bar{A}_{-(1,5)}^{(d)})$, or $\mathcal{D}(\bar{A}_{-(3,2)}^{(d)})$, since there does not exist a maximum matching of $\mathcal{B}_{\tilde{\mathcal{S}}}^{1,5}$, or $\mathcal{B}_{\tilde{\mathcal{S}}}^{3,2}$, with the set of left-unmatched vertices belonging to $\{x_4, x_5\}$. Hence, link $\mathcal{L}_{1,5}^{(d)}$ and link $\mathcal{L}_{3,2}^{(d)}$ are two sensitive links. In particular, note

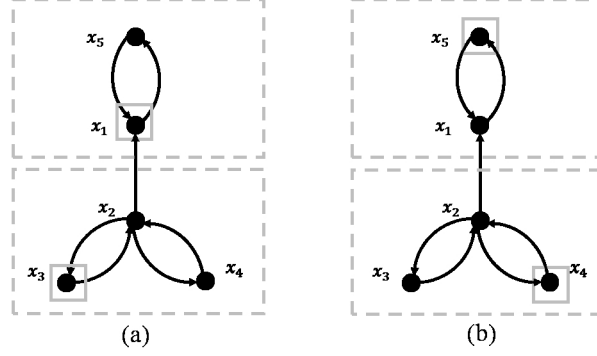


Fig. 2. This figure depicts the state digraph of a 5-state system, where the grey squares depict the state vertices labeling state variables forming a FDOC, and the rectangles depict the two SCCs forming the state digraph. In (a), $\mathcal{S} = \{x_1, x_3\}$ is a min-FDOC, and $\mathcal{L}_{5,1}^{(d)} = \{(x_5, x_1)\}$ and $\mathcal{L}_{4,2}^{(d)} = \{(x_4, x_2)\}$ are two sensitive links. In (b), $\tilde{\mathcal{S}} = \{x_4, x_5\}$ is another min-FDOC, and $\mathcal{L}_{1,5}^{(d)} = \{(x_1, x_5)\}$ and $\mathcal{L}_{3,2}^{(d)} = \{(x_3, x_2)\}$ are two sensitive links.

that for a given system and a particular FDOC, there may exist more than one sensitive link. In addition, the set of sensitive links depends on a given FDOC considered for the system. \square

Because the set of sensitive links is based on a particular FDOC, and there may exist several sensitive links, as discussed in Example 3, let the set of sensitive links associated with $\mathcal{S}(M)$ be given by $\mathcal{L}(\mathcal{S}(M)) = \cup_{j=1}^{\rho} \mathcal{L}_{l_j, r_j}^{(d)}$, where ρ denotes the number of sensitive links.

To solve \mathcal{P}'_l , we proceed similarly to Section IV-A, given a FDOC $\mathcal{S}(M)$ we reduce the problem of constructing an l -robust FDOC using a min-FDOC as a base to a weighted set covering problem. We start by exploring the properties of sensitive links.

Recall that a min-FDOC $\mathcal{S}(M)$ contains two subsets of state variables $\mathcal{U}_L(M)$ and $\mathcal{A}_y^c(M)$, see Theorem 1. In fact, due to a sensitive link $\mathcal{L}_{l_j, r_j}^{(d)}$ failure, we have two mutually exclusive cases (as consequence of Lemma 2):

- (i) there does not exist a maximum matching $M^{*'} of $\mathcal{B}_S^{l_j, r_j}$ such that $\mathcal{S}(M)$ contains the set of left-unmatched vertices of $M^{*'}$. In particular, in this case, the sensitive link $\mathcal{L}_{l_j, r_j}^{(d)}$ necessarily belongs to the maximum matching M of the state bipartite graph. Further, the number of left-unmatched vertices associated with any maximum matching of $\mathcal{B}_S^{l_j, r_j}$ at most increases by 1 in comparison to $\mathcal{U}_L(M)$.$
- (ii) there exists a maximum matching $M^{*'}$ of $\mathcal{B}_S^{l_i, r_i}$ such that $\mathcal{S}(M)$ contains the set of left-unmatched vertices of $M^{*'}$, while the number of non-assigned non-bottom linked SCCs,

associated with any maximum matching of $\mathcal{B}_S^{l_i, r_i}$, increases by 1.

Fig. 3-(b) and Fig. 3-(c) depict the cases presented in (i) and (ii), respectively.

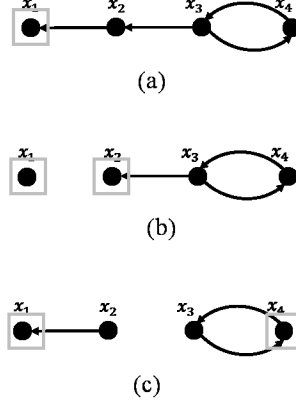


Fig. 3. This figure depicts the state digraph of a 4-state system, where the grey squares depict the state vertices labeling the state variables forming a min-DOC. In (a), $\mathcal{S}(M) = \{x_1\}$ is a min-FDOC, where $\mathcal{U}(M) = \{x_1\}$, $\mathcal{A}_y^c(M) = \emptyset$. In (b), under the failure of $\mathcal{L}_{2,1}$, the number of left-unmatched vertices for any maximum matching is increased by 1 with respect to $\mathcal{U}_L(M)$, and x_2 is a additional left-unmatched vertex which is required to belong to the l -robust FDOC; finally, (c) depicts the scenario where a failure $\mathcal{L}_{3,2}$ occurs, where $\{x_1\}$ is still the set of left-unmatched vertices for some maximum matching, but the SCC $\{x_3, x_4\}$ requires one of its variables to be considered to obtain an l -robust FDOC.

Based on the previous discussion, the set of sensitive links can be classified without loss of generality into two collections \mathcal{L}_1 and \mathcal{L}_2 : $\mathcal{L}_1 = \cup_{j=1}^r \mathcal{L}_{l_j, r_j}^{(d)}$ represents the set of r sensitive links corresponding to case (i), and $\mathcal{L}_2 = \cup_{j=r+1}^{\rho} \mathcal{L}_{l_j, r_j}^{(d)}$ represents the set of $\rho - r$ sensitive links corresponding to case (ii).

Subsequently, we introduce the notion of *completions* that correspond to a set of state variables $\mathcal{S}'(M)$ such that after the failure of any sensitively link $\mathcal{L}_{l_j, r_j}^{(d)}$, $\mathcal{S}(M) \cup \mathcal{S}'(M)$ still forms a FDOC for $\mathcal{D}(\bar{A}_{-(l_j, r_j)}^{(d)})$. Let us start by introducing the completions for elements in \mathcal{L}_2 : after the failure of sensitive link $\mathcal{L}_{l_j, r_j}^{(d)} \subset \mathcal{L}_2$, x_{l_j} and x_{r_j} are separated into two different SCCs in $\mathcal{D}(\bar{A}_{-(l_j, r_j)}^{(d)})$. After such link failure, in $\mathcal{D}(\bar{A}_{-(l_j, r_j)}^{(d)})$, the SCC that x_{l_j} belongs to becomes a non-assigned non-bottom SCC. Hence, in order to obtain a FDOC for $\mathcal{D}(\bar{A}_{-(l_j, r_j)}^{(d)})$, an additional state variable in the non-assigned non-bottom linked SCC, that x_{l_j} belongs to in $\mathcal{D}(\bar{A}_{-(l_j, r_j)}^{(d)})$, has to be considered. As a result, we can define the set of \perp -completions Γ_j^A to a particular

sensitive link $\mathcal{L}_{l_j, r_j}^{(d)} \subset \mathcal{L}_2$, where \perp reads as “bottom” and indicates that we are considering state variables in the non-bottom linked SCCs.

Definition 8 (\perp -Completions). *Consider a state digraph $\mathcal{D}(\bar{A}) = (\mathcal{X}, \mathcal{E}_{\mathcal{X}, \mathcal{X}})$ and a min-FDOC $\mathcal{S}(M) = \mathcal{U}_L(M) \cup \mathcal{A}_y^c(M)$. Further, consider the sensitive links $\mathcal{L}(\mathcal{S}) = \bigcup_{j=1}^{\rho} \mathcal{L}_{l_j, r_j}^{(d)} = \mathcal{L}_1 \cup \mathcal{L}_2$, where $\mathcal{L}_2 = \bigcup_{j=r+1}^{\rho} \mathcal{L}_{l_j, r_j}^{(d)}$ represents the set of sensitive links corresponding to case (ii). Then, for all $r < i \leq \rho$,*

$$\Gamma_i^A = \left\{ x' \in \mathcal{X} : x' \text{ belongs to the same SCC as } x_{l_i} \text{ in } \mathcal{D}(\bar{A}_{-(l_i, r_i)}^{(d)}) \right\}, \quad (15)$$

is the set of \perp -completions to sensitive link $\mathcal{L}_{l_i, r_i}^{(d)} \in \mathcal{L}_2$. Further, for notational convenience, we denote the state variables in Γ_i^A as $\Gamma_i^A = \{\gamma_{\tau_i, 1}^A, \dots, \gamma_{\tau_i, n_i}^A\}$, where n_i denotes the total number of state variables in the non-assigned non-bottom linked SCC of $\mathcal{D}(\bar{A}_{-(l_i, r_i)}^{(d)})$ that x_{l_i} belongs to. \square

Similarly, we can introduce the notion of completions for sensitive links in \mathcal{L}_1 , corresponding to case (i), which we refer to as μ -completions, where μ indicates that we are considering completions for left-unmatched vertices.

Definition 9 (μ -Completions). *Consider a state digraph $\mathcal{D}(\bar{A}) = (\mathcal{X}, \mathcal{E}_{\mathcal{X}, \mathcal{X}})$ and a min-FDOC $\mathcal{S}(M) = \mathcal{U}_L(M) \cup \mathcal{A}_y^c(M)$. Further, consider the corresponding set of sensitive links $\mathcal{L}(\mathcal{S}) = \bigcup_{j=1}^{\rho} \mathcal{L}_{l_j, r_j}^{(d)} = \mathcal{L}_1 \cup \mathcal{L}_2$, where $\mathcal{L}_1 = \bigcup_{j=1}^r \mathcal{L}_{l_j, r_j}^{(d)}$ represents the set of sensitive links corresponding to case (i). Then, for all $i \leq r$,*

$$\begin{aligned} \Gamma_i^{\mathcal{U}} = & \{x \in \mathcal{X} : \mathcal{U}_L(M) \cup \{x\} \text{ contains a set of left-unmatched vertices} \\ & \text{associated with a maximum matching } M^+ \text{ of } \mathcal{B}_S^{l_i, r_i}\} \end{aligned} \quad (16)$$

is the set of μ -completions to sensitive link $\mathcal{L}_{l_i, r_i}^{(d)} \in \mathcal{L}_1$. Further, for notational convenience, we denote the state variables in $\Gamma_i^{\mathcal{U}}$ as $\Gamma_i^{\mathcal{U}} = \{\gamma_{i, 1}^{\mathcal{U}}, \dots, \gamma_{i, \mu_i}^{\mathcal{U}}\}$, where μ_i is the number of μ -completions to $\mathcal{L}_{l_i, r_i}^{(d)}$. \square

Now, notice that given a min-FDOC $\mathcal{S}(M)$, if we consider a sensitive link $\mathcal{L}_{l_i, r_i}^{(d)}$, by adding one corresponding completion γ_i , i.e., μ - or \perp -completion, $\mathcal{S}(M) \cup \{\gamma_i\}$ is a min-FDOC for the corrupted system $\bar{A}_{-(l_i, r_i)}$ after the failure of sensitive link $\mathcal{L}_{l_i, r_i}^{(d)}$.

Remark 1. If the failure of $\mathcal{L}_{l_i, r_i}^{(d)}$ also increases the number of non-bottom linked SCCs that belong to the state digraph, then all elements of μ -completions Γ_i must belong to the new non-bottom linked SCC generated by the failure of $\mathcal{L}_{l_i, r_i}^{(d)}$. \square

In summary, we can generalize our previous discussion by considering collection of sets that account for the \perp - and μ -completions for each sensitive link $\mathcal{L}_{l_i, r_i}^{(d)} \subset \mathcal{L}$, which we refer to as *back-ups* and denoted by Θ_S^i . In particular, the sets in Θ_S^i contain one state variable. Subsequently, we have the following definition.

Definition 10 (Set of Back-ups). Consider a state digraph $\mathcal{D}(\bar{A}) = (\mathcal{X}, \mathcal{E}_{\mathcal{X}, \mathcal{X}})$ and a min-FDOC $\mathcal{S}(M)$. Further, consider the set of ρ sensitive links $\mathcal{L} = \cup_{j=1}^{\rho} \mathcal{L}_{l_j, r_j}^{(d)} = \mathcal{L}_1 \cup \mathcal{L}_2$, where $\mathcal{L}_1 = \cup_{j=1}^r \mathcal{L}_{l_j, r_j}^{(d)}$ represents the set of r sensitive links corresponding to case (i), and $\mathcal{L}_2 = \cup_{j=r+1}^{\rho} \mathcal{L}_{l_j, r_j}^{(d)}$ represents the set of $\rho - r$ sensitive links corresponding to case (ii). Then, the set of back-ups to $\mathcal{L}_{l_i, r_i}^{(d)}$, referred to as Θ_S^i , is given by

1) for $i = 1, \dots, r$,

$$\Theta_S^i = \{\{\gamma_{i,1}^{\mathcal{U}}\}, \dots, \{\gamma_{i,\mu_i}^{\mathcal{U}}\}\}, \quad (17)$$

where μ_i is the total number of μ -completions of $\mathcal{L}_{l_i, r_i}^{(d)}$ (see Definition 9);

2) and for $i = r + 1, \dots, \rho$,

$$\Theta_S^i = \{\{\gamma_{i,1}^{\mathcal{A}}\}, \dots, \{\gamma_{i,n_i}^{\mathcal{A}}\}\}, \quad (18)$$

where n_i is the total number of \perp -completions of $\mathcal{L}_{l_i, r_i}^{(d)}$ (see Definition 8). \square

In summary, Θ_S^i is a collection of subsets of state variables each of which consists of one state variable, and (17)-(18) can be used to construct an l -robust FDOC from a min-FDOC. More precisely, if we keep all state variables in min-FDOC $\mathcal{S}(M)$ fixed, and for $D(\bar{A}_{-(l_i, r_i)})$, we add any element in Θ_S^i to the DOC $\mathcal{S}(M)$ (recall that it is no longer a FDOC), then we achieve a FDOC for $D(\bar{A}_{-(l_i, r_i)})$. Consequently, if we have a set of state variables \mathcal{S}' , such that $\theta \subset \mathcal{S}'$ with $\theta \in \Theta_S^i, \forall i \in \{1, \dots, \rho\}$, then $\mathcal{S} \cup \mathcal{S}'$ is a FDOC for any $D(\bar{A}_{-(l_i, r_i)})$, i.e., $\mathcal{S}' \cup \mathcal{S}$ is an l -robust FDOC.

Therefore, our goal is to find a minimal \mathcal{S}' with the above properties, i.e., there is no other \mathcal{S}'' with $|\mathcal{S}''| < |\mathcal{S}'|$ such that $\mathcal{S} \cup \mathcal{S}''$ is an l -robust FDOC. Similar to Section IV-A, a common

back-up may exist for different elements in \mathcal{L} . As a result, minimizing the size of \mathcal{S}' is the same as maximizing the number of shared state variables in back-up sets for different elements in the set of sensitive links $\mathcal{L}(\mathcal{S})$. Subsequently, we can find the minimal \mathcal{S}' by considering an optimal set covering that covers the back-ups for any sensitive link in $\mathcal{L}(\mathcal{S})$. Note that in this section, the formulation of sets of back-ups is different from that of Section IV-A, where the elements of $\Theta_{\mathcal{S}}^i$ consist in a single state variable. Nevertheless, we can still use the similar notation as (10) to get a compressed expression of $\Theta_{\mathcal{S}}^i$. More specifically, for a system with n state variables, we denote \mathcal{Z} as $\mathcal{Z} = \{\mathcal{Z}_1, \dots, \mathcal{Z}_n\}$, where

$$\mathcal{Z}_i = \{x_i\}, \text{ for } i = 1, \dots, n.$$

Consequently, any element in $\Theta_{\mathcal{S}}^i$ consists in one element in \mathcal{Z} , which implies that $\Theta_{\mathcal{S}}^i = \{\mathcal{Z}_j\}_{j \in \mathcal{Q}}$, with $\mathcal{Q} \subset \{1, \dots, n\}$. With this definition, the problem reduces to identifying for each element \mathcal{Z}_i , the subset of elements of $\mathcal{L}(\mathcal{S})$ for which \mathcal{Z}_i is a shared back-up. This can be achieved by considering the definition of the sets \mathcal{V}_j^l that contain the indices of elements in $\mathcal{L}(\mathcal{S})$, or equivalently $\Theta_{\mathcal{S}}^i$, that an element \mathcal{Z}_j is a back-up to. Formally, this can be defined as follows: let $\mathcal{I} = \{1, \dots, \rho\}$, then

$$\mathcal{V}_j^l = \{i \in \mathcal{I} : \mathcal{Z}_j \in \Theta_{\mathcal{S}}^i\}, \quad j = 1, \dots, n, \quad (19)$$

i.e., the indices of the sets $\Theta_{\mathcal{S}}^i$'s to which the set \mathcal{Z}_j belongs to.

As we can see in (17)-(18), the sets \mathcal{Z}_i 's are singletons, which is different from Section IV-A. As a result, in order to determine a minimal l -robust FDOC \mathcal{S}^l with $\mathcal{S}^l \supset \mathcal{S}$, we can determine the minimum number of back-ups based on a particular FDOC \mathcal{S} that satisfies the robustness criterion. In other words, we cast \mathcal{P}_l' as a set covering problem instead of a weighted set covering problem (nonetheless the problem is still NP-hard), as given in the following result.

Theorem 6. *Consider a state digraph $\mathcal{D}(\bar{A}) = (\mathcal{X}, \mathcal{E}_{\mathcal{X}, \mathcal{X}})$ and one of its min-FDOCs $\mathcal{S}(M) = \{x_{\tau_1}, x_{\tau_2}, \dots, x_{\tau_p}\}$. Let the set of sensitive links associated with $\mathcal{S}(M)$ be given by $\mathcal{L}(\mathcal{S}) = \bigcup_{j=1}^{\rho} \mathcal{L}_{l_j, r_j}^{(d)}$, where ρ denotes the total number of sensitive links associated with $\mathcal{S}(M)$. Consider the sets (19), and let $\mathcal{I} = \{1, \dots, \rho\}$. If there exists \mathcal{J}^* satisfying:*

$$\begin{aligned} \mathcal{J}^* &= \arg \min_{\mathcal{J} \subset \{1, \dots, n\}} |\mathcal{J}|, \\ \text{subject to} \quad & \mathcal{I} \subset \bigcup_{j \in \mathcal{J}^*} \mathcal{V}_j^l, \end{aligned} \quad (20)$$

i.e., the family $\{\mathcal{V}_j^l\}_{j \in \mathcal{J}^*}$ covers \mathcal{I} , then

$$\mathcal{S}^* = \bigcup_{j \in \mathcal{J}^*} \mathcal{Z}_j \cup \mathcal{S}(M),$$

is an l -robust FDOC. In addition, there is no other l -robust FDOC \mathcal{S}' , with $\mathcal{S} \subset \mathcal{S}'$, such that $|\mathcal{S}'| < |\mathcal{S}^*|$. \square

The discussion in Section IV-A about the computation efforts readily extends to Theorem 6, that requires to solve an NP-hard problem – the set covering problem. Consequently, we propose the solution to be approximated with polynomial complexity, which can be formally stated as follows.

Theorem 7. Consider a state digraph $\mathcal{D}(\bar{A}) = (\mathcal{X}, \mathcal{E}_{\mathcal{X}, \mathcal{X}})$, an arbitrary min-FDOC \mathcal{S} , the sets (19), and the set covering problem as described in Theorem 6. Then, the corresponding weighted set covering can be constructed with complexity $\mathcal{O}(|\mathcal{X}|^6)$. Further, a feasible but approximate solution \mathcal{J}' of the corresponding minimum set covering may be constructed using an $\mathcal{O}(|\mathcal{X}|^3)$ complexity algorithm such that

$$\mathcal{S}' = \bigcup_{j \in \mathcal{J}'} \mathcal{Z}_j \cup \mathcal{S},$$

is an l -robust FDOC, and the performance ratio, i.e., the ratio between the size of the approximated l -robust FDOC and the size of minimal l -robust FDOC containing \mathcal{S} is bounded by the harmonic number $H(\rho) = \sum_{k=1}^{\rho} \frac{1}{k}$ of ρ , where ρ is the total number of sensitive links. \square

Similar to the discussion in Section IV-A, we illustrate that the proposed two-step approach only ensure minimality of the l -robust FDOC based on a particular min-FDOC. In other words, the minimality among all l -robust FDOCs depends on the min-FDOC \mathcal{S} that one starts with. Different min-FDOCs may lead to different sets of sensitive links, which results in different set covering problems, whose corresponding optimal solutions lead to l -robust FDOCs with different sizes. Consider the example in Fig. 4, which depicts a 6-state system and two of its min-FDOCs with the dedicated outputs depicted by grey squares, respectively. Fig. 4-(a) depicts one min-FDOC $\mathcal{S} = \{x_1, x_6\}$, with no sensitive link. Hence, according to Theorem 6, $\mathcal{S} = \{x_1, x_6\}$ is also a minimal l -robust FDOC. However, Fig. 4-(b) depicts another min-FDOC $\mathcal{S} = \{x_3, x_4\}$ where $\{(x_1, x_2)\}$ and $\{(x_6, x_5)\}$ are sensitive links. The sets of back-ups for the sensitive links are $\{\{x_1\}\}$ and $\{\{x_6\}\}$, respectively. Thereafter, $\mathcal{S} \cup \{x_1, x_6\}$ is not a minimal l -robust FDOC.

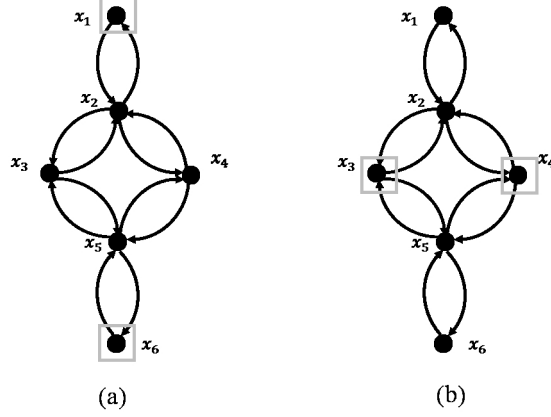


Fig. 4. This figure depicts a state digraph $\mathcal{D}(\bar{A})$ of a 6-state system, where the grey squares depict the state vertices labeling the state variables forming a DOC. In (a) and (b) we show that $\mathcal{S} = \{x_1, x_6\}$ and $\mathcal{S}' = \{x_3, x_4\}$ are two min-FDOCs of $\mathcal{D}(\bar{A})$, which lead to l -robust FDOCs with different sizes based on our approach.

Although our solution does not guarantee a minimal l -robust FDOC, illustrative examples provided in Section V show that our set covering based design approach leads to l -robust FDOCs with small number of states variables.

Next, we extend the results on directed links to the undirected case.

2) *Undirected Link Failure:* Recall the two-step approach in Section IV-B1 to compute an l -robust FDOC when the links are directed. An undirected link consists of two directed links, so the procedure to find an l -robust FDOC is similar to the directed one. More precisely, the first step considers a min-FDOC used to determine the (undirected) sensitive links as described by Lemma 2, except that $\mathcal{B}_S^{ij} \equiv \mathcal{B}(\mathcal{X}, \mathcal{X}, \mathcal{E}_{\mathcal{X}, \mathcal{X}} - \{(x, \cdot) : x \in \mathcal{U}_L\} - \mathcal{L}_{ij}^{(u)})$, i.e., it corresponds to an undirected link failure. The set of undirected sensitive links still involves two cases: (i) the incompleteness of the set of left-unmatched vertices in $\mathcal{S}(M)$ after an undirected link failure, and (ii) the generation of an additional non-assigned non-bottom linked SCC when an undirected link fails. Subsequently, we can enumerate completions for undirected sensitive links, and encode the enumeration of the completions as sets in a set covering problem as in Theorem 6. The sub-optimal solution with respect to undirected link failures can be obtained as part of the solution to the set covering problem, given by Theorem 7.

V. ILLUSTRATIVE EXAMPLE

In this section, we illustrate how to obtain an s -robust FDOC and an l -robust FDOC for a 10-state system (randomly generated), whose state digraph is depicted in Fig. 5-(a).

A min-FDOC for the system is given by $\mathcal{S} = \{x_8, x_{10}\}$ demonstrated by red squares in Fig. 5-(b). More precisely, note that the state digraph consists of four SCCs, as depicted in the four rectangles in Fig. 5-(b). The only non-bottom linked SCC is $\{x_1, x_2, x_4, x_5, x_7, x_8, x_{10}\}$, and is enclosed by the purple rectangle. The set of left-unmatched vertices associated with one maximum matching of the state bipartite graph is given by $\mathcal{U}_L = \{x_8, x_{10}\}$. Hence, from Theorem 1, \mathcal{S} contains the set of left-unmatched vertices \mathcal{U}_L associated with one maximum matching of the state bipartite graph. In addition, the only non-bottom linked SCC contains elements in \mathcal{U}_L ; hence, it is an assigned non-bottom linked SCC, and, as a result, $\mathcal{S} = \mathcal{U}_L$ is a min-FDOC.

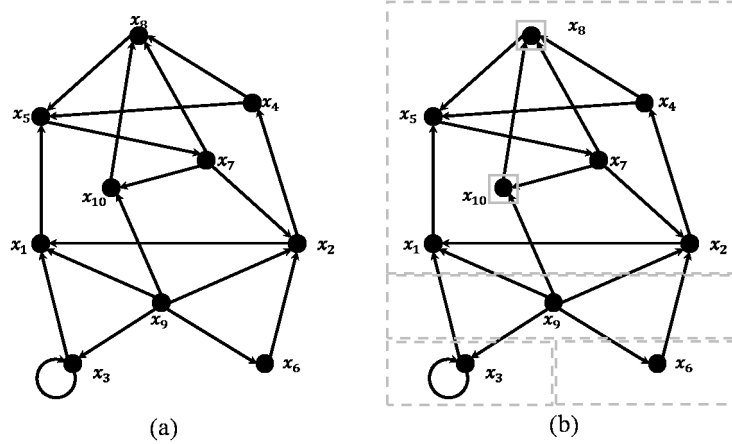


Fig. 5. In (a) we depict the state digraph of a 10-state system. In (b) we depict the four SCCs constituting the state digraph with four rectangles, and a min-FDOC $\mathcal{S} = \{x_8, x_{10}\}$ whose state variables are enclosed by the red squares.

A. Robustness with respect to sensor failure

We start by identifying an s -robust FDOC for the system. In this case, the back-ups sets (see (8)-(9)) are given by $\Omega_{\mathcal{S}} = \{\Omega_{\mathcal{S}}^1, \Omega_{\mathcal{S}}^2\}$, where $\Omega_{\mathcal{S}}^1 = \{\{x_1\}\}$; and $\Omega_{\mathcal{S}}^2 = \{\{x_1\}, \{x_4\}\}$.

Invoking Theorem 3, we observe that there exist two left-unmatched vertices, hence $\mathcal{I} = \{1, 2\}$, and the covering sets (see (11)-(12)) are given by $\mathcal{V}_1^s = \{1, 2\}$, $\mathcal{V}_4^s = \{1\}$, and the rest of the

covering sets are empty (since all elements of $\Omega_{\mathcal{S}}^i$ consists of only one state variable, we can simply neglect those \mathcal{V}_j^s 's with $n < j \leq N$, where $n = 10$ is the total number of state variables, and $N = n + \binom{n}{2} = \frac{n(n+1)}{2}$ is the total number of sets that consist of one or two state variables).

As a result, we constructed a set covering problem as proposed in Theorem 3, with the universal set \mathcal{I} , and the covering sets \mathcal{V}_i^s , for $i \in \{1, \dots, 10\}$. In this example, we can readily identify that \mathcal{V}_1^s is an optimal solution to the set covering problem in Theorem 3, which implies that $\mathcal{S}^* = \mathcal{S} \cup \{x_1\} = \{x_1, x_8, x_{10}\}$ is an s -robust FDOC. However, for larger systems, we may need to consider sub-optimal (but feasible) solutions as discussed in Theorem 4.

B. Robustness with respect to link failure

Now, considering the links to be directed, we show how to obtain an l -robust FDOC for the system.

The set of sensitive links corresponding to \mathcal{S} , as we defined in Section IV-B1, consists of 5 elements, given by $\mathcal{L}_{1,5}^{(d)}$, $\mathcal{L}_{5,7}^{(d)}$, $\mathcal{L}_{6,2}^{(d)}$, $\mathcal{L}_{7,10}^{(d)}$, and $\mathcal{L}_{3,1}^{(d)}$.

For those sensitive links, the back-ups sets (see (17)-(18)) are given by $\Theta_{\mathcal{S}} = \{\Theta_{\mathcal{S}}^1, \Theta_{\mathcal{S}}^2, \dots, \Theta_{\mathcal{S}}^5\}$, where $\Theta_{\mathcal{S}}^1 = \{\{x_1\}\}$, $\Theta_{\mathcal{S}}^2 = \{\{x_5\}\}$, $\Theta_{\mathcal{S}}^3 = \{\{x_6\}\}$, $\Theta_{\mathcal{S}}^4 = \{\{x_6, x_7\}\}$, and $\Theta_{\mathcal{S}}^5 = \{\{x_3\}\}$.

Invoking Theorem 6, we observe that there exist five sensitive links, hence $\mathcal{I} = \{1, \dots, 5\}$, and the covering sets (see (19)) are given by $\mathcal{V}_1^l = \{1\}$, $\mathcal{V}_3^l = \{6\}$, $\mathcal{V}_5^l = \{2\}$, $\mathcal{V}_6^l = \{3, 4\}$, $\mathcal{V}_7^l = \{4\}$, and the others are empty.

As a result, we constructed a set covering problem as proposed in Theorem 6, with the universal set \mathcal{I} , and the covering sets \mathcal{V}_i^l , for $i \in \{1, \dots, 10\}$. Similarly, in this example, we can readily identify that $\{\mathcal{V}_i^l\}_{i \in \{1, 3, 5, 6\}}$ is an optimal solution to the set covering problem in Theorem 6, which implies that $\mathcal{S}^* = \mathcal{S} \cup \{x_1\} = \{x_1, x_3, x_5, x_6, x_8, x_{10}\}$ is an l -robust FDOC. However, for larger systems, we may need to consider sub-optimal (but feasible) solutions as discussed in Theorem 7.

VI. CONCLUSIONS AND FURTHER RESEARCH

In this paper, we addressed the problem of deploying the minimum number of dedicated sensors that ensure a network of interconnected linear dynamical systems to be structurally observable under disruptive scenarios. The disruptive scenarios considered are: (i) the malfunction/loss of one arbitrary sensor, and (ii) the failure of connection (either directed or undi-

rected) between a pair of dynamical devices in an interconnected dynamical system. Due to the combinatorial nature of the problem, we proposed a two step approach. First, we achieve an arbitrary minimum sensor placement configuration ensuring structural observability. Secondly, we develop a sequential process to find the minimum number of additional sensors required for robust observability with respect to arbitrary sensor/link failure. This step can be solved by recasting it as a (weighted) set covering problem, for which sub-optimal solutions can be determined in polynomial-time and with optimality guarantees. Nevertheless, we show that the sensor placement considered in the first step may influence the size of the optimal result that we achieve in the second step.

Future research consists of considering disruptive scenarios where multiple failures at the same time can occur.

VII. APPENDIX

Proof of Theorem 2:

To prove that \mathcal{P}'_s is NP-hard, we need to provide a reduction from an NP-hard problem to \mathcal{P}'_s . Intuitively, it would mean that if a solution to general instances of \mathcal{P}'_s can be efficiently obtained, we would also obtain an efficient (polynomial) solution to any instance of the NP-hard problem. Therefore, consider the set covering problem with universal set $\mathcal{U} = \{1, \dots, p\}$ and a finite collection of k sets $\mathcal{C}_i \subset \mathcal{U}$ with $i \in \mathcal{J} = \{1, \dots, k\}$. In addition, consider the reduction proposed in Fig. 6, where an instance of the set covering problem with input $(\mathcal{C}_1, \dots, \mathcal{C}_k; \mathcal{U})$ is written as an instance to \mathcal{P}'_s , with input $\bar{A}(\mathcal{C}_1, \dots, \mathcal{C}_k; \mathcal{U})$.

Notice that \mathcal{S}^s is an s -robust FDOC only if it contains two state variables from the non-bottom linked SCC, i.e., two state variables out of $\{x_{p+k+1}, x_{p+k+2}, x_{p+k+3}\}$. In addition, $\mathcal{S}^s \setminus \{x\}$, with $x \in \mathcal{S}^s$, has to contain a set of left-unmatched vertices $\mathcal{U}_L(M)$ associated with some maximum matching M . Due to the sparse nature of $\bar{A}(\mathcal{C}_1, \dots, \mathcal{C}_k; \mathcal{U})$, it follows that a set of left-unmatched vertices associated with a maximum matching can be characterized in closed form. More precisely, let $\mathcal{U}_L^1 = \{x_1, \dots, x_p, x_{p+k+1}, x_{p+k+4}\}$ and $\mathcal{U}_L^2 = \{x_1, \dots, x_p, x_{p+k+1}, x_{p+k+2}\}$ be two sets of left-unmatched vertices and $\mathcal{R}_i = \{x_j : x_i \text{ reaches } x_j\}$ be the set of state variables reachable from x_i (including itself), then any set of left-unmatched vertices is given by $\mathcal{U}_L^1 \setminus \{x_l\} \cup \{r\}$ or $\mathcal{U}_L^2 \setminus \{x_l\} \cup \{r\}$, where $x_l \in \mathcal{U}_L$ and $r \in \mathcal{R}_l \setminus (\mathcal{U}_L \cup \{x_{p+k+2}\})$. Consequently, a minimum s -robust FDOC has to contain x_{p+k+1} and x_{p+k+3} to ensure that two state variables from the non-bottom linked SCC are chosen, and such that they can account for one state

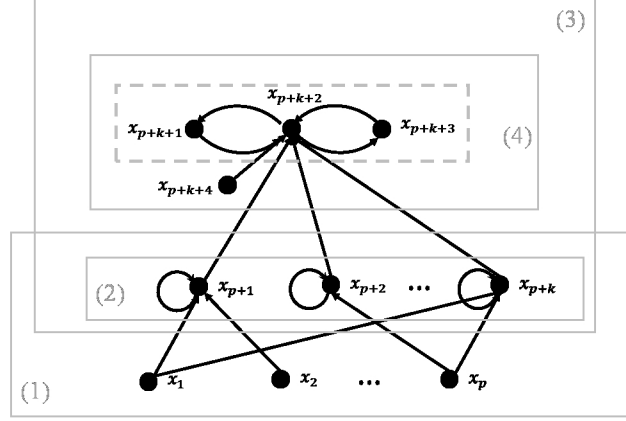


Fig. 6. This figure depicts the state digraph $\mathcal{D}(\bar{A}(\mathcal{C}_1, \dots, \mathcal{C}_k; \mathcal{U}))$ with one non-bottom linked SCC with its vertices enclosed in the dashed box. Further, x_i ($i = 1, \dots, p$) are associated with the elements in the universal set, and x_{p+j} ($j = 1, \dots, k$) with the sets in the set covering problem. In addition, the $(p+k+4) \times (p+k+4)$ matrix $\bar{A}(\mathcal{C}_1, \dots, \mathcal{C}_k; \mathcal{U})$ can be defined as follows: (1) $\bar{A}_{p+j,i} = 1$ if $i \in \mathcal{C}_j$; (2) $\bar{A}_{p+j,p+j} = 1$ for $j = 1, \dots, k$; (3) $\bar{A}_{p+k+2,p+j} = 1$ for $j = 1, \dots, k$; (4) $\bar{A}_{p+k+2,p+k+1} = \bar{A}_{p+k+1,p+k+2} = \bar{A}_{p+k+3,p+k+2} = \bar{A}_{p+k+2,p+k+3} = \bar{A}_{p+k+2,p+k+4} = 1$; and zero otherwise.

variable in any left-unmatched vertices set; in other words, if the choice included x_{p+k+2} , then an additional state variable would be required to be included in an s -robust FDOC. Further, from the description of the left-unmatched vertices sets, it follows that \mathcal{S}^s has to contain the minimum collection of state variables in $\mathcal{R}_l \setminus (\mathcal{U}_L \cup \{x_{p+k+2}\})$ among $l \in \{1, \dots, p\}$. Hence, because of the reduction provided in Fig. 6, it follows that we could retrieve the solution to the set covering problem $(\mathcal{C}_1, \dots, \mathcal{C}_k; \mathcal{U})$. Thus, \mathcal{P}'_s is NP-hard. \diamond

Proof of Lemma 1: It suffices to verify that $\mathcal{S}^* - \{x\}$ is a FDOC for all $x \in \mathcal{S}^*$. To this end, we consider the following two cases: (i) if $x \in \mathcal{S}^* - \mathcal{S}(M)$, then $\mathcal{S}(M) \subset (\mathcal{S}^* - \{x\})$, and because $\mathcal{S}(M)$ is a FDOC, $\mathcal{S}^* - \{x\}$ is also a FDOC; (ii) if $x \in \mathcal{S}(M)$, say $x = x_{\tau_i}$, it follows that $\bigcup_{j \in \mathcal{J}} \mathcal{Z}_j \subset (\mathcal{S}^* - \{x\})$. Further, by definition of set covering and \mathcal{V}_j^s 's in (11)-(12), there exists $j^* \in \mathcal{J}$, such that $i \in \mathcal{V}_{j^*}^s$, and $\mathcal{Z}_{j^*} \in \Omega_{\mathcal{S}}^i$. In other words, there exists a set of state variable(s) $\mathcal{Z}_{j^*} \subset (\mathcal{S}^* - \{x\})$, such that $\{\mathcal{S}(M) - \{x\}\} \cup \mathcal{Z}_{j^*} = \{\mathcal{S}(M) - \{x_{\tau_i}\}\} \cup \mathcal{Z}_{j^*}$ is a FDOC (by definition of $\Omega_{\mathcal{S}}^i$ in (8)-(9)). Hence, $\mathcal{S}^* - \{x\}$ is a FDOC. \blacksquare

Proof of Theorem 3: To prove this, we need to verify: 1) \mathcal{S}^* is an s -robust FDOC; 2) there is no other s -robust FDOC \mathcal{S}' , with $\mathcal{S} \subset \mathcal{S}'$, such that $|\mathcal{S}'| < |\mathcal{S}^*|$. Condition 1) holds by

Lemma 1, so we only need to verify 2). We prove 2) by contradiction: assume that there exists an s -robust FDOC \mathcal{S}' , with $\mathcal{S}(M) \subset \mathcal{S}'$, such that $|\mathcal{S}'| < |\mathcal{S}^*|$. By definition of the sets \mathcal{V}_j^s and the associated cost c_j in (11)-(13), there exists a set $\mathcal{J}' \subset \{1, \dots, N\}$ associated with $\mathcal{S}' \setminus \mathcal{S}$ such that $\mathcal{I} \subset \bigcup_{j \in \mathcal{J}'} \mathcal{V}_j^s$, and $\sum_{k \in \mathcal{J}'} c_k < \sum_{k \in \mathcal{J}^*} c_k$. This contradicts the fact that $\mathcal{J}^* = \arg \min_{\mathcal{J} \subset \{1, \dots, N\}} \sum_{k \in \mathcal{J}} c_k$. As a result, $\bigcup_{j \in \mathcal{J}^*} \mathcal{Z}_j$ is the minimal set of back-ups for $\mathcal{S}(M)$, and the result follows. ■

Proof of Theorem 4: A (minimal) FDOC $\mathcal{S}(M)$ can be efficiently determined using a polynomial complexity algorithm [6], with time complexity bounded by $\mathcal{O}(|\mathcal{X}|^3)$. Similarly, computing each set of $\Omega_{\mathcal{S}}^i$ for $i = 1, \dots, m$ has a time complexity bounded by $\mathcal{O}(|\mathcal{X}|^4)$. As a result, the complexity of computing $\Omega_{\mathcal{S}}^i$ for all $i = 1, \dots, m$ is bounded by $\mathcal{O}(|\mathcal{X}|^5)$. Also, each set of $\Omega_{\mathcal{S}}^i$ for $i = m+1, \dots, p$ can be determined with a time complexity of $\mathcal{O}(|\mathcal{X}|)$. Hence, the complexity of determining $\Omega_{\mathcal{S}}^i$ for all $i = m+1, \dots, p$ is bounded by $\mathcal{O}(|\mathcal{X}|^2)$. Remark that \mathcal{V}_i^s can be efficiently implemented in at most $\mathcal{O}(|\mathcal{X}|^3)$ since it consists in verifying if each of the $|\mathcal{Z}|$ sets ($\frac{|\mathcal{X}|(|\mathcal{X}|+1)}{2}$ in total) belongs to at most $|\mathcal{X}|$ sets of $\Omega_{\mathcal{S}}^i$'s. Thus, we can construct the corresponding weighted set covering with complexity $\mathcal{O}(|\mathcal{X}|^5)$. Further, for the weighted set covering problem we constructed, the size of the universal set is bounded by $\mathcal{O}(|\mathcal{X}|)$, and the number of cover sets is bounded by $\mathcal{O}(|\mathcal{X}|^2)$, which leads to our conclusion about the complexity of computing a sub-optimal set covering with the approximation algorithm. To sum up, the previous discussion leads to the result about the complexity of our approximation algorithm in Theorem 4.

By considering the greedy heuristic algorithm for the weighted set covering problem [37], we obtain a performance ratio of $H(d)$, where d is the size of the largest cover set. Thus, the solution obtained with the proposed method achieves a performance ratio of $H(p)$ where p is the size of the universal set. In addition, we use the fact that the algorithm in [37] has computation complexity bounded by $\mathcal{O}(p \times N)$, where N represents the number of cover sets.

Moreover, if we obtain an approximation of the set covering \mathcal{J}' computed by the algorithm of [37], then $\mathcal{S}' = \bigcup_{j \in \mathcal{J}'} \mathcal{Z}_j \cup \mathcal{S}$ is an s -robust FDOC for $\mathcal{D}(\bar{A})$, according to Lemma 1. ■

Proof of Theorem 5:

We provide a similar reduction to that in Theorem 2; more precisely, consider the reduction proposed in Fig. 7, where an instance of the set covering problem with input $(\mathcal{C}_1, \dots, \mathcal{C}_k; \mathcal{U})$ is written as an instance to \mathcal{P}'_l , with input $\bar{A}(\mathcal{C}_1, \dots, \mathcal{C}_k; \mathcal{U})$.

Now, notice that \mathcal{S}^l is an l -robust FDOC only if it contains state variables $\mathcal{U}_L \equiv \{x_{p+2k+1}, x_{p+2k+2}\}$ that is the set of left-unmatched vertices associated with any maximum matching of the state

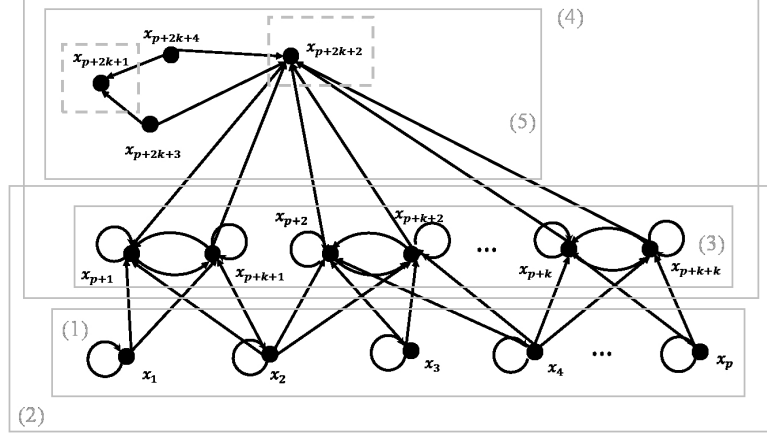


Fig. 7. This figure depicts the state digraph $\mathcal{D}(\bar{A}(\mathcal{C}_1, \dots, \mathcal{C}_k; \mathcal{U}))$ with two non-bottom linked SCCs with its vertices enclosed in the two dashed boxes. Further, x_i ($i = 1, \dots, p$) are associated with the elements in the universal set, and x_{p+j}, x_{p+k+j} ($j = 1, \dots, k$) with the sets in the set covering problem. In addition, the $(p+2k+4) \times (p+2k+4)$ matrix $\bar{A}(\mathcal{C}_1, \dots, \mathcal{C}_k; \mathcal{U})$ can be defined as follows: (1) $\bar{A}_{i,i} = 1$ for $i = 1, \dots, p$ (2) $\bar{A}_{p+j,i} = 1$, and $\bar{A}_{p+k+j,i} = 1$ if $i \in \mathcal{C}_j$; (3) $\bar{A}_{p+j,p+j} = 1$ and $\bar{A}_{p+k+j,p+k+j} = 1$ for $j = 1, \dots, k$; (4) $\bar{A}_{p+2k+2,p+j} = 1$ and $\bar{A}_{p+2k+2,p+k+j} = 1$ for $j = 1, \dots, k$; (5) $\bar{A}_{p+2k+1,p+2k+3} = \bar{A}_{p+2k+1,p+2k+4} = \bar{A}_{p+2k+2,p+2k+3} = \bar{A}_{p+2k+2,p+2k+4} = 1$; and zero otherwise.

bipartite graph. Further, \mathcal{U}_L consists of a state variable from each non-bottom linked SCC. As a result, \mathcal{U}_L is the only min-FDOC of $\bar{A}(\mathcal{C}_1, \dots, \mathcal{C}_k; \mathcal{U})$. In addition, only links $\{(x_i, x_i) : i \in \mathcal{U}\}$ are sensitive links with respect to \mathcal{U}_L ; in particular, $\mathcal{U}'_L = \mathcal{U}_L \cup \{x_i\}$ is the set of left-unmatched vertices associated with some maximum matching associated with the corrupted bipartite graph $\mathcal{B}(\bar{A}_{-(i,i)}^{(d)})$. Due to the sparse nature of $\bar{A}(\mathcal{C}_1, \dots, \mathcal{C}_k; \mathcal{U})$, we can characterize all possible sets of left-unmatched vertices associated with a maximum matching of the corrupted bipartite graph. More precisely, let $\mathcal{R}_i = \{x_j : \text{exists a direct path from } x_i \text{ to } x_j\}$ be the set of state variables reachable from x_i (including itself) in $\bar{A}(\mathcal{C}_1, \dots, \mathcal{C}_k; \mathcal{U})$, then any set of left-unmatched vertices associated with the corrupted bipartite graph after the failure of sensitive link $\{(x_i, x_i)\}$ is given by $\{x_{p+2k+1}, x_{p+2k+2}\} \cup \{r\}$, where $r \in \mathcal{R}_i \setminus \{x_{p+2k+2}\}$. Consequently, from the description of the left-unmatched vertices sets, it follows that \mathcal{S}^l has to contain the minimum collection of state variables in \mathcal{R}_i among $i \in \{1, \dots, p\}$, where due to symmetry choosing x_{p+i} or x_{p+k+i} leads to the same results. Hence, because of the reduction provided in Fig. 7, it follows that we would be retrieving the solution to the set covering problem $(\mathcal{C}_1, \dots, \mathcal{C}_k; \mathcal{U})$. Thus, \mathcal{P}'_l is NP-hard. ■

Proof of Lemma 2: According to Theorem 1, $\mathcal{S}(M)$ is a FDOC of $\mathcal{D}(\bar{A}_{-(i,j)})$ if and only if there exists a maximum matching $M^{*'} of \mathcal{B}_S^{ij} such that $\mathcal{S}(M)$ contains the set of left-unmatched vertices of $M^{*'}$, and in $\mathcal{S}(M)$ there exists at least one state variable per each non-bottom linked SCC of $\mathcal{D}(\bar{A}_{-(i,j)})$. By definition of sensitive links, $\mathcal{L}_{i,j}^{(d)}$ is a not sensitive link with respect to $\mathcal{S}(M)$ if and only if $\mathcal{S}(M)$ is a FDOC for $\mathcal{D}(\bar{A}_{-(i,j)}^{(d)})$. Hence, the result is established. ■$

Proof of Theorem 6: Similar to Theorem 3, by considering the sensitive links and the sets (17)-(18) for the minimum set covering problem. ■

Proof of Theorem 7: Similar to Theorem 4, by considering the sensitive links and the sets (17)-(18) for the minimum set covering problem. ■

REFERENCES

- [1] Y. Mo, T.-H. Kim, K. Brancik, D. Dickinson, L. Heejo, A. Perrig, and B. Sinopoli, "Cyber-physical security of a smart grid infrastructure," *Proceedings of the IEEE*, vol. 100, no. 1, pp. 195–209, Jan 2012.
- [2] A. A. Cárdenas, S. Amin, and S. Sastry, "Research challenges for the security of control systems," in *Proceedings of the 3rd Conference on Hot Topics in Security*. Berkeley, CA, USA: USENIX Association, 2008.
- [3] F. Pasqualetti, F. Dorfler, and F. Bullo, "Attack detection and identification in cyber-physical systems," *IEEE Transactions on Automatic Control*, vol. 58, no. 11, pp. 2715–2729, Nov 2013.
- [4] A. Atputharajah and T. Saha, "Power system blackouts - literature review," in *2009 International Conference on Industrial and Information Systems (ICIIS)*, Dec 2009, pp. 460–465.
- [5] A. Olshevsky, "Minimal controllability problems," *IEEE Transactions on Control of Network Systems*, vol. 1, no. 3, pp. 249–258, Sept 2014.
- [6] S. Pequito, S. Kar, and A. Aguiar, "A framework for structural input/output and control configuration selection in large-scale systems," *IEEE Transactions on Automatic Control*, vol. PP, no. 99, pp. 1–1, 2015.
- [7] A. Olshevsky, "Minimum input selection for structural controllability," 2014. [Online]. Available: <http://arxiv.org/abs/1407.2884>
- [8] Y. Liu, J. Slotine, and A. Barabasi, "Observability of complex systems," *PNAS*, vol. 110(7), pp. 2460–2465, 2013.
- [9] S. Pequito, G. Ramos, S. Kar, A. P. Aguiar, and J. Ramos, "On the Exact Solution of the Minimal Controllability Problem," *ArXiv e-prints*, 2014.
- [10] T. Summers and J. Lygeros, "Optimal Sensor and Actuator Placement in Complex Dynamical Networks," in *IEEE Conference on Decision and Control*, 2013.
- [11] T. H. Summers, F. L. Cortesi, and J. Lygeros, "On Submodularity and Controllability in Complex Dynamical Networks," *ArXiv e-prints*, Apr. 2014.
- [12] V. Tzoumas, M. A. Rahimian, G. J. Pappas, and A. Jadbabaie, "Minimal Actuator Placement with Bounds on Control Effort," *ArXiv e-prints*, Sep. 2014.
- [13] V. Tzoumas, M. A. Rahimian, G. J. Pappas, and A. Jadbabaie, "Minimal Actuator Placement with Optimal Control Constraints," *ArXiv e-prints*, Mar. 2015.
- [14] J.-M. Dion, C. Commault, and J. V. der Woude, "Generic properties and control of linear structured systems: a survey," *Automatica*, vol. 39, no. 7, pp. 1125 – 1144, 2003.

- [15] C. Lin, “Structural controllability,” *IEEE Transactions on Automatic Control*, vol. 3, pp. 201–208, 1974.
- [16] D. D. Siljak, *Large-Scale Dynamic Systems: Stability and Structure*. Dover Publications, 2007.
- [17] K. J. Reinschke, *Multivariable control: a graph theoretic approach*, ser. Lecture Notes in Control and Information Sciences. Springer-Verlag, 1988, vol. 108.
- [18] K. Murota, *Systems Analysis by Graphs and Matroids: Structural Solvability and Controllability (Algorithms and Combinatorics, Vol 3)*. Springer, 1987.
- [19] Y. Liu, J. Slotine, and A. Barabasi, “Controllability of complex networks,” *Nature*, vol. 473, pp. 167–173, 2011.
- [20] S. Pequito, A. P. Aguiar, and S. Kar, “Minimum Cost Input/Output Design for Large Scale Linear Structural Systems,” *ArXiv e-prints*, Jul. 2014.
- [21] X. Liu, S. Pequito, S. Kar, Y. Mo, B. Sinopoli, and A. Aguiar, “Minimum robust sensor placement for large scale linear time-invariant systems: a structured systems approach,” *4th IFAC Workshop on Distributed Estimation and Control in Networked Systems (NecSys)*, pp. 417–424, 2013.
- [22] C. Rech, “Robustness of interconnected systems to structural disturbances in structural controllability and observability,” *International Journal of Control*, vol. 51, no. 1, pp. 205–217, 1990.
- [23] C. Commault, J. M. Dion, and D. H. Trinh, “Observability recovering by additional sensor implementation in linear structured systems,” in *44th IEEE Conference on Decision and Control, 2005 and 2005 European Control Conference*, 2005, pp. 7193–7197.
- [24] C. Commault and J. M. Dion, “Sensor location for diagnosis in linear systems: A structural analysis,” *IEEE Transactions on Automatic Control*, vol. 52, no. 2, pp. 155–169, 2007.
- [25] T. Boukhobza, F. Hamelin, and C. Simon, “Partial state observability recovering for linear systems by additional sensor implementation,” *Automatica*, vol. 50, no. 3, pp. 858 – 863, 2014.
- [26] C. Commault and J.-M. Dion, “Input addition and leader selection for the controllability of graph-based systems,” *Automatica*, vol. 49, no. 11, pp. 3322 – 3328, 2013.
- [27] T. H. Do, C. Commault, and J. M. Dion, “Sensor classification for observability of structured systems,” in *Proceedings of 7th Workshop on Advanced Control and Diagnosis*, 2009.
- [28] V. Pichai, M. E. Sezer, and D. D. Šiljak, “Vulnerability of dynamic systems,” *International Journal of Control*, vol. 34, no. 6, pp. 1049–1060, 1981.
- [29] B. Wang, L. Gao, Y. Gao, and Y. Deng, “Maintain the structural controllability under malicious attacks on directed networks,” *EPL (Europhysics Letters)*, vol. 101, no. 5, p. 58003, 2013.
- [30] J. Ruths and D. Ruths, “Robustness of network controllability under edge removal,” in *Complex Networks IV*, ser. Studies in Computational Intelligence, G. Ghoshal, J. Poncela-Casasnovas, and R. Tolksdorf, Eds. Springer Berlin Heidelberg, 2013, vol. 476, pp. 185–193.
- [31] M. A. Rahimian and A. G. Aghdam, “Structural controllability of multi-agent networks: Robustness against simultaneous failures,” *Automatica*, vol. 49, no. 11, pp. 3149 – 3157, 2013.
- [32] J. M. Dion, C. Commault, and J. V. der Woude, “Characterization of generic properties of linear structured systems for efficient computations,” *Kybernetika*, vol. 38, pp. 503–520, 2002.
- [33] T. H. Cormen, C. Stein, R. L. Rivest, and C. E. Leiserson, *Introduction to Algorithms*, 2nd ed. McGraw-Hill Higher Education, 2001.
- [34] V. Vazirani, *Approximation Algorithms*. Springer-Verlag, 2001.

- [35] D. S. Hochbaum, “Approximation algorithms for the set covering and vertex cover problems,” *SIAM Journal on Computing*, vol. 11(3), pp. 555–556, 1982.
- [36] M. A. Astrand and J. Suomela, “Fast distributed approximation algorithms for vertex cover and set cover in anonymous networks,” *Proceedings of the 22nd ACM symposium on Parallelism in algorithms and architectures*, pp. 294–302, 2010.
- [37] V. Chvatal, “A greedy heuristic for the set-covering problem,” *Mathematics of Operations Research*, vol. 4(3), pp. 233–235, 1979.