

Supplemental Material: Effects of inertia on the steady-shear rheology of disordered solids

Alexandre Nicolas[§], Jean-Louis Barrat
LIPhy, Université Grenoble-Alpes & CNRS, F-38000 Grenoble, France

Jörg Rottler[§] ([§]: equal contribution)
*Department of Physics and Astronomy, The University of British Columbia,
6224 Agricultural Road, Vancouver, British Columbia V6T 1Z4, Canada*

I. VELOCITY AUTOCORRELATION FUNCTIONS

Figure 1 presents the transverse velocity autocorrelation functions for different damping strengths, in the quiescent system.

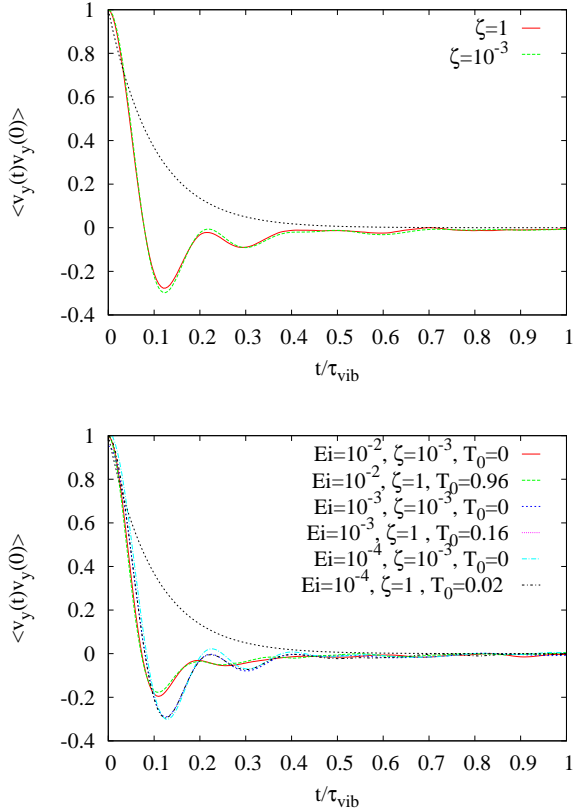


FIG. 1. Transverse velocity autocorrelation functions for particle mass $m = 1$ and different damping magnitudes ζ in (top) quiescent systems, *i.e.*, $E_i = 0$, at $T_0 = 0.16$ and (bottom) sheared systems, with E_i and T_0 as indicated in the legend. Note that the values of T_0 used for the flows at $\zeta = 1$ were chosen to match the kinetic temperatures of the strongly underdamped flows ($\zeta = 10^{-3}$) at the same rescaled shear rate E_i . The dashed black line is an envelope fit with the function $\exp(\frac{-t}{0.1\tau_{\text{vib}}})$

II. KINETIC ENERGY DISTRIBUTIONS

Figure 2 presents the distribution of the kinetic energies among the particles in the system.

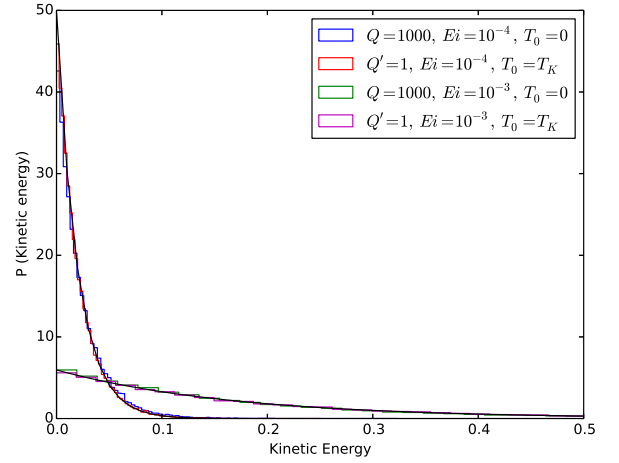


FIG. 2. Distribution of the kinetic energies $e_K = \frac{1}{2}mv_i^2$ of the individual particles in the athermal and thermostatted systems (as indicated in the legend). Solid black lines are fits to Boltzmann distributions $\propto e^{-e_K/T_K}$

III. ROBUSTNESS OF OUR FINDINGS: TEST OF A DIFFERENT THERMOSTAT

To test the robustness of our results, we substitute a Langevin thermostat for the Dissipative Particle Dynamics scheme used in the main text. Figure 3 proves that, for low enough damping strength, the athermal Langevin flow curve also becomes nonmonotonic, with a rate-weakening region. More importantly, the thermostating procedure described in the main text is also operational here, as evidenced in the figure. This confirms the connection between the underdamped rheology and the extent of kinetic heating.

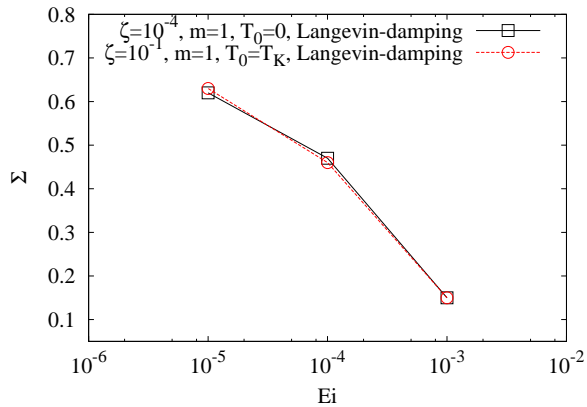


FIG. 3. Flow curves obtained with a Langevin thermostat (*black*) in an underdamped athermal system and (*red*) in the associated (less underdamped) thermostatted system.

IV. QUALITATIVE EXPLANATION FOR THE NONMONOTONIC FLOW CURVES IN THE HIGHLY UNDERDAMPED REGIME

As can be seen in Fig. 2 of the paper, the flow curves at large enough Q are nonmonotonic and thus display a minimum (Ei_m, Σ_m), where Ei is the rescaled shear rate. At this point, using the chain rule,

$$\begin{aligned}
 0 &= \frac{d\Sigma}{dEi} (Ei_m) \\
 &= \left. \frac{\partial \Sigma}{\partial T_K} \right|_{Ei_m} \cdot \frac{dT_K}{dEi} + \left. \frac{\partial \Sigma}{\partial Ei} \right|_{T_K=T_K(Ei_m)},
 \end{aligned}$$

(As a technical detail, note that, in practice, the second partial derivative - at fixed kinetic temperature - can only

be calculated in a system with stronger damping thermostatted to $T_0 = T_K(Ei_m)$). Thus, the presence of a minimum results from a competition between two (antagonistic) effects:

(i) an increase of the sample temperature with the shear-rate, which bends the flow curve downwards

(ii) an intrinsic rate effect at large shear rates, whereby the driving gets so strong that particles no longer remain at the bottom of the energy wells (collisions, etc.).

When Q increases, *i.e.*, when the damping weakens, the temperature effect (i) gets stronger, so that the minimum is expected to be deeper, which is indeed confirmed by Fig. 2 of the main text.

V. DEVIATIONS FROM THE PREDICTED BEHAVIORS OBSERVED AT HIGH KINETIC TEMPERATURES

At high kinetic temperatures T_K (*i.e.*, in particular at large shear rates and/or large values of Q), Figs. 2 and 3 of the main text show that deviations appear from the Chatteraj-Lemaitre formula for the temperature-dependence of the stress (Eq. 3), and, to a much lower extent, from the scaling prediction represented in Fig. 3.

This is not surprising: Chatteraj and Lemaitre explicitly derived their formula in the low-temperature limit, and our scaling prediction was based on the hypothesis that regions yield (undergo a plastic event) at a local stress Σ_0 , whereas, owing to thermal activation, the local stress at yield may be significantly lower at high T_K .

Effects of inertia on the steady-shear rheology of disordered solids

Alexandre Nicolas^{§*} and Jean-Louis Barrat

LIPhy, Université Grenoble-Alpes & CNRS, F-38000 Grenoble, France

Jörg Rottler[§] (§: equal contribution)

*Department of Physics and Astronomy, The University of British Columbia,
6224 Agricultural Road, Vancouver, British Columbia V6T 1Z4, Canada*

We study the finite-shear-rate rheology of disordered solids by means of molecular dynamics simulations in two dimensions. By systematically varying the damping strength ζ in the low-temperature limit, we identify two well defined flow regimes, separated by a thin (temperature-dependent) crossover region. In the overdamped regime, the athermal rheology is governed by the competition between elastic forces and viscous forces, whose ratio gives the Weissenberg number $Wi \propto \zeta \dot{\gamma}$; the macroscopic stress Σ follows the frequently encountered Herschel-Bulkley law $\Sigma = \Sigma_0 + k\sqrt{Wi}$, with yield stress $\Sigma_0 > 0$. In the underdamped (inertial) regime, dramatic changes in the rheology are observed for low damping: the flow curve becomes nonmonotonic. This change is not caused by longer-lived correlations in the particle dynamics at lower damping; instead, for weak dissipation, the sample heats up considerably due to, and in proportion to, the driving. By thermostating more or less underdamped systems, we are able to link quantitatively the rheology to the kinetic temperature and the shear rate, rescaled with Einstein's vibration frequency.

PACS numbers: 47.57.Qk, 83.10.Rs, 83.50.Ax

Inertia matters in liquid flows. Its presence in the Navier-Stokes equations leads to a rich phenomenology that vanishes in the overdamped limit of viscous flow. However, the effect of damping is rarely heeded (let alone analyzed) in the flow of disordered solids, so much so that dense colloidal glasses often serve as model systems for bulk metallic glasses (BMG) [1], even though they are much more strongly damped. Here, we find that reducing the damping can dramatically impact the macroscopic rheology. In the inertial regime, the energy input dwells longer in the particle momenta before its final dissipation into the heat bath, thus facilitating plastic flow. We provide a quantitative account of this effect in terms of simple kinetic heating of the underdamped solid, similar to the one observed experimentally during the operation of shear bands in BMG [2, 3].

The damping regime is not the only line of contrast among disordered solids: atoms in BMG as well as small colloids are heavily influenced by thermal fluctuations whereas grains are quasi-athermal; foam bubbles are deformable whereas some colloids are close to perfect hard spheres. Notwithstanding these contrasting features, virtually all such solids deform similarly, *i.e.*, mostly elastically at small stresses while at larger shear plasticity becomes dominant, with a succession of failures of micro-regions, whose particles rearrange swiftly. These rearrangements are triggered by the loading or facilitated by thermal activation [4, 5] and may interact *via* the long-range elastic deformation that they induce in the surrounding medium [5, 6]. Based on this generic scenario, multiple simplified rheological models have been proposed, generally focusing on the overdamped regime [7–12] (nevertheless, the mesoscale elastic response has

been studied across the damping regimes [13, 14]). To what extent does the presence of inertia alter the picture?

In the quasistatic limit, *i.e.*, at vanishing shear rates $\dot{\gamma}$, recent numerical work by Salerno and Robbins has ascertained that the statistics of avalanches fall into *distinct* universality classes in the overdamped *vs.* underdamped regimes [15, 16]. The difference is best illustrated by considering the complex, rugged Potential Energy Landscape (PEL) in which the system evolves: it climbs up energy barriers in the phases of elastic loading and abruptly slides downhill once the barrier is overcome. For overdamped systems, this descent suffices to dissipate the energy stored during loading, while at lower damping the inertial force may carry the system over several successive barriers. This process is then highly directional in the PEL and strongly correlated in space and time, which renders its modelling quite complex *a priori*. Some *ad hoc* rules to include inertia in lattice-based models have been put forward, such as lowering barriers or yield stresses for a certain time after failure (see [17] and references in [16]) and their impact has been emphasized, but the validity of these descriptions stands on shaky ground.

In this Letter, we focus on the steady-state shear flow of two-dimensional disordered solids at *finite* driving rates and investigate the role of inertia in the vanishing and low temperature limits, with molecular dynamics (MD) simulations. We apply simple shear to the binary Lennard-Jones glass used in Ref. [14]; it comprises 32,500 large (type A) particles and 17,500 small (type B) particles, all of mass m , and has reduced density $\rho = 1.2$. The equations of motion are based on the Dissipative Particle

Dynamics (DPD) scheme [18] and read

$$\begin{cases} \frac{d\mathbf{r}_i}{dt} = \mathbf{v}_i \\ m \frac{d\mathbf{v}_i}{dt} = -\sum_{i \neq j} \frac{\partial \mathcal{V}(r_{ij})}{\partial \mathbf{r}_{ij}} + \mathbf{f}_i^R + \mathbf{f}_i^D. \end{cases} \quad (1)$$

Here, $\mathbf{r}_{ij} \equiv \mathbf{r}_i - \mathbf{r}_j$ and $\mathcal{V}(r_{ij})$ is the interaction potential between particles i and j . The DPD forces $\mathbf{f}_i^{R,D}$ involve a cutoff function $w(r) \equiv 1 - \frac{r}{r_c}$ if $r < r_c \equiv 2.5\sigma_{AA}$ and 0 otherwise; $\mathbf{f}_i^R \equiv s \sum_{j \neq i} w(r_{ij}) \theta_{ij} \frac{\mathbf{r}_{ij}}{r_{ij}}$ is a stochastic force, based on the Gaussian white noise θ_{ij} [18] and due to the coupling to a heat bath maintained at temperature T_0 and $\mathbf{f}_i^D \equiv -\zeta \sum_{j \neq i} w^2(r_{ij}) \frac{\mathbf{v}_{ij} \cdot \mathbf{r}_{ij}}{r_{ij}^2} \mathbf{r}_{ij}$ is a damping force depending on the relative velocities $\mathbf{v}_{ij} \equiv \mathbf{v}_i - \mathbf{v}_j$. The strength $s = 2\zeta k_B T_0$ of the coupling to the reservoir depends on the damping strength ζ and T_0 , and is maintained even if the system departs from thermal equilibrium. In the following, ζ , m , and T_0 shall be varied, while the particle interactions are kept constant.

The equations of motion, Eqs. 1, are integrated on GPU with the velocity Verlet algorithm. They involve forces deriving from four types of stresses:

- (i) the elastic stress, of order $\Sigma_A \equiv \frac{\epsilon_{AA}}{\sigma_{AA}^2} \equiv 1$,
- (ii) the viscous stress, of order $\eta \dot{\gamma}$, where $\eta \approx \zeta$ [14] is the microscopic viscosity,
- (iii) the inertial pressure, which, in a Bagnold-like picture [19], involves momentum transfers of order $m\sigma_{AA}\dot{\gamma}$ at a rate $\propto \dot{\gamma}$, and is thus proportional to $m\dot{\gamma}^2$, and
- (iv) the thermal pressure resulting from stochastic forces of magnitude $\sqrt{\zeta T_0}$.

Their relative magnitudes are quantified by dimensionless numbers that characterize the flow regime. In particular, the importance of viscosity with respect to elasticity is measured by the Weissenberg number,

$$\text{Wi} \equiv \tau_{\text{diss}} \dot{\gamma} \text{ with } \tau_{\text{diss}} \equiv \frac{\zeta}{\Sigma_A},$$

and the ratio of inertial over elastic stresses is given by Ei^2 , where

$$\text{Ei} \equiv \tau_{\text{vib}} \dot{\gamma} \text{ with } \tau_{\text{vib}} \equiv \sqrt{\frac{m}{\Sigma_A}}.$$

In conjunction with T_0 , Wi and Ei fully characterize the flow. Nevertheless, to describe the damping regime of flow curves, irrespective of the shear rate, it is convenient to also introduce

$$\text{Q} \equiv \frac{\text{Ei}}{\text{Wi}} = \frac{\sqrt{m\Sigma_A}}{\zeta} = \frac{\tau_{\text{damp}}}{\tau_{\text{vib}}} \text{ with } \tau_{\text{damp}} \equiv \frac{m}{\zeta};$$

if Eq. 1 is assimilated to a damped second-order harmonic oscillator, Q is the (inertial) quality factor, *i.e.*, the number of inertial oscillations in the damping time.

Our numerical data confirm the relevance of such dimensional analysis: Figures 1 and 2 prove that, at $T_0 = 0$,

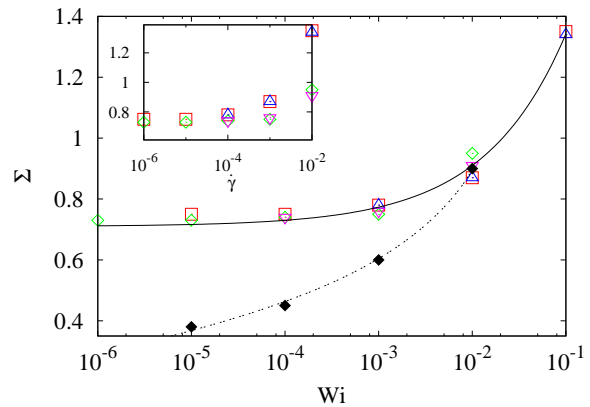


FIG. 1. Athermal flow curves $\Sigma(\text{Wi}, T_0 = 0)$ in the overdamped regime $\text{Q} \lesssim 1$, for various combinations $[\zeta, m]$: $[\zeta = 1, m = 1]$ (\diamond), $[10, 1]$ (\square), $[10, 0.1]$ (\triangle), and $[1, 0.1]$ (∇). The solid line represents Eq. 2. A flow curve at $T_0 = 0.2$, $\text{Q} = 1$ $[1, 1]$ (\blacklozenge) is also shown. The thin dashed line is a best fit to Eq. 3. Inset: Σ vs. $\dot{\gamma}$.

the dependences of the macroscopic shear stress Σ on ζ , m , and $\dot{\gamma}$ can be condensed into a dependence on the pair (Q, Wi) , or equivalently (but more conveniently when $\text{Q} \gg 1$) (Q, Ei) .

Overdamped dynamics. Let us start by investigating the fully overdamped (Brownian or athermal) limit $\text{Q} \rightarrow 0$. In the absence of inertia, $\dot{\gamma}$ is best rescaled as Wi . At $T_0 = 0$, the flow curve, plotted in Fig. 1, is very well described by the Herschel-Bulkley law

$$\Sigma(\text{Wi}, T_0 = 0) = 0.72 + 2\sqrt{\text{Wi}}. \quad (2)$$

Interestingly, this description remains very good at finite values of Q , up to $\text{Q} \approx 1$. Thus, for all $\text{Q} \leq 1$, the macroscopic rheology is exclusively governed by the competition between elastic and viscous forces.

Leaving the athermal regime, we observe that imposing a finite bath temperature $T_0 > 0$ leads to a decrease of Σ at all shear rates. Regardless of the damping regime, this thermal effect is explained by the premature occurrence of plastic rearrangements owing to thermal activation: the system at $T_0 > 0$ hops over saddle-node points in the PEL before the effective potential barriers have completely flattened under the influence of the driving, which interrupts the elastic accumulation of strain; hence the lower macroscopic stress [20, 21].

Perhaps less expectedly, we also find a narrowing of the overdamped regime with T_0 , that is, the quality factor $\text{Q}_c(T_0)$ marking the departure from the scaling with Wi decreases with T_0 (our data suggest $\text{Q}_c(T_0 = 0) \approx 1$ whereas $\text{Q}_c(T_0 = 0.2) < 1$ but do not allow for greater accuracy). A rather general explanation consists in alluding to the excitation of higher-frequency modes at higher temperature, these modes having larger specific quality factors Q , or to the faster thermalization of the system

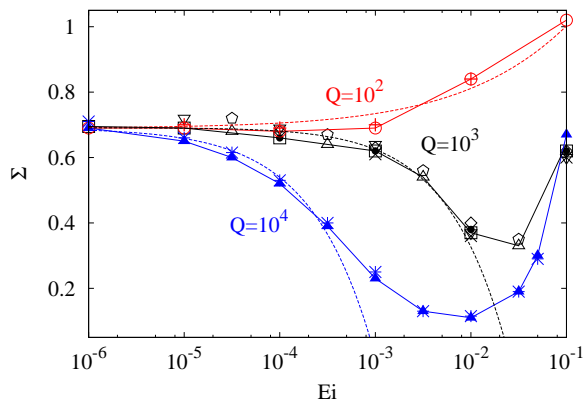


FIG. 2. Flow curves $\Sigma(Q, Ei, 0)$ of athermal underdamped systems and $\Sigma(Q', Ei, T_K(Q, Ei))$ of their thermostatted counterparts (*see text*). Symbols are listed in Table I. Thin dashed lines are the best fit to Eq. 3, $\Sigma = 0.69 + 2\sqrt{Ei} - 0.17T_K^{2/3} \ln\left(\frac{0.4T_K^{5/6}}{Ei}\right)^{2/3}$, where $T_K = 0.15Q \cdot Ei$.

(*see below*).

Inertial dynamics. On increasing Q , past a small crossover region around $Q_c(T_0)$, one enters the underdamped regime, where the rheology is *a priori* described by the triplet (Q, Ei, T_0) . What role does the inertial quality factor Q play in that regime?

In fact, at low damping, Q can no longer be interpreted as the number of not-too-damped inertial oscillations within a particle's cage. Indeed, localized excitations spread in the glass and, owing to nonlinearities, thermalize: their energy is redistributed across the whole vibrational spectrum. This process occurs over a time τ_{th} and expedites the decorrelation of the excitations when the velocity damping time m/ζ becomes longer than τ_{th} . As a result, the velocity autocorrelation functions, which reflect single-particle dynamics, gain independence from Q , in the quiescent system at $T_0 > 0$ (in Fig. 1 of the Supplementary Material (SM), we observe $\tau_{th} \approx 0.1\tau_{vib}$ at $T_0 = 0.16$). Thus, one is lured into thinking that the underdamped rheology is insensitive to Q , in the same way as the equilibrium properties of liquids computed with MD are independent of the (weak) damping [18, 22].

Contrary to this thought, the underdamped flow curves, plotted in Fig. 2, exhibit dramatic changes at large Q (and low T_0), as they become nonmonotonic!

Clearly, the insensitivity to Q was a fallacy. In fact, this parameter also controls energy dissipation in the system. When the damping is too weak compared to the energy input, the system heats up and strongly departs from thermal equilibrium with the heat reservoir at T_0 . This is not a numerical artifact: in experiments on sheared granular matter, the “granular temperature” differs from room temperature [23]; temperature rises have also been borne out experimentally in shear bands in

Q	Q'	ζ	m	T_0	symbol
10^2		10^{-2}	1	0	\circ
	10	0.1	1	$T_K(Q = 10^2, Ei)$	$+$
10^3		10^{-3}	1	0	\square
10^3		10^{-2}	100	0	\bullet
10^3		$3 \cdot 10^{-4}$	0.1	0	\triangle
	1	1	1	$T_K(Q = 10^3, Ei)$	∇
	1	10	100	$T_K(Q = 10^3, Ei)$	\diamond
	1	0.3	0.1	$T_K(Q = 10^3, Ei)$	\circlearrowleft
	10	0.1	1	$T_K(Q = 10^3, Ei)$	\times
10^4		10^{-4}	1	0	\blacktriangle
	1	1	1	$T_K(Q = 10^4, Ei)$	$*$

TABLE I. Parameters and symbols used in Figs. 2 and 3. Inertial quality factors are denoted Q' , instead of Q , for the thermostatted systems (*see text*).

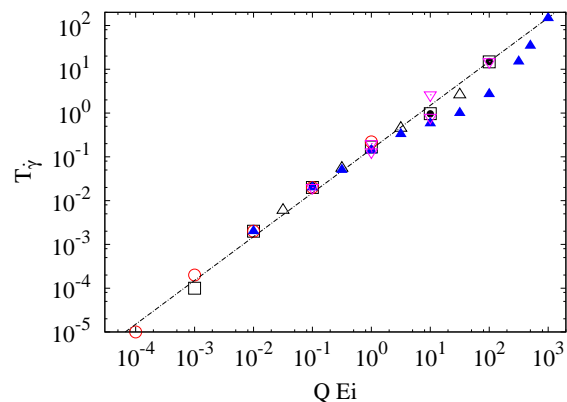


FIG. 3. Shear contribution $T_\gamma = T_K - T_0$ to the kinetic temperature measured in underdamped samples *vs.* $Q Ei$. (∇) Data at $T_0 = 0.2$. The line represents $T_\gamma = 0.15 \cdot Q \cdot Ei$.

compressed BMG [2, 3] (incidentally, note that a negative rate-dependence of the stress, known as “rate-weakening”, has also been reported in these materials [24]). For “dry” systems, heat is actually removed *faster* in simulations than in experiments, where its extraction must proceed through the boundaries [25]. Besides, nonmonotonic flow curves are not a marginal effect of the DPD thermostat; they were also observed by Salerno with a weak Langevin thermostat (*see Fig. 2.3 of Ref. [26]*).

Taking into account the heating of the sample, we propose to substitute, in the triplet (Q, Ei, T_0) , the reservoir temperature T_0 with the actual kinetic temperature of the sample, $T_K \equiv \frac{1}{2N} \sum_{i=1}^N m v_i^2$. To assess the contribution T_γ of the driving to T_K , we assume that the kinetic energy is mainly generated by plastic rearrangements, during which the elastic energy $\frac{1}{2\rho} \sum_0 \gamma_y$ per particle is first converted into kinetic energy and then gradually dissipated, over a timescale $\tau_{damp} \equiv m/\zeta$ in the underdamped regime. Thus, the density of simultaneous events

is $m/\zeta \cdot \dot{\gamma}/\gamma_y$, and we arrive at

$$T_{\dot{\gamma}} \approx \left(\frac{1}{2\rho} \Sigma_0 \gamma_y \right) \frac{m\dot{\gamma}}{\zeta\gamma_y} \approx \frac{\Sigma_0}{2\rho} \cdot Q \cdot \text{Ei}.$$

The scaling law with $Q \cdot \text{Ei}$ is in very good agreement with the numerical data at $T_0 = 0$, as shown in Fig. 3, as long as $Q \gg 1$ (see Section V of SM for a tentative rationalization of the slight deviations). The predicted (0.29) and measured (0.15) prefactors differ by a factor of 2 precisely, probably because the released energy is actually equipartitioned between the kinetic and elastic degrees of freedom, as for a harmonic oscillator. Furthermore, we observe a Boltzmann distribution, parametrized by $T_{\dot{\gamma}}$, of kinetic energies among the particles (Fig. 2 of SM), which confirms the status of $T_{\dot{\gamma}}$ as the sample temperature. This is consistent with the “quasi-equilibrium” situation (at T_K) reported by Xu *et al.* in strongly-sheared athermal systems [27]. At finite T_0 , we expect $T_K \approx T_0 + T_{\dot{\gamma}}$, which is entirely compatible with our (limited) dataset (Fig. 3).

Coming back to the underdamped flow curves, Fig. 2 gives ample evidence that the athermal flow curves at any $Q \gg Q_c(0)$ can be quantitatively reproduced by thermostatting a less underdamped (but still inertial) system, at $Q' < Q$, to the shear-rate-dependent temperature $T_K(Q, \text{Ei})$ of the original system; this holds true at $T_0 > 0$ (*data at $T_0 = 0.2$ not shown*). Put differently, $\Sigma(Q, \text{Ei}, T_0)$ collapses onto a master curve $\tilde{\Sigma}(\text{Ei}, T_K(Q, \text{Ei}))$, irrespective of the value of Q . Thus, Q does not impact the underdamped rheology as the inertial quality factor, but only *via* its control of $T_K(Q, \text{Ei})$. It follows that inertial vibrations and thermal fluctuations have an analogous effect on the rheology: both are “agitation” forces that precipitate rearrangements, but the former increase with the shear rate, hence the severe rate-weakening observed in strongly underdamped systems. We should mention that rate-weakening is generally associated with a flow instability leading to shear-banding [28, 29], but here we have not seen any banding of the velocity profiles. We believe that this is due to the rapidity of equilibration through thermal diffusion in small systems, which impedes the coexistence of bands sheared at different rates, thus (here) at distinct temperatures.

Chattoraj *et al.* [21], building on previous work by Johnson and Samwer [20], propounded the following formula for the temperature dependence of the stress,

$$\Sigma(\dot{\gamma}, T_0) = \Sigma(\dot{\gamma}, T_0 = 0) - AT^{2/3} \ln \left(\frac{BT_0^{5/6}}{\dot{\gamma}} \right)^{2/3}, \quad (3)$$

where A and B are adjustable parameters. Substituting T_0 with $T_K = T_0 + 0.15Q \cdot \text{Ei}$ and $\dot{\gamma}$ with Ei in Eq. 3, we obtain predictions in broad agreement with our data, as shown in Fig. 2, as long as the flow remains underdamped and at low enough T_K .

These results do not imply that in underdamped systems inertia can be discarded in favor of temperature. Indeed, the collapse onto $\tilde{\Sigma}(\text{Ei}, T_K(Q, \text{Ei}))$ breaks down for $Q < Q_c(T_0)$, which highlights the operativeness of an inertial mechanism at $Q > Q_c(T_0)$, responsible *e.g.* for the scaling of the inverse attempt frequency (multiplied by $\dot{\gamma}$) with Ei , and not Wi . Still, it is noteworthy that the collapse holds down to values of Q in the crossover region; in particular, systems at $Q = 1$ display a macroscopic rheology close to the fully overdamped one at $T_0 = 0$, while a scan through their higher-temperature response gives access to the strongly underdamped rheology.

In summary, the variations of the macroscopic rheology of a model disordered solid with damping strength ζ (or particle mass m) can be collapsed into two flow regimes. When $Q \equiv \text{Ei}/\text{Wi}$ is smaller than a threshold $Q_c(T_0)$, the system is overdamped. It is widely accepted that foams, concentrated emulsions, and dense colloidal suspensions belong in this regime. At fixed T_0 , in particular $T_0 = 0$, the flow curves only depend on Wi , which proves that the competition between the elastic interactions imposed by the PEL and dissipation forces dominates the rheology of these systems. This is compatible with the rheological models proposed by us and others in [10, 11, 30, 31], but rules out all explanations based on the transverse sound velocity c_s (which affects Ei and Q , but not Wi).

Such explanatory scenarios based on c_s could be valid in the (moderately) underdamped regime, at $Q \gtrsim Q_c(T_0)$. As a noteworthy example, Lemaitre and Caroli [32] suggested the following scenario, later taken up and revised in [33, 34]: avalanches of plastic events spread at speed c_s and their spreading is limited by the driving, which generates independent plastic events. The ensuing incomplete plastic relaxation explains the increasing flow curve. However, the athermal MD system used in [32] appears similar to ours with $Q \approx 0.2 < Q_c(T_0 = 0)$.

For even more strongly underdamped systems, at $Q \gg 10^2$, the flow curve becomes nonmonotonic at low bath temperature. Surprisingly, this transition has never been analyzed before, although the threshold for Q does not seem unrealistically large: a crude estimate for a suspension of frictionless grains (of density ρ and radius a) in a solvent of viscosity η gives $Q \approx \frac{0.1a\sqrt{\rho\Sigma_0}}{\eta}$. We showed that variations in the inertial properties of the material played no role *per se* in the transition; instead, the latter originates from the insufficient energy dissipation at large Q , which causes the sample to heat up (and hence, relax stress) all the more as the driving is fast, with the scaling law $T_{\dot{\gamma}} \propto Q \cdot \text{Ei}$.

This rate-weakening mechanism persists until it is counterbalanced by the standard collisional increase of Σ at high rates; this results in a minimum in the flow curve (see Section IV of SM for a discussion). The mechanism is reminiscent of the one producing a shear-banding instability in the Soft Glassy Rheology (SGR)’s variant proposed by Fielding *et al.* [35]. In SGR, material subunits

possess a (widely distributed) energy barrier for yielding, which decreases as the material is loaded. Yielding is then activated by an effective mechanical temperature x . In the variant of Ref. [35], x is coupled to the local plastic activity and thus increases with the shear rate. In a similar fashion, in the Shear Transformation Zone theory, the strain may localize *via* a coupling between the strain rate and the “configurational disorder temperature” [36]. The major conceptual divergence between these approaches and our observations in severely underdamped systems is the (effective or kinetic) nature of the temperature.

This difference echoes a vast debate in the metallic glass community regarding the origin of the softening of shear bands: does the band persist by softening because of heat production, hence, higher local temperatures, or, perhaps more probably, because of local configurational changes (in free volume or density), while the temperature rise is but a side-effect [2, 3, 25]? Our findings do not contribute to settling this question, but they do certainly call for a clarification of the description of damping in rheological models.

Acknowledgments. We are grateful to Mark Robbins for first mentioning the nonmonotonic inertial flow curves, we acknowledge discussions with Kirsten Martens, Kamran Karimi, and Claus Heussinger. The simulations were carried out using the LAMMPS molecular dynamics software. JLB is supported by Institut Universitaire de France and by grant ERC-2011-ADG20110209.

* Present address: CAB, 8400 S.C Bariloche, Argentina.

- [1] C. P. Amann, M. Ballauff, S. U. Egelhaaf, S. Fritschi, M. Fuchs, M. Krüger, M. Laurati, K. J. Mutch, K. Samwer, M. Siebenbürger, et al., arXiv preprint arXiv:1302.2030 (2013).
- [2] J. Lewandowski and A. Greer, *Nature materials* **5**, 15 (2006).
- [3] Y. Zhang, N. Stelmashenko, Z. Barber, W. Wang, J. Lewandowski, and A. Greer, *Journal of materials research* **22**, 419 (2007).
- [4] P. Schall, D. Weitz, and F. Spaepen, *Science (New York, N.Y.)* **318**, 1895 (2007).
- [5] C. E. Maloney and A. Lemaitre, *Physical Review E* **74**, 016118 (2006).
- [6] J. Chattoraj, C. Caroli, and A. Lemaitre, *Physical Review E* **84**, 011501 (2011).
- [7] V. Bulatov and A. Argon, *Modelling and Simulation in Materials Science and Engineering* **2**, 167 (1994).
- [8] M. L. Falk and J. S. Langer, *Physical Review E* **57**, 7192 (1998).
- [9] P. Sollich, F. Lequeux, P. Hébraud, and M. E. Cates, *Physical Review Letters* **78**, 2020 (1997).
- [10] P. Hébraud and F. Lequeux, *Physical Review Letters* **81**, 2934 (1998).
- [11] G. Picard, A. Ajdari, F. Lequeux, and L. Bocquet, *Physical Review E* **71**, 010501 (2005).
- [12] M. Fuchs and M. E. Cates, *Physical Review Letters* **89** (2002).
- [13] F. Puosi, J. Rottler, and J.-L. Barrat, *Physical Review E* **89**, 042302 (2014).
- [14] A. Nicolas, F. Puosi, H. Mizuno, and J.-L. Barrat, *Journal of the Mechanics and Physics of Solids* **78**, 333 (2015).
- [15] K. M. Salerno, C. E. Maloney, and M. O. Robbins, *Physical Review Letters* **109**, 105703 (2012).
- [16] K. M. Salerno and M. O. Robbins, *Physical Review E* **88**, 062206 (2013).
- [17] C. P. C. Prado and Z. Olami, *Physical Review A* **45**, 665 (1992).
- [18] T. Soddemann, B. Dünweg, and K. Kremer, *Physical Review E* **68**, 046702 (2003).
- [19] R. A. Bagnold, in *Proceedings of the Royal Society of London A: Mathematical, Physical and Engineering Sciences* (The Royal Society, 1954), vol. 225, pp. 49–63.
- [20] W. L. Johnson and K. Samwer, *Physical Review Letters* **95**, 195501 (2005).
- [21] J. Chattoraj, C. Caroli, and A. Lemaitre, *Physical Review Letters* **105**, 266001 (2010).
- [22] D. Evans and G. Morriss, *Chemical physics* **87**, 451 (1984).
- [23] W. Losert, L. Bocquet, T. C. Lubensky, and J. P. Gollub, *Physical Review Letters* **85**, 1428 (2000).
- [24] A. Dubach, F. Dalla Torre, and J. Löffler, *Philosophical magazine letters* **87**, 695 (2007).
- [25] N. P. Bailey, J. Schiøtz, and K. W. Jacobsen, *Physical Review B* **73**, 064108 (2006).
- [26] K. Salerno, Ph.D. thesis, The Johns Hopkins University (2013).
- [27] N. Xu and C. S. O’Hern, *Physical review letters* **94**, 055701 (2005).
- [28] J. Yerushalmi, S. Katz, and R. Shinnar, *Chemical Engineering Science* **25**, 1891 (1970).
- [29] N. Spenley, X. Yuan, and M. Cates, *Journal de Physique II* **6**, 551 (1996).
- [30] A. Nicolas, K. Martens, and J.-L. Barrat, *EPL (Europhysics Letters)* **107**, 44003 (2014).
- [31] Agoritsas, E., Bertin, E., Martens, K., and Barrat, J.-L., *Eur. Phys. J. E* **38**, 71 (2015).
- [32] A. Lemaitre and C. Caroli, *Physical review letters* **103**, 065501 (2009).
- [33] C. Fusco, T. Albaret, and A. Tanguy, *The European Physical Journal E* **37**, 1 (2014).
- [34] J. Lin, E. Lerner, A. Rosso, and M. Wyart, *Proceedings of the National Academy of Sciences* **111**, 14382 (2014).
- [35] S. Fielding, M. Cates, and P. Sollich, *Soft Matter* **5**, 2378 (2009).
- [36] M. L. Manning, J. S. Langer, and J. M. Carlson, *Physical Review E* **76**, 056106 (2007).