

Uplink HARQ for C-RAN via Low-Latency Local Feedback over MIMO Finite-Blocklength Links

Shahrouz Khalili, *Student Member, IEEE* and Osvaldo Simeone, *Senior Member, IEEE*

Abstract

The implementation of uplink HARQ in a C-RAN architecture is constrained by the two-way latency on the fronthaul links connecting the Remote Radio Heads (RRHs) with the Baseband Unit (BBU) that performs decoding. To overcome this limitation, it has been proposed that the RRHs make local feedback decisions without waiting to be notified about the decoding outcome at the BBU by relying only on estimated channel state information. This letter analyses throughput and probability of error of this solution for the three standard HARQ modes of Type-I, Chase Combining and Incremental Redundancy over a MIMO link with coding blocks (packets) of arbitrary finite length. Unlike the existing literature, the analysis allows the investigation of the impact of system parameters such as HARQ protocol type, blocklength and number of antennas on the performance loss entailed by local RRH decisions.

Index Terms

C-RAN, HARQ, Throughput, MIMO, Chase Combining, Incremental Redundancy.

I. INTRODUCTION

Cloud Radio Access Network (C-RAN) is a candidate cellular architecture for 5G systems, in which the Baseband Processing Unit (BBU) of each base station is centralized at a remote BBU. This centralization entails potentially significant latencies for the transfer of baseband signals on so called fronthaul links to and from the BBU.

This work was partially supported by the U.S. NSF no. 1525629.

S. Khalili and O. Simeone are with CWCSPPR, ECE Dept, NJIT, Newark, USA. E-mail: {sk669, osvaldo.simeone}@njit.edu.

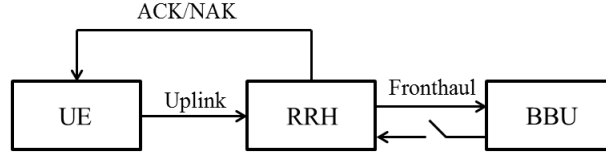


Fig. 1. Uplink HARQ for C-RAN: The switch is closed in case of conventional BBU-based feedback while it is open with RRH-based local feedback [1] [2].

One of the communication protocols that are most affected by fronthaul delays is uplink HARQ. In fact, in a conventional cellular network, upon receiving a codeword from a user equipment (UE), the local base station performs decoding, and, depending on the decoding outcome, feeds back an Acknowledgment (ACK) or a Negative Acknowledgment (NAK) to the UE. In contrast, in a C-RAN, the outcome of decoding at the BBU may only become available at the Remote Radio Head (RRH) after the time required for the transfer of the baseband signals from the RRH to the BBU, for the processing at the BBU and for the transmission of the decoding outcome from the BBU to the RRH (see Fig. 1). This latency may seriously affect the performance of the HARQ protocol. For instance, in LTE with frequency division multiplexing, the feedback latency should be less than 8 ms in order not to disrupt the operation of the system [1].

It was proposed in [1] [2] to bypass this problem by letting the RRHs make local decisions about whether successful or unsuccessful decoding is expected to occur at the BBU and by feeding back an ACK/NAK message to the UE accordingly. The RRH makes this local decision without waiting to be notified about the actual decoding outcome at the BBU and without running the channel decoder, which is implemented only at the BBU. Instead, the RRH decision is based on an estimate of the current uplink channel state.

The local feedback approach under discussion introduces possible errors due to the mismatch between the local decision at the RRH and the actual decoding outcome at the BBU. In fact, the RRH may request an additional retransmissions for a packet that the BBU is able to decode, or acknowledge correct reception of a packet for which decoding eventually fails at the BBU, hence causing a throughput degradation.

Related work and main contributions: Reference [1] first presents the idea of RRH-generated local feedback, but offers no analysis. The analysis in [2] focuses on the throughput of single-antenna links with Incremental Redundancy (IR) and is based on an error exponent framework,

which is known to be unsuitable to the evaluation of finite-blocklength performance [3]. In this letter, instead, we analyze throughput and probability of error for the three standard HARQ modes of Type-I (TI), Chase Combining (CC) and IR over a MIMO link with coding blocks (packets) of arbitrary finite length by leveraging recently derived finite-blocklength tight capacity bounds [3]. As a result, unlike the existing literature, the analysis allows the investigation of the impact of system parameters such as HARQ protocol type, blocklength and number of antennas on the performance loss entailed by local RRH decisions.

Notation: Bold letters denote matrices and superscript H denote hermitian. $\mathcal{CN}(\mu, \sigma^2)$ denotes a complex normal distribution with mean μ and variance σ^2 and \mathcal{X}_k^2 a Chi-Squared distribution with k degrees of freedom. $f_{\mathcal{A}}(x)$ and $F_{\mathcal{A}}(x)$ represent the probability density function and the cumulative distribution function of a distribution \mathcal{A} evaluated at x , respectively. $\mathbf{A} = \text{diag}([\mathbf{A}_1, \dots, \mathbf{A}_n])$ is a block diagonal matrix with block diagonal given by the matrices $[\mathbf{A}_1, \dots, \mathbf{A}_n]$. The indicator function $\mathbf{1}(x)$ equals 1 if $x = \text{true}$ and 0 if $x = \text{false}$.

II. SYSTEM MODEL AND PRELIMINARIES

We study the uplink throughput of the C-RAN system in Fig. 1, in which an UE is served by an RRH, which is in turn connected by means of a fronthaul link to a BBU. The BBU performs decoding, while the RRH has limited baseband processing functionalities as further discussed in the next section. Each transmitted packet contains k encoded complex symbols and is transmitted within a coherence time/frequency interval of the channel, which is referred to as *slot*. The transmission rate of the first transmission of an information message is defined as r bits per symbol, so that kr is the number of information bits in the information message.

Each transmitted packet is acknowledged via the transmission by the RRH on the reverse channel of an ACK/NAK message. We assume that ACK/NAK messages are correctly decoded by the UE. The same information message may be transmitted for up to n_{max} successive slots using standard HARQ protocols such as TI, CC and IR, to be recalled in the next sections.

We consider a general MIMO link with m_t transmitting antennas at the UE and m_r receiving antennas at the RRH. The received signal for any n th slot can be expressed as

$$\mathbf{y}_n = \sqrt{\frac{s}{m_t}} \mathbf{H}_n \mathbf{x}_n + \mathbf{w}_n, \quad (1)$$

where s measures the average SNR per receive antenna; $\mathbf{x}_n \in \mathbb{C}^{m_t \times 1}$ represents the symbols sent by the transmit antennas at a given channel use, whose average power is normalized as

$E[||\mathbf{x}_n||^2] = 1$; $\mathbf{H}_n \in \mathbb{C}^{m_r \times m_t}$ is the channel matrix, which is assumed to have independent identically distributed (i.i.d.) $\mathcal{CN}(0, 1)$ entries (Rayleigh fading); and $\mathbf{w}_n \in \mathbb{C}^{m_r \times 1}$ is an i.i.d. Gaussian noise vector with $\mathcal{CN}(0, 1)$ entries. The channel matrix \mathbf{H}_n is assumed to change independently in each slot and it is known to the receiver only. We assume the use of Gaussian codebooks with an equal power allocation across the transmit antennas, although the analysis can be extended to arbitrary power allocation and antenna selection schemes.

Performance Metrics: The main performance metrics of interest are the throughput T , that is, the average rate, in bits per symbol, at which information can be successfully delivered from the UE to the BBU; and the probability P_s of a successful transmission within a given HARQ session, which is the event that, in one of the n_{max} allowed transmission attempts, the information message is decoded successfully at the BBU. Note that errors in the HARQ sessions can be dealt with by higher layers, as done by the RLC layer in LTE [1], albeit at the cost of large delays.

To elaborate, denote as NAK_n the event that the UE receives a NAK message for all the first n transmission attempts of an information message, and as ACK_n the event in which an ACK is sent at the n th attempt (and hence a NAK at all the previous transmissions). The probabilities of these events satisfy the equality

$$P(\text{ACK}_n) = P(\text{NAK}_{n-1}) - P(\text{NAK}_n). \quad (2)$$

We emphasize that, in case of ideal feedback from the BBU, an ACK/NAK event reflects correct/incorrect decoding at the BBU, whereas this is not the case for local feedback due to the possible mismatch between the RRH decision and the decoding outcome at the BBU.

In general, based on standard renewal theory arguments, the throughput can be calculated as [4]

$$T = \frac{rP_s}{E[N]}, \quad (3)$$

where we recall that r is the transmission rate, and the random variable N denotes the number of transmission attempts for a given information message. The average number of transmissions can be computed directly for both ideal and local feedback as

$$E[N] = \sum_{n=1}^{n_{max}-1} nP(\text{ACK}_n) + n_{max}P(\text{NAK}_{n_{max}-1}). \quad (4)$$

Moreover, the probability of a successful transmission for ideal feedback is given as

$$P_s = 1 - P(\text{NAK}_{n_{max}}). \quad (5)$$

Instead, with local decisions, a transmission is considered as successful if the RRH sends an ACK to the mobile user in some of the n_{max} transmissions *and* if the BBU can correctly decode. Hence, by the law of total probability, the probability of success P_s can be written as

$$P_s = \sum_{n=1}^{n_{max}} P(D_n | ACK_n) P(ACK_n), \quad (6)$$

where D_n is the event that the BBU can correctly decode at the n th transmission.

In summary, in order to evaluate the throughput, we use (2)-(4) for both ideal and local feedback; while, for the probability of success P_s , we use (5) for the case of ideal feedback and (6) for local feedback. Therefore, to compute both metrics, we only need to calculate the probabilities $P(NAK_n)$, for both ideal and local feedback, and the probabilities $P(D_n | ACK_n)$ for local feedback, with $n = 1, \dots, n_{max}$.

Gaussian approximation: Throughout this letter, we adopt the Gaussian approximation proposed in [5], based on the work in [3], to evaluate the probability $P_e(r, k, \mathbf{H})$ of decoding error for an isolated transmission at rate r in a slot of k channel uses on a channel matrix \mathbf{H} . This amounts to

$$P_e(r, k, \mathbf{H}) = Q \left(\frac{C(\mathbf{H}) - r}{\sqrt{\frac{V(\mathbf{H})}{k}}} \right), \quad (7)$$

where we have defined

$$C(\mathbf{H}) = \sum_{j=1}^{m_{rt}} \log_2 \left(1 + \frac{s\lambda_j}{m_t} \right) \text{ and } V(\mathbf{H}) = \left(m_{rt} - \sum_{j=1}^{m_{rt}} \frac{1}{\left(1 + \frac{s\lambda_j}{m_t} \right)^2} \right) \log_2^2 e, \quad (8)$$

with $m_{rt} = \min(m_r, m_t)$; $\{\lambda_j\}_{j=1, \dots, m_{rt}}$ being the eigenvalues of the matrix $\mathbf{H}^H \mathbf{H}$; and $Q(\cdot)$ being the Gaussian complementary cumulative distribution function. Expressions obtained by means of the Gaussian approximation (7) will be marked for simplicity of notation as equalities in the following. For future reference, we note that we have the limit

$$\lim_{k \rightarrow \infty} P_e(r, k, \mathbf{H}) = \begin{cases} 1 & \text{if } C(\mathbf{H}) < r \\ 0 & \text{if } C(\mathbf{H}) > r \end{cases} \quad (9)$$

in the asymptotic regime of large blocklengths.

III. HARQ-TI

With HARQ-TI, the same packet is retransmitted by the UE upon reception of a NAK until the maximum number n_{max} of retransmissions is reached or an ACK is received. Moreover, decoding at the BBU is based on the last received packet only.

Ideal Feedback: Using the approximation (7) and averaging over the channel distribution, the approximate probability of error at the n th retransmission is given by $E[P_e(r, k, \mathbf{H}_n)]$. Accordingly, since with HARQ-TI the BBU performs decoding independently for each slot, we can obtain the probability $P(\text{NAK}_n) = (E[P_e(r, k, \mathbf{H})])^n$. As discussed, throughput and probability of success can be calculated as (2)-(4) and (5), where the throughput can be simplified as

$$T = r(1 - E[P_e(r, k, \mathbf{H})]). \quad (10)$$

The average in (10) can be computed numerically based on the known distribution of the eigenvalues the Wishart-distributed matrix $\mathbf{H}^H \mathbf{H}$, see [6, Theorem 2.17]. As an important special case, for a SISO link ($m_t = m_r = 1$), we have $|H|^2 \sim \chi_2^2$ and hence

$$E[P_e(r, k, H)] = \int_0^\infty P_e(r, k, \sqrt{x}) f_{\chi_2^2}(x) dx. \quad (11)$$

Local Feedback: With local feedback, based on the proposal in [1] [2], we assume that, at each transmission attempt n , the RRH estimates the current channel realization \mathbf{H}_n and decides whether it expects the BBU to decode correctly or not. Leveraging the tight approximation on the probability of error (7), we propose that the BBU use the following rule

$$P_e(r, k, \mathbf{H}_n) \underset{\text{NAK}}{\overset{\text{ACK}}{\leq}} P_{\text{th}}, \quad (12)$$

whereby an ACK or a NAK is sent depending on whether the probability of error (7) is above or below a given threshold P_{th} to be optimized. We observe that, in the case of a single antenna at the transmitter and/or the receiver, the rule (12) only requires the RRH to estimate the SNR $s||\mathbf{H}_n||^2/m_t$.

The quantities that are needed to calculate the performance metrics under study can be then directly obtained from their definitions as

$$P(D_n | \text{ACK}_n) = 1 - E[P_e(r, k, \mathbf{H}) | P_e(r, k, \mathbf{H}) \leq P_{\text{th}}] \quad (13)$$

$$\text{and } P(\text{NAK}_n) = (P(P_e(r, k, \mathbf{H}) > P_{\text{th}}))^n. \quad (14)$$

Again, (13) and (14) can be obtained by averaging over the distribution of the eigenvalues of $\mathbf{H}^H \mathbf{H}$. As an example, for a SISO link, we obtain

$$P(D_n | \text{ACK}_n) = 1 - \frac{1}{1 - F_{\chi_2^2}(\gamma(P_{\text{th}}))} \int_{\gamma(P_{\text{th}})}^\infty P_e(r, k, \sqrt{x}) f_{\chi_2^2}(x) dx \quad (15)$$

$$\text{and } P(\text{NAK}_n) = \left(F_{\chi_2^2}(\gamma(P_{\text{th}}))\right)^n, \quad (16)$$

where $\gamma(P_{\text{th}})$ is obtained by solving the non-linear equation

$$P_e(r, k, \sqrt{\gamma(P_{\text{th}})}) = P_{\text{th}}, \quad (17)$$

which may be done by means of bisection.

IV. HARQ-CC

With HARQ-CC, every retransmission of the UE consists of the same encoded packet as for TI. However, at the n th transmission attempt, the BBU uses maximum ratio combining (MRC) of all the n received packets in order to improve the decoding performance. For HARQ-CC, we only consider here a SISO link due to the fact that MRC of the received packets, and hence CC, is more naturally defined for this scenario. Due to MRC, at the n th retransmission, the received signal can be written as $\bar{y}_n = \sum_{i=1}^n H_i^* y_i / \bar{S}_n$, where y_i is the i th received packet, and it can be expressed as $\bar{y}_n = \bar{S}_n x + \bar{w}_n$, where the noise \bar{w}_n is distributed as $\mathcal{CN}(0, 1)$ and the effective channel gain of the combined signal is given by $\bar{S}_n = \sqrt{\sum_{i=1}^n |H_i|^2}$.

Ideal Feedback: Using the Gaussian approximation (7), the probability that the BBU does not decode correctly when the effective SNR is \bar{S}_n^2 can be written as $P_e(r, k, \bar{S}_n)$. Let \bar{D}_n denote the event that the n th transmission is not decoded correctly at the BBU. The probability of the event NAK_n is then given as $P(\text{NAK}_n) = P(\bigcap_{j=1}^n \bar{D}_j)$, which can be upper bounded, using chain rule, as

$$P(\text{NAK}_n) = P(\bar{D}_n)P(\bar{D}_{n-1}|\bar{D}_n) \cdots P(\bar{D}_1|\bigcap_{j=2}^n \bar{D}_j) \leq P(\bar{D}_n) = E[P_e(r, k, \bar{S}_n)]. \quad (18)$$

Notice that the inequality (18) is asymptotically tight in the limit of a large blocklength, since the limit $P(\bar{D}_m|\bigcap_{j=m+1}^n \bar{D}_j) \rightarrow 1$ as $k \rightarrow \infty$ holds for a fixed r due to (9) and to the inequality $\bar{S}_n \geq \bar{S}_m$ for $n \geq m$. The usefulness of the bound (18) for small values of k will be validated in Sec. VI by means of a comparison with Monte Carlo simulations. Since the effective SNR is distributed as $\bar{S}_n^2 = \sum_{i=1}^n |H_i|^2 \sim \chi_{2n}^2$, the bound (18) can be calculated as

$$P(\text{NAK}_n) \leq \int_0^\infty P_e(r, k, \sqrt{x}) f_{\chi_{2n}^2}(x) dx. \quad (19)$$

Local Feedback: With local feedback, similar to (12), the RRH decision is made according to the rule $P_e(r, k, \bar{S}_n) \geq_{\text{ACK}}^{\text{NAK}} P_{\text{th}}$, for a threshold P_{th} to be optimized. Similar to (13) and (14), we can also compute the probabilities

$$P(D_n|\text{ACK}_n) = 1 - E\left[P_e(r, k, \bar{S}_n) | \{P_e(r, k, \bar{S}_{n-1}) > P_{\text{th}}\} \cap \{P_e(r, k, \bar{S}_n) \leq P_{\text{th}}\}\right] \quad (20)$$

$$\text{and } P(\text{NAK}_n) = P[P_e(r, k, \bar{S}_n) > P_{\text{th}}]. \quad (21)$$

Note that in (20)-(21) we used the fact that, if the condition $P_e(r, k, \bar{S}_n) > P_{\text{th}}$ holds, then we also have the inequality $P_e(r, k, \bar{S}_i) > P_{\text{th}}$ for all the indices $i < n$ due to the monotonicity of the probability $P_e(r, k, \bar{S})$ as a function of \bar{S} . Noting that we can write $\bar{S}_n^2 = \bar{S}_{n-1}^2 + |H_n|^2$, where $\bar{S}_{n-1}^2 \sim \mathcal{X}_{2n-2}^2$ and $|H_n|^2 \sim \mathcal{X}_2^2$ are independent, from (20) and (21), we have

$$\begin{aligned} P(D_n | \text{ACK}_n) &= 1 - E \left[P_e(r, k, \bar{S}_n) | \{ \bar{S}_{n-1}^2 < \gamma(P_{\text{th}}) \} \cap \{ \bar{S}_{n-1}^2 + |H_n|^2 \geq \gamma(P_{\text{th}}) \} \right] \\ &= 1 - \frac{1}{\Delta(\gamma(P_{\text{th}}))} \int_0^{\gamma(P_{\text{th}})} \int_{\gamma(P_{\text{th}})-y}^{\infty} P_e(r, k, \sqrt{x+y}) f_{\mathcal{X}_2^2}(x) f_{\mathcal{X}_{2n-2}^2}(y) dx dy \end{aligned} \quad (22)$$

$$\text{and } P(\text{NAK}_n) = F_{\mathcal{X}_{2n}^2}(\gamma(P_{\text{th}})),$$

where $\Delta(\gamma(P_{\text{th}}))$ is defined as

$$\Delta(\gamma(P_{\text{th}})) = \int_0^{\gamma(P_{\text{th}})} \int_{\gamma(P_{\text{th}})-y}^{\infty} f_{\mathcal{X}_2^2}(x) f_{\mathcal{X}_{2n-2}^2}(y) dx dy. \quad (23)$$

V. HARQ-IR

With HARQ-IR, the UE transmits new parity bits at each transmission attempt and the BBU performs decoding based on all the received packets.

Ideal Feedback: With HARQ-IR, a set of n transmissions for a given information messages can be treated as n parallel channels (see, e.g., [4]), and hence the error probability at the n th transmission can be approximated as $P_e(r, k, \mathcal{H}_n)$ where $\mathcal{H}_n = \text{diag}([\mathbf{H}_1, \dots, \mathbf{H}_n])$ [5]. Moreover, as for CC, the decoding error at the n th transmission can be upper bounded as $P(\text{NAK}_n) \leq P(\bar{D}_n) = E[P_e(r, k, \mathcal{H}_n)]$ – a bound that is tight for large values of k due to (9). This can be computed using the known distribution of the eigenvalues of the matrices $\mathbf{H}_i^H \mathbf{H}_i$ and the independence of the matrices \mathbf{H}_i for $i = 1, \dots, n$. For instance in the SISO case, we get

$$P(\text{NAK}_n) \leq \int_0^{\infty} \cdots \int_0^{\infty} P_e(r, k, \text{diag}([\sqrt{x_1}, \dots, \sqrt{x_n}])) \prod_{i=1}^n f_{\mathcal{X}_2^2}(x_i) dx_1 \cdots dx_n. \quad (24)$$

Local Feedback: With local feedback, at the n th retransmission, the RRH sends feedback to the UE according to the rule $P_e(r, k, \mathcal{H}_n) \gtrless_{\text{ACK}}^{\text{NAK}} P_{\text{th}}$. As for CC, we can hence calculate

$$P(D_n | \text{ACK}_n) = 1 - E[P_e(r, k, \mathcal{H}_n) | \mathcal{A}(P_{\text{th}})] \quad (25)$$

$$\text{and } P(\text{NAK}_n) = P(P_e(r, k, \mathcal{H}_n) > P_{\text{th}}), \quad (26)$$

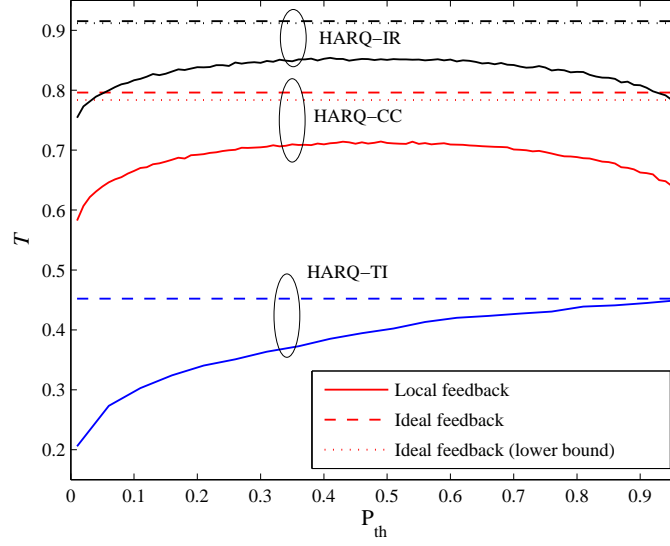


Fig. 2. Throughput versus threshold P_{th} for ideal feedback and local feedback ($s = 3$ dB, $n_{max} = 5$, $r = 2$ bits/symbol, $k = 50$, $m_t = 1$ and $m_r = 1$).

where we have defined the event $\mathcal{A}(P_{th}) = \{\{P_e(r, k, \mathcal{H}_{n-1}) > P_{th}\} \cap \{P_e(r, k, \mathcal{H}_n) \leq P_{th}\}\}$.

For the SISO case, we can calculate these quantities as

$$P(D_n | \text{ACK}_n) = 1 - \frac{1}{\Delta(P_{th})} \int_0^\infty \cdots \int_0^\infty P_e(r, k, \text{diag}([\sqrt{x_1}, \dots, \sqrt{x_n}])) \mathbf{1}(\mathcal{A}(P_{th})) \prod_{i=1}^n f_{\chi^2_2}(x_i) dx_1 \cdots dx_n$$

$$\text{and } P(\text{NAK}_n) = \int_0^\infty \cdots \int_0^\infty \mathbf{1}(P_e(r, k, \text{diag}([\sqrt{x_1}, \dots, \sqrt{x_n}])) > P_{th}) \prod_{i=1}^n f_{\chi^2_2}(x_i) dx_1 \cdots dx_n,$$
(27)

where

$$\Delta(P_{th}) = \int_0^\infty \cdots \int_0^\infty \mathbf{1}(\mathcal{A}(P_{th})) \prod_{i=1}^n f_{\chi^2_2}(x_i) dx_1 \cdots dx_n.$$
(28)

VI. NUMERICAL RESULTS AND DISCUSSION

In this section, we validate the analysis presented in the previous sections and provide insights on the performance comparison of ideal and local feedback via numerical examples.

We first study the optimization of the threshold P_{th} , which is the key design parameter for the local feedback solution. To this end, in Fig. 2 and Fig. 3, respectively, the throughput and the

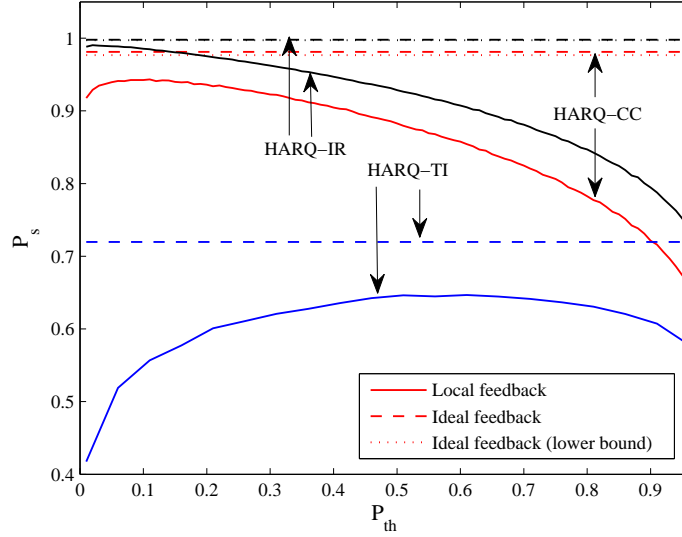


Fig. 3. Probability of success versus threshold P_{th} ($k = 50$, $n_{max} = 5$ for $r = 2$ bits/symbol and $SNR=3$ dB, $m_t = 1$ and $m_r = 1$).

probability of success P_s are shown versus P_{th} for $s = 3$ dB, $n_{max} = 5$, $r = 2$ bits/symbol and $k = 50$ for a SISO link. The curves have been computed using both the equations derived above and Monte Carlo simulations. As discussed, the analysis provides exact expression, which were confirmed to perfectly match Monte Carlo simulations, in all cases except for the ideal feedback scenario of CC and IR, in which the bounds (19) and (24) yield lower bounds on throughput and probability of success. As seen in the figures, the bounds are very accurate for k as small as 50.

For all HARQ schemes, it is seen that, in order to maximize the throughput, one needs to select a threshold P_{th} that is larger than the value of P_{th} that maximizes the probability of success. In fact, a larger value of P_{th} , while possibly causing the acknowledgement of packets that will be incorrectly decoded at the BBU, may enhance the throughput by allowing the transmission of fresh information in a new HARQ session. This is particularly evident for HARQ-TI, for which $P_{th} = 1$ guarantees a throughput equal to the case of ideal feedback, but at the cost of a loss in the probability of success. It is also observed that more powerful HARQ schemes such as CC and IR are more robust to a suboptimal choice of P_{th} in terms of throughput, although lower values of P_{th} are necessary in order to enhance the probability of success by avoiding a premature transmission of an ACK message.

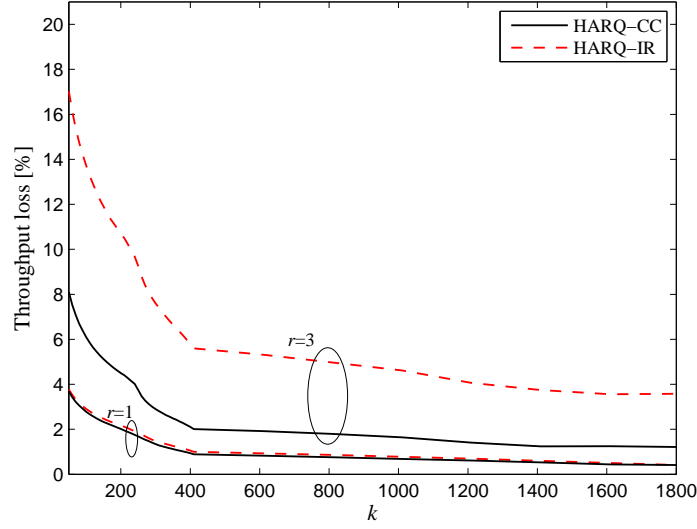


Fig. 4. Throughput loss versus blocklength for HARQ-CC and HARQ-IR ($m_t = 1$, $m_r = 1$, $n_{max} = 5$ for $r = 1$ bits/symbol and $r = 3$ bits/symbol).

We now illustrate the difference between the throughput of local and ideal feedback, evaluated by means of Monte Carlo simulations, as normalized over the ideal-feedback throughput, versus the blocklength k in Fig. 4 for two rates $r = 1$ bits/symbol and $r = 3$ bits/symbol for HARQ-CC and HARQ-IR. For every value of k , the threshold P_{th} is optimized to maximize the throughput for both cases. It can be seen that, as the blocklength increases, the performance loss of local feedback decreases significantly. This reflects a fundamental insight: The performance loss of local feedback is due to the fact that the local decisions are taken by the RRH based only on the channel state information, without reference to the specific channel noise realization that affects the received packet. Therefore, as the blocklength increases, and hence as the errors due to atypical channel noise realizations become less likely, the local decisions tend to be consistent with the actual decoding outcomes at the BBU.

A similar conclusion can be reached from Fig. 5, where we investigate the throughput loss for MIMO ($m_t = m_r = m$), MISO ($m_t = m$ and $m_r = 1$) and SIMO ($m_t = 1$ and $m_r = m$) versus the number of antennas m for HARQ-IR. It is seen that, as m grows large, the throughput loss of SIMO and MIMO decreases, due to the fact that increasing the number of receive antennas effectively boosts the received SNR and hence reduces the impact of the noise. This is unlike the case with MISO, since an increase in the number of transmit antennas only enhances the

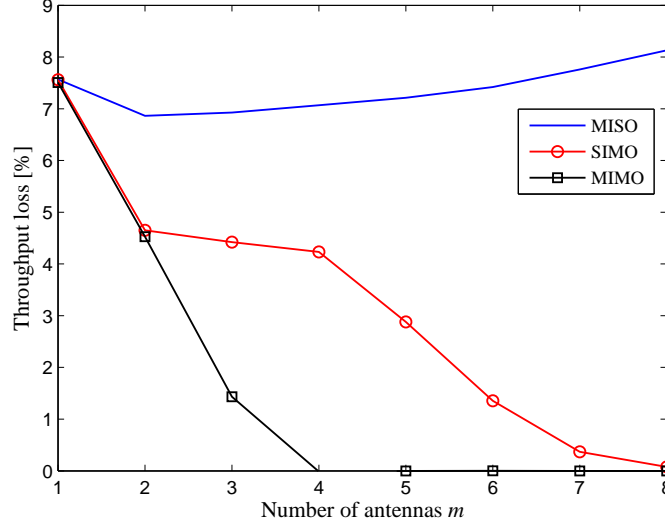


Fig. 5. Throughput loss versus the number of antennas for MISO, SIMO and MIMO with HARQ-IR ($n_{max} = 5$, $s = 3$ dB, $k = 50$ and $r = 3$ bits/symbol).

diversity order but does not improve the average received SNR.

REFERENCES

- [1] U. Dötsch, M. Doll, H.-P. Mayer, F. Schaich, J. Segel, and P. Sehier, “Quantitative analysis of split base station processing and determination of advantageous architectures for LTE,” *Bell Labs Technical Journal*, vol. 18, no. 1, pp. 105–128, Jun. 2013.
- [2] P. Rost and A. Prasad, “Opportunistic hybrid ARQ-enabler of centralized-RAN over nonideal backhaul,” *IEEE Wireless Commun. Letters*, vol. 3, no. 5, pp. 481–484, Oct. 2014.
- [3] Y. Polyanskiy, H. Poor, and S. Verdú, “Channel coding rate in the finite blocklength regime,” *IEEE Transactions on Information Theory*, vol. 56, no. 5, pp. 2307–2359, May 2010.
- [4] G. Caire and D. Tuninetti, “The throughput of hybrid-ARQ protocols for the Gaussian collision channel,” *IEEE Trans. Inf. Theory*, vol. 47, no. 5, pp. 1971–1988, Jul. 2001.
- [5] W. Yang, G. Durisi, T. Koch, and Y. Polyanskiy, “Quasi-static MIMO fading channels at finite blocklength,” 2013. [Online]. Available: <http://arxiv.org/abs/1311.2012>
- [6] A. M. Tulino and S. Verdú, *Random Matrix Theory and Wireless Communications*. Now Publishers Inc, 2004.

This figure "rrhbbu.png" is available in "png" format from:

<http://arxiv.org/ps/1508.06570v1>