

Latest results from the NA61/SHINE beam energy scan with p+p and Be+Be collisions

Maja Mackowiak-Pawlowska for the NA61/SHINE Collaboration*Warsaw University of Technology (PL)

E-mail: majam@if.pw.edu.pl

The NA61/SHINE experiment aims to discover the critical point of strongly interacting matter and study the properties of the onset of deconfinement by measurements of hadron production properties in proton-proton, proton-nucleus and nucleus-nucleus interactions in the CERN SPS energy range.

This contribution presents results on the energy dependence of hadron spectra and yields as well as on fluctuations and two-particle correlations in p+p and centrality selected Be+Be collisions. In particular, the energy dependence of the signal of deconfinement, the "horn", observed in central Pb+Pb collisions is compared with the corresponding results from p+p interactions. Also string-hadronic models are tested using hadron spectra and fluctuations measured in p+p interactions. Results on fluctuations (multiplicity and transverse momentum) are presented as a function of the collision energy for Be+Be and p+p collisions in search for the critical point of strongly interacting matter.

*The European Physical Society Conference on High Energy Physics
22–29 July 2015
Vienna, Austria*

*Speaker.

1. Introduction

It is a well established fact that matter exists in different states. For strongly interacting matter at least three states are expected: nuclear matter, hadron gas (HG) and a system of deconfined quarks and gluons (often called the quark-gluon plasma - QGP). It is believed that the Universe during its early stage consisted of QGP.

One of the most important goals of high-energy heavy-ion collisions is to establish the phase diagram of strongly interacting matter by finding the possible phase boundaries and critical points. In principle, we want to produce the quark-gluon plasma and analyze its properties and the transition between QGP and HG. The NA61/SHINE [1] experiment located at the north area of the CERN SPS is a fixed target experiment. Its main detectors are four large volume Time Projection Chambers (two of them in super-conducting magnets) and two Time-of-Flight (ToF) walls. Details on the detector can be found in Ref. [2].

The broad experimental program of NA61/SHINE includes the study of strong interactions which mainly focuses on the onset of deconfinement (OD) and search for the critical point (CP). The available data suggest that both phenomena may be located in a region of the phase diagram accessible at SPS energy. In order to study properties of the onset of deconfinement and search for the CP NA61/SHINE performs for the first time a two dimensional scan in system size and energy. Figure 1 (left) shows for which systems and energies data has already been collected (green), is scheduled for recording (red) or is planned (gray).

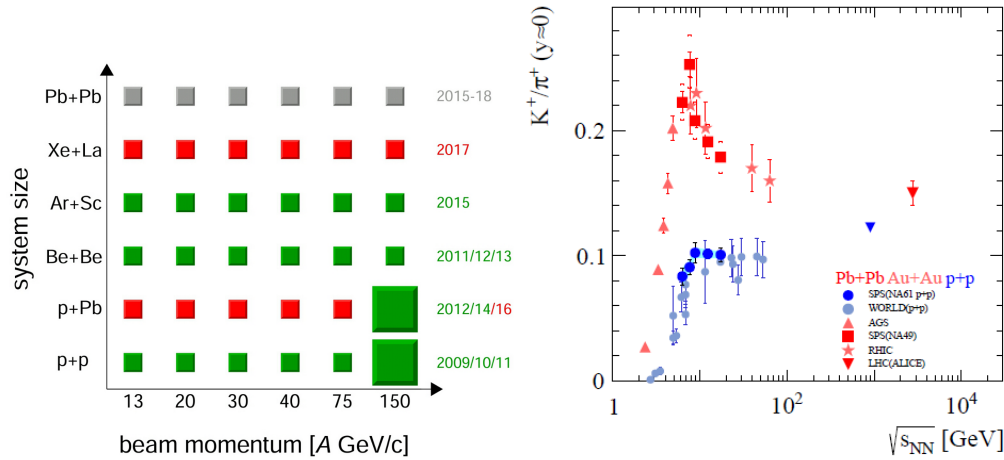


Figure 1: Data taking status of the strong interaction program of NA61/SHINE (left). Energy dependence of the ratio of kaon to pion yield in $p+p$ and central Pb+Pb interactions - the "horn" (right).

2. Single particle spectra

The Statistical Model of the Early Stage (SMES) [3] suggests that the phase transition line is crossed by heavy ion collisions between the top AGS energy (beam energy 11.7A GeV) and the top SPS energy (beam energy 158A GeV). The SMES model predicts several signatures of the OD. One of them, the "horn", is expected in the strangeness-to-entropy ratio. The ratio should rise

with energy in the hadron phase, attain a maximum at the phase transition, and then decrease to an almost constant value. This behavior was experimentally confirmed in central Pb+Pb collisions by the NA49 experiment. In $p+p$ interactions available data did not suggest any structure at these energies. The phase transition region, as seen in NA49, is located between 30A and 40A GeV. The energy dependence of the ratio of kaon to pion yield at mid-rapidity is shown in Fig. 1(right). The much higher statistics collected by NA61/SHINE for $p+p$ interactions as well as good particle identification allowed to improve the quality of the available data. Surprisingly, the results from inelastic $p+p$ interactions exhibit rapid changes (a step-like behaviour) which looks like a precursor of the "horn" observed in central Pb+Pb collisions. This finding can be qualitatively explained by the SMES model if a phase transition is assumed in $p+p$ interactions and exact strangeness conservations is taken into account which should be included as the number of strangeness carriers is small [4]. The precision of the NA61/SHINE data also allows to impose rigorous constraints on Monte-Carlo models [5]. Comparison with various string hadronic models is shown in Fig. 2 (left).

Preliminary results on spectra were obtained for ${}^7\text{Be}+{}^9\text{Be}$ interactions at beam momenta of 20-150A GeV/c in the centrality classes 0-5%, 5-10%, 10-15% and 15-20% [6]. Unless otherwise stated, only statistical errors are shown. The centrality was derived from the energy deposited in the forward calorimeter, the Particle Spectator Detector. Figure 2 (right) shows the negatively charged pion multiplicity at five beam momenta as a function of centrality class. The rapidity spectra

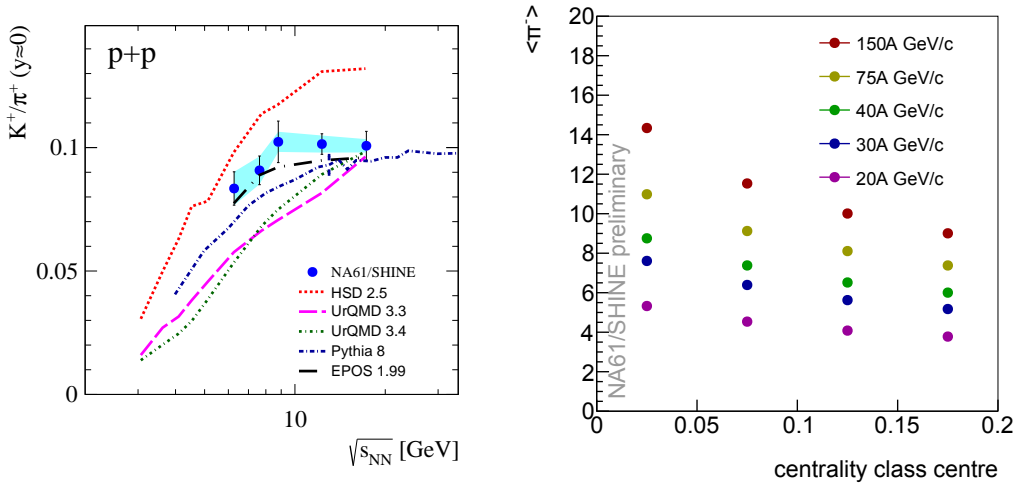


Figure 2: Comparison of the energy dependence of the ratio of kaon to pion yield in $p+p$ collisions compared to various models (left). Mean multiplicity of negatively charged pions in ${}^7\text{Be}+{}^9\text{Be}$ reactions for various collision energies and centralities(right).

(not shown) were fitted with two Gaussians symmetrically displaced with respect to mid-rapidity. The RMS width, σ_y , of the spectra was obtained from the fitted function. Figure 3 (left) shows the scaled width σ_y/y_{beam} for ${}^7\text{Be}+{}^9\text{Be}$ as well as inelastic $p+p$ and central Pb+Pb interactions. The widths of the spectra for all systems decrease monotonically with respect to collision energy. However, the widths of the spectra do not behave monotonically with respect to the system size for a given collision energy. The widths of the spectra from Pb+Pb collisions lie between those of $p+p$ and ${}^7\text{Be}+{}^9\text{Be}$ interactions. When comparing the rapidity spectra from different systems, one must consider that $p+p$ system has larger isospin asymmetry than ${}^7\text{Be}+{}^9\text{Be}$ and Pb+Pb.

Measured transverse mass spectra of π^- in ${}^7\text{Be}+{}^9\text{Be}$ are approximately exponential (for details see Ref. [6]). The ratio of ${}^7\text{Be}+{}^9\text{Be}$ to p+p interactions is shown in Fig. 3 (right). The observed energy dependence of the ratio may indicate the presence of collective radial flow in ${}^7\text{Be}+{}^9\text{Be}$ interactions.

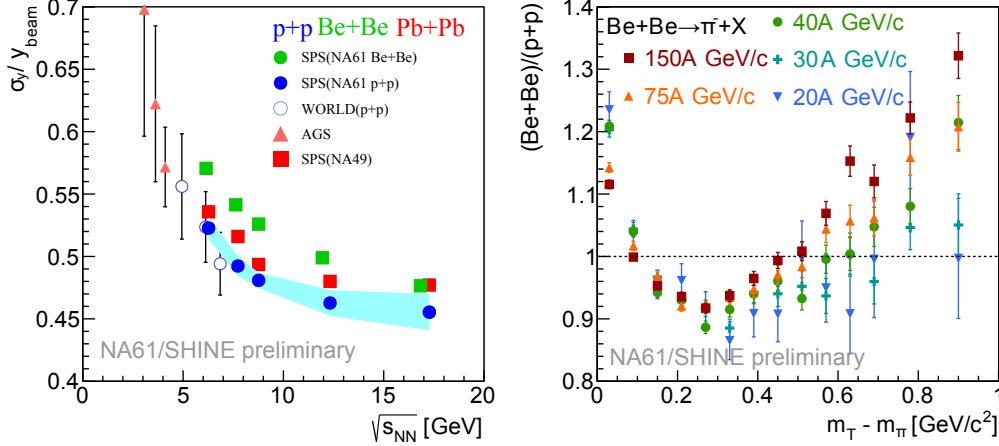


Figure 3: Energy dependence of the scaled width σ_y/y_{beam} of the rapidity distributions (left) and ratio of transverse mass spectra in ${}^7\text{Be}+{}^9\text{Be}$ and p+p interactions (right).

3. Fluctuations and correlations

Observation of the onset of deconfinement at lower SPS energies suggests the possibility of detecting the CP in heavy ion collisions. A specific property of the CP - the increase in the correlation length - makes fluctuations its basic signal. In order to observe the CP, created matter should freeze-out near its location. So, if at all, the CP signals are expected at energies higher than those of the onset of deconfinement. Indications of enlarged fluctuations in multiplicity and transverse momentum as well as an intermittency signal were found by NA49 in Si+Si collisions at 158A GeV [7, 8].

When comparing fluctuations in systems of different size (volume) one should use quantities which are insensitive to volume and volume fluctuations (unavoidable in A+A collisions). Two families of such quantities were used. First, the intensive quantity scaled variance, $\omega[A] = \frac{\langle A^2 \rangle - \langle A \rangle^2}{\langle A \rangle}$ where A stands for an event quantity. In the Grand Canonical Ensemble it is independent of volume but it depends on volume fluctuations. Second, the strongly intensive quantities $\Sigma[A, B]$ and $\Delta[A, B]$ defined as:

$$\Delta[A, B] = \frac{1}{C_\Delta} [\langle B \rangle \omega_A - \langle A \rangle \omega_B], \quad \Sigma[A, B] = \frac{1}{C_\Sigma} [\langle B \rangle \omega_A + \langle A \rangle \omega_B - 2(\langle AB \rangle - \langle A \rangle \langle B \rangle)], \quad (3.1)$$

where A and B are two different event quantities. For comparison with the NA49 experiment also the Φ quantity was used. For fluctuations of $P_T = \sum_{k=1}^N p_{T_k}$ it reads $\Phi_{P_T} = \sqrt{\overline{P_T} \omega[P_T]} [\sqrt{\Sigma[P_T, N]} - 1]$. For fluctuations of multiplicities of two types of particles N_i, N_j it is defined as $\Phi_{ij} = \frac{\sqrt{\langle N_i \rangle \langle N_j \rangle}}{\langle N_i + N_j \rangle}$.

$[\sqrt{\Sigma[i, j]} - 1]$. Strongly intensive quantities do not depend on volume and volume fluctuations but one needs two event quantities to construct them.

Enhanced fluctuations of multiplicity and mean transverse momentum were suggested as a possible signature of the CP of strongly interacting matter [9]. Transverse momentum fluctuations were measured by the NA49 experiment using the Φ_{p_T} quantity [10]. For system size dependence at the top SPS energy NA49 finds a maximum of Φ_{p_T} for C+C and Si+Si collisions [7]. The energy dependence of Φ_{p_T} and $\Delta[P_T, N]$ in p+p and ${}^7\text{Be}+{}^9\text{Be}$ interactions is shown in Fig. 3. The values in ${}^7\text{Be}+{}^9\text{Be}$ interactions exhibit no centrality dependence and are close to p+p results. No structures which could be connected to the CP/OD in p+p and ${}^7\text{Be}+{}^9\text{Be}$ collisions are visible. Bose-Einstein statistics and $\langle p_T \rangle, N$ correlations probably introduce differences between $\Sigma[P_T, N]$ and $\Delta[P_T, N]$. Details on this analysis can be found in Ref. [11].

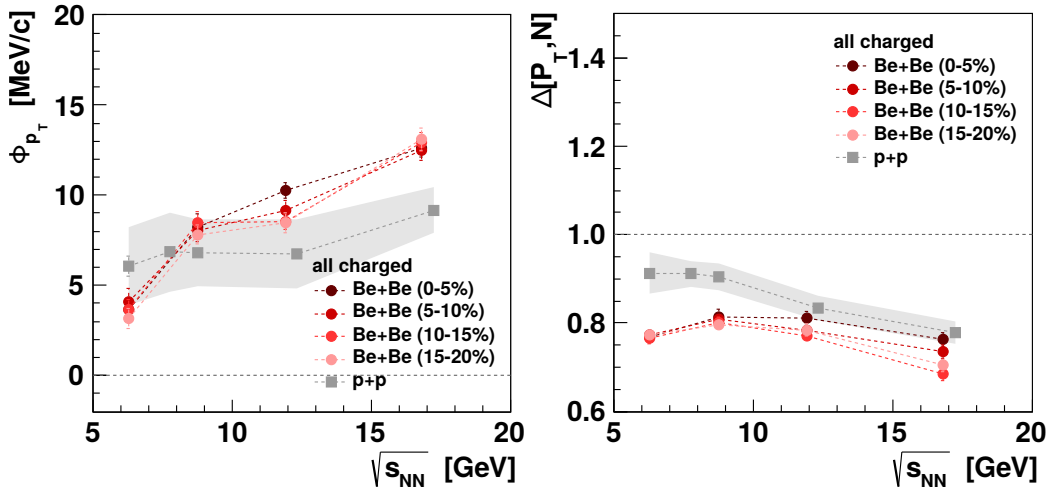


Figure 4: The energy dependence of $\Sigma[P_T, N]$ (left) and $\Delta[P_T, N]$ (right) in p+p and ${}^7\text{Be}+{}^9\text{Be}$ interactions.

Several mechanisms could lead to specific event-by-event particle ratio (chemical) fluctuations. Among them are overheating-supercooling fluctuations due to a first order phase transition with considerable latent heat, or fluctuations due to coexistence of confined and deconfined matter (mixed phase) [12]. Chemical fluctuations might contain otherwise inaccessible information about the nature and order of the phase transition at these energies [12]. They are also influenced by conservation laws, quantum statistics, and resonance decays. Comparison with Pb+Pb interactions from NA49 is shown in Fig. 3. The results for $\Phi_{\pi(p+\bar{p})}$ and $\Phi_{\pi^+K^+}$ in both reactions are similar. $\Phi_{\pi(p+\bar{p})}$ is probably dominated by conservation laws and resonance decays (agreement with UrQMD model supports this interpretation). No structures can be connected with the CP but there is a systematic difference in $\Phi_{\pi^+K^+}$ possibly connected to OD. Further studies are needed in order to understand the observed discrepancy.

Two-particle correlations in $\Delta\eta\Delta\phi$ were studied extensively at RHIC and LHC. They may allow to disentangle different sources of correlations: jets, flow, resonance decays, quantum statistics effects, conservation laws, etc. Correlations are calculated as a function of the difference in pseudo-rapidity (η) and azimuthal angle (ϕ) between two particles in the same event. The correlation function $C(\Delta\eta, \Delta\phi)$ is obtained as the ratio of distributions of pairs from data and mixed events of the same multiplicity, respectively. Details can be found in Ref. [14]. The energy dependence

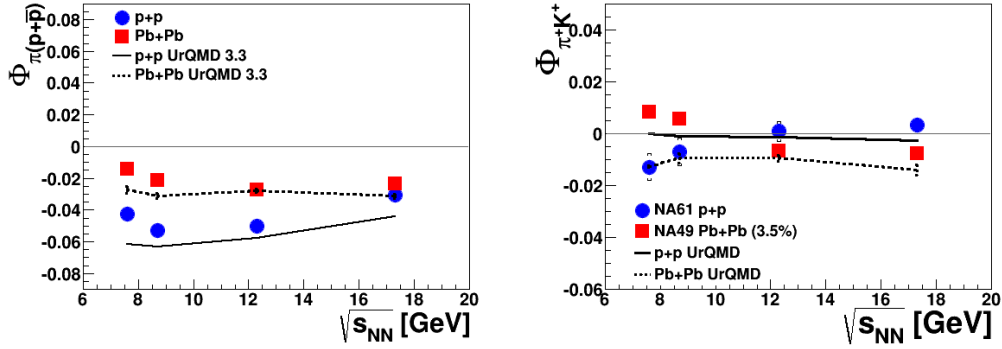


Figure 5: The energy dependence of $\Phi_{\pi(p+\bar{p})}$ (left) and $\Phi_{\pi^+K^+}$ (right) in $p+p$ (NA61/SHINE) and central $Pb+Pb$ (NA49) interactions [13].

of the correlation functions from $p+p$ reactions for all charged pair combinations is presented in Fig. 3 for different collision energies. Several structures can be seen in the plots:

- A maximum at $(\Delta\eta, \Delta\phi) = (0, \pi)$, probably a result of resonance decays and momentum conservation. It is strongest for unlike-sign pairs and significantly weaker for same charge pairs
- A weak enhancement at $(\Delta\eta, \Delta\phi) = (0, 0)$, likely due to Coulomb interactions (unlike-sign pairs) and quantum statistics (same charge pairs).

4. Summary

The analysis of inelastic $p+p$ and ${}^7\text{Be}+{}^9\text{Be}$ interactions at CERN SPS energies showed many interesting effects. In particular, the $p+p$ data exhibited step-like structures in the energy region where the onset of deconfinement was found in central $Pb+Pb$ collisions. Also, precise NA61/SHINE measurements can not be explained well by theoretical models. For ${}^7\text{Be}+{}^9\text{Be}$ reactions an indication of a transverse flow effect was found at the highest beam momenta. There are no indications of the Critical Point in fluctuations of transverse momentum in $p+p$ and ${}^7\text{Be}+{}^9\text{Be}$ interactions. Fluctuations and correlations in $p+p$ and ${}^7\text{Be}+{}^9\text{Be}$ are dominated by conservation laws and resonance decays.

This work was supported by the Hungarian Scientific Research Fund (grants OTKA 68506 and 71989), the János Bolyai Research Scholarship of the Hungarian Academy of Sciences, the Polish Ministry of Science and Higher Education (grants 667/N-CERN/2010/0, NN 202 48 4339 and NN 202 23 1837), the Polish National Center for Science (grants 2011/03/N/ST2/03691, 2012/04/M/ST2/00816, 2013/11/N/ST2/03879, 2014/13/N/ST2/02565), the Foundation for Polish Science — MPD program, co-financed by the European Union within the European Regional Development Fund, the Federal Agency of Education of the Ministry of Education and Science of the Russian Federation (SPbSU research grant 11.38.193.2014), the Russian Academy of Science and the Russian Foundation for Basic Research (grants 08-02-00018, 09-02-00664 and 12-02-91503-CERN),

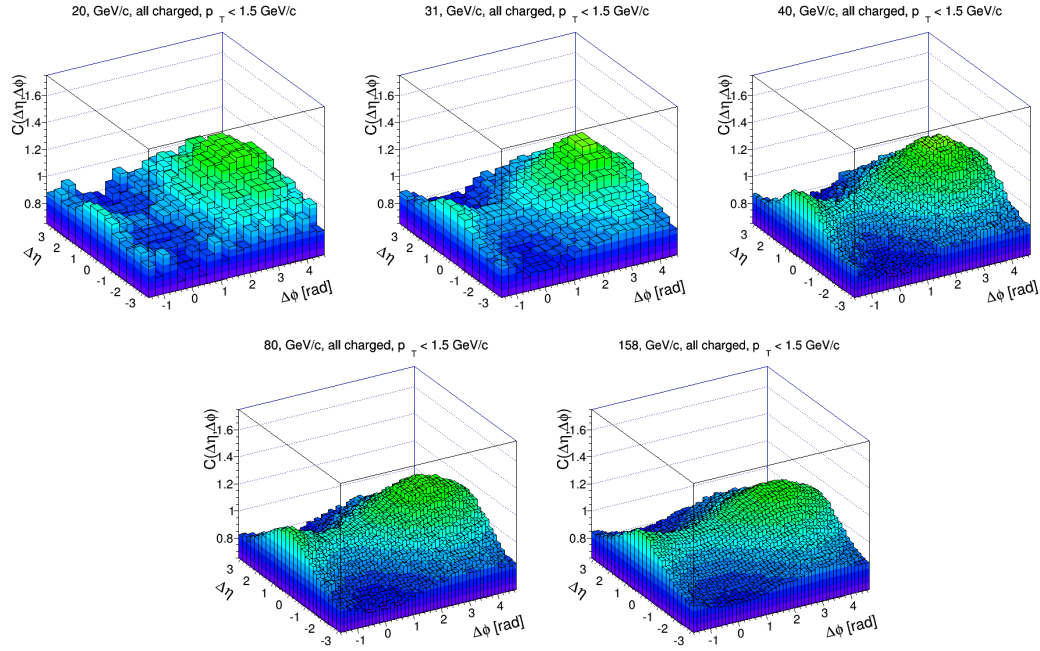


Figure 6: Correlation function $C(\Delta\eta\Delta\phi)$ in inelastic $p+p$ interactions for all charged particle pairs. The correlation function is mirrored around $(\Delta\eta, \Delta\phi) = (0, 0)$.

the Ministry of Education, Culture, Sports, Science and Technology, Japan, Grant-in-Aid for Scientific Research (grants 18071005, 19034011, 19740162, 20740160 and 20039012), the German Research Foundation (grant GA 1480/2-2), the EU-funded Marie Curie Outgoing Fellowship, Grant PIOF-GA-2013-624803, the Bulgarian Nuclear Regulatory Agency and the Joint Institute for Nuclear Research, Dubna (bilateral contract No. 4418-1-15/17), Ministry of Education and Science of the Republic of Serbia (grant OI171002), Swiss Nationalfonds Foundation (grant 200020117913/1) and ETH Research Grant TH-01 07-3.

References

- [1] N. Antoniou *et al.* [NA49-future Collaboration], CERN-SPSC-2006-034, CERN-SPSC-P-330, CERN-SPSC-2012-022, SPSC-P-330-ADD-6.
- [2] N. Abgrall *et al.* [NA61 Collaboration], JINST **9**, P06005 (2014) [arXiv:1401.4699 [physics.ins-det]].
- [3] M. Gazdzicki and M. I. Gorenstein, Acta Phys. Polon. B **30**, 2705 (1999) [hep-ph/9803462].
- [4] R. V. Poberezhnyuk, M. Gazdzicki and M. I. Gorenstein, arXiv:1502.05650 [nucl-th].
- [5] S. Pulawski [NA61 Collaboration], arXiv:1502.07916 [nucl-ex]; Vovchenko *et al.*, Phys. Rev. **C 90**, 024916 (2014), and private communication; Gavin Salam private communication; UrQMD: Prog. Part. Nucl. Phys. 41 (1998), J. Phys. G: Nucl. Part. Phys. 25 (1999); HSD: Nucl. Phys. A 602, 449 (1996), Nucl. Phys. A 644, 107 (1998), Phys. Rept. 308, 65 (1999); EPOS: Nucl.Phys.Proc.Suppl.196 (2009); PYTHIA: arXiv:1410.3012.
- [6] E. Kaptur, [NA61/SHINE Collab.] PoS CPOD (2014), http://pos.sissa.it/archive/conferences/217/053/CPOD2014_053.pdf

- [7] K. Grebieszko (for the NA49 Collab.), Nucl. Phys. **A 830**, 547C (2009) and ref. therein.
- [8] T. Anticic *et al.* [NA49 Collaboration], arXiv:1208.5292 [nucl-ex].
- [9] M. A. Stephanov, K. Rajagopal and E. V. Shuryak, Phys. Rev. D **60**, 114028 (1999) [hep-ph/9903292].
- [10] T. Anticic *et al.* (NA49 Collab.), Phys. Rev. **C 70**, 034902 (2004); T. Anticic *et al.* (NA49 Collab.), Phys. Rev. **C 79**, 044904 (2009)
- [11] A. Aduszkiewicz *et al.* [NA61/SHINE Collaboration], arXiv:1510.00163 [hep-ex].
- [12] L. P. Csernai and I. N. Mishustin, Phys. Rev. Lett. **74**, 5005 (1995); J. I. Kapusta, A. Mekjian, Phys. Rev. **D 33**, 1304 (1986); R. Stock, Nature **337**, 319 (1989).
- [13] A. Rustamov, PoS CPOD **2013**, 005 (2013).
- [14] B. Maksiak, arXiv:1503.02470 [nucl-ex] (2015).