

Stochastic Duty Cycling for Heterogenous Energy Harvesting Networks

Jianhui Zhang*, , Mengmeng Wang, Zhi Li

College of Computer Science and Technology, Hangzhou Dianzi University, Hangzhou 310018 China.

*Corresponding author, Email: jhzhang@ieee.org.

Abstract—In recent years, there have been several kinds of energy harvesting networks containing some tiny devices, such as ambient backscatter [1], ring [2] and renewable sensor networks [3]. During energy harvesting, such networks suffer from the energy heterogeneity, dynamics and prediction hardness because the access to natural resources is often spatiotemporal different and timely changing among the devices. Meanwhile, the charging efficiency is quite low especially when the power of the harvested energy is weak. It results in the energy waste to store the harvested energy indirectly. These features bring challenging and interesting issues on efficient allocation of the harvested energy. This paper studies the *stochastic duty cycling* by considering these features with the objective characterized by maximizing the common active time. We consider two cases: offline and online stochastic duty cycling. For the offline case, we design an optimal solution: offline duty cycling algorithm. For the online case, we design an online duty cycling algorithm, which achieves the approximation ratio with at least $1 - e^{-\gamma^2}$, where γ is the probability able to harvest energy. We also evaluate our algorithms with the experiment on a real energy harvesting network. The experiment results show that the performance of the online algorithm can be very close to the offline algorithm.

Index Terms—Stochastic Duty Cycling; Energy Harvesting Networks; Bipartite Matching

I. INTRODUCTION

The energy harvesting and communication for the tiny devices have been two interesting and challenging research directions for several years [1][2][3][4][5]. Wide range of natural resources can be harvested, such as signal from TV tower [1], Near Field Communication (NFC) in phone [2] and solar energy [3]. With the harvested energy, a major task is to support the communication among devices, such as the ambient backscatter [1] and the renewable sensor networks [3]. The harvested energy is usually limited and spatiotemporal changing because of the hardware limitation and the unpredictable variation of some environmental factors [6][7]. To achieve the permanent network operation, some techniques, such as duty cycling, are indispensable [3].

This paper focuses on the *stochastic duty cycling*, which is different from previous works on the duty cycling technique. The previous works can be roughly classified into two groups: the deterministic and stochastic duty cycling. The deterministic duty cycling only concerns about the amount of active time in each period. For example, some works estimate the amount of the active time for a period in advance [8][9]. In the

energy harvesting networks, the deterministic duty cycling cannot follow the energy dynamic caused by the environmental factors [10]. A few works focus on the stochastic duty cycling, by which both the active moments and the amount of active time are simultaneously considered, such as for coverage [11] and for short delay [12]. Current works on the stochastic duty cycling did not take the two factors into account together so that the harvested energy is not used with high efficiency. The two factors are:

- 1) Imperfect charging efficiency. In practice, the charging efficiency of the battery or capacitor for a solar powered sensor node is often less than 75% [13], which results in the 25% indirect energy waste to store the harvested energy.
- 2) Random natural energy. Some natural energy, such as solar or wind energy, is shown to be random [6][7][14], so as hard to accurately predict the profiles of the future energy for long term because of the unpredictable variation of the natural resources, such as wind or solar power.

This paper considers the imperfect charging efficiency and the randomness of the harvested energy, and designs the stochastic duty cycling algorithms respectively for two cases: offline and online. The objective is to maximize the Common Active Time (CAT) over a whole period. Under the offline case, the harvested energy over the whole period is previously known while it is not known in advance under the online case. The main contributions of this paper are summarized as follows:

- 1) It is the first work, to our best knowledge, that investigates the important problem of the stochastic duty cycling by using the harvested energy with the objective to maximize CAT.
- 2) For the offline case, we design an offline stochastic duty cycling algorithm¹ with the optimal solution. For the online case, we propose an online stochastic duty cycling algorithm with the approximation ratio of $1 - e^{-\gamma^2}$, where γ is the probability able to harvest energy in each time slot.
- 3) This paper has performed both theoretical analysis and experimental evaluation, and the experiment results demonstrate that the online algorithm can achieve

¹This paper uses the term, the offline algorithm, to represent the offline stochastic duty cycling algorithm, and similar to the term, the online algorithm.

52.68% CAT of the offline algorithm on average. We analyze that the experimental result is in accordance with the theoretical result.

Road map. The rest of this paper is organized as follows. Section II describes the motivation and the objective of this paper. The stochastic duty cycling problem is formulated in Section III. We design the optimal solution for the offline case in Section IV and the approximate algorithm for the online case in Section V. Section VI reviews the related works on energy harvesting networks and duty cycling technique. The experiment is conducted and analyzed on the real energy harvesting networks in Section VII. The whole paper is summarized in Section VIII.

II. MOTIVATION

This section presents the observations motivating us to design the new stochastic duty cycling algorithms. One is the heterogeneity of the harvested energy because of the spatiotemporally different access to the natural resources. The other is the low charging efficiency because of the hardware limitation and the weakness of the harvested energy.

A. Heterogenous Energy Harvesting

The heterogeneity of the harvested energy appears quite frequent when the network is deployed outdoor [6][15][16]. The unpredictable environmental factors, such as the shadow of trees, buildings or cloud, cause the device in the network to have diverse profiles of the harvested-energy as illustrated in Figure 1 and 2. A device may have different profiles among several periods even under the similar weather conditions as illustrated in Figure 1. More so, the energy profiles for several different devices vary a lot over a single period because of their different locations or some random cloud as shown in Figure 2. As to the randomness of the harvested energy, some previous works model it as the random arrival process with *i.i.d.* [17] or the Markov process [18][19].

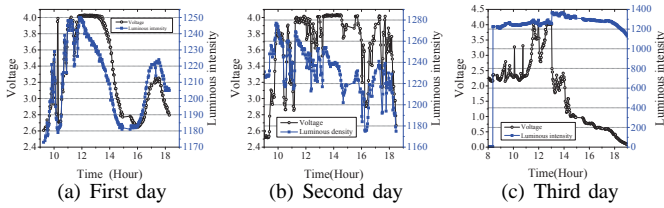


Fig. 1. The energy harvested by a device in three days.

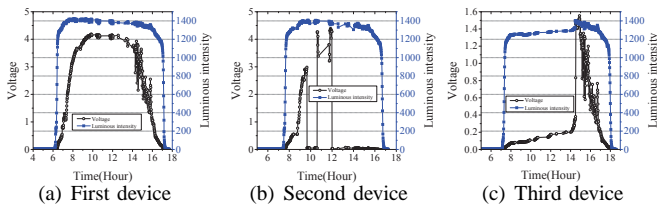


Fig. 2. The energy harvested by three devices in single day.

B. Low Charging Efficiency

The charging efficiency can be very low because of the hardware limitation or the weak power of the harvested energy. The popular components to store energy are battery and capacitor. The charging efficiency of the lithium battery is about 75% on average [13]. If the harvested energy is stored into capacitor, the energy loss is much more than that in battery because of the leakage [16]. The low charging efficiency means that much energy is wasted inevitably if it is charged into the energy storage component. Meanwhile, the harvested energy changes over time, and sometimes is too weak to support the normal operation of the device or to charge battery as shown in Figure 2(b). In the example of this figure, the power of the harvested energy is lower than 3 V before 10 o'clock so as not to charge the battery.

The devices can only communicate with each other during their CAT, such as the data transmission among the nodes in ad hoc and wireless sensor networks. To improve the CAT under the low charging efficiency, it is better to use the harvested energy directly rather than to store it firstly. The heterogeneity of the harvested energy constrains that the devices cannot use the harvested energy directly and synchronously in every moment. Furthermore, the harvested energy arrives randomly, which makes it quite challenging to arrange the CAT among devices. These observations motivate us to design new stochastic duty cycling algorithms in order to improve the utilization efficiency of the harvested energy especially when the harvested energy is heterogenous and the charging efficiency is low.

C. Objective

Suppose that the period T is divided into several time slots $\tau = 1, \dots, |T|$. The metric, CAT, is defined by the following statement:

Definition 1 (Common Active Time (CAT)): Suppose the active time of the devices u and v are respectively the time slot sets s and s' , $s, s' \subset T$. Their CAT over the period T $I_{uv}(T)$ is the intersection of the two sets, *i.e.* $s \cap s'$.

Next, we design a way to determine the CAT so that we can measure the impact of both of the heterogenous harvested energy and the low charging efficiency. Let α denote the decision of the device. If u is active, $\alpha_u = 1$ and 0 otherwise. Let θ denote the energy state. If the device u can access the natural resources, $\theta_u = 1$, and 0 otherwise. The CAT between the device u and its neighbor v can be calculated by the following facts. If $\theta_u(\tau) = 1$ in time slot τ , then u can use the energy directly in this slot τ or store it with the charging efficiency λ . When $\theta_u(\tau) = 1$ and $\theta_v(\tau) = 1$, $\alpha_u(\tau) = 1$ and $\alpha_v(\tau) = 1$, the CAT is 1, *i.e.* $I_{uv}(\tau) = 1$. When $\alpha_u(\tau) = 0$ and $\alpha_v(\tau) = 0$, $I_{uv}(\tau) = 0$ and the device can store the harvested energy if available. When $\alpha_u(\tau) = 1$ and $\alpha_v(\tau) = 1$ and not both u and v can access the natural energy simultaneously, one or both of u and v have to use their stored energy. In this case, $I_{uv}(\tau) = \lambda$. Therefore, the

CAT in each time slot τ can be calculated by the following equation:

$$I_{uv} = \begin{cases} 1, & \alpha_u = \alpha_v = 1 \ \& \ \theta_u = \theta_v = 1 \\ 0, & \alpha_u = 0 \text{ or } \alpha_v = 0 \\ \lambda, & \alpha_u = \alpha_v = 1 \ \& \ \theta_v = 0 \neq \theta_u = 0 \end{cases} \quad (1)$$

The goal of this paper is to maximize the overall CAT between the device and its neighbor over the period T . To achieve the goal, the device must determine a sequence of decision $\alpha(\tau)$ over T so that the overall CAT can be maximized, *i.e.* $\max \sum_{\tau=1}^T I_{uv}(\tau)$.

Most symbols used in this paper are summarized in Table I.

TABLE I
SYMBOL AND MEANING

Sym.	Description	Sym.	Description
T	Period	τ	Slot
u	Device	v	Device neighbor
U	Device set	V	Neighbor set
E	Edge set	$G(U, V, E)$	Graph
λ	Charging efficiency	I	CAT
θ	Energy state	γ	Probability of $\theta = 1$

III. PRELIMINARIES

This section gives the model of the energy harvesting process and network, and then formulates the stochastic duty cycling problem.

A. Model

In the energy harvesting networks, the device is able to harvest natural energy and to communicate with its neighbor. Each device can store the harvested energy with the charging efficiency λ or use it directly. Because of the hardware limitation, the device can harvest tiny energy and thus cannot support its normal operation and charge its battery with the harvested energy simultaneously. The harvested energy can support the device's normal operation or can charge the battery if and only if its power is over a threshold. If the harvested energy is higher than the threshold, $\theta = 1$ and 0 otherwise. Assume that the energy that the device is able to harvest is one unit through a single time slot. As previous works, we model the energy harvesting process as the random arrival process with *i.i.d.* over time slots, and thus $\theta = 1$ with probability γ as previous works [17][18]. This paper considers the point-to-point (P2P) communication model, *i.e.* one device communicates with only one another device in a period. This kind of model is very popular in many applications, such as data collection in sensor networks.

B. Stochastic Duty Cycling Problem

Each device need determine its decision for each time slot to allocate its energy under the constraints of the heterogeneity of the harvested energy and the low charging efficiency when the accesses to harvest energy arrives *i.i.d.*. With the object in Section II-C, the *stochastic duty cycling problem* in this paper

is to maximize the CAT over the period T . With Equation (1), the stochastic duty cycling can be formulated as the following programming.

$$\max \sum_{\tau \in T} I(\tau) \quad (2)$$

$$\text{s.t.} \quad \sum_{t=1}^{\tau} \alpha(t) \leq \sum_{t=1}^{\tau} \theta(t), \quad \forall \text{each device} \quad (3)$$

$$\alpha(\tau), \theta(\tau) \in \{0, 1\}, \quad \forall \tau \in T \quad (4)$$

where the first constraint means that the consumed energy should be less than the harvested.

This paper considers the stochastic duty cycling in two cases: offline and online.

Definition 2 (Offline Stochastic Duty Cycling): The device has the complete knowledge of the harvested energy of its own and neighbor over the whole period, *i.e.* $\theta(\tau)$, $\tau \in T$. They then determine the decision sequence $\alpha(\tau)$, $\tau \in T$.

The offline case has a few applications in reality, for example, the state of the harvested-energy in current period can be estimated precisely when the period has similar condition to access the natural energy with the previous periods [20]. This paper considers this case as a baseline for comparison with the online case.

Definition 3 (Online Stochastic Duty Cycling): In each time slot τ , the device determines the decision $\alpha(\tau)$ while it has no knowledge of future harvested energy of its own and neighbor.

This case is more practical and applicable to the real scenarios of the energy harvested networks, where the harvested energy is heterogenous and stochastic.

IV. OFFLINE STOCHASTIC DUTY CYCLING

In this section, we present the overview of the offline stochastic duty cycling algorithm, and then give the algorithm details and analyze its theoretical performance finally.

A. Overview

This section designs the offline algorithm for the offline case by two steps. Since under the offline case, the device has the complete knowledge of the harvested energy of its own u and neighbor v , *i.e.* $\theta_u(\tau)$ and $\theta_v(\tau)$, $\forall \tau = 1, \dots, T$, we construct an *energy state graph* $G(U, V, E)$ to describe the knowledge of the device and its neighbor in the first step. U and V are the sets of vertexes, which represent the time slots with the energy state $\theta = 1$. E is the set of the edges among the vertexes respectively from the sets U and V . The graph then can be mapped to a bipartite graph, and is used to characterize the timing and intercover relations between the harvested energy states of neighboring devices. In the second step, we transfer the energy state graph to the *offline duty cycling graph*. With this graph, we are able to convert the offline duty cycling problem to the maximal weighted matching problem in the bipartite graph. Theoretical proof shows that the offline duty cycling graph is the maximum weighted matching between the two sets U and V , and accordingly the maximal CAT over the period.

B. Offline Duty Cycling Algorithm

We firstly present the properties of the heterogeneous energy harvesting, and then describe the construction of the energy state graph. For statement convenience, this paper defines some terms. Let *vertex* denote the time slot, at which the state of the harvested energy is $\theta = 1$ as the red circle in Figure 3. For example, $\tau_1(u)$ is the vertex of u at time slot τ_1 in Figure 3 when $\theta_u(\tau_1) = 1$. If two vertexes respectively from the two vertex sets U and V appear at the same time slot, such as $\tau_1(u)$ and $\tau_1(v)$, $u \in U$ and $v \in V$, they are called *synchronous vertexes*. Otherwise, they are called *asynchronous vertexes*. The edge connecting synchronous vertexes is called *synchronous edge*, and otherwise, is called *asynchronous edge*. The device can use the harvested energy to communicate with its neighbor at any subsequent time slot. Each vertex has some optional neighboring vertexes to connect, and thus has several possible edges as the dash lines shown in Figure 3.

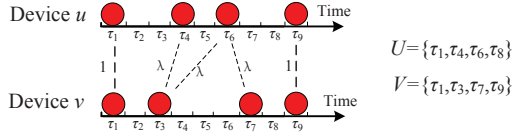


Fig. 3. Energy state graph $G(U, V, E)$.

Notice that the energy harvested in one time slot can support the device's communication for at most one slot. Accordingly, each vertex can have only one deterministic edge. We have the following property:

Property 1: There is at most one deterministic edge incident to each vertex.

Let the CAT represent the weight of the edge, and recall the definition of the CAT in Definition 1. We have the following property:

Property 2: The synchronous edges have the same CAT, and the same to the asynchronous edges. The synchronous edge have more CAT than the asynchronous edge with the energy harvested in one time slot.

We can assign the synchronous edge with weight one and asynchronous edge with weight λ according to Property 2. The example in Figure 3 illustrates the above properties. The synchronous edges $(\tau_1(u), \tau_1(v))$ and $(\tau_9(u), \tau_9(v))$ are assigned the weight one. The asynchronous edges $(\tau_4(u), \tau_3(v))$, $(\tau_6(u), \tau_3(v))$ and $(\tau_6(u), \tau_7(v))$ are assigned the weight λ .

The method to construct the offline duty cycling graph is given by the following steps:

- 1) Construct the edges between the pairs of the synchronous vertexes.
- 2) Each remaining vertex searches backward and connects to the nearest vertex of its neighbor device.

The example in Figure 4 illustrates the way to construct the offline duty cycling graph. In the first step, the deterministic synchronous edges: $(\tau_1(u), \tau_1(v))$ and $(\tau_6(u), \tau_6(v))$, are found one by one according to Property 1, *i.e.* making the decision $\alpha_u(\tau_1) = \alpha_v(\tau_1) = 1$ and $\alpha_u(\tau_6) = \alpha_v(\tau_6) = 1$. In the second step, the deterministic asynchronous edges are

found. The vertex $\tau_3(v)$ searches another vertex in the set U to establish a deterministic asynchronous edge. $\tau_3(v)$ can only search backward, *i.e.* the vertex in U , which appears later than $\tau_3(v)$, since the device can use the energy only after it is harvested and stored. Furthermore, $\tau_3(v)$ need only search the nearest vertex $\tau_4(u)$ in U since all asynchronous edges have the same weight λ . Then the asynchronous edge $(\tau_4(u), \tau_3(v))$ is found, *i.e.* make decision $\alpha_u(\tau_4) = \alpha_v(\tau_4) = 1$. Similarly, the deterministic edge $(\tau_8(u), \tau_9(v))$ is established, *i.e.* make the decision $\alpha_u(\tau_9) = \alpha_v(\tau_9) = 1$.

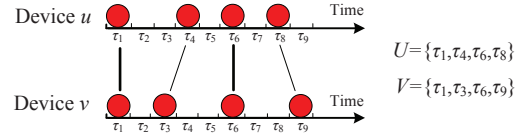


Fig. 4. Offline duty cycling graph $G(U, V, E')$.

Recall that the goal of the offline algorithm is to assign the harvested energy to the proper time slots so that the CAT between the device u and its neighbor v is maximized. From the energy state graph, we can observe that each edge represents a possible assignment of the harvested energy and the edge weight is the corresponding CAT by the energy assignment. We thus have the following claim.

Claim 1: The offline duty cycling algorithm that assigns the harvested energy to maximize the CAT corresponds to a solution to finding the maximum weighted matching between the vertexes of the energy state graph.

To maximize the overall CAT, we next design the offline duty cycling algorithm to construct the offline stochastic duty cycling graph. According to Property 2, the edge with weight one must be first selected. According to Property 1, each vertex can match only one another vertex. With the offline duty cycling graph, we design the offline duty cycling algorithm and summarize it in Algorithm 1.

Algorithm 1 Offline Duty Cycling Algorithm

Input: The harvested energy states: $\theta(\tau)$, $\tau = 1, \dots, T$.

Output: The edge set E' , *i.e.*, a weighted matching among the energy state graph.

- 1: Represent the time slot of $\theta(\tau) = 1$ with the vertex;
 - 2: Construct an edge between each pair of synchronous vertexes and assign it with the weight 1;
 - 3: In the remaining vertexes, each vertex $\tau(u)$ searches backward for the nearest vertex $\tau(v)$ and establishes an asynchronous edge with weight λ ;
 - 4: In the remaining vertexes, each vertex $\tau(v)$ searches backward for the nearest vertex $\tau(u)$ and establishes an asynchronous edge with weight λ ;
-

C. Theoretical Performance

By Algorithm 1, we can construct the offline duty cycling graph $G(U, V, E')$, which connects the vertexes of neighboring

devices with the weighted deterministic edges. The theorem 1 shows that the edge set E' is the maximal weighted matching between the two sets: U and V , *i.e.* the maximal CAT over the period.

Theorem 1 (Optimality): The edge set E' of the offline duty cycling graph is the maximum weighted bipartite matching between the two sets U and V .

Proof: We prove by contradiction. Suppose that there is another set E'' having the overall weight higher than E' . Since the edges have two kind of weights: 1 and λ , we divide the edge set into two subsets: one E_1 with weight 1, and another E_λ with weight λ . We have $E' = E'_1 \cup E'_\lambda$ and $E'' = E''_1 \cup E''_\lambda$. There must be $|E''_1| > |E'_1|$ or $|E''_\lambda| > |E'_\lambda|$, where $|\cdot|$ is the set cardinality. If $|E''_1| > |E'_1|$, there is at least one another synchronous edge, which is not included in E'_1 . But it contradicts Algorithm 1 since the algorithm searches all synchronous edges firstly in the step 2. Similarly, we can prove the case, in which $|E''_\lambda| > |E'_\lambda|$, also contradicts Algorithm 1 since the algorithm searches all asynchronous edges in the step 3 and 4. ■

This above theorem means that the maximal CAT over the period can be maximized by Algorithm 1. The maximal CAT over the period is given by the following theorem.

Theorem 2 (Expected CAT): The expected CAT over the period T by Algorithm 1 is $|T|\gamma[\gamma + 2\lambda(1 - \gamma)]$ per device.

Proof: Recall that the harvested energy state is *i.i.d.* over time slots in Section III-A. The device can harvest energy in each time slot with γ . The expected number of synchronous edges over the period is $\sum_{\tau_i=1}^T \gamma^2$. The expected number of asynchronous edges over the period is $\sum_{\tau_i=1}^T 2\gamma(1 - \gamma)$. Thus the expected overall CAT is $\mathbb{E}(I(T)) = |T|\gamma[\gamma + 2\lambda(1 - \gamma)]$ ■

There are some existing algorithm to find the maximal weighted bipartite matching [21]. Their complexity is quite high. In this paper, the time complexity of Algorithm 1 is not as high as the previous works. In the step 1 of Algorithm 1, each device costs $|T|$ steps to identify the harvested energy state of each time slot. In the step 2, it takes at most $\max\{|U|, |V|\}$ steps to establish synchronous edges among the vertexes. In the step 2, it takes at most $|U||V|$ steps to establish asynchronous edges among the vertexes. Therefore, the overall time complexity is $\max\{|T|, |U||V|\}$ since $|U|$ and $|V|$ are less than $|T|$.

Theorem 3 (Time complexity): The time complexity of Algorithm 1 is $O(\max\{|T|, |U||V|\})$.

V. ONLINE STOCHASTIC DUTY CYCLING

In many real applications, the networks cannot know the profiles of the harvested energy in advance. This section considers the online stochastic duty cycling. We firstly describe the online stochastic duty cycling problem and then give its mathematical formulation, and finally present an approximate algorithm for this problem. Its theoretical performance is analyzed in the last part of this section.

A. Problem Description

Recall that the natural resources is modeled as the random arrival process. Under the online duty cycling, the device and its neighbor have no future information of the profiles of their harvested energy in advance rather than the historical information of their harvested energy. By the historical information, the device need make online decision to be active, or to store the harvested energy in order to maximize the overall CAT. If the device can harvest energy in this slot, it can be active by using the harvested energy directly. Otherwise, it has to use the stored energy or to sleep. When it decides to sleep, it can store the harvested energy if the energy state $\theta = 1$. The device can use the harvested energy to establish an asynchronous edge with its neighbor if the neighbor has the stored energy. To use the natural energy with high efficiency, the device prefers to be active. But it may lose the access to store the harvested energy if its neighbor cannot harvest energy simultaneously. The online stochastic duty cycling problem is how the device makes online decision: sleep or active, in each time slot so that the overall CAT can be maximized.

B. Algorithm Design

This section presents the detailed design of the online algorithm. To illustrate the algorithm clearly, this section constructs an online stochastic duty cycling graph to describe the online duty cycling process as the example in Figure 5. In this figure, the current time slot is τ_7 , and the device has to make decision: sleep or active, for next time slot τ_8 . Since the harvested energy is random arrival under the online case, the device may harvest the energy in next time slot τ_8 with some probability, and the same to its neighbor. Let the dashed circle denote the possible vertexes as the vertexes $\tau_8(u)$ and $\tau_8(v)$ in Figure 5. Accordingly, the possible vertexes can establish possible edges with other vertexes. With the graph, the online duty cycling problem is equivalent to finding the maximal matching between the vertexes of the device and its neighbor when the vertexes arrive online.

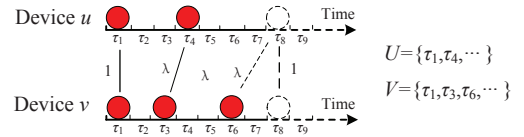


Fig. 5. Online duty cycling graph $G'(U, V, E)$.

The idea behind the online duty cycling algorithm is to capture the synchronous edge as many as possible so as to improve the overall CAT as much as possible. The online duty cycling algorithm works as follows. At each coming time slot, the possible vertexes $\tau(u) \in U$ or $\tau(v) \in V$ arrive together with the possible edges. The vertexes arrive online and in random order. The algorithm always has to either assign the current vertex in U to connect one of the unconnected vertexes of its neighbor in V , *i.e.* select synchronous edges for the newly arrived vertexes under the constraint given by Property 1. Our algorithm selects the synchronous and

asynchronous edges with certain probability, γ , which is the statics of the historical information of the harvested energy in the probability. According to the assumption in Section III-A, we need not to calculate the probability. Thus, each device makes decision online with the probability γ to be active in each time slot, i.e. $\alpha(\tau) = 1$, and $\alpha(\tau) = 0$ otherwise.

We summarize the online duty cycling algorithm as following pseudocode in Algorithm 2.

Algorithm 2 Online Duty Cycling Algorithm

Input: The probability γ and the period T .

Output: The edge set E .

- 1: **for** $\tau = 1, \dots, T$ **do**
 - 2: Each device makes decision to be active with probability γ and to sleep with probability $1 - \gamma$;
 - 3: If the active decision is chosen and the vertexes $\tau(u)$ and $\tau(v)$ arrive, i.e., adding the edge $(\tau(u), \tau(v))$ to E ;
 - 4: If the sleep decision is chosen and the vertex $\tau(u)$ arrives actually, the vertex connects to one unconnected vertex $\tau'(v)$, where $\tau' < \tau$, and then add the edge $(\tau(u), \tau'(v))$ to E . Otherwise, leave the vertex $\tau(u)$ unmatched.
 - 5: **end for**
-

C. Theoretical Performance

This section presents the theoretical performance of the algorithm 2 by approximation analysis. An algorithm for a maximization problem is said to be ρ -approximate algorithm if the CAT obtained by the algorithm is at least $1/\rho$ of the optimal algorithm.

We characterize one useful extension of the balls-in-bins problem, where this paper is interested in the distribution of certain functions of the bins by using the Azuma's inequality on appropriately defined Doob's Martingales. The extension is given in the following fact:

Fact 1: Suppose that there are n balls and n bins out of m . The balls are thrown into bins, i.i.d., with uniform probability over the bins. Let A be a certain subset of bins, and S be a random variable that equals the number of bins from A with at least one ball. With probability at least $1 - 2e^{-\varepsilon^2 m/2}$, for any $\varepsilon > 0$, we have:

$$|A|[1 - e^{-\frac{n}{m}}] - \varepsilon m \leq \mathbb{E}(S) \quad (5)$$

Proof: The probability that each bin has at least one ball is $1 - (1 - \frac{1}{m})^n$ so the expectation of S is $\mathbb{E}(S) = \sum_{a \in A} [1 - (1 - \frac{1}{m})^n]$. By the standard identities, we have:

$$\sum_{a \in A} [1 - e^{-\frac{n}{m}}] \leq \mathbb{E}(S) \quad (6)$$

Because S is the function of the placements of the n balls, it satisfies the Lipschitz condition, we may apply Azuma's inequality to the Doob Martingale and obtain the probability inequality: $p(|S - \mathbb{E}(S)| \geq \varepsilon m) \leq 2e^{-\varepsilon^2 m/2}$. ■

Theorem 4: The approximation of the algorithm 2 is $1 - e^{-\gamma^2}$, where γ is the probability able to harvest energy.

Proof: Algorithm 2 obtains the edge set E . Let $E = C_n + D_n$, where the set C_n contains the synchronous edges and the set D_n contains the asynchronous edges. Notice that each device can harvest energy with probability γ so the device and its neighbor can harvest energy in expected $n = \gamma m$ time slots, i.e. n vertexes, where $m = |T|$. According to Property 1, each vertex can only connect with one vertex of the neighboring device. In each time slot, the device has probability n/m , i.e., γ , to connect to the n vertexes of its neighbor, and probability $1/m$ to connect to one of them. In Algorithm 2, the device finds a single synchronous edge with probability γ , i.e. have γn vertexes in expectation. To bound the total number of edges in the set C_n , we have a balls-in-bins problem with n balls and n bins out of m . We are interested in lower-bounding the number of bins that have at least one ball. Applying the result in Fact 1, we obtain that $C_n \geq [1 - e^{-\frac{\gamma n}{m}}]n - \varepsilon m$, where $m = |T|$ and $n = \gamma m$ with probability $1 - e^{-\Omega(n)}$. Similarly, we can obtain that $D_n \geq [1 - e^{-\frac{\gamma n}{m}}]n' - \varepsilon m$ with probability $1 - e^{-\Omega(n')}$, where $n' = 2(1 - \gamma)m$. Thus the weight of the set E_n is $I_n(T) = |C_n| + \lambda|D_n| \geq (1 - e^{-\frac{\gamma n}{m}})(n + \lambda n') - 2\varepsilon m \geq (1 - e^{-\frac{\gamma n}{m}})(\gamma^2 m + 2\lambda(1 - \gamma)\gamma m) - 2\varepsilon m$ since $\gamma \leq 1$.

Let E_{OPT} denote the edge set obtained by the optimal algorithm OPT. $E_{OPT} = C_{OPT} + D_{OPT}$, where the set C_{OPT} contains the edges with weight one and the set D_{OPT} contains the edges with weight λ . The device and its neighbor have $m\gamma^2$ times of common chance to harvest energy in expectation, and thus have $m\gamma^2$ edges with weight one in expectation, i.e. $C_{OPT} = m\gamma^2$. Similarly, it have expected $2m(1 - \gamma)\gamma$ edges with weight λ , i.e. $D_{OPT} = 2m(1 - \gamma)\gamma$. Thus the weight of the set E_{OPT} is $I_{OPT}(T) = |C_{OPT}| + \lambda|D_{OPT}| = \gamma^2 m + 2\lambda(1 - \gamma)\gamma m$.

Summarize the above analysis, we can obtain that overall CAT, i.e. the overall edge weight, obtained by Algorithm 2 is $I_n(T)/I_{OPT}(T) = (|C_n| + \lambda|D_n|)/(|C_{OPT}| + \lambda|D_{OPT}|) \geq 1 - e^{-\frac{\gamma n}{m}} - 2\varepsilon m/(|C_{OPT}| + \lambda|D_{OPT}|)$. We can take the value of ε to be sufficient small, and then the approximation ratio of Algorithm 2 is $1 - e^{-\frac{\gamma n}{m}}$, where $\frac{n}{m}$ goes to γ . ■

In Algorithm 2, the harvested energy arrives randomly and the device makes online decision in each time slot. There are $|T|$ slots totally. In each time slot, the device has $|T|\gamma^2$ times to find the synchronous edges in expectation, and $|T|(1 - \gamma)\gamma$ times to find the asynchronous edges. When the device cannot find the synchronous edge, it looks for the asynchronous edges. It takes at most $|T|\gamma$ steps in expectation to find the asynchronous edge since $(1 - \gamma)\gamma < \gamma$, and thus at most $|T|^2\gamma$ steps overall. Since $\gamma \leq 1$, we have:

Theorem 5: The time complexity of Algorithm 2 is $O(|T|^2)$.

VI. RELATED WORK

This section reviews the related works on the energy harvesting networks and the duty cycling technique.

Energy harvesting Network Tiny energy harvesting devices and networks have been widely researched in recent

years. Liu *et al.* designed the novel communication mechanism, ambient backscatter, that enables devices to communicate by backscattering ambient RF with the harvested energy from harvesting the energy from TV signals [1]. Xiang *et al.* designed a self-sustaining sensing system called Trinity. Trinity harvests energy from the airflow produced by HVAC outlets to power the sensor nodes, which are then able to communicate with each other [4]. Gummesson *et al.* designed a ring form-factor wearable device for gesture input, harvesting energy from an NFC-enabled phone held in a users hand [2]. There are other typical systems, such as Prometheus [8] and Helimote [22], able to harvest solar, vibration and wind energy [23][24]. Among the existing systems, some devices have no storage components and thus use the harvested energy directly [17][19]. Some devices store the harvested energy into their batteries while others take the capacitor as the primary buffer and the battery as the second buffer [8]. The battery suffers from low charging efficiency and long charging duration, the capacitor has high leakage [16]. For example, the 2000F ultra-capacitor has the high leakage rate up to 43.8% during the first month [16].

These devices and networks can harvest small amount of energy from the natural resources continually, which is not enough to support full duty cycle. The harvested energy among devices or the networks is heterogenous because of the spatiotemporal variation of the natural resources [10][4]. Frequent charging/discharging suffers from much energy loss and harms the battery working life.

Duty cycling. In the energy harvesting devices and networks, the duty cycling technique is still necessary because of the limited hardware and insufficient intensity of the natural resources [8][6]. Previous works on duty cycling can be classified into two groups: deterministic and stochastic duty cycling. The deterministic duty cycling calculates the amount of active time in each period, such as the adaptive duty cycling [25][10]. A few works considers not only the amount of the active time but also the moments to wake up, *i.e.* stochastic duty cycling [11][12]. However, they did not consider that the energy harvesting is a random process [14], and the energy profile of each sensor node is time-varying and different among the devices [15][16]. Furthermore, these previous works adjust duty cycle only according to the predicted amount of the harvested energy in a duration, and do not consider the moments to be active since the low charging efficiency has great impact on the energy efficiency.

Different from the previous works, this paper addresses the stochastic duty cycling by considering not only the amount of the active time but also the moments to be active over a period. We consider the spatiotemporal dynamic of the harvested energy and our scheme ensures that each sensor node adjusts its duty cycle by considering both the dynamic harvested energy and low charging efficiency.




Fig. 6. Experiment devices and deployment.

VII. EXPERIMENTAL EVALUATION

A. Experiment Setting

This section conducts the experiment to evaluate the performance of the offline/online algorithms. The experiment device is the solar sensor nodes in Figure 6(a) and is able to harvest the solar energy and communicate with others [26]. The controller in the node can shift the harvested energy to charge the battery or to support its operation. The solar sensor nodes are deployed around our lab building in Figure 6(b) and have different time to access the solar energy. In this experiment, we consider the communication among node pairs instead of networked communication, such as data aggregation [27] or packet deliver [28]. Fifteen nodes and one sink are deployed to harvest solar energy, and to sample and deliver the data of the temperature and luminous density with the harvested energy. There are totally eight pair of devices, among which seven pair of devices runs the offline and online algorithms. The sink connects with a personal computer, which collects data from the devices. The period and the slot are respectively set to be 10 hours and 1 minute.

B. Result Analysis

We first measure the metrics: CAT and Synchronous Active Time (SAT), and then analyze the factors impact the metrics. SAT is the sum of the synchronous edges' weight. Figure 7(a) shows the CAT obtained by the offline and online algorithms among the seven different pairs of devices. The CAT obtained by the offline algorithm ranges from 49.45 to 600 minutes while it ranges from 9.04 to 600 minutes under the online algorithm. Figure 8(a) shows the percentage of the CAT over the period length respectively under the offline and online algorithms. CAT can be from 8.24% to 100% of the period under the offline algorithm, and from 2.30% to 100% of the period length under the online algorithm. Figure 7(b) shows that SAT is from 47.77 to 600 minutes under the offline algorithm, and from 9.04 to 600 minutes under the online algorithm. Figure 8(b) shows the percentage of the SAT over the period length respectively under the offline and online algorithms. SAT is from 7.96% to 100% of the period under the offline algorithm, and from 1.52% to 100% of the period under the online algorithm. Figure 8(c) shows the performance of the online algorithm comparison to the offline algorithm. The CAT under the online algorithm can be from 10% to 100%, and 52.68% on average of that under the

offline algorithm. The SAT under the online algorithm can be from 6.4% to 100%, and 27.45% on average of that under the offline algorithm.

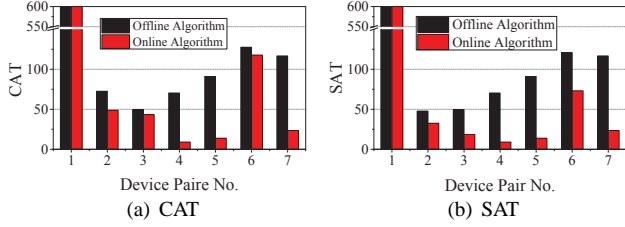


Fig. 7. The energy harvested by a same device in three days.

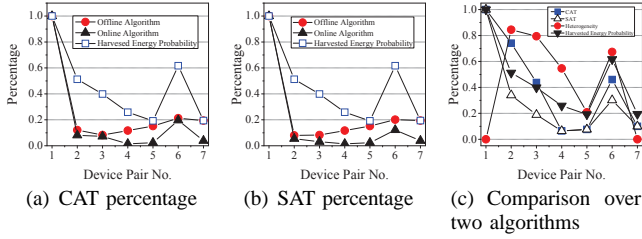


Fig. 8. Two parameters, γ and heterogeneity, impact the algorithm performance.

The experimental results show that the CAT and SAT are quite different among the different pairs of devices. We find that two parameters can describe the impact: the harvested energy probability, *i.e.* γ , and the heterogeneity. The heterogeneity is defined as the percentage of the non-CAT between a pair of devices. Higher heterogeneity results in less CAT among devices. Figure 8(a) and 8(b) show that γ is highly in accordance with the percentage of CAT and SAT. Figure 8(c) also show that γ is highly in accordance with the relative performance of the online algorithm in comparison with the offline algorithm. When γ closes to 1, CAT obtained by the online algorithm can close to the offline algorithm. Observe the case: No.1 pair of device, the performance of the online algorithm is same with the offline algorithm when $\gamma = 1$. This figure also shows that the metric: heterogeneity, is a good measure for the performance difference between the offline and online algorithms. The lower the heterogeneity is, the performance of the online algorithm is closer to the offline algorithm.

VIII. CONCLUSION

This paper investigates the stochastic duty cycling problem under the random harvested energy and low charging efficiency. Two cases: offline and online duty cycling, are studied. For the offline case, this paper designs the offline duty cycling algorithm with the technique of the maximal weighted bipartite matching. For the online case, this paper designs the online duty cycling algorithm with the approximation ratio of $1 - e^{-\gamma^2}$. This paper also conducts the experiment to evaluate the performance of the offline and online duty cycling algorithms.

REFERENCES

- [1] Vincent Liu, Aaron Parks, Vamsi Talla, Shyamnath Gollakota, David Wetherall, and Joshua R Smith. Ambient backscatter: wireless communication out of thin air. In *ACM SIGCOMM Computer Communication Review*, volume 43, pages 39–50, 2013.
- [2] Jeremy Gummesson, Bodhi Priyantha, and Jie Liu. An energy harvesting wearable ring platform for gestureinput on surfaces. In *Proceedings of the 12th annual international conference on Mobile systems, applications, and services (MobiSys)*, pages 162–175, Bretton Woods, NH, USA, June 16-19 2014. ACM.
- [3] S.J. Tang, X.Y. Li, X. Shen, Jianhui Zhang, G. Dai, and S.K. Das. Cool: On coverage with solar-powered sensors. In *Proceedings of the 31st International Conference on Distributed Computing Systems (ICDCS)*, pages 488–496, Minneapolis, Minnesota, USA, June 20-24 2011. IEEE.
- [4] Feng Li, Tianyu Xiang, Zicheng Chi, Jun Luo, Lihua Tang, Liya Zhao, and Yaowen Yang. Powering indoor sensing with airflows: a trinity of energy harvesting, synchronous duty-cycling, and sensing. In *Proceedings of the 11th Conference on Embedded Networked Sensor Systems (SenSys)*, pages 1–14, Roma, Italy, Nov. 11-14 2013. ACM.
- [5] Daibo Liu, Mengshu Hou, Zhichao Cao, Yuan He, Xiaoyu Ji, and Xiaolong Zheng. COF: Exploiting concurrency for low power opportunistic forwarding. In *Proceedings of the 23rd IEEE International Conference on Network Protocols (ICNP)*, San Francisco, CA, USA, Nov. 10-13 2015. IEEE. accepted to appear.
- [6] Y. Gu, T. Zhu, and T. He. ESC: Energy synchronized communication in sustainable sensor networks. In *Proceedings of the 17th IEEE International Conference on Network Protocols (ICNP)*, pages 52–62, Princeton, New Jersey, USA, Oct. 13-16 2009. IEEE.
- [7] Xingfa Shen, Cheng Bo, Jianhui Zhang, Shaojie Tang, Xufei Mao, and Guojun Dai. EFCon: Energy flow control for sustainable wireless sensor networks. *Elsevier Ad Hoc Networks*, 11(4):1421–1431, 2013.
- [8] Xiaofan Jiang, Joseph Polastre, and David Culler. Perpetual environmentally powered sensor networks. In *Proceedings of the 4th International Symposium on Information Processing in Sensor Networks (IPSN)*, pages 463–468, UCLA, Los Angeles, California, USA, April 25-27 2005. IEEE.
- [9] C. Moser, L. Thiele, D. Brunelli, and L. Benini. Adaptive power management for environmentally powered systems. *IEEE Transactions on Computers*, 59(4):478–491, 2010.
- [10] Bernhard Buchli, Felix Sutton, Jan Beutel, and Lothar Thiele. Dynamic power management for long-term energy neutral operation of solar energy harvesting systems. In *Proceedings of the 12th Conference on Embedded Networked Sensor Systems (SenSys)*, pages 31–45, Memphis, TN, USA, November 3-6 2014. ACM.
- [11] Chih Fan Hsin and Mingyan Liu. Randomly duty-cycled wireless sensor networks: Dynamics of coverage. *IEEE Transactions on Wireless Communications*, 5(11):3182–3192, 2006.
- [12] Giacomo Ghidini and Sajal K Das. An energy-efficient markov chain-based randomized duty cycling scheme for wireless sensor networks. In *Proceedings of the 31st International Conference on Distributed Computing Systems (ICDCS)*, pages 67–76, Minneapolis, Minnesota, USA, June 20-24 2011. IEEE.
- [13] Y. Ding, R. Michelson, and C. Stancil. Battery state of charge detector with rapid charging capability and method, July 25 2000. US Patent 6,094,033.
- [14] C.K. Ho, P.D. Khoa, and P.C. Ming. Markovian models for harvested energy in wireless communications. In *Proceedings of the International Conference on Communication Systems (ICCS)*, pages 311–315, Singapore, Nov. 17-19 2010. IEEE.
- [15] A. Kansal, D. Potter, and M.B. Srivastava. Performance aware tasking for environmentally powered sensor networks. In *ACM SIGMETRICS Performance Evaluation Review*, volume 32, pages 223–234, 2004.
- [16] Ting Zhu, Ziguo Zhong, Yu Gu, Tian He, and Zhi-Li Zhang. Leakage-aware energy synchronization for wireless sensor networks. In *Proceedings of the 7th international conference on Mobile systems, applications, and services (MobiSys)*, pages 319–332, Kraków, Poland, June 22-25 2009. ACM.
- [17] Longbo Huang and M. J. Neely. Utility optimal scheduling in energy-harvesting networks. *IEEE/ACM Transactions on Networking*, 21(4):1117–1130, 2013.
- [18] Marios Gatzianas, Leonidas Georgiadis, and Leandros Tassiulas. Control of wireless networks with rechargeable batteries. *IEEE Transactions on Wireless Communications*, 9(2):581–593, 2010.

- [19] Shibo He, Jiming Chen, David KY Yau, Huanyu Shao, and Youxian Sun. Energy-efficient capture of stochastic events under periodic network coverage and coordinated sleep. *IEEE Transactions on Parallel and Distributed Systems*, 23(6):1090–1102, 2012.
- [20] Joaquin Recas Piorno, Carlo Bergonzini, David Atienza, and Tadjana Simunic Rosing. Prediction and management in energy harvested wireless sensor nodes. In *Proceedings of 1st International Conference on Wireless Communication, Vehicular Technology, Information Theory and Aerospace & Electronic Systems Technology (Wireless VITAE)*, pages 6–10, Aalborg, Denmark, 17-20 May 2009. IEEE.
- [21] A. Madry. Navigating central path with electrical flows: from flows to matchings, and back. In *2013 IEEE 54th Annual Symposium on Foundations of Computer Science*, pages 253–262, 2013.
- [22] J. Hsu, A. Kansal, J. Friedman, V. Raghunathan, and M. Srivastava. Energy harvesting support for sensor networks. *SPOTS track at IPSN*, 2005.
- [23] R.S. Liu, K.W. Fan, Z. Zheng, and P. Sinha. Perpetual and fair data collection for environmental energy harvesting sensor networks. *IEEE/ACM Transactions on Networking*, 19(4):947–960, 2011.
- [24] Omur Ozel and Sennur Ulukus. Achieving awgn capacity under stochastic energy harvesting. *IEEE Transactions on Information Theory*, 58(10):6471–6483, 2012.
- [25] C.M. Vigorito, D. Ganesan, and A.G. Barto. Adaptive control of duty cycling in energy-harvesting wireless sensor networks. In *Proceedings of the 4th Annual Communications Society Conference on Sensor, Mesh and Ad Hoc Communications and Networks (SECON)*, pages 21–30, San Diego, California, USA, June 18-21 2007. IEEE.
- [26] Xingfa Shen, Cheng Bo, Jianhui Zhang, and et al. SolarMote: a low-cost solar energy supplying and monitoring system for wireless sensor networks. poster. In *Proceedings of the 7th ACM Conference on Embedded Networked Sensor Systems (SenSys)*, pages 413–414, Berkeley, California, USA, Nov. 4-6 2009.
- [27] Pei Wang, Yuan He, and Liusheng Huang. Near optimal scheduling of data aggregation in wireless sensor networks. *Elsevier Ad Hoc Networks*, 11(4):1287–1296, 2013.
- [28] Wei Dong, Yunhao Liu, Yuan He, Tong Zhu, and Chun Chen. Measurement and analysis on the packet delivery performance in a large-scale sensor network. *IEEE/ACM Transactions on Networking*, 22(6):1952–1963, 2014.