
An Inertial Latent-Variable Sequence Model

Rajasekaran Masatran

MASATRAN AT FREESHELL.ORG

Indian Institute of Technology Madras, Chennai, TN, India

Abstract

Latent-variable models are one popular approach to modeling sequences. One problem with sequence models, including latent-variable models, is that their exact learning algorithms are usually intractable in T , the length of the sequence, necessitating the use of approximation algorithms. Though these algorithms are faster than their exact counterparts, they are iterative and computationally expensive. However, models with fast algorithms can be designed for commonly occurring subsets of the set of sequences. We propose a new statistical model for a subset—the set of sequences with inertia. Our learning algorithms, at time complexity $O(T \log T)$, are significantly faster than those of general-purpose latent-variable sequence models.

1. Introduction

Sequences occur in many fields, including natural language processing, computational biology and speech recognition. Statistical modeling of sequences allows us to do classification and clustering of sequences. This is more difficult than statistical modeling of vector data, as standard pattern recognition techniques cannot be used directly. Latent-variable models are one popular approach to modeling sequences. They are based on graphical models, specifically dynamic bayesian networks. One problem with sequence models, including latent-variable models, is that their exact learning algorithms are usually intractable in T , the length of the sequence, necessitating the use of approximation algorithms.

Though these algorithms are faster than their exact counterparts, they suffer from two issues: (1) They are iterative and computationally expensive, and (2) They usually do not have theoretical guarantees on computational complexity. However, there are commonly occurring subsets of the set of sequences for which statistical models with fast algorithms are available. One such subset is the set of sequences with inertia.

1.1. Latent-Variable Models

A latent-variable sequence model models the output symbols, which are the visible variables, on a set of corresponding states, which are the latent variables. The value of each visible variable is dependent on its latent variable. Given the values of all latent variables, the visible variables are independent of each other. A latent-variable sequence model is essentially the class of graphical model called dynamic bayesian network.

1.2. Associativity

In a latent-variable model, if the latent states of adjacent time steps are likely to be the same, this is called associativity. This is an intrinsic property of the process underlying many application domains. The amount of associativity in the sequence varies by domain. In speech recognition, there is a lot of associativity. In chunking of natural language, there is a limited amount of associativity. In part-of-speech tagging in natural language, there is almost no associativity.

1.3. Inertia

Associativity is restricted to dependency between adjacent latent states. In this paper, we consider a broader condition, where non-adjacent latent states are dependent on each other. We call this inertia, and restrict our sequence model to sequences with inertia. Since an inertial model can approximate an associative model, it can be used for two classes of applications: (1) Applications with inertia in the state, and (2) Approximation of applications with associativity in the state.

1.4. Using Stochastic Models

In classification of sequences, the input is a set of classes, and a set of training sequences belonging to each class. The objective is to classify previously unseen sequences into one of these classes. The standard procedure for this is to build a model for each class by learning its set of training sequences. This class-conditional model enables us to compute a class-conditional density. Given the prior probabilities and these class-conditional models, bayesian clas-

sification is used to classify the new sequence.

Among latent-variable models, the hidden markov model (HMM) is the popular way of constructing the class-conditional density. The model that we propose in this paper is an inertial non-markov alternative to associative HMM, for constructing the class-conditional density.

1.5. Outline

In *section 1*, we motivate the problem, describe latent-variable models, associativity and inertia, explain how stochastic models are used, and give an outline of the paper.

In *section 2*, we review prior work, discuss the mathematical background: the markov chain and HMM, propose an index for associativity, show different types of HMM, and give intuition about our model.

In *section 3*, we describe our model. We describe the sliding window in **3.1**, signature in **3.2**, and dependencies between algorithms in **3.3**. We describe the six algorithms: evaluation in **3.4**, markov correction in **3.5**, decoding in **3.6**, assign in **3.7**, learning in **3.8**, and vector quantization in **3.9**. We compare time complexity with HMM in **3.10**.

In *section 4*, we extend our model to real symbols, following the structure of section 3.

In *section 5*, we summarize our contributions and suggest directions for future work.

2. Background

Our model builds on HMM and vector quantization. HMM itself builds on the markov chain. HMM was first introduced by (Baum & Petrie, 1966).

Longest Common Subsequence (LCSS) is a non-latent-variable distance between sequences, discussed in (Vlachos et al., 2002).

(Beal et al., 2002) modifies HMM into a model with continuous state, using dirichlet processes. (Montañez et al., 2015) develops an inertial HMM. Other methods that have been successful include the string kernel of (Leslie et al., 2002).

2.1. Markov Chain

$S = \{S_1, S_2, \dots, S_j, \dots, S_N\}$ is the set of states. The system is in one of these states, and the state is visible. At discrete times, the system undergoes a change of state, according to a set of probabilities associated with the state. The time instants of state changes are $t = \{1, 2, \dots, T\}$, and the state at time t is q_t . $Q = \{q_1, q_2, \dots, q_T\}$.

For a markov system, $P(q_t|q_{t-1}, q_{t-2}, \dots) = P(q_t|q_{t-1})$. Since $P(q_t|q_{t-1})$ is independent of time, we have the set of

state transition probabilities $a(i, j) = P(q_t = S_j|q_{t-1} = S_i)$. $\pi(j) = P(q_1 = S_j)$ denotes the initial state probabilities. The parameter set of the markov chain is $\langle A, \pi \rangle$.

Figure 1 is a markov chain, with parameters: $S: \{1, 2\}$, $A: \begin{pmatrix} 0.9 & 0.1 \\ 0.1 & 0.9 \end{pmatrix}$.

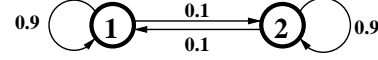


Figure 1. Markov Chain

2.2. Hidden Markov Model

HMM is the commonly-used latent-variable model for sequences. It is based on the markov chain. It is formulated in terms of three problems in (Rabiner, 1989). Unlike in the markov chain, the hidden markov model has a latent state. Each instance of the state emits an observation, and the probability distribution of the observation depends solely on the state from which it was emitted. The model is a doubly embedded stochastic process: an underlying latent stochastic process that is observed through another set of stochastic processes that produce the observations. The observation sequence is $O = \{o_1, o_2, \dots, o_T\}$. The parameter set of HMM is $\lambda = \langle A, B, \pi \rangle$:

$N = |S|$; $S = \{S_1, S_2, \dots, S_j, \dots, S_N\}$ are the unique states in the model, and the state at time t is q_t .

$M = |V|$; $V = \{v_1, v_2, \dots, v_k, \dots, v_M\}$ are the unique observation symbols, and the symbol at time t is o_t .

$A = \{a(i, j)\}$; $a(i, j) = P(q_t = S_j|q_{t-1} = S_i)$, the state transition probability distribution.

$B = \{b(j, k)\}$; $b(j, k) = P(o_t = v_k|q_t = S_j)$, the observation symbol probability distribution in state j .

$\pi = \{\pi(j)\}$; $\pi(j) = P(q_1 = S_j)$, the initial state probability distribution.

2.3. An Index for Associativity

We propose $[\log_N tr(A)]$ as an index for associativity. It is 0 when the model does not treat repeating state any different than going to a different state, and 1 when the model never changes state. It is negative infinity when the model never repeats states. Our model is applicable when this index is atleast, say, 0.5, i.e, $tr(A) \geq \sqrt{N}$.

2.4. Associativity in HMM

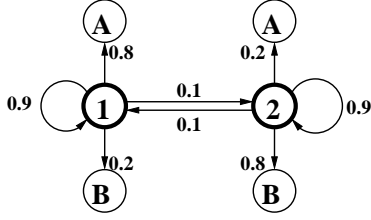


Figure 2. Associative HMM

Figure 2 is a HMM that avoids changing state, with parameters: $S: \{1, 2\}$, $V: \{A, B\}$, $A: \begin{pmatrix} 0.9 & 0.1 \\ 0.1 & 0.9 \end{pmatrix}$, $B: \begin{pmatrix} 0.8 & 0.2 \\ 0.2 & 0.8 \end{pmatrix}$. The index of associativity is:
 $\log_2(\text{tr} \begin{pmatrix} 0.9 & 0.1 \\ 0.1 & 0.9 \end{pmatrix}) = \log_2(0.9 + 0.9) = +0.848$.

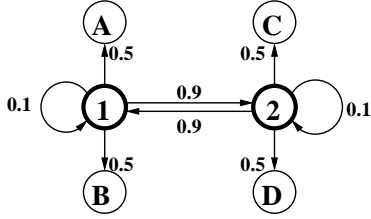


Figure 3. Non-Associative HMM

Figure 3 is a HMM that changes state frequently, with parameters: $S: \{1, 2\}$, $V: \{A, B, C, D\}$, $A: \begin{pmatrix} 0.1 & 0.9 \\ 0.9 & 0.1 \end{pmatrix}$, $B: \begin{pmatrix} 0.5 & 0.5 & 0 & 0 \\ 0 & 0 & 0.5 & 0.5 \end{pmatrix}$. The index of associativity is:
 $\log_2(\text{tr} \begin{pmatrix} 0.1 & 0.9 \\ 0.9 & 0.1 \end{pmatrix}) = \log_2(0.1 + 0.1) = -2.322$.

2.5. Intuition

$\{(p_1, p_2, \dots, p_n) \in \mathbb{R}^M \mid \sum_{k=1}^n p_k = 1, p_k \geq 0\}$ is the standard $(M-1)$ simplex, and is the range of the probability mass for a multinomial distribution with M categories. The states of a HMM can be considered as points in the probability simplex. The coordinates of the state are the observation symbol probability distribution B . These coordinates, the transition probability distribution A , and the initial state distribution π , together characterize the HMM.

The markov chain can be considered a special case of HMM, where the set of states is precisely the set of corners of the probability simplex. Each state is associated with a single symbol that it emits with probability 1.

3. Our Model

The primary benchmark for our model is (Taskar et al., 2004), which exploits associativity in a latent-variable model for fast learning.

In our model, the state variable traces a trajectory inside the probability simplex as we move from the beginning to

the end of the sequence. We divide the probability simplex into partitions, and a partition corresponds to a state in HMM. The probability of transitioning between partitions is A , and the observation symbol probability distribution is B . Roughly, this is our data model, and our algorithms conform to it, but not completely. Our model is not markov. It has inertia. The parameter set of our model is $\phi = \langle A, B, \pi, w \rangle$, the same as that of HMM, with the addition of w , the size of the sliding window.

3.1. Sliding Window

Sliding window methods are popular for sequences (Dietterich, 2002). Since our model has inertia, we are likely to stay in the same state for a significant number of continuous time steps. Therefore, sliding window models are likely to work well. The size of the window is the typical minimum number of time steps before a change of state. At t , the w -window is from $(t-w)$ to $(t+w)$. Increasing the window size increases inductive bias, and reduces variance. The *prolog* consists of the first w elements $\{1 \leq t \leq w\}$, and the *epilog* consists of the last w elements $\{(T-w+1) \leq t \leq T\}$.

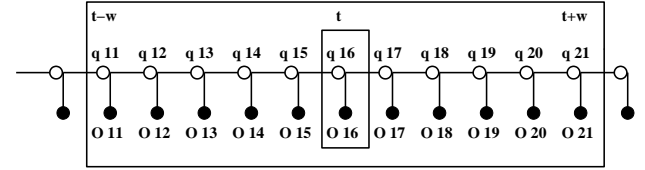


Figure 4. Sliding Window

It might be beneficial to use different values of w for evaluation, decoding and learning: w_e for evaluation, w for decoding, and w_l for learning.

3.2. Signature

Our decoding algorithm works in two steps: (1) Characterize the sliding window around the current time step with a signature, and (2) Use this signature to assign a latent state to the current time step. The signature is that observation probability vector with maximum likelihood of generating the symbols in the current sliding window. $X = \{x_t(k)\}$ where $x_t(k)$ is the sample probability of symbol v_k in the w -window around time t . This signature is a point in the probability simplex.

3.3. Algorithms and their Dependencies

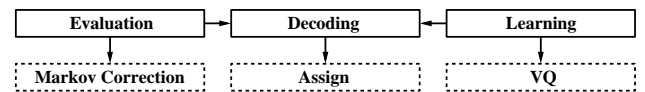


Figure 5. Algorithms and their dependencies

3.4. Evaluation

Given the model $\phi = \langle A, B, \pi, w \rangle$ and the observation sequence O , compute the probability $P(O|\phi)$ that the observed sequence was produced by the model.

Algorithm 1: Evaluation ($O(MNT)$)

Input: A, B, w_e, O
Output: p
 $(X, Q) \leftarrow \text{decoding}(B, \pi, w_e, O) \quad O(MNT)$
 $p \leftarrow 1$
for $t \leftarrow 2$ **to** T **do**
 $p \leftarrow p \times \alpha(X, t) \times b(q_t, o_t) \times a(q_{t-1}, q_t)$
end

Algorithm 1: Since we have inertia, the results of the decoding algorithm are pretty reliable. Therefore, we do not need to consider all possible paths of latent states. We compute a likelihood, by first decoding the sequence, and then computing the probability of generating the sequence, assuming that the decoded sequence of latent states was used to generate the sequence.

3.5. Markov Correction

$0 < \alpha(X, t) \leq 1$ corrects for assuming the markov property in the evaluation step though it is not present in this model. A typical value could be $\alpha(X, t) = 0.75$.

3.6. Decoding

Find the state sequence $Q = \{q_1, q_2, \dots, q_T\}$, given the model $\phi = \langle A, B, \pi, w \rangle$ and the observation sequence O .

Algorithm 2: Decoding ($O(MNT)$)

Input: B, π, w, O
Output: X, Q
 $\{x_t | t \in \text{prolog}\} \leftarrow \text{assign}(B, \frac{1}{M} \text{sym count}_{1+w} o_t)$
 $\{x_t | t \in \text{epilog}\} \leftarrow \text{assign}(B, \frac{1}{M} \text{sym count}_{T-w} o_t)$
for $t \leftarrow 1$ **to** $(2w + 1)$ **do**
 increment $\text{symcount}(o_t)$
end
for $t \leftarrow (1 + w)$ **to** $(T - w)$ **do** $O(MNT)$
 $x_t \leftarrow \frac{\text{symcount}}{M}$
 $q_t \leftarrow \text{assign}(B, x_t) \quad O(MN)$
 increment $\text{symcount}(o_{t+1+w})$
 decrement $\text{symcount}(o_{t-w})$
end

Algorithm 2: To decode the sequence, we start by initializing the sliding window and computing the symbol counts (symcount) in it. We slide the sliding window to the end, and in every step, we update the symbol counts, and send

the signature of the sliding window to *assign* to get the state assignment.

3.7. Assign

The *assign* subroutine finds the state $q_t \in S$, given the model $\phi = \langle A, B, \pi, w \rangle$ and the signature x_t .

Algorithm 3: Assign ($O(MN)$)

Input: B, x_t
Output: q_t
for $j \leftarrow 1$ **to** N **do** $O(MN)$
 $\text{dist}(j) \leftarrow \|x - B(j)\|$
end
 $q_t \leftarrow \min \text{index}_j(\text{dist}_j)$

Algorithm 3: Since the model has inertia, change in state is rare. Therefore, we reduce computational complexity of assigning state by assuming that the current state is probably also the state for the few time steps before and after.

The signature x_t is a probability distribution. The *assign* subroutine assigns t to that state j for which $B(j)$ is closest to x_t , as per L_2 norm. This creates a partitioning of the probability simplex into partitions, each of which is associated with a state.

3.8. Learning

Optimize the model parameters $\phi = \langle A, B, \pi, w \rangle$ to best describe how a given observation sequence comes about, i.e., maximize $P(O|\phi)$.

Algorithm 4: Since we have inertia, our decoding algorithm is reasonably reliable. We decode the sequence, and use the decoded sequence of latent states to learn the parameters of the model.

We compute the signature at all points of time in the sequence using symbol counts (*symcount*). Vector quantization on the signatures partitions the probability simplex into states. The coordinates of the centroids are the observation probability matrix, and the sample transition probabilities in the sequence of signatures are the state transition probability matrix.

3.9. Vector Quantization

Our requirements for clustering are: (1) Roughly spherical partitions, (2) A representative point for each partition. We solve our clustering problem as vector quantization (VQ) since the requirements are similar. VQ is a classical problem in data compression, and has multiple algorithms with different tradeoffs. Fast pairwise nearest neighbor (Fast PNN) from (Equitz, 1989) is a VQ algorithm that trades modeling accuracy for reduced computational complexity.

Algorithm 4: Learning ($O(MT \log T)$)

Input: O, w_l
Output: A, B, π
 $\pi(\text{assign}(B, \frac{1}{M} \text{sym counter}_1^{1+w_l} o_t)) \leftarrow 1$
for $t \leftarrow 1$ **to** $(2w_l + 1)$ **do**
 increment $\text{symcount}(o_t)$
end
for $t \leftarrow (1 + w_l)$ **to** $(T - w_l)$ **do** $O(MT)$
 $x_t \leftarrow \frac{\text{symcount}}{M}$ $O(M)$
 increment $\text{symcount}(o_{t+1+w_l})$
 decrement $\text{symcount}(o_{t-w_l})$
end
 $(B, Q) \leftarrow VQ(X)$ $O(MT \log T)$
 B is assigned the VQ codebook.
for $t \leftarrow (1 + w_l)$ **to** $(T - w_l - 1)$ **do** $O(T)$
 increment $A'(q_t, q_{t+1})$
 increment $\text{statecount}(q_t)$
end
for $j \leftarrow 1$ **to** N **do**
 $A(j) \leftarrow \frac{A'(j)}{\text{statecount}(j)}$
end

We use Fast PNN as it has $O(T \log T)$ computational complexity, and we do not need high modeling accuracy in VQ.

3.10. Time Complexity

	HMM	Our Model
Evaluation	$O(N^2T)$	$O(MNT)$
Decoding	$O(N^2T)$	$O(MNT)$
Learning	<i>iterative</i>	$O(MT \log T)$

4. Extension to real symbols

In the previous section, we modeled sequences of discrete symbols. In this section, we extend our model to sequences of real symbols. This section is self-contained and may be skipped if not required.

Previously, the state variable took values in the probability simplex embedded in \mathbb{R}^M , where M was the number of unique observation symbols. Now, it consists of M real variables representing the mean vector, i.e., it is a M -dimensional vector and has range \mathbb{R}^M . When each point is assigned to the closest state, the state space gets divided into partitions, each of which corresponds to a state in HMM. Matrix A remains the probability of transitioning between partitions, and w remains the size of the sliding window. We modify the other parameters of our model as follows:

$M = |V|$ was the number/set of unique observation symbols. Instead, now the observation symbol $o_t \in \mathbb{R}^M$.

B was the observation symbol probability distribution. It is replaced by μ and Σ .

$\mu = \mu(j, k)$; where $\mu(j)$ is the sample mean of state S_j .

$\Sigma = \Sigma(j, i, k)$; where $\Sigma(j)$ is the sample covariance matrix of state S_j .

$o_t = \{o_{t,1}, o_{t,2}, \dots, o_{t,M}\}$ is the structure of the observation sequence. The parameter set of this variant is $\psi = \langle A, \mu, \Sigma, \pi, w \rangle$.

4.1. Prior Work

Real-symbol HMM is discussed in subsection IV:A of (Rabiner, 1989). Switching linear dynamical systems (LDS) are an extension of HMM in which each state is associated with a linear dynamical process. (Fox et al., 2011) describes inference in switching LDS and switching vector autoregressive (VAR) processes.

4.2. Signature

The signature is the estimated mean of the distribution that generated the symbols currently in the sliding window. In the w -window around time t , the signature is the sample mean x_t of the symbols currently in the sliding window.

4.3. Evaluation

Given the model $\psi = \langle A, \mu, \Sigma, \pi, w \rangle$ and the observation sequence O , compute the probability $P(O|\psi)$ that the observed sequence was produced by the model. (See Algorithm 5)

Algorithm 5: Evaluation ($O(MNT)$)

Input: $A, \mu, \Sigma, \pi, w_e, O$
Output: p
 $(X, Q) \leftarrow \text{decoding}(\mu, \Sigma, \pi, w_e, O)$ $O(MNT)$
 $p \leftarrow 1$
for $t \leftarrow 2$ **to** T **do** $O(M^2T)$
 $p \leftarrow p \times \alpha(X, t) \times f(o_t|\mu(q_t), \Sigma(q_t)) \times a(q_{t-1}, q_t)$
 $f(o|\mu, \Sigma)$: Normal distribution.
 Represent in log domain to prevent underflow.
end

4.4. Decoding

Find the state sequence $Q = \{q_1, q_2, \dots, q_T\}$, given the model $\psi = \langle A, \mu, \Sigma, \pi, w \rangle$ and the observation sequence O .

Algorithm 6: We initialize the sliding window and compute the sum of the output instances in it. We slide the sliding window to the end, and in every step, we update the sum

Algorithm 6: Decoding ($O(MNT)$)

Input: μ, Σ, π, w, O
Output: X, Q
 $\{x_t | t \in \text{prolog}\} \leftarrow \text{assign}(\mu, \Sigma, \frac{1}{M} \Sigma_1^{t+w} o_t)$
 $\{x_t | t \in \text{epilog}\} \leftarrow \text{assign}(\mu, \Sigma, \frac{1}{M} \Sigma_{T-w}^T o_t)$
for $t \leftarrow 1$ **to** $(2w + 1)$ **do**
 $sum \leftarrow sum + o_t$
end
for $t \leftarrow (1 + w)$ **to** $(T - w)$ **do** $O(MNT)$
 $x_t \leftarrow \frac{sum}{M}$
 $q_t \leftarrow \text{assign}(\mu, \Sigma, x_t)$ $O(MN)$
 $sum \leftarrow sum + o_{t+1+w} - o_{t-w}$
end

and send the signature of the sliding window to *assign* to get the state assignment.

4.5. Assign

The *assign* subroutine finds the state $q_t \in S$, given the model $\psi = \langle A, \mu, \Sigma, \pi, w \rangle$ and the signature x_t .

Algorithm 7: Assign ($O(MN)$)

Input: μ, x_t
Output: q_t
for $j \leftarrow 1$ **to** N **do** $O(MN)$
 $dist(j) \leftarrow \|x_t - \mu(j)\|$
end
 $q_t \leftarrow \min \text{index}_j(dist_j)$

Algorithm 7: The *assign* subroutine assigns t to that state j for which $\mu(j)$ is closest to x_t .

4.6. Learning

Optimize the model parameters $\psi = \langle A, \mu, \Sigma, w \rangle$ to best describe how a given observation sequence comes about, i.e., maximize $P(O|\psi)$. (See Algorithm 8)

4.7. Time Complexity

The time complexities are the same as the original model. In case N and M are not considered constant, these caveats apply: (1) In Algorithm 5, $O(M)$ is usually less than $O(N)$, and therefore, $O(M^2T)$ is assumed to be less than $O(MNT)$, and (2) In Algorithm 8, $O(M)$ is usually less than $O(\log T)$, and therefore, $O(M^2T)$ is assumed to be less than $O(MT \log T)$.

Algorithm 8: Learning ($O(MT \log T)$)

Input: O, w_l
Output: A, μ, Σ
 $\pi(\text{assign}(\mu, \Sigma, \frac{1}{M} \Sigma_1^{1+w_l} o_t)) \leftarrow 1$
for $t \leftarrow 1$ **to** $(2w_l + 1)$ **do**
 $sum \leftarrow sum + o_t$
end
for $t \leftarrow (1 + w_l)$ **to** $(T - w_l)$ **do** $O(MT)$
 $x_t \leftarrow \frac{sum}{M}$ $O(M)$
 $sum \leftarrow sum + o_{t+1+w_l} - o_{t-w_l}$
end
 $(\mu, Q) \leftarrow VQ(X)$ $O(MT \log T)$
 μ is assigned the VQ codebook.
for $t \leftarrow (1 + w_l)$ **to** $(T - w_l - 1)$ **do** $O(M^2T)$
 increment $A'(q_t, q_{t+1})$
 increment $statecount(q_t)$
 $y \leftarrow (o_t - \mu(q_t))$
 $\Sigma'(q_t) \leftarrow \Sigma'(q_t) + yy'$ $O(M^2)$
end
for $j \leftarrow 1$ **to** N **do**
 $A(j) \leftarrow \frac{A'(j)}{statecount(j)}$
 $\Sigma(j) \leftarrow \frac{\Sigma'(j)}{statecount(j)}$
end

5. Summary

In this paper, we proposed a new statistical model and learning algorithms for it. We have two variants of our model: one for sequences of discrete symbols, and one for vector time series. Ours is an inertial latent-variable sequence model, and our learning algorithms, at time complexity $O(T \log T)$, are significantly faster than those of general-purpose latent-variable sequence models. The main limitation is that N , w , and β are parameters and need to be chosen appropriately. Apart from applications with inertia, our model can also be used to get approximate solutions in applications with associativity in the state.

5.1. Future Work

(1) Evaluation must be done on real-life data. The criteria for evaluation will be accuracy of modeling, and computational efficiency. (2) A theoretical framework must be developed for guarantees on modeling accuracy. (3) Estimating a belief-state instead of a vanilla state might give better accuracy. (4) The model can be repeated multiple times, each with a different window size, and combined into a factorial model. (5) N can be learned from the data. (6) w can be learned from the data. (7) This sequence model can be extended to general (non-sequence) networks, to process images and similar data.

Acknowledgments

Kamalakar Karlapalem, Balaraman Ravindran, Brendan J. Frey, Gowthaman Arumugam, Harini Ananthapadmanaban.

References

- Baum, Leonard E. and Petrie, Ted. Statistical inference for probabilistic functions of finite state markov chains. *Annals of Mathematical Statistics*, 37(6):1554–1563, 1966.
- Beal, Matthew J., Ghahramani, Zoubin, and Rasmussen, Carl E. The infinite hidden markov model. In *NIPS 2001: Proceedings of the Fourteenth Annual Conference on Neural Information Processing Systems*, pp. 577–584, 2002.
- Dietterich, Thomas G. Machine learning for sequential data: A review. In *Structural, Syntactic, and Statistical Pattern Recognition*, volume 2396 of *LNCS*, pp. 15–30, 2002.
- Equitz, William H. A new vector quantization clustering algorithm. *IEEE Transactions on Acoustics, Speech and Signal Processing*, 37(10):1568–1575, 1989.
- Fox, Emily B., Sudderth, Erik B., Jordan, Michael I., and Willsky, Alan S. Bayesian nonparametric inference of switching dynamic linear models. *IEEE Transactions on Signal Processing*, 59(4):1569–1585, 2011.
- Leslie, Christina S., Eskin, Eleazar, and Noble, William Stafford. The spectrum kernel: A string kernel for SVM protein classification. In *Pacific Symposium on Biocomputing*, pp. 566–575, 2002.
- Montañez, George D., Amizadeh, Saeed, and Laptev, Nikolay. Inertial hidden markov models: Modeling change in multivariate time series. In *AAAI 2015: Proceedings of the Twenty-Ninth Conference of the Association for the Advancement of Artificial Intelligence*, 2015.
- Rabiner, Lawrence R. A tutorial on hidden markov models and selected applications in speech recognition. *Proceedings of the IEEE*, 77(2):257–286, 1989.
- Taskar, Ben, Chatalbashev, Vassil, and Koller, Daphne. Learning associative markov networks. In *ICML 2004: Proceedings of the Twenty-First International Conference on Machine Learning*, 2004.
- Vlachos, Michail, Kollios, George, and Gunopulos, Dimitrios. Discovering similar multidimensional trajectories. In *ICDE 2002: Proceedings of the Eighteenth International Conference on Data Engineering*, pp. 673–684, 2002.