

1 Introduction

Supersymmetry (SUSY) is the most promising scenario for new physics beyond the Standard Model (SM). It not only provides the unification of the SM gauge couplings, but also gives solution to the gauge hierarchy problem of the SM. Under the assumption of R -parity conservation, the lightest supersymmetric particle (LSP), such as the lightest neutralino can be a good cold dark matter candidate.

A SM-like Higgs has been discovered with mass around $m_h \sim 125$ GeV [1, 2] which is a crowning achievement and it completes the SM. Though $m_h \sim 125$ GeV is little bit heavy, but it is still consistent with the prediction of the Minimal Supersymmetric Standard Model (MSSM) of $m_h \leq 135$ GeV [3]. This somewhat heavy Higgs requires the multi-TeV top squarks with small mixing or TeV-scale top squarks with large mixing. Moreover, we have strong constraints on the parameter space in the Supersymmetric SMs (SSMs) from the SUSY searches at the Large Hadron Collider (LHC). For example, the gluino mass $m_{\tilde{g}}$ should be heavier than about 1.7 TeV if the first two-generation squark mass $m_{\tilde{q}}$ is around the gluino mass $m_{\tilde{q}} \sim m_{\tilde{g}}$, and heavier than about 1.3 TeV for $m_{\tilde{q}} \gg m_{\tilde{g}}$ [4, 5]. The heavy SUSY spectrum and relatively heavy Higgs mass raise question about the naturalness of the MSSM. Some of the recent studies suggest that this problem can be addressed and the naturalness of the MSSM is still there [6, 7, 8, 9, 10, 11, 12, 13, 14, 15, 16, 17, 18, 19, 20]. For instance, in Supernatural MSSM scenario [21], it was shown that no residual electroweak fine-tuning (EWFT) left in the MSSM if we employ the No-Scale supergravity boundary conditions [22] and Giudice-Masiero (GM) mechanism [23] even though one can have relatively heavy spectrum. But one of the major obstacle for the above Supernatural SUSY studies is the μ -term (higgsino mass parameter), which is generated by the GM mechanism and then is proportional to the universal gaugino mass $M_{1/2}$. The ratio $M_{1/2}/\mu$ is of order one but cannot be determined as an exact number. This problem was addressed in the M-theory inspired Next to MSSM (NMSSM) [24]. Another issue, related to the Higgs sector, is the scrutiny of the properties of the SM-like Higgs boson predicted by the SM, such as its decay width, the Higgs couplings to the SM particles, and its spin and CP properties. This has already triggered new studies, experimental and as well as theoretical [25, 26, 27]. Any deviations in the predicted properties of a SM-like Higgs boson may hint towards the physics Beyond the SM (BSM). Moreover, besides the LHC, new e^+e^- colliders have been proposed such as the International Linear Collider (ILC) and Circular Electron Positron Collider (CEPC) where these Higgs properties can be studied with high precisions. Apart from looking for physics at high energy colliders, one can also get glimpses of the BSM physics by using low energy precision measurements such as the measurements of the muon magnetic moment $(g - 2)_\mu$. To address the $(g - 2)_\mu$ anomaly between experiment and

theory, new direct measurements of the muon magnetic moment with fourfold improvement in accuracy have been proposed at Fermilab by the E989 experiment as well as Japan Proton Accelerator Research Complex [28, 29]. First results from E989 are expected around 2017/2018. These measurements will firmly establish or constrain the new physics effects. Spurred by these developments, new studies have been done in order to explore this opportunity (For some latest studies, see Ref. [30, 31, 32, 33, 34, 35, 36, 37, 38, 39]).

In this paper, we try to study the parameter space of General Minimal Supergravity (GmSUGRA) [40, 41] by imposing naturalness, Higgs coupling precision measurement and the muon $(g - 2)$ measurement as constraints. Besides these constraints, we also demand that the parameter space is consistent with Higgs mass bounds, SUSY particle mass bounds and B physics constraints. By concerning the naturalness of GmSUGRA, we will be probing the parameter space with low μ values. In this scenario one can expect to have light higgsinos as the LSPs. But bino, wino or mixed DM may also be possible in some regions of parameter space. In addition to it, one can constrain the stop quark mass ranges [42]. One can also probe the BSM physics by studying the Higgs couplings such as $hbb, h\tau\tau, htt, hWW, hZZ$ as functions of pseudo-scalar mass m_A . We will show that these precision measurements can constrain m_A effectively. Stop quark masses can also be constrained by hgg coupling while $h\gamma\gamma$ can constrain not only stop quark but also chargino masses. On the other hand, it is a well-known fact that if SUSY provides solution to the muon $(g - 2)_\mu$ discrepancy, sleptons and electroweakinos (charginos, bino, wino, and/or higgsinos) should be light [43]. In this study we see that if some parameters, such as m_A , cannot be constrained by the naturalness constraint, they can be constrained by Higgs coupling precision measurements. Moreover, some parameters, such as stops and electroweakinos, can be restricted by more than one constraints. We hope that the ongoing and future experiments will be able to probe the BSM physics and shed light on new avenues of physics.

In this paper, we restrict our solutions to $\Delta_{EW} \leq 100$ which is a measure of Electroweak Fine-Tuning (EWFT) and will be discussed later. We find that the minimal value of Δ_{EW} for a point satisfying Higgs mass bounds, SUSY particle mass bounds and B-physics bounds (which we call basic constraints) is about 8 with $\mu \sim 0.1$ TeV, but it jumps to 20 after the application of the $(g - 2)_\mu$ bounds and Higgs coupling precision measurement bounds with $\mu \sim 0.140$ TeV. The minimal light stop quark mass consistent with all the constraints is found to be around 0.7 TeV. The pseudo-scalar mass m_A can be constrained by using the hbb ($h\tau\tau$) Higgs coupling precision measurements at the LHC-HL, ILC and CEPC in the mass bounds of, 0.4 (0.5) TeV, 1.1 (0.9) TeV and 1.2 (1.1) TeV, respectively. On the other hand, hgg coupling can constrain the light stop quark mass upto 0.5 TeV but by combining with $(g - 2)_\mu$ constraint,

it rises to 0.7 TeV as mentioned above. The deviations in hWW and hZZ are very small and beyond the sensitivity of the collider measurements. We also notice in our present scans, solutions that satisfy the basic constraints and the CEPC Higgs coupling constraint can have $\Delta_{EW} \sim 30\text{-}40$ and contributions to $(g - 2)_\mu$ within 1σ of Δa_μ measurement. Slepton and electroweakino sectors are also constrained by the combination of constraints. For instance, $m_{\tilde{e}_R}$ and $m_{\tilde{e}_L}$ are constrained to the mass ranges $[0.5, 2]$ TeV and $[0.3, 1.2]$ TeV, respectively. But to have contributions within 1σ of Δa_μ , we need $m_{\tilde{e}_R}$ and $m_{\tilde{e}_L}$ in mass ranges $[0.8, 1.3]$ TeV and $[0.4, 0.5]$ TeV, respectively. For sneutrinos, the allowed mass ranges are more or less in the same ranges as $m_{\tilde{e}_L}$. In electroweakino sector, the lightest neutralino, is confined in the mass range of 0.03 TeV to 0.5 TeV. In our present scans, this ranges shrinks to even a smaller strip of 0.03 TeV to 0.3 TeV if we demand contributions within 1σ of Δa_μ . On the other hand, charginos can be as light as 0.1 TeV and the maximal allowed range is about 0.7 TeV. But for contributions better than 1σ of Δa_μ , we need chargino in the mass range $[0.16, 0.22]$ TeV. Although we have not imposed relic density constraint, but we do indicate regions of parameter space where the correct relic density can be achieved by the LSP neutralino annihilation and coannihilation mechanisms. For example, we show that there can be A resonance and stau-neutralino coannihilation channels consistent with all the relevant constraints. We also note that the LSP neutralino can be higgsino, bino, wino or mixed DM. Furthermore, we indicate the large mass gap in light stop and the LSP neutralino masses and comment on the possible detection of our solutions in the boosted stop scenario at the CEPC-SPPC [44]. Finally, we display four benchmark points as examples of our solutions.

The rest the of paper is organized as follows. In Section 2, we show the definition of the EWFT measure Δ_{EW} and the theoretical expressions for the Higgs couplings and the muon anomalous magnetic moment in the GmSUGRA model. In Section 3, we give the phenomenological constraints and the scanning procedure. In Section 4, we apply the constraints to the parameter space and discuss the numerical results. We conclude in Section 5.

2 The GmSUGRA in the MSSM

It was shown in [40, 41] that EWSUSY can be realized in the GmSUGRA model. In this scenario, the sleptons and charginos, bino, wino, and/or higgsinos are within one TeV while squarks and/or gluinos can be in several TeV mass ranges [45]. In GmSUGRA, the GUT gauge group is $SU(5)$ and the Higgs field for the GUT symmetry breaking is in the $SU(5)$ adjoint representation [40, 41]. Since Φ can couple to the gauge field kinetic terms via high-dimensional operators, the gauge coupling relation and gaugino mass relation at the GUT scale will be modified after acquires a Vacuum Expectation Value (VEV). The gauge coupling

relation and gaugino mass relation at the GUT scale are

$$\frac{1}{\alpha_2} - \frac{1}{\alpha_3} = k \left(\frac{1}{\alpha_1} - \frac{1}{\alpha_3} \right), \quad (1)$$

$$\frac{M_2}{\alpha_2} - \frac{M_3}{\alpha_3} = k \left(\frac{M_1}{\alpha_1} - \frac{M_3}{\alpha_3} \right), \quad (2)$$

where k is the index and equal to $5/3$ in the simple GmSUGRA. We obtain a simple gaugino mass relation

$$M_2 - M_3 = \frac{5}{3} (M_1 - M_3), \quad (3)$$

by assuming gauge coupling unification at the GUT scale ($\alpha_1 = \alpha_2 = \alpha_3$). The universal gaugino mass relation $M_1 = M_2 = M_3$ in the mSUGRA, is just a special case of this general Eq. 3. Choosing M_1 and M_2 to be free input parameters, which vary around several hundred GeV for the EWSUSY, we get M_3 from Eq. (3)

$$M_3 = \frac{5}{2} M_1 - \frac{3}{2} M_2, \quad (4)$$

which could be as large as several TeV or as small as several hundred GeV, depending on specific values of M_1 and M_2 . The general SSB scalar masses at the GUT scale are given in Ref. [41]. Taking the slepton masses as free parameters, we obtain the following squark masses in the $SU(5)$ model with an adjoint Higgs field

$$m_{\tilde{Q}_i}^2 = \frac{5}{6}(m_0^U)^2 + \frac{1}{6}m_{\tilde{E}_i^c}^2, \quad (5)$$

$$m_{\tilde{U}_i^c}^2 = \frac{5}{3}(m_0^U)^2 - \frac{2}{3}m_{\tilde{E}_i^c}^2, \quad (6)$$

$$m_{\tilde{D}_i^c}^2 = \frac{5}{3}(m_0^U)^2 - \frac{2}{3}m_{\tilde{L}_i}^2, \quad (7)$$

where $m_{\tilde{Q}}$, $m_{\tilde{U}^c}$, $m_{\tilde{D}^c}$, $m_{\tilde{L}}$, and $m_{\tilde{E}^c}$ represent the scalar masses of the left-handed squark doublets, right-handed up-type squarks, right-handed down-type squarks, left-handed sleptons, and right-handed sleptons, respectively, while m_0^U is the universal scalar mass, as in the mSUGRA. In the Electroweak SUSY (EWSUSY), $m_{\tilde{L}}$ and $m_{\tilde{E}^c}$ are both within 1 TeV, resulting in light sleptons. Especially, in the limit $m_0^U \gg m_{\tilde{L}/\tilde{E}^c}$, we have the approximated relations for squark masses: $2m_{\tilde{Q}}^2 \sim m_{\tilde{U}^c}^2 \sim m_{\tilde{D}^c}^2$. In addition, the Higgs soft masses $m_{\tilde{H}_u}$ and $m_{\tilde{H}_d}$, and the trilinear soft terms A_U , A_D and A_E can all be free parameters from the GmSUGRA [41, 45].

2.1 The Electroweak Fine-Tuning

GmSUGRA model offers solution to the Electroweak Fine-Tuning (EWFT) problem [46]. We use ISAJET 7.85 [47] to calculate the fine-tuning conditions at the EW scale M_{EW} . The Z

boson mass M_Z , after including the one-loop effective potential contributions to the tree-level MSSM Higgs potential, is given by

$$\frac{m_Z^2}{2} = \frac{m_{H_d}^2 + \Sigma_d^d - (m_{H_u}^2 + \Sigma_u^u) \tan^2 \beta}{\tan^2 \beta - 1} - \mu^2, \quad (8)$$

where Σ_u^u and Σ_d^d denote the corrections to the scalar potential coming from the one-loop effective potential defined in [20] while m_{H_u} and m_{H_d} are the Higgs soft masses. $\tan \beta \equiv \langle H_u \rangle / \langle H_d \rangle$ is the ratio of the Higgs VEVs. The largest contribution to Σ_u^u comes from top squarks ($\tilde{t}_{1,2}$): $\Sigma_u^u \sim \frac{3y_t^2}{16\pi^2} \times m_{\tilde{t}_{1,2}}^2 \log(m_{\tilde{t}_{1,2}}/Q^2)$, where y_t is the top Yukawa coupling and $Q = \sqrt{m_{\tilde{t}_1} m_{\tilde{t}_2}}$ [48]. On the other hand, $m_{H_d}^2$ and Σ_d^d terms are suppressed by $\tan^2 \beta$. This allows one to have large $m_{H_d}^2$ and hence large m_A^2 values without aggravate fine-tuning problem [48]. We discuss it more in the later part of the paper. All the parameters in Eq. (8) are defined at the electroweak scale M_{EW} . In order to measure the EWFT condition we follow [20] and use the definitions

$$C_{H_d} \equiv |m_{H_d}^2 / (\tan^2 \beta - 1)|, C_{H_u} \equiv | -m_{H_u}^2 (\tan^2 - 1) |, C_\mu \equiv | -\mu^2 |, \quad (9)$$

with each $C_{\Sigma_{u,d}^{u,d}(k)}$ less than some characteristic value of order M_Z^2 . Here, k labels the SM and SUSY particles that contribute to the one-loop Higgs potential. For the fine-tuning measure, we define

$$\Delta_{\text{EW}} \equiv \max(C_k) / (M_Z^2 / 2). \quad (10)$$

Note that Δ_{EW} only depends on the weak-scale parameters of the SUSY models, and then is fixed by the particle spectra. Hence, it is independent of how the SUSY particle masses arise. The lower values of Δ_{EW} corresponds to less fine tuning, for example, $\Delta_{\text{EW}} = 10$ implies $\Delta_{\text{EW}}^{-1} = 10\%$ fine tuning. In addition to Δ_{EW} , ISAJET also calculates Δ_{HS} , which is a measure of fine-tuning at the High Scale (HS) like the GUT scale in our case [20]. The HS fine tuning measure Δ_{HS} is given as follows

$$\Delta_{\text{HS}} \equiv \max(B_i) / (M_Z^2 / 2). \quad (11)$$

For definition of B_i and more details, see Ref. [20].

2.2 Higgs Couplings

In this subsection, we show the theoretical expressions of the Higgs couplings in the GmSUGRA model. Their deviations from the SM Higgs couplings are parametrized by the ratio $k_i \equiv$

$g_{hii}^{\text{SUSY}}/g_{hii}^{\text{SM}}$, where $i = W, Z, b, \tau, t, g, \gamma$. Here g_{hii}^{SM} is the SM Higgs couplings, while g_{hii}^{SUSY} is the SUSY Higgs couplings.

In general, the Higgs couplings to W and Z gauge bosons mainly depend on the angle β and the mixing angle α between the SM-like Higgs boson and the heavier CP-even Higgs boson. From the reference [49], in the decoupling limit of $m_A \gg m_Z$, we can have the relation

$$\cos(\alpha + \beta) \sim \mathcal{O}\left(\frac{m_Z^2 \sin 4\beta}{2m_A^2}\right) \sim \mathcal{O}\left(-\frac{m_Z^2}{m_A^2} \frac{2}{\tan \beta}\right). \quad (12)$$

Here we have terminated the above expression upto the order $\mathcal{O}\left(\frac{m_Z^2}{m_A^2}\right)$ and used the identity $\sin 4\beta \approx -\frac{4}{\tan \beta}$ for large $\tan \beta$.

Since $\cos(\alpha + \beta) \approx 0$ when $m_A \gg m_Z$, we then have

$$\sin(\alpha + \beta) \approx 1 - \frac{1}{2} \cos^2(\alpha + \beta) \sim 1 - \mathcal{O}\left(\frac{m_Z^4}{m_A^4} \frac{2}{\tan^2 \beta}\right). \quad (13)$$

Following the reference [50], in the MSSM the Higgs couplings to W and Z gauge bosons are given as $g_{hVV}^{\text{SUSY}} = g_{hVV}^{\text{SM}} \sin(\alpha + \beta)$, where $V = W, Z$. Therefore, these deviations can be expressed as

$$k_V \equiv \frac{g_{hVV}^{\text{SUSY}}}{g_{hVV}^{\text{SM}}} = \sin(\alpha + \beta) \sim 1 - \mathcal{O}\left(\frac{m_Z^4}{m_A^4} \frac{2}{\tan^2 \beta}\right), \text{ for } V = W, Z. \quad (14)$$

The deviations of the Higgs couplings to fermions (b, τ, t) are given in [50] as

$$\begin{aligned} k_b &= \sin(\alpha + \beta) - \frac{\cos(\alpha + \beta)}{1 + \Delta_b} \left\{ \tan \beta - \Delta_b \cot \beta + (\tan \beta + \cot \beta) \frac{\delta f_b}{f_b} \right\} \\ k_\tau &= \sin(\alpha + \beta) - \frac{\cos(\alpha + \beta)}{1 + \Delta_\tau} \left\{ \tan \beta - \Delta_\tau \cot \beta + (\tan \beta + \cot \beta) \frac{\delta f_\tau}{f_\tau} \right\} \\ k_t &= \sin(\alpha + \beta) + \frac{\cos(\alpha + \beta)}{1 + \Delta_t} \left\{ (1 + \Delta_t) \cot \beta - (1 + \cot^2 \beta) \frac{\Delta f_t}{f_t} \right\} \end{aligned} \quad (15)$$

Plugging in the above expressions of $\sin(\alpha + \beta)$ and $\cos(\alpha + \beta)$ and terminating the expressions upto the order $\mathcal{O}\left(\frac{m_Z^2}{m_A^2}\right)$, finally we can get

$$k_{b,\tau} \sim 1 - \mathcal{O}\left(\frac{m_Z^4}{m_A^4} \frac{2}{\tan^2 \beta}\right) + \mathcal{O}\left(\frac{m_Z^2}{m_A^2} \frac{2}{\tan \beta} \tan \beta\right) \sim 1 + \mathcal{O}\left(2 \frac{m_Z^2}{m_A^2}\right), \quad (16)$$

$$k_t \sim 1 - \mathcal{O}\left(\frac{m_Z^4}{m_A^4} \frac{2}{\tan^2 \beta}\right) - \mathcal{O}\left(\frac{m_Z^2}{m_A^2} \frac{2}{\tan \beta} \cot \beta\right) \sim 1 - \mathcal{O}\left(\frac{m_Z^2}{m_A^2} \frac{2}{\tan^2 \beta}\right). \quad (17)$$

Furthermore, in the MSSM the deviation in the effective Higgs couplings to gluons are dominantly induced by the stop loop contribution, which can be approximately expressed as

[51, 52, 53]

$$k_g \approx 1 + \frac{m_t^2}{4} \left[\frac{1}{m_{\tilde{t}_1}^2} + \frac{1}{m_{\tilde{t}_2}^2} - \frac{X_t^2}{m_{\tilde{t}_1}^2 m_{\tilde{t}_2}^2} \right], \quad (18)$$

where $X_t = |A_t - \mu/\tan\beta|$ is the stop mixing parameter.

The effective Higgs couplings to photons are much more complicated. In the SM, it is dominated by the W boson loop contribution, while in the MSSM, k_γ gets contributions from all charged particles, including charged Higgs, stops and charginos.

2.3 The anomalous magnetic moment of the muon

The theoretical value of the anomalous muon magnetic moment $a_\mu = (g - 2)_\mu/2$ within the SM can be calculated to within sub-parts-per-million precision [54]. A comparison between the theoretical calculation and the experimental measurement of a_μ may reveal, though indirectly, traces for the physics beyond the SM. The discrepancy can be quantized as follows [55]

$$\Delta a_\mu \equiv a_\mu(\text{exp}) - a_\mu(\text{SM}) = (28.7 \pm 8.0) \times 10^{-10}. \quad (19)$$

Moreover, using [56] for contributions of the hadronic vacuum polarization, and [57] for the hadronic light-by-light contribution, the discrepancy can be calculated as $\Delta a_\mu = (26.1 \pm 8.0) \times 10^{-10}$. Either way, a_μ has a $\sim 3\sigma$ deviation from its SM value, providing a possible hint of new physics.

SUSY can address this discrepancy. At the EW scale, the main contributions to Δa_μ come from the neutralino-slepton and chargino-sneutrino loops and are given as

$$\Delta a_\mu^{\text{SUSY}} \sim \frac{M_i \mu \tan\beta}{m_{\text{SUSY}}^4}, \quad (20)$$

where M_i ($i = 1, 2$) are the weak scale gaugino masses, μ is the higgsino mass parameter, $\tan\beta \equiv \langle H_u \rangle / \langle H_d \rangle$, and m_{SUSY} is the sparticle mass circulating in the loop. For a review of the constraints on Δa_μ given by SUSY collider searches, see [58].

3 Phenomenological Constraints and Scanning Procedure

We use the ISAJET 7.85 package [47] to perform random scans. The Higgs coupling ratios k_i are also calculated by this package. We scan over the parameter space given below

$$\begin{aligned}
0 \text{ GeV} &\leq m_0^U \leq 9000 \text{ GeV}, \\
100 \text{ GeV} &\leq M_1 \leq 2000 \text{ GeV}, \\
100 \text{ GeV} &\leq M_2 \leq 2100 \text{ GeV}, \\
100 \text{ GeV} &\leq m_{\tilde{L}} \leq 1200 \text{ GeV}, \\
100 \text{ GeV} &\leq m_{\tilde{E}^c} \leq 1200 \text{ GeV}, \\
100 \text{ GeV} &\leq \mu \leq 1500 \text{ GeV}, \\
0 \text{ GeV} &\leq m_A \leq 9500 \text{ GeV}, \\
-16000 \text{ GeV} &\leq A_U = A_D \leq 18000 \text{ GeV}, \\
-6000 \text{ GeV} &\leq A_E \leq 6000 \text{ GeV}, \\
2 &\leq \tan\beta \leq 60.
\end{aligned} \tag{21}$$

When scanning the parameter space, we consider $\mu > 0$ and use $m_t = 173.3 \text{ GeV}$ [59]. We use $m_b^{\text{DR}}(M_Z) = 2.83 \text{ GeV}$ as it is hard-coded into ISAJET. We employ the Metropolis-Hastings algorithm as described in [60] during our scanning. In rest of the paper, we will use the notations A_t, A_b, A_τ for A_U, A_D , and A_E , respectively.

After collecting the data, we apply the following constraints.

(I) Basic constraints:

- (a) The Radiative Electroweak Symmetry Breaking (REWSB).
- (b) One of the neutralinos is the LSP.
- (c) Sparticle masses.

We employ the LEP2 bounds on sparticle masses

$$\begin{aligned}
m_{\tilde{t}_1}, m_{\tilde{b}_1} &\geq 100 \text{ GeV}, \\
m_{\tilde{\tau}_1} &\geq 105 \text{ GeV}, \\
m_{\tilde{\chi}_1^\pm} &\geq 103 \text{ GeV}.
\end{aligned} \tag{22}$$

We also apply the following bounds from the LHC

$$\begin{aligned}
1.7 \text{ TeV} &\leq m_{\tilde{g}} \text{ (for } m_{\tilde{g}} \sim m_{\tilde{q}} \text{)} \quad [4, 5], \\
1.3 \text{ TeV} &\leq m_{\tilde{g}} \text{ (for } m_{\tilde{g}} \ll m_{\tilde{q}} \text{)} \quad [4, 5], \\
300 \text{ GeV} &\leq m_A \quad [50].
\end{aligned} \tag{23}$$

(d) Higgs mass.

We use the following Higgs mass bound from the LHC

$$123 \text{ GeV} \leq m_h \leq 127 \text{ GeV} [1, 2]. \quad (24)$$

(e) B-physics.

We use the IsaTools package [61, 62] and implement the following B-physics constraints

$$1.6 \times 10^{-9} \leq \text{BR}(B_s \rightarrow \mu^+ \mu^-) \leq 4.2 \times 10^{-9} (2\sigma) \quad [63], \quad (25)$$

$$2.99 \times 10^{-4} \leq \text{BR}(b \rightarrow s\gamma) \leq 3.87 \times 10^{-4} (2\sigma) \quad [64], \quad (26)$$

$$0.70 \times 10^{-4} \leq \text{BR}(B_u \rightarrow \tau\nu_\tau) \leq 1.5 \times 10^{-4} (2\sigma) \quad [64]. \quad (27)$$

(f) Fine-tuning.

In this paper, since we consider the natural SUSY, therefore, the following constraint for fine-tuning measure Δ_{EW} is applied.

$$\Delta_{\text{EW}} \leq 100. \quad (28)$$

(II) Muon anomalous magnetic moment constraint

We also apply the following bounds for the muon anomalous magnetic moment measurement

$$4.7 \times 10^{-10} \leq \Delta a_\mu \leq 52.7 \times 10^{-10} (3\sigma) \quad [54]. \quad (29)$$

(III) Higgs coupling constraints

The discovery of the SM-like Higgs boson with mass around 125 GeV provides the opportunity to extract the new physics indirectly by measuring the Higgs couplings (and other properties) precisely at a ‘‘Higgs factory’’. For this study, we mainly consider two proposed future e^+e^- colliders which are able to produce a large number of Higgs events: the International Linear Collider (ILC) and the Circular Electron-Positron Collider (CEPC). As a linear e^+e^- collider, the ILC is designed to adopt the polarized beams technology and can reach a high center of mass energy $\sqrt{s} = 500$ GeV [65]. The CEPC, however, so far is focusing on $\sqrt{s} = 240$ GeV. Its proposed integrated luminosity is 5 ab^{-1} over a running time of 10 years with 2 Interaction Points (IP) [66, 67]. Furthermore, the CEPC is designed to be upgraded to a 100 TeV Super Proton-Proton Collider (SPPC) finally.

Besides ILC and CEPC, we also consider the Higgs coupling measurements at the High-Luminosity LHC (HL-LHC) and the e^+e^- mode of the CERN Future Circular Collider which has 4 IP (FCC-ee (4 IP)). We use the precisions at CEPC (2 IP) from the Table 3.12 of [66]. The precisions at HL-LHC are given by the Table 3 of [68], while the precisions at the ILC

and FCC-ee (4 IP) are given by the Table 1-16 of [69]. We accumulate all these precisions of the Higgs coupling measurement in percentage at these colliders and list them in Table 1. By applying these different sets of precisions, we can see the improvement in constraining the new physics with better precisions. It is worth noting that the precisions we listed in this table are mostly obtained by the 10-parameter fitting scheme. It is model-independent and the experimental observables are fit with 10 free parameters. One may get better precisions by using the more constraining fitting scheme with smaller number of free parameters (for example, the 7-parameter fitting scheme) or by combining the precisions of different colliders. This is beyond the scope of this study and we will not discuss it in this study.

| Collider | HL-LHC | ILC | CEPC (2 IP) | FCC-ee (4 IP) |
|--------------------------------|--------|--------------|-------------|---------------|
| \sqrt{s} (GeV) | 14000 | 500 | 240 | 240 |
| \mathcal{L} (fb $^{-1}$) | 3000 | 500 | 5000 | 10000 |
| polarization (e^- , e^+) | - | (-0.8, +0.3) | (0, 0) | (0, 0) |
| k_g | 9.1 | 2.3 | 1.5 | 1.1 |
| k_W | 5.1 | 1.2 | 1.2 | 0.85 |
| k_Z | 4.4 | 1.0 | 0.26 | 0.16 |
| k_γ | 4.9 | 8.4 | 4.7 | 1.7 |
| k_b | 12 | 1.7 | 1.3 | 0.88 |
| k_τ | 9.7 | 2.4 | 1.4 | 0.94 |
| k_t | 11 | 14 | - | - |

Table 1: Summary for the precisions of Higgs boson coupling measurements in percentage at different colliders.

4 Numerical Results

In this section we present results of our scans.

4.1 Naturalness

In this subsection, we show the fine-tuning measure Δ_{EW} as a function of those parameters which are related to this work. We apply various constraints discussed in Section 3 and restrict the points to $\Delta_{EW} \leq 100$. In Figure 1, we show plots in $\mu - \Delta_{EW}$, $m_{\tilde{t}_1} - \Delta_{EW}$, $A_t - \Delta_{EW}$ and $m_A - \Delta_{EW}$ planes. In this figure, grey points satisfy the basic constraints (I): REWSB; the lightest neutralino as an LSP condition; the sparticle mass bounds; the Higgs mass bound ($123 \text{ GeV} \leq m_h \leq 127 \text{ GeV}$); B-physics bounds; and fine-tuning bound ($\Delta_{EW} \leq 100$). Green points are a subset of grey points and satisfy the muon anomalous magnetic moment constraint (II). Red points are a subset of green points and satisfy the Higgs coupling constraint (III).

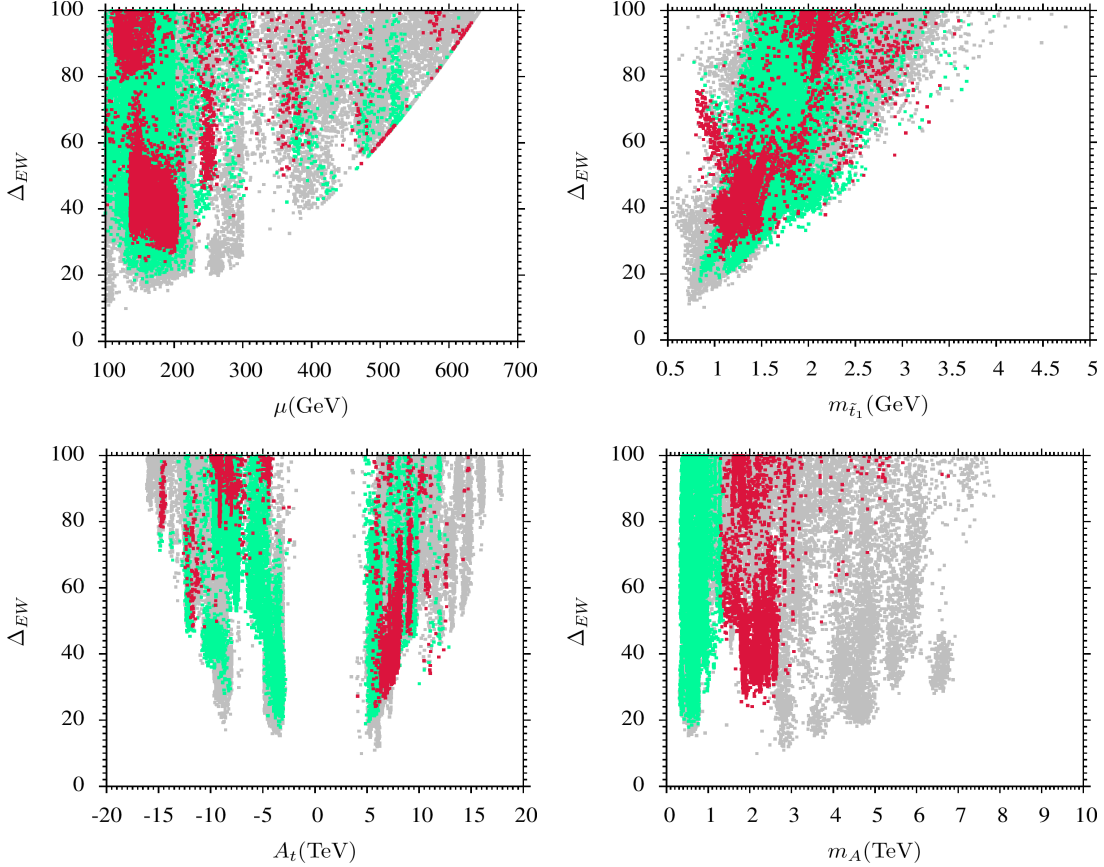


Figure 1: Δ_{EW} vs. μ , $m_{\tilde{t}_1}$, A_t and m_A : Grey points satisfy the basic constraints **(I)**. Green points are a subset of grey points and satisfy the muon magnetic moment constraint **(II)**. Red points are a subset of green points and satisfy the Higgs coupling constraint **(III)** from CEPC (2 IP) only.

Here, to avoid the overlap of too many colors, when showing the effect of the Higgs coupling constraint **(III)**, we use the precisions of CEPC (2 IP) only.

In the top left panel, we see the obvious dependence of Δ_{EW} on μ as can be seen from Eq. (8). In this plot, the lowest value of Δ_{EW} we get is around 8 with $\mu \sim 100$ GeV. But when we apply constraint **(II)**, then Δ_{EW} goes up to 20 with $\mu \sim 140$ GeV. For $\mu \sim 650$ GeV, we have $\Delta_{EW} = 100$. We also see that the constraints, which we have applied, do not have any preferred parameter space in this plane. All the points are almost overlapped. Some spots with more grey points, less red points, and some void spots is just due to lack of statistics of data. By generating more points we may cover whole grey points by red points. Moreover, regions with large density of points reflect our dedicated searches around some phenomenologically interesting points. This argument is also applied to all other figures in this paper. It is noted that since in this plot μ is not that large, in order to have sizeable $\Delta a_\mu^{\text{SUSY}}$ contributions, we

should have either appropriately large values of gaugino masses $M_{1,2}$ and $\tan\beta$ or small values of SUSY particle as discussed in Section 2.3. This is also the reason why μ goes up from 100 GeV to 140 GeV when we apply Δa_μ bound.

In the top right panel, we see that for grey points $m_{\tilde{t}_1} \geq 0.5$ TeV. This relatively large value of stop mass is due to the Higgs mass bounds. We notice that for grey points, $\Delta_{EW} \sim 20$ when $m_{\tilde{t}_1} \approx 1$ TeV. In this plot, we also see that grey, green and red points can be overlapped and constraints, which we have imposed, do not differentiate among these solutions very much.

Plot in the bottom left panel shows that we need $|A_t| \geq 5$ TeV to be consistent with the basic constraints (I). It is mainly because of the Higgs mass constraint. This plot shows that for $\Delta_{EW} \sim [20, 100]$, we have $5 \text{ TeV} \leq |A_t| \leq 15 \text{ TeV}$ (red points).

In the bottom right panel, we see that the Higgs coupling constraints, as is expected from the discussion in Section 2.2, are playing an important role. Let us first comment on the relationship between Δ_{EW} and m_A and for that we follow [70]. From Eq. (9), we have $C_{H_d} \equiv |m_{H_d}^2/(\tan^2\beta - 1)|$. The tree-level value of m_A , in the case where $\mu^2 \sim -m_{H_u}^2$ and $m_{H_d}^2 \gg -m_{H_u}^2$, can be given as

$$m_A^2 = m_{H_u}^2 + m_{H_d}^2 + 2\mu^2 \approx m_{H_d}^2 - m_{H_u}^2 \sim m_{H_d}^2. \quad (30)$$

From these equations one can have a rough estimation of m_A in terms of Δ_{EW} given as

$$m_A \leq m_Z \tan\beta \sqrt{\Delta_{EW}(\text{max})}, \quad (31)$$

where $\Delta_{EW}(\text{max})$ is the maximal fine-tuning one wants to allow. For example, if we take $\Delta_{EW} = 20$, with $\tan\beta = 10$, we can have m_A roughly as large as 4 TeV. This is why we see that in the plot for a large range of m_A values [0.3, 5] TeV, Δ_{EW} remains more or less the same around 20. Some voids in the plots are just due to lack of statistics. In this plot, a clear distinction between green and red points can be seen. Green points which are not covered by red points are in the m_A mass range of [0.3, 1.2] TeV. On the other hand, the Higgs coupling ratios k_i depend on m_A . Red points depict that Higgs coupling precision measurements at CEPC (2IP) can probe m_A up to 1.2 TeV. We will show later that m_A mass in the range of [0.3, 1.2] TeV can be probed by the precision measurements at the HL-LHC and ILC as well.

Here we want to comment on parameter space with low m_A . Current experiments are providing wealth of data and constraining parameter space of new physics such as SUSY, very effectively. For instance, the ATLAS direct searches for $gg \rightarrow A, H \rightarrow \tau^+\tau^-$ constrain m_A and $\tan\beta$ values [71]. Since in our work we expect large deviations in the Higgs couplings such as $k_{b,\tau}$ for low m_A values, we have to be careful about low m_A solutions because according to these bounds with small $m_A \sim 300$ GeV, any point with $\tan\beta \geq 18$ is excluded. Since we are also considering scenario with low fine-tuning which implies low μ values. As argued in [50], if

m_A is larger than μ , then heavy Higgs bosons decay dominantly to charginos and neutralinos [70]. Thus, the ATLAS bounds on m_A can not be applied in this case. On the other hand, if $m_A < 2\mu$, then one should apply ATLAS bounds on m_A and $\tan\beta$. We will show later that for such a scenario, in our present scans, some part of parameter space is already excluded.

4.2 Higgs Coupling Measurements

In this subsection, we study the Higgs coupling ratios k_i in details. We apply only the basic constraints (*I*) to study how Higgs coupling measurements can constrain the parameter space of EWSUSY in GmSUGRA.

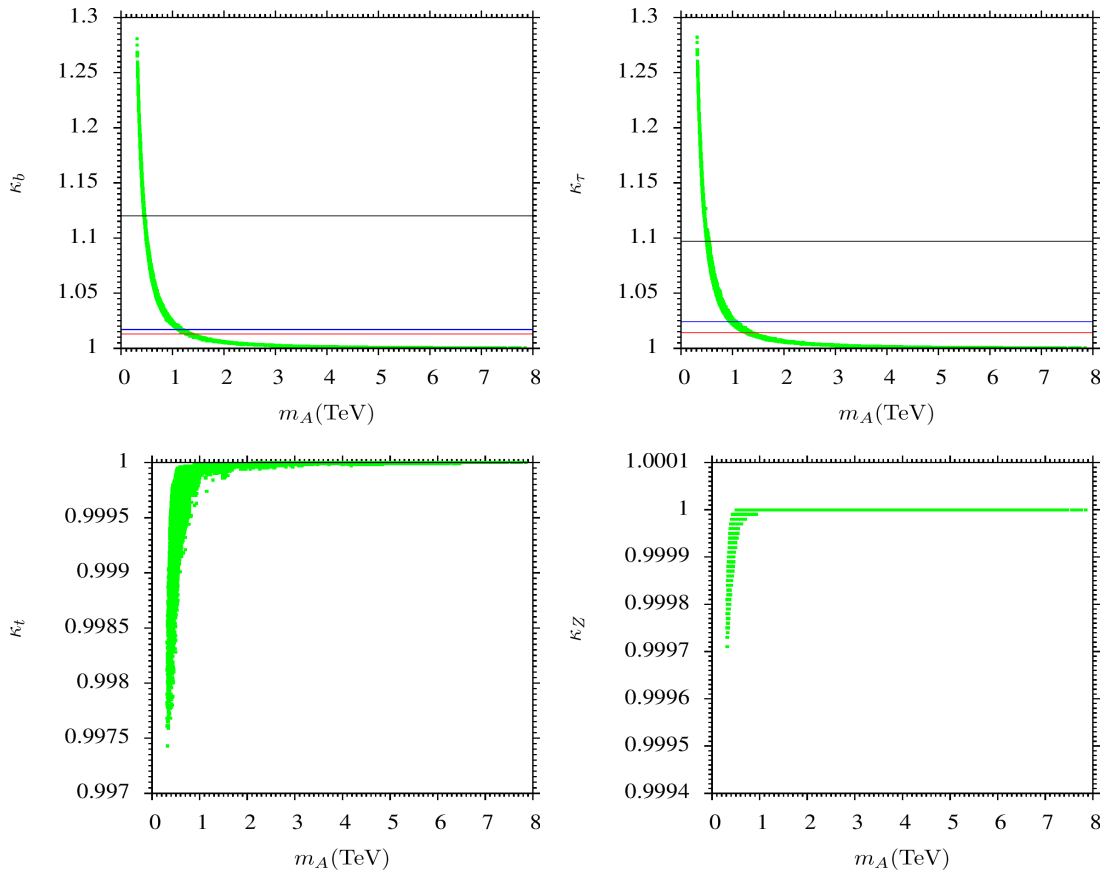


Figure 2: k_b , k_τ , k_t and k_Z vs. m_A : Green points satisfy the basic constraints (*I*). The horizontal lines (if shown) in these plots label the precisions at different colliders: HL-LHC (black), ILC (blue) and CEPC (2 IP) (red) respectively.

It is shown in Eqs. (14), (16) and (17) that the Higgs coupling ratios k_W , k_Z , k_b , k_τ and k_t are related to m_A . Among them, k_t , k_W and k_Z also have dependence on $\tan\beta$. In Figure 2,

we show the parameter space in the k_b , k_τ , k_t and k_Z ⁴ versus m_A planes. Green points in this figure satisfy the basic constraints (I). The black, blue and red horizontal lines (if shown) in these plots correspond to the precisions at different colliders: HL-LHC, ILC and CEPC (2 IP), respectively.

These plots show the obvious dependence of Higgs coupling ratios k_i on m_A . Firstly, about the sign of the deviations, k_b and k_τ in these plots are always bigger than 1, while k_t , k_W and k_Z are smaller than 1. This is expected because according to Eq. (16), k_b and k_τ have positive deviations, while from Eqs. (17) and (14) the deviations of k_t , k_W and k_Z are all negative.

Secondly, about the magnitude of the deviations, it is already shown that $k_{b,\tau}$, k_t and $k_{W,Z}$ have the deviations around $\mathcal{O}(2\frac{m_Z^2}{m_A^2})$, $\mathcal{O}(\frac{m_Z^2}{m_A^2} \frac{2}{\tan^2\beta})$, and $\mathcal{O}(\frac{m_Z^4}{m_A^4} \frac{2}{\tan^2\beta})$, respectively. It is expected that with large $\tan\beta$, $k_{b,\tau}$ would have the maximal deviation. Due to the suppression of $\tan\beta$, the deviation in k_t will be smaller compared with $k_{b,\tau}$. On the other hand, $k_{W,Z}$ has the smallest deviation because of the suppressions of both m_A^4 and $\tan\beta$, which can be seen in the right bottom plot. The numerical results in our plots indicate that for a very small $m_A \approx 300$ GeV, the relative deviations in $k_{b,\tau}$, k_t and $k_{W,Z}$ can be 28%, 0.3% and 0.03% respectively.

Thirdly, m_A can be constrained by the Higgs coupling measurements. When $m_A \leq 1$ TeV, k_b and k_τ are very sensitive to m_A . The precision of k_b (k_τ) at the HL-LHC can constrain m_A to be above 0.4 (0.5) TeV. The precision at the ILC can constrain m_A to be above 1.1 (0.9) TeV. The precision at the CEPC (2 IP) can constrain the m_A to above 1.2 (1.1) TeV. However, the deviations in k_t , and $k_{W,Z}$ are so small that even the precision at CEPC (2 IP) cannot constrain m_A . To be able to constrain m_A , the precision of k_t needs to be better than 0.3% and the precision of $k_{W,Z}$ need to be better than 0.03%. It should be noted that a future e^+e^- collider with more IP and longer running time, can offer a higher integrated luminosity and thus the better precisions. For example, the FCC-ee (4 IP) can have a larger integrated luminosity of 10 ab^{-1} , where the precisions of k_b and k_τ can be 0.88% and 0.94% respectively (see Table 1). These precision measurements of k_b and k_τ can constrain m_A to above 1.55 TeV and 1.5 TeV respectively. But the precision measurements of k_t and $k_{W,Z}$ at FCC-ee (4 IP) are still not good enough to constrain m_A .

In Figure 3, we show plots in $k_g - m_{\tilde{t}_1}$ and $k_\gamma - m_{\tilde{\chi}_1^\pm}$ planes. The color coding and the horizontal lines are the same as Figure 2.

In SUSY, the dominant contribution to hgg coupling can come from stops. The left plot presents the quantitative dependence of Higgs coupling ratio k_g on $m_{\tilde{t}_1}$. It can be seen that for $m_{\tilde{t}_1} \sim 2.5$ TeV to 5 TeV, the deviation from the SM hgg coupling is almost negligible. But as the $m_{\tilde{t}_1}$ decreases, the deviation starts growing. k_g is getting greater than 1 and also getting less

⁴We find the plot in the k_W vs m_A plane is very similar to the plot in the k_Z vs m_A plane, so we only show the k_Z plot here.

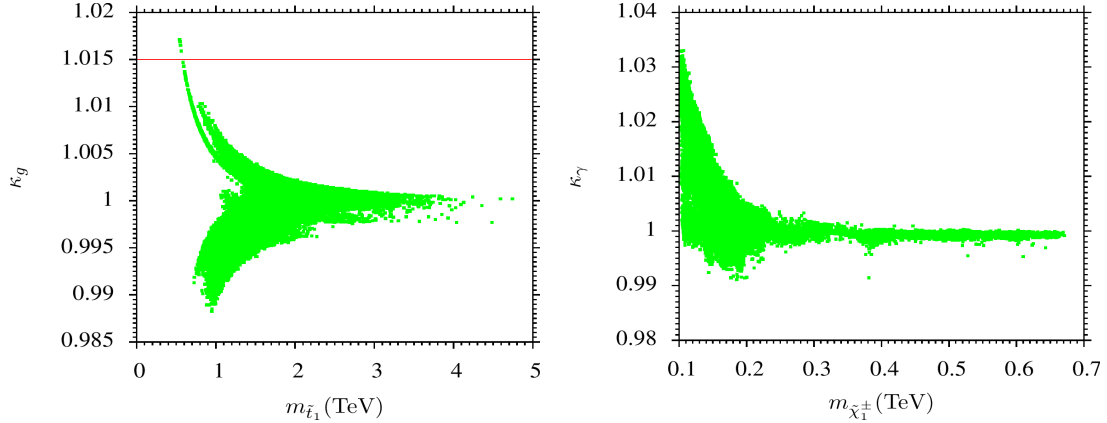


Figure 3: k_g vs. $m_{\tilde{t}_1}$ and k_γ vs. $m_{\tilde{\chi}_1^\pm}$: Color coding and the horizontal line are the same as Figure 2.

than one. Around $m_{\tilde{t}_1} \sim 0.5$ TeV, k_g is around 1.017 (1.7% deviation from the SM coupling) while for $m_{\tilde{t}_1} \sim 0.9$ TeV, $k_g \sim 0.988$. This can be understood from Eq. (18). We note that for points with $k_g \geq 1.01$, not only stops are light but also scalar trilinear coupling A_t is positive. Since we have considered $\text{sgn}(\mu) > 0$, we get $X_t = A_t - \mu/\tan\beta \leq A_t$. On the other hand, for the points with $k_g < 1$, we notice that A_t is negative. This means $|X_t| \geq |A_t|$. Even though in Eq. (18), we have X_t^2 term, but the magnitude of the contribution is different, so with small stops and small negative contribution from X_t^2 , one can have $k_g > 1$. On the other hand with relatively large stop masses, and relatively large negative contribution from X_t^2 term, one can get $k_g < 1$. From the horizontal line, we see that the precision of k_g at CEPC (2 IP) can bound $m_{\tilde{t}_1}$ to around 600 GeV.

Like k_g , k_γ is also a loop induced coupling. Higgs boson can couple to $\gamma\gamma$ pair via loops of all the SM charged particles which are quarks, lepton and W^\pm and through squarks, slepton, H^\pm and $\tilde{\chi}_1^\pm$. Since we are considering parameter space with low fine-tuning, as is shown in Figure 1 that μ should be relatively small. We expect to have light higgsinos. In the right plot, we see that for small values of chargino, the values of k_γ can be large. As the chargino mass increases, deviation goes down. In our present scans, the deviation in k_γ can be up to 3% with $m_{\tilde{\chi}_1^\pm} \approx 100$ GeV. We also see that there are a few points with k_γ below 1. This is because for these points the contribution of \tilde{b}_1 and $\tilde{\tau}$ is negative.

It is worth noting that a better precision 1.1% of k_g at FCC-ee (4 IP) can constrain $m_{\tilde{t}_1}$ to be above 700 GeV. Besides, the precision of k_γ at FCC-ee (4 IP) can be 1.7%, which can constrain $m_{\tilde{\chi}_1^\pm}$ to above 150 GeV.

4.3 The muon magnetic moment measurement

In this subsection, we use the measurement of the muon magnetic moment to constrain the related particle masses.

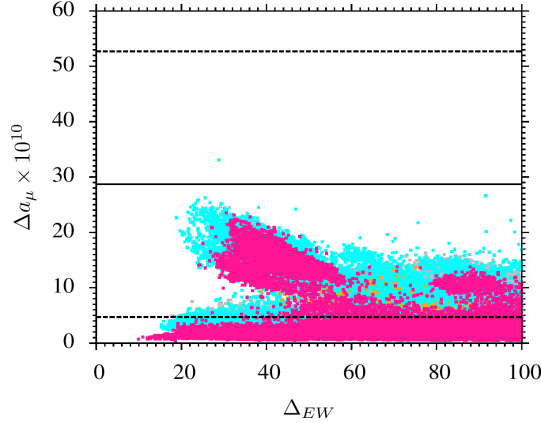


Figure 4: Δa_μ vs. Δ_{EW} : Grey points satisfy the basic constraints (I). Cyan, orange and red points are subsets of grey points and satisfy the Higgs coupling constraint (III) from HL-LHC, ILC, and CEPC (2 IP), respectively. The solid horizontal line displays the central value of Δa_μ from the muon magnetic moment experiment, while the dash lines show the $3\text{-}\sigma$ values.

In Figure 4, we display a plot in the $\Delta a_\mu - \Delta_{EW}$ plane. In this plot, grey points satisfy the basic constraints (I). Cyan, orange and red points are subsets of grey points and satisfy the Higgs coupling constraint (III) from HL-LHC, ILC, and CEPC (2 IP), respectively. The solid horizontal line labels the central value of Δa_μ from Eq. (19), while the dash lines show the $3\text{-}\sigma$ values. We see that because of the basic constraints (I), almost all of the points are below the solid line except one single point. This shows that if we just keep generating more data, we can have more solutions there. Similar argument can also be applied on the isolated points below the solid line. One can see a rising trend in points with Δ_{EW} from 40 to 20. It is just an artefact of our dedicated searches for low Δ_{EW} values. In fact, it can be seen from the figure that more points can be generated for $\Delta_{EW} \sim [20, 100]$ with appropriate contributions to Δa_μ . We also notice that the effects of the application of the above constraints are nearly indistinguishable and the points satisfying various constraints are nearly overlapped. But our present scan shows that the parameter space can still be constrained by the combination of muon magnetic moment and Higgs coupling measurements effectively. Using the precision at CEPC (2 IP) one may bound the Δa_μ to be between $(5 \sim 25) \times 10^{-10}$ while $\Delta_{EW} \geq 30$.

In SUSY, as we have discussed in Section 2.3, the contributions to the muon anomalous magnetic moment Δa_μ mainly come from the 1-loop diagrams of both $\tilde{e}_{R,L} - \tilde{\chi}_1^0$ and $\tilde{\nu} - \tilde{\chi}_1^\pm$. In Figure 5, we show plots in $m_{\tilde{e}_{L,R}} - m_{\tilde{\chi}_1^0}$ and $m_{\tilde{\nu}} - m_{\tilde{\chi}_1^\pm}$ planes. In these plots, all points satisfy

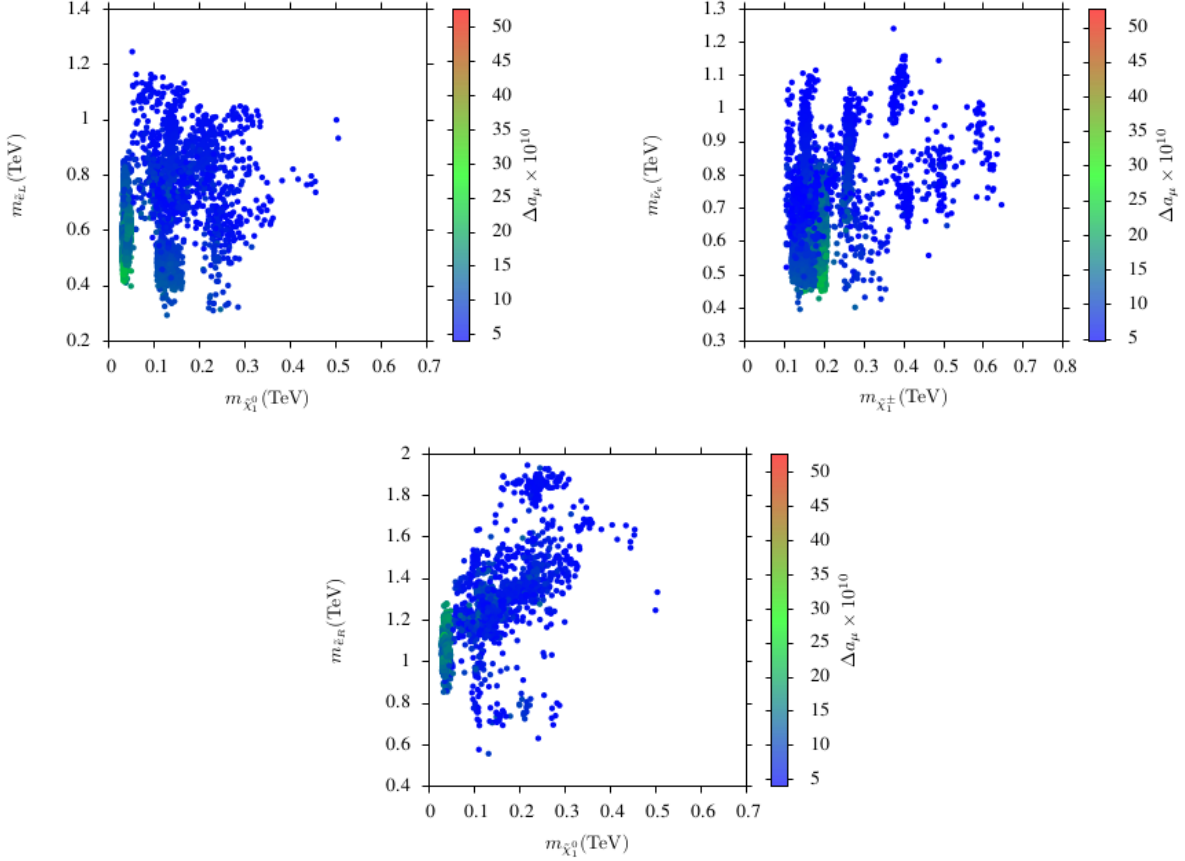


Figure 5: $m_{\tilde{e}_{R,L}}$ vs. $m_{\tilde{\chi}_1^0}$ and $m_{\tilde{\nu}_e}$ vs. $m_{\tilde{\chi}_1^\pm}$: Points satisfy both the basic constraints (**I**), the muon magnetic moment constraint (**II**) and the Higgs coupling constraint (**III**) from the CEPC (2 IP) only. Color represents the Δa_μ values.

the basic constraints (*I*), the muon magnetic moment constraint (*II*) and the Higgs coupling constraint (*III*). To avoid the overlap of too many colors, when showing the effect of the Higgs coupling constraint (*III*), we use the precisions of CEPC (2 IP) only. The vertical color bars represent the spread of Δa_μ values in these plots.

In the top left plot, we see that by applying the above constraints, the left handed slepton mass can be constrained to $[0.3, 1.2]$ TeV. But to have sizeable contribution to Δa_μ (greenish blue points), the left-handed slepton mass needs to be in the range of $[0.35, 0.9]$ TeV and neutralino mass in the range of ≤ 0.17 TeV. The bright green points corresponding to large values of $\Delta a_\mu \geq 20 \times 10^{-10}$ have narrow neutralino mass range of $[0.03, 0.1]$ TeV and $m_{\tilde{e}_L} \sim [0.4, 0.5]$ TeV. The top right plot indicates that for the blue, greenish blue and bright green points, sneutrino have more or less same mass ranges as the the left-handed slepton, while chargino mass are in the range of $[0.1, 0.7]$ TeV, $[0.15, 0.25]$ TeV and $[0.16, 0.22]$ TeV respectively.

In the bottom panel, we see that the lightest neutralino mass can be restricted below 0.5

TeV and the right-handed selectron mass is in the range of $[0.5, 2]$ TeV. It is also clear from this plot that most of the points have Δa_μ from 5×10^{-10} to 10×10^{-10} (blue points). But one can also see greenish blue points in the region where neutralino mass is in the range of $[0.04, 0.3]$ TeV and right-handed slepton mass in the range of $[0.7, 1.6]$ TeV. Bright green points exist in the region with $m_{\tilde{e}_R}$ mass in the range of $[0.8, 1.3]$ TeV and neutralino mass ≤ 0.15 TeV. Comparing with Figure 4, it can be understood that these points correspond to $\Delta_{EW} \sim 30-40$.

4.4 Collider Phenomenology

In this section, we show some model parameters and interesting sparticle masses after applying all constraints and discuss the possible collider phenomenology.

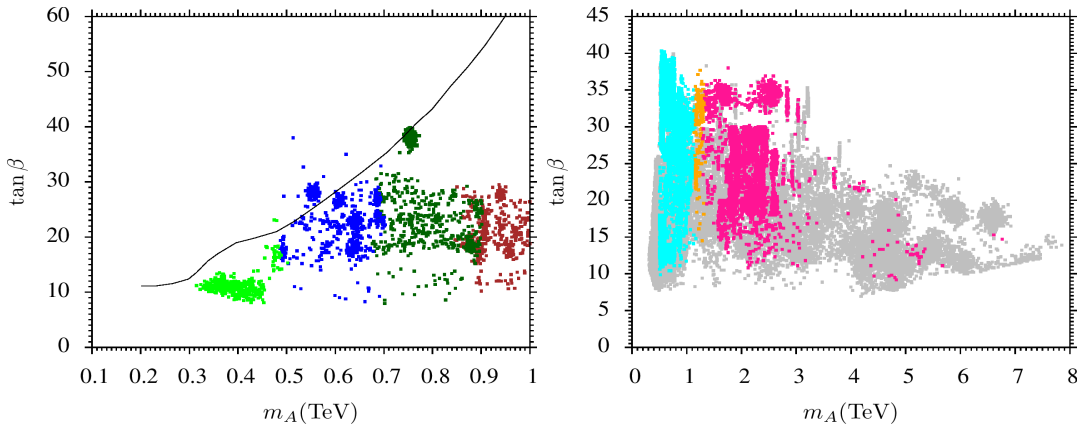


Figure 6: $\tan\beta$ vs. m_A : In the left plot, all points satisfy the basic constraints **(I)** and $m_A \leq 2\mu$; green, blue, dark green and brown points represent $k_b \geq 1.1$, $1.05 \leq k_b \leq 1.1$, $1.03 \leq k_b \leq 1.05$ and $k_b \leq 1.03$ respectively; black curve shows the $1-\sigma$ bound from the ATLAS direct heavy Higgs search [71]. In the right plot, grey points satisfy the basic constraints **(I)**; cyan, orange and red points are subsets of grey points, and satisfy both the muon magnetic moment constraint **(II)** and the Higgs coupling constraint **(III)** from HL-LHC, ILC, and CEPC (2 IP), respectively.

In Figure 6, we show plots in the $\tan\beta - m_A$ plane. In the left plot, all points satisfy the basic constraints **(I)** and $m_A \leq 2\mu$. Green, blue, dark green and brown points represent $k_b \geq 1.1$, $1.05 \leq k_b \leq 1.1$, $1.03 \leq k_b \leq 1.05$ and $k_b \leq 1.03$, respectively. Black curve shows the 1σ bounds in the $\tan\beta - m_A$ plane from the ATLAS direct heavy Higgs search [71].

As we have discussed earlier in the Section 4.1, these are the points where m_A can decay into the SM modes such as $\tau^+\tau^-$. Here we restrict m_A up to 1 TeV to compare our results with Figure 10a of [71]. Since the ATLAS search relies on the $\tau^+\tau^-$ final states, it is understood that the ATLAS direct search mainly exclude the top left region in this plot where $\tan\beta$ is

large which enhances the branching ratio of $A \rightarrow \tau^+\tau^-$, and m_A is small which can give large production of heavy Higgs. However, in this study we bound m_A by the Higgs coupling measurement which do not have too much $\tan\beta$ restriction. Therefore, our bound can exclude the region in this plot with small $\tan\beta$ as well. In this sense, the Higgs coupling measurement is complementary to the direct search of heavy Higgs when constraining SUSY.

It can be seen clearly that in our present scans, only very small part of our data is excluded by the ATLAS results. Interestingly, most points with large deviations in k_b , shown as green points in the plot, survive because of the corresponding small $\tan\beta$ and only a few points of this kind can be excluded by the direct searches. We hope in near future the remaining part of this parameter space will soon be probed and we can have better understanding about the Higgs couplings. Moreover, we also notice that dark green points which satisfy CEPC (2IP) bounds, can also be within the range of ATLAS heavy Higgs searches.

In the right plot, we show our full data after the application of all constraints. The grey points satisfy the basic constraints (*I*); the cyan, orange and red points are subsets of grey points, and satisfy both the muon magnetic moment constraint (*II*) and the Higgs coupling constraint (*III*) from HL-LHC, ILC, and CEPC (2 IP), respectively. The combination of the muon magnetic moment and the Higgs coupling precision measurements can constrain $\tan\beta$ and m_A effectively. We see that due to the Higgs coupling precisions at HL-LHC, ILC and CEPC (2 IP), the m_A can be bounded to be above around 0.5 TeV, 1.1 TeV and 1.2 TeV respectively. The $\tan\beta$ is bounded in the range between 10 and 35. We comment here that since the $\text{BR}(B_s \rightarrow \mu^+\mu^-) \propto (\frac{\tan^6\beta}{m_A^4})$, our B-physics bounds in the basic constraints (*I*) also exclude a part of parameter space in this plane.

Figure 7 display plots in the $m_A - m_{\tilde{\chi}_1^0}$, $m_{\tilde{\chi}_1^\pm} - m_{\tilde{\chi}_1^0}$, $m_{\tilde{\tau}_1} - m_{\tilde{\chi}_1^0}$ and $m_{\tilde{t}_1} - m_{\tilde{\chi}_1^0}$ plane. Color coding is the same as Figure 6. The black lines in these plots are just to guide the eyes of the reader for the scenario where the lightest neutralino is equal to $\tilde{\chi}_1^\pm$, $\tilde{\tau}_1$, or \tilde{t}_1 except in $m_A - m_{\tilde{\chi}_1^0}$ plane where the black line represents $m_A = 2m_{\tilde{\chi}_1^0}$ that is A-resonance condition. Though we do not apply relic density bounds such as reported by WMAP [72], it is expected that some points along the line representing annihilation or coannihilation scenario of the lightest neutralino may have relic density within acceptable range.

In the top left panel, we can see how the Higgs coupling precision measurements at HL-LHC (cyan points), ILC (orange points) and CEPC (2IP) (red points) can constrain m_A as has been noted earlier. We also notice that without Higgs coupling constraint, the lightest neutralino can be as heavy as 0.6 TeV but the CEPC (2IP) constraints restrict it within 0.5 TeV consistent with the observation in Figure 5. It is also visible that for the A-resonance scenario we need $m_{\tilde{\chi}_1^0}$ in the mass range of $\sim [0.3, 0.4]$ TeV, which also implies m_A should be around $2m_{\tilde{\chi}_1^0}$ that is

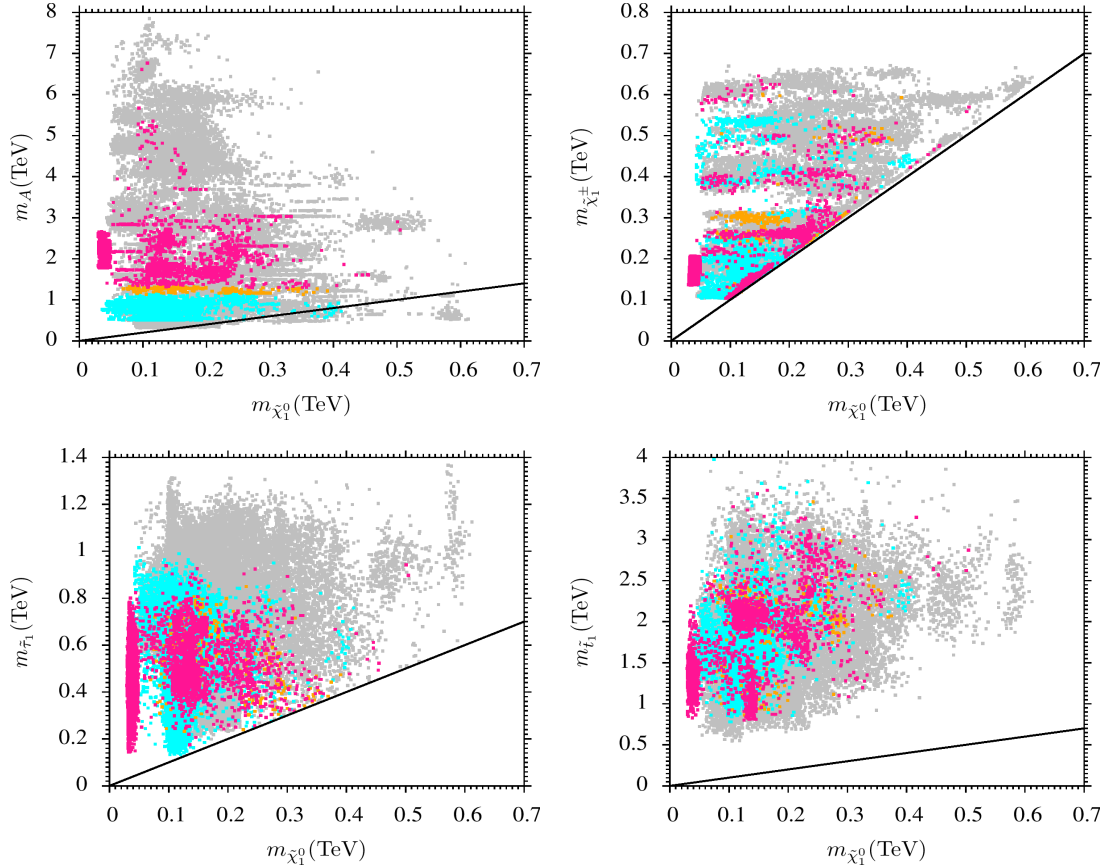


Figure 7: m_A , $m_{\tilde{\chi}_1^\pm}$, $m_{\tilde{\tau}_1}$, and $m_{\tilde{\nu}_\tau}$ vs. $m_{\tilde{\chi}_1^0}$: Color coding is the same as Figure 6.

$\sim [0.6, 0.8]$ TeV. The Higgs coupling precision measurement at ILC can exclude this scenario. We have shown one benchmark point as an example of A -resonance solution with correct relic density as Point 3 in Table 2.

In the top right panel, we see that points satisfying the constraints mentioned above are overlapped and there is no preferred parameter region for a given constraint. We also note that all the points along line in this figure are either Wino-type or Higgsino-type neutralinos with small relic density. It is worth noting our scans show that for the points along the line, most of them are Higgsino-type LSP in the range from 100 GeV to 450 GeV, and only a few points are Wino-type LSP with small mass from 100 to 200 GeV.

In the bottom left panel, we see that grey points have $m_{\tilde{\tau}_1}$ mass range anywhere between $[0.14, 1.4]$ TeV. After applying the Higgs coupling constraints, $m_{\tilde{\tau}_1}$ confines within 1 TeV. Points along the line represents neutralino-stau coannihilation scenario and some of the points do have correct relic density but others have low density.

In the bottom right plot, we see that by the application of constraint, $m_{\tilde{t}_1}$ lies in the range

of $[0.8, 4]$ TeV. We have noticed that in our present scans, when $m_{\tilde{t}_1} \leq 2$ TeV, \tilde{t}_1 is the lightest colored sparticle and when $m_{\tilde{t}_1} \geq 2$ TeV, \tilde{g} is the lightest colored sparticle. We also notice that there are large mass gaps between $m_{\tilde{t}_1}$ and $m_{\tilde{\chi}_1^0}$, which suggest that $\tilde{t}_{1,2} \rightarrow t\tilde{g}$ or $\tilde{t}_{1,2} \rightarrow t\tilde{\chi}_i^0$ or $\tilde{t}_{1,2} \rightarrow b\tilde{\chi}_j^\pm$ for the collider searches of stops. Here we want to comment on $\tilde{t}_{1,2} \rightarrow t\tilde{\chi}_i^0$ channel, for this boosted top scenario, future colliders like CEPC-SPPC [44], can discovered (excluded) stops up to ~ 6 (8) TeV. This means that all of our points shown in this plots can be probed at the future colliders. This is one of the examples which shows that the construction of future collider is of the utmost need.

A few mass spectra in the typical region of parameter space after applying all constraints are shown in Table 2. All the masses in the table are in units of GeV. All of these points satisfy the constraints (I) and (II) described in Section 3. Point 1 displays an example of solutions with large deviation in $\kappa_b \approx 1.22541$ and $\kappa_\tau \approx 1.22756$ since m_A is small ~ 339 GeV while the deviations of other Higgs couplings are not significant. The measure of electroweak fine-tuning Δ_{EW} is about 27 but high scale fine-tuning measure is as large as 1883 while Δa_μ is about 4.731×10^{-10} . We notice that for all the four points, the SM-like Higgs mass m_h , heavy CP-even Higgs mass m_H and charged Higgs mass m_{H^\pm} have masses are in the mass range of $[123, 125]$ GeV and $[340, 860]$ GeV, respectively. The lightest neutralino which is higgsino like, is about 171 GeV while χ_1^\pm is about 185 GeV. In the colored sector, we observe that for all four benchmark points, $m_{\tilde{u}_L} \approx m_{\tilde{d}_L}$, $m_{\tilde{u}_R} \approx m_{\tilde{d}_R}$ and their masses are ≥ 2.3 TeV. We also note that for Point 1, gluino mass is about 2.5 TeV which is comparable to the first two generation squark masses, but for other three benchmark points $m_{\tilde{g}} < m_{\tilde{q}}$. Besides, only for Point 1 the mass difference between \tilde{t}_1 and \tilde{b}_1 is somewhat large ~ 700 GeV.

It can also be noticed that for Point 1 and Point 2 the light stop is the lightest colored sparticle while for Point 3 and Point 4 gluino is the lightest color sparticle. Slepton masses for Point 1 are less than 800 GeV.

Point 2 represents a point with large value of $\Delta a_\mu \approx 16.63 \times 10^{-10}$, while Δ_{EW} and Δ_{HS} are about 23 and 3151 respectively. Since m_A is relatively small as 755 GeV, the deviations in $\kappa_{b,\tau}$ are about 4% and can be probed by CEPC. In electroweakino sector, the lightest neutralino which is bino-higgsino mixed state, is about 131 GeV while the lightest chargino is about 180 GeV. The gluino and light stop are about 1.5 TeV and 1.1 TeV, respectively. Since sneutrinos $\tilde{\nu}_{1,2}$ and smuons $m_{\tilde{\mu}_{L,R}}$ are as light as ≈ 521 GeV and 514 GeV respectively, we observe large Δa_μ as noted above. The third generation sneutrino and light stau are about 343 GeV and 353 GeV. Since it is a bino-higgsino mixed point, its relic density (0.0846) is better than that in Point 1.

Point 3 shows a solution with m_A -resonance with $m_A \approx 603$ GeV and correct relic density

| | Point 1 | Point 2 | Point 3 | Point 4 |
|------------------------------------|-------------------------|-------------------------|-------------------------|--------------------------|
| m_{0U} | 1037 | 2582 | 5057 | 5327 |
| $m_{\tilde{Q}}$ | 1003.3 | 2366.4 | 4631 | 4879.2 |
| $m_{\tilde{U}^c}$ | 1162.1 | 3306.7 | 6487 | 6830.6 |
| $m_{\tilde{D}^c}$ | 1311.7 | 3326.3 | 6474.9 | 6841.3 |
| $m_{\tilde{L}}$ | 328.1 | 264.8 | 1023 | 858.2 |
| $m_{\tilde{E}^c}$ | 814.1 | 514.8 | 900.9 | 978.6 |
| M_1 | 857.1 | 350.9 | 602.7 | 686.5 |
| M_2 | 656 | 993 | 634.3 | 828.8 |
| M_3 | 1158.8 | -612.25 | 555.3 | 473.05 |
| $A_t = A_b$ | -3292 | 5390 | -9095 | -9684 |
| $A_{\tilde{\tau}}$ | -691.6 | 1192 | -1570 | -2937 |
| $\tan \beta$ | 11.6 | 33.8 | 19.7 | 21.4 |
| μ | 183 | 172.5 | 377.5 | 168.2 |
| m_A | 338.9 | 754.9 | 603 | 846 |
| Δ_{HS} | 1883 | 3151 | 10873 | 11993.67 |
| Δ_{EW} | 27 | 23 | 87 | 87 |
| Δa_μ | 4.731×10^{-10} | 16.63×10^{-10} | 7.683×10^{-10} | 12.161×10^{-10} |
| m_h | 123 | 123 | 125 | 125 |
| m_H | 342 | 751 | 607 | 856 |
| m_{H^\pm} | 348 | 750 | 608 | 850 |
| κ_b, κ_t | 1.22541, 0.99817 | 1.04295, 0.99996 | 1.06459, 0.99983 | 1.03296, 0.99992 |
| $\kappa_\tau, \kappa_W = \kappa_Z$ | 1.22756, 0.99981 | 1.04787, 0.99999 | 1.06644, 0.99999 | 1.03454, 0.99999 |
| κ_g, κ_γ | 0.99083, 1.00369 | 1.00473, 0.99763 | 0.99954, 1.00008 | 1.00038, 0.99714 |
| $m_{\tilde{\chi}_{1,2}^0}$ | 171, 191 | 131, 183 | 260, 376 | 161, 178 |
| $m_{\tilde{\chi}_{3,4}^0}$ | 368, 541 | 195, 834 | 390, 567 | 312, 717 |
| $m_{\tilde{\chi}_{1,2}^\pm}$ | 185, 534 | 179, 823 | 378, 555 | 175, 702 |
| $m_{\tilde{g}}$ | 2548 | 1539 | 1498 | 1317 |
| $m_{\tilde{u}_{L,R}}$ | 2419, 2558 | 2705, 3476 | 4721, 6513 | 4942, 6832 |
| $m_{\tilde{t}_{1,2}}$ | 1036, 1798 | 1151, 1762 | 2311, 3401 | 2326, 3543 |
| $m_{\tilde{d}_{L,R}}$ | 2421, 2532 | 2706, 3547 | 4722, 6595 | 4943, 6938 |
| $m_{\tilde{b}_{1,2}}$ | 1771, 2468 | 1212, 3089 | 2380, 6340 | 2401, 6630 |
| $m_{\tilde{\nu}_{1,2}}$ | 726 | 521 | 698 | 507 |
| $m_{\tilde{\nu}_3}$ | 718 | 343 | 645 | 308 |
| $m_{\tilde{e}_{L,R}}$ | 737, 525 | 514, 787 | 651, 1409 | 398, 1487 |
| $m_{\tilde{\tau}_{1,2}}$ | 518, 728 | 353, 568 | 627, 1338 | 185, 1333 |
| $\Omega_{CDM} h^2$ | 0.0014 | 0.0846 | 0.1017 | 0.0099 |

Table 2: Sparticle and Higgs masses are in GeV units and $\text{sign}(\mu >) 0$. All of these points satisfy the constraints **(I)** and **(II)** described in Section 3. Point 1 displays an example of solutions with large deviation in κ_b and κ_τ . Point 2 represents a points with large value of Δa_μ . Point 3 shows a solution with m_A -resonance while Point 4 is an example of parameter space where stau is degenerated in mass with the lightest neutralino.

$\Omega h^2 \sim 0.1017$. Deviations in $k_{b,\tau}$ are about 6% and within the range of CEPC measurements. $\Delta_{EW} \sim 87$, but $\Delta_{HS} \sim 10873$. Gluino and light stop masses are 1.4 TeV and 2.4 TeV respectively. Since electroweakinos and sleptons are relatively heavy as compared to Point 2, Δa_μ is also relatively small 7.683×10^{-10} .

Point 4 is an example where stau is degenerate in mass with the lightest neutralino. Since this is higgsino-like neutralino, relic density is very small 0.0099. The pseudo-scalar mass $m_A \approx 846$ GeV, so the $k_{b,\tau}$ are as small as about 3% which can be tested by the CEPEC (2IP) measurements (see Table 1). Light stop is about 2.4 TeV while gluino is about 1.3 TeV. Since sneutrino and smuon are light, we have relatively large value for $\Delta a_\mu \approx 12.161 \times 10^{-10}$.

5 Conclusion

In this paper, we study the parameter space of natural SUSY in the GmSUSGRA model using the Higgs couplings and the muon anomalous magnetic moment measurements as constraints. Restricting the EWFT measure $\Delta_{EW} \leq 100$, we scan the parameter space by applying basic constraints, the muon anomalous magnetic moment constraint and Higgs coupling constraints from Higgs coupling measurements at HL-LHC, ILC, and CEPC. We display our results in various plots showing that the Higgs coupling precision measurements and the muon anomalous magnetic moment measurements can constrain EWSUSY in GmSUGRA effectively. We show k_b and k_τ as a function of m_A . The measurements of the Higgs couplings at the future colliders like CEPC can constrain m_A up to 1.2 TeV. In addition to it, light stop mass can be constrained around 0.5 TeV by the hgg coupling measurements at the CEPC. The combination of muon anomalous magnetic moment and Higgs coupling measurements constrain the \tilde{e}_R mass to be in the range between 600 GeV and 2 TeV. The range of both \tilde{e}_L and $\tilde{\nu}_e$ masses is [0.4, 1.1] TeV. In all cases, the $\tilde{\chi}_1^0$ mass needs to be small (mostly ≤ 400 GeV). Since the direct search of heavy Higgs usually excludes the parameter space with large $\tan \beta$ where the branching ratio of $A \rightarrow \tau^+ \tau^-$ can be enhanced, but the m_A bounds given by the Higgs coupling measurement can exclude the region with small $\tan \beta$ as well, the Higgs coupling measurement is complementary to the direct search of heavy Higgs when constraining SUSY. We also list four interesting benchmark points as examples of solutions with large deviations in κ_b and κ_τ , large value of Δa_μ , m_A -resonance and stau-neutralino coannihilation in Table 2.

Acknowledgements

This research was supported in part by the Natural Science Foundation of China under grant numbers 11135003, 11275246, and 11475238 (TL). K.W. is supported in part by the CAS Center

for Excellence in Particle Physics (CCEPP) and wants to thank Cai-Dian Lü for his help.

References

- [1] G. Aad *et al.* [ATLAS Collaboration], Phys. Lett. B **716**, 1 (2012) [arXiv:1207.7214 [hep-ex]].
- [2] S. Chatrchyan *et al.* [CMS Collaboration], Phys. Lett. B **716**, 30 (2012) [arXiv:1207.7235 [hep-ex]].
- [3] S. P. Martin, Adv. Ser. Direct. High Energy Phys. **21** (2010) 1 [Adv. Ser. Direct. High Energy Phys. **18** (1998) 1] [hep-ph/9709356].
- [4] G. Aad *et al.* [ATLAS Collaboration], arXiv:1405.7875 [hep-ex].
- [5] S. Chatrchyan *et al.* [CMS Collaboration], Phys. Lett. B **725**, 243 (2013) [arXiv:1305.2390 [hep-ex]].
- [6] M. Drees and J. S. Kim, arXiv:1511.04461 [hep-ph].
- [7] R. Ding, T. Li, F. Staub and B. Zhu, arXiv:1510.01328 [hep-ph].
- [8] H. Baer, V. Barger and M. Savoy, arXiv:1509.02929 [hep-ph].
- [9] B. Batell, G. F. Giudice and M. McCullough, arXiv:1509.00834 [hep-ph].
- [10] S. S. AbdusSalam and L. Velasco-Sevilla, arXiv:1506.02499 [hep-ph].
- [11] D. Barducci, A. Belyaev, A. K. M. Bharucha, W. Porod and V. Sanz, JHEP **1507**, 066 (2015) [arXiv:1504.02472 [hep-ph]].
- [12] T. Cohen, J. Kearney and M. Luty, Phys. Rev. D **91**, 075004 (2015) [arXiv:1501.01962 [hep-ph]].
- [13] J. Fan, M. Reece and L. T. Wang, JHEP **1508**, 152 (2015) [arXiv:1412.3107 [hep-ph]].
- [14] T. Leggett, T. Li, J. A. Maxin, D. V. Nanopoulos and J. W. Walker, Phys. Lett. B **740**, 66 (2015) [arXiv:1408.4459 [hep-ph]].
- [15] S. Dimopoulos, K. Howe and J. March-Russell, Phys. Rev. Lett. **113**, 111802 (2014) [arXiv:1404.7554 [hep-ph]].
- [16] I. Gogoladze, F. Nasir and Q. Shafi, JHEP **1311**, 173 (2013) [arXiv:1306.5699 [hep-ph]].

- [17] G. D. Kribs, A. Martin and A. Menon, *Phys. Rev. D* **88**, 035025 (2013) [arXiv:1305.1313 [hep-ph]].
- [18] H. Baer, V. Barger, P. Huang, D. Mickelson, A. Mustafayev and X. Tata, *Phys. Rev. D* **87**, no. 11, 115028 (2013) [arXiv:1212.2655 [hep-ph]].
- [19] I. Gogoladze, F. Nasir and Q. Shafi, *Int. J. Mod. Phys. A* **28**, 1350046 (2013) [arXiv:1212.2593 [hep-ph]].
- [20] H. Baer, V. Barger, P. Huang, D. Mickelson, A. Mustafayev and X. Tata, *Phys. Rev. D* **87**, no. 3, 035017 (2013) [arXiv:1210.3019 [hep-ph]].
- [21] G. Du, T. Li, D. V. Nanopoulos and S. Raza, *Phys. Rev. D* **92**, no. 2, 025038 (2015) [arXiv:1502.06893 [hep-ph]].
- [22] E. Cremmer, S. Ferrara, C. Kounnas and D. V. Nanopoulos, *Phys. Lett. B* **133**, 61 (1983); J. R. Ellis, A. B. Lahanas, D. V. Nanopoulos and K. Tamvakis, *Phys. Lett. B* **134**, 429 (1984); J. R. Ellis, C. Kounnas and D. V. Nanopoulos, *Nucl. Phys. B* **241**, 406 (1984); *Nucl. Phys. B* **247**, 373 (1984); A. B. Lahanas and D. V. Nanopoulos, *Phys. Rept.* **145**, 1 (1987).
- [23] G. F. Giudice and A. Masiero, *Phys. Lett. B* **206**, 480 (1988).
- [24] T. Li, S. Raza and X. C. Wang, arXiv:1510.06851 [hep-ph].
- [25] F. d. A. Dias, arXiv:1509.08721 [hep-ex].
- [26] P. Je [ATLAS and CMS Collaborations], *PoS Charged* **2014**, 002 (2015).
- [27] M. Cahill-Rowley, J. Hewett, A. Ismail and T. Rizzo, arXiv:1308.0297 [hep-ph].
- [28] F. Gray [Muon g-2 Collaboration], arXiv:1510.00346 [physics.ins-det].
- [29] G. Venanzoni [for the Fermilab E989 Collaboration], arXiv:1411.2555 [physics.ins-det].
- [30] I. Gogoladze, Q. Shafi and C. S. Un, arXiv:1509.07906 [hep-ph].
- [31] D. Chowdhury and N. Yokozaki, *JHEP* **1508**, 111 (2015) [arXiv:1505.05153 [hep-ph]].
- [32] K. Harigaya, T. T. Yanagida and N. Yokozaki, *Phys. Rev. D* **92**, no. 3, 035011 (2015) [arXiv:1505.01987 [hep-ph]].
- [33] F. Wang, W. Wang and J. M. Yang, *JHEP* **1506**, 079 (2015) [arXiv:1504.00505 [hep-ph]].

- [34] K. Kowalska, L. Roszkowski, E. M. Sessolo and A. J. Williams, JHEP **1506**, 020 (2015) [arXiv:1503.08219 [hep-ph]].
- [35] K. Harigaya, T. T. Yanagida and N. Yokozaki, Phys. Rev. D **91**, no. 7, 075010 (2015) [arXiv:1501.07447 [hep-ph]].
- [36] M. Adeel Ajaib, I. Gogoladze and Q. Shafi, Phys. Rev. D **91**, no. 9, 095005 (2015) [arXiv:1501.04125 [hep-ph]].
- [37] P. Athron *et al.*, arXiv:1510.08071 [hep-ph].
- [38] M. Badziak, Z. Lalak, M. Lewicki, M. Olechowski and S. Pokorski, arXiv:1411.1450 [hep-ph]. S. Iwamoto, T. T. Yanagida and N. Yokozaki, arXiv:1407.4226 [hep-ph]. K. S. Babu, I. Gogoladze, Q. Shafi and C. S. Un, arXiv:1406.6965 [hep-ph]. S. P. Das, M. Guchait and D. P. Roy, arXiv:1406.6925 [hep-ph]. A. Freitas, J. Lykken, S. Kell and S. Westhoff, JHEP **1405**, 145 (2014) [arXiv:1402.7065 [hep-ph]]. M. A. Ajaib, I. Gogoladze, Q. Shafi and C. S. n, JHEP **1405**, 079 (2014) [arXiv:1402.4918 [hep-ph]]. N. Okada, S. Raza and Q. Shafi, Phys. Rev. D **90**, 015020 (2014) [arXiv:1307.0461 [hep-ph]]. R. Dermisek and A. Raval, Phys. Rev. D **88**, 013017 (2013) [arXiv:1305.3522 [hep-ph]]. S. Akula and P. Nath, Phys. Rev. D **87**, no. 11, 115022 (2013) [arXiv:1304.5526 [hep-ph]]. M. Ibe, T. T. Yanagida and N. Yokozaki, JHEP **1308**, 067 (2013) [arXiv:1303.6995 [hep-ph]]. S. Mohanty, S. Rao and D. P. Roy, JHEP **1309**, 027 (2013) [arXiv:1303.5830 [hep-ph]]. T. Cheng and T. Li, Phys. Rev. D **88**, 015031 (2013) [arXiv:1305.3214 [hep-ph]]. S. Iwamoto, AIP Conf. Proc. **1467**, 57 (2012) [arXiv:1206.0161 [hep-ph]].
- [39] I. Gogoladze, F. Nasir, Q. Shafi and C. S. Un, arXiv:1403.2337 [hep-ph].
- [40] T. Li and D. V. Nanopoulos, Phys. Lett. B **692**, 121 (2010) [arXiv:1002.4183 [hep-ph]].
- [41] C. Balazs, T. Li, D. V. Nanopoulos and F. Wang, JHEP **1009**, 003 (2010) [arXiv:1006.5559 [hep-ph]].
- [42] C. Brust, A. Katz, S. Lawrence and R. Sundrum, JHEP **1203**, 103 (2012) [arXiv:1110.6670 [hep-ph]].
- [43] M. Endo, K. Hamaguchi, S. Iwamoto and T. Yoshinaga, JHEP **1401**, 123 (2014) [arXiv:1303.4256 [hep-ph]].
- [44] N. Arkani-Hamed, T. Han, M. Mangano and L. T. Wang, arXiv:1511.06495 [hep-ph].

- [45] T. Cheng, J. Li, T. Li, D. V. Nanopoulos and C. Tong, *Eur. Phys. J. C* **73**, 2322 (2013) [arXiv:1202.6088 [hep-ph]].
- [46] T. Li and S. Raza, *Phys. Rev. D* **91**, no. 5, 055016 (2015) [arXiv:1409.3930 [hep-ph]].
- [47] H. Baer, F. E. Paige, S. D. Protopopescu and X. Tata, [arXiv:000186](#).
- [48] H. Baer, V. Barger, P. Huang, A. Mustafayev and X. Tata, *Phys. Rev. Lett.* **109**, 161802 (2012) [arXiv:1207.3343 [hep-ph]].
- [49] M. Carena, H. E. Haber, H. E. Logan, and S. Mrenna, *Distinguishing a MSSM Higgs boson from the SM Higgs boson at a linear collider*, *Phys. Rev.* **D65** (2002) 055005, [[hep-ph/0106116](#)]. [Erratum: *Phys. Rev.*D65,099902(2002)].
- [50] K. J. Bae, H. Baer, N. Nagata, and H. Serce, *Prospects for Higgs coupling measurements in SUSY with radiatively-driven naturalness*, *Phys. Rev.* **D92** (2015), no. 3 035006, [[arXiv:1505.03541](#)].
- [51] A. Arvanitaki and G. Villadoro, *A Non Standard Model Higgs at the LHC as a Sign of Naturalness*, *JHEP* **02** (2012) 144, [[arXiv:1112.4835](#)].
- [52] D. Carmi, A. Falkowski, E. Kuflik, and T. Volansky, *Interpreting LHC Higgs Results from Natural New Physics Perspective*, *JHEP* **07** (2012) 136, [[arXiv:1202.3144](#)].
- [53] K. Blum, R. T. D’Agnolo, and J. Fan, *Natural SUSY Predicts: Higgs Couplings*, *JHEP* **01** (2013) 057, [[arXiv:1206.5303](#)].
- [54] M. Davier, A. Hoecker, B. Malaescu, and Z. Zhang, *Reevaluation of the Hadronic Contributions to the Muon $g-2$ and to $\alpha(M_Z)$* , *Eur. Phys. J.* **C71** (2011) 1515, [[arXiv:1010.4180](#)]. [Erratum: *Eur. Phys. J.*C72,1874(2012)].
- [55] G. W. Bennett *et al.* [Muon G-2 Collaboration], *Phys. Rev. D* **73**, 072003 (2006); G. W. Bennett *et al.* [Muon (g-2) Collaboration], *Phys. Rev. D* **80**, 052008 (2009)
- [56] K. Hagiwara, R. Liao, A. D. Martin, D. Nomura, and T. Teubner, *$(g - 2)_{\mu}$ and $\alpha(M_Z^2)$ re-evaluated using new precise data*, *J. Phys.* **G38** (2011) 085003, [[arXiv:1105.3149](#)].
- [57] J. Prades, E. de Rafael, and A. Vainshtein, *The Hadronic Light-by-Light Scattering Contribution to the Muon and Electron Anomalous Magnetic Moments*, *Adv. Ser. Direct. High Energy Phys.* **20** (2009) 303–317, [[arXiv:0901.0306](#)].

- [58] B. P. Padley, K. Sinha and K. Wang, *Phys. Rev. D* **92**, no. 5, 055025 (2015) [arXiv:1505.05877 [hep-ph]].
- [59] [ATLAS and CDF and CMS and D0 Collaborations], [arXiv:1403.4427](https://arxiv.org/abs/1403.4427) .
- [60] G. Belanger, F. Boudjema, A. Pukhov and R. K. Singh, *JHEP* **0911**, 026 (2009); H. Baer, S. Kraml, S. Sekmen and H. Summy, *JHEP* **0803**, 056 (2008).
- [61] H. Baer and M. Brhlik, *Phys. Rev. D* **55** (1997) 4463; H. Baer, M. Brhlik, D. Castano and X. Tata, *Phys. Rev. D* **58** (1998) 015007;
- [62] K. Babu and C. Kolda, *Phys. Rev. Lett.* **84** (2000) 228; A. Dedes, H. Dreiner and U. Nierste, *Phys. Rev. Lett.* **87** (2001) 251804; J. K. Mizukoshi, X. Tata and Y. Wang, *Phys. Rev. D* **66** (2002) 115003.
- [63] V. Khachatryan *et al.* [CMS and LHCb Collaborations], *Nature* **522**, 68 (2015) [arXiv:1411.4413 [hep-ex]].
- [64] Y. Amhis *et al.* [Heavy Flavor Averaging Group (HFAG) Collaboration], arXiv:1412.7515 [hep-ex].
- [65] H. Baer, T. Barklow, K. Fujii, Y. Gao, A. Hoang, S. Kanemura, J. List, H. E. Logan, A. Nomerotski, M. Perelstein, et al., *The International Linear Collider Technical Design Report - Volume 2: Physics*, [arXiv:1306.6352](https://arxiv.org/abs/1306.6352).
- [66] The CEPC-SPPC Study Group, *CEPC-SPPC Preliminary Conceptual Design Report: Volume I - Physics & Detector*, http://cepc.ihep.ac.cn/preCDR/main_preCDR.pdf.
- [67] The CEPC-SPPC Study Group, *CEPC-SPPC Preliminary Conceptual Design Report: Volume II - Accelerator*, http://cepc.ihep.ac.cn/preCDR/Pre-CDR_final_20150317.pdf.
- [68] The ATLAS Collaboration, *Projections for Measurements of Higgs Boson Signal Strengths and Coupling Parameters with the ATLAS Detector at the HL-LHC*, [ATL-PHYS-PUB-2014-016](https://arxiv.org/abs/1403.4427).
- [69] S. Dawson et al., *Working Group Report: Higgs Boson*, in *Community Summer Study 2013: Snowmass on the Mississippi (CSS2013) Minneapolis, MN, USA, July 29-August 6, 2013*, 2013. [arXiv:1310.8361](https://arxiv.org/abs/1310.8361).
- [70] K. J. Bae, H. Baer, V. Barger, D. Mickelson and M. Savoy, *Phys. Rev. D* **90**, no. 7, 075010 (2014) [arXiv:1407.3853 [hep-ph]].

- [71] G. Aad *et al.* [ATLAS Collaboration], JHEP **1411**, 056 (2014) [arXiv:1409.6064 [hep-ex]].
- [72] G. Hinshaw *et al.* [WMAP Collaboration], arXiv:1212.5226 [astro-ph.CO].