

Entanglement renormalization and wavelets

Glen Evenbly¹ and Steven R. White¹

¹*Department of Physics and Astronomy, University of California, Irvine, CA 92697-4575 USA*

(Dated: February 17, 2016)

We establish a precise connection between discrete wavelet transforms (WTs) and entanglement renormalization (ER), a real-space renormalization group transformation for quantum systems on the lattice, in the context of free particle systems. Specifically, we employ Daubechies wavelets to build approximations to the ground state of the critical Ising model, then demonstrate that these states correspond to instances of the multi-scale entanglement renormalization ansatz (MERA), producing the first known analytic MERA for critical systems.

PACS numbers: 05.30.-d, 02.70.-c, 03.67.Mn, 75.10.Jm

In recent years tensor networks [1] have emerged as an exciting approach to both quantum mechanics and statistical mechanics that combine ideas of many-body physics with quantum information, while closely connecting simulation and analytic theory. An intriguing development within tensor networks is the multi-scale entanglement renormalization ansatz (MERA) [2, 3], designed to implement real-space renormalization group (RG) [4] ideas in a powerful numerical algorithm which accurately captures scale invariance and critical point behavior.

For a D -dimensional physical system, the MERA is constructed as a $(D + 1)$ -dimensional tensor network, where layers in the extra dimension encode ground state correlations at different length scales. Within a numerical setting, MERA have been demonstrated [5–12] to accurately capture the critical long range behavior of lattice versions of conformal field theories (CFTs) [13, 14], which are used to describe critical points. MERA also provides a framework to investigate the AdS/CFT correspondence, with the extra dimension of the MERA associated with a physical space-time dimension, making tensor networks an important topic in quantum gravity and string theory [15, 16].

Wavelets and wavelet transforms (WTs) [17–21], one of the most significant developments in signal and image processing in several decades, are also closely tied to RG: ideas from RG influenced the development of wavelets, and wavelets have proved to be a useful tool in RG applications [22]. In fact, it is natural to think of compact, orthogonal WT, such as the well-known families of WT introduced by Daubechies [17, 20], as being real-space RG transformations, but in the space of ordinary 1D functions rather than in terms of Hamiltonians or Lagrangians. Given the close connections to real-space RG of both MERA and wavelets, it is natural to ask if these two methods are connected more deeply to each other.

Here we show that this is, indeed, the case, and report on a precise relation between WT and the MERA; that a wavelet analysis of a free particle system can be exactly mapped to a MERA. An important development results from this connection: we find the first *analytic* MERA for critical systems, whereas previous constructions have

always resulted from a complicated variational optimization. For the lowest order case, the isometries w and disentanglers u that constitute a scale-invariant MERA can be written in a remarkably compact form,

$$\begin{aligned} w &= \frac{\sqrt{3}+\sqrt{2}}{4} II + \frac{\sqrt{3}-\sqrt{2}}{4} ZZ + \frac{i(1+\sqrt{2})}{4} XY + \frac{i(1-\sqrt{2})}{4} YX \\ u &= \frac{\sqrt{3}+2}{4} II + \frac{\sqrt{3}-2}{4} ZZ + \frac{i}{4} XY + \frac{i}{4} YX, \end{aligned} \quad (1)$$

where X, Y, Z are Pauli matrices, and where ZZ is short for $Z \otimes Z$ etc. This MERA, which is derived using two copies of the Daubechies D4 wavelet, can be shown to approximate the ground state of the quantum critical Ising model, including the critical data of the Ising CFT. We also present a general prescription for obtaining higher order MERA and give another specific example. These analytic constructions provide an important new tool for making further progress in MERA applications, and are likely just the first example of important results from the wavelet-MERA connection.

Free Fermions. — We consider the tight-binding Hamiltonian on an infinite 1D lattice of spinless fermions at half-filling,

$$H_{\text{ff}} = - \sum_r \left(\hat{a}_{r+1}^\dagger \hat{a}_r + \hat{a}_r^\dagger \hat{a}_{r+1} \right), \quad (2)$$

with \hat{a} and \hat{a}^\dagger the annihilation and creation operators. In terms of the Fourier mode creation operators \hat{b}_k^\dagger , where k is the momentum, the ground state of H is given by occupying the negative energy modes,

$$|\psi_{\text{GS}}\rangle = \prod_{|k| < \pi/2} \hat{b}_k^\dagger |0\rangle \quad (3)$$

while leaving positive energy modes unoccupied.

Wavelets. — We would like to use wavelets to find another set of modes $\{\hat{c}_z^{\text{Low}}\}$, more localized than plane waves, but composed almost entirely of linear combinations of negative energy states, so that the ground state is approximated by filling these modes,

$$|\psi_{\text{GS}}\rangle \approx \prod_z (\hat{c}_z^{\text{Low}})^\dagger |0\rangle \quad (4)$$

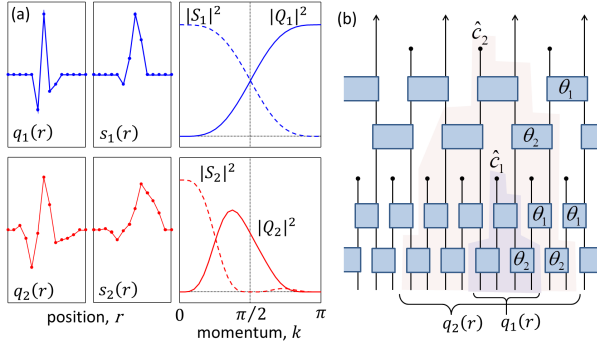


FIG. 1. (a) Plots of D4 Daubechies wavelets $q_z(r)$ and scaling functions $s_z(r)$ for scales $z = 1, 2$, together with their Fourier spectra $Q_z(k)$ and $S_z(k)$. (b) The quantum circuit, built from gates $v(\theta)$ of Eq. 10 with angles $\theta_1 = \pi/12$ and $\theta_2 = -\pi/6$, implements the linear map of fermionic modes, see Eq. 12, corresponding to the D4 wavelet transform.

Correspondingly, there will also exist a set of modes $\{\hat{c}_z^{\text{High}}\}$ composed of linear combinations of positive energy states, which are unoccupied in the ground state. The accuracy of the separation into low and high energy states must be increasingly sharp as one looks more closely near the Fermi surface, which suggests we require a WT that targets the Fermi points, $\pm\pi/2$. On the other hand, standard WTs, such as Daubechies wavelets [17, 18], are designed to approximately divide the Fourier components into low (scaling function) and high (wavelet) parts at each scale, see Fig. 1(a), such that they resolve degrees of freedom close to momentum $k = 0$. Thus a direct application of known WTs is not sufficient to approximate the ground state $|\psi_{\text{GS}}\rangle$. However, we will show that it is possible to combine two slightly modified Daubechies WTs to give an excellent separation of negative and positive energies, targeting $k = \pm\pi/2$.

Let us consider the Daubechies D4 wavelets. We denote by $q_z(r)$ the wavelet function at scale z , and $Q_z(k)$ its (discrete) Fourier transform. At the smallest $z = 1$ scale, the D4 wavelet has support on 4 sites, where it has values $q_1 \approx [-0.483, 0.837, -0.224, -0.129]$, while wavelets at larger scales q_z , which are supported on intervals of $r = 2^{z+1} + 2^z - 2$ sites, can be easily obtained from q_1 using the cascade algorithm [21]. At level z the basis includes all translations of q_z by $d = n2^z$ sites (for integer n). The set of all wavelets—every level z , with all appropriate translations, form a complete, orthonormal basis of functions. The Daubechies wavelets are designed as high-pass filters, such that they are orthogonal to smooth functions (or, equivalently, functions that only possess low frequency components). Specifically, the D4

wavelets have two vanishing moments about $k = 0$,

$$Q_z(0) = 0, \quad \left. \frac{\partial Q_z}{\partial k} \right|_{k=0} = 0, \quad (5)$$

for all scales z , see also Fig. 1(a).

We now construct modified wavelets which have the vanishing moments at the Fermi points, $k \pm \pi/2$, rather than $k = 0$. We first we multiply the wavelets by a phase $\omega(r) = \exp(i\pi r)$ and then dilate by a factor of two, but with the in-between sites set to zero(!):

$$\tilde{q}_z^{\text{odd}}(r) = \begin{cases} (-1)^{\left(\frac{r+1}{2}\right)} q_z\left(\frac{r+1}{2}\right), & r \text{ odd} \\ 0, & r \text{ even} \end{cases} \quad (6)$$

Similarly we construct wavelets $\tilde{q}_z^{\text{even}}$ that only have support on the even sublattice. This transformation into odd and even sublattice parts seems more natural if one considers the real linear combinations of the Fermi points $\sin(r\pi/2)$ and $\cos(r\pi/2)$, which are zero on even and odd sublattices, respectively. The key result is that the frequency space representation of these wavelets $\tilde{Q}_z^{\text{odd}}(k)$ now have vanishing moments at $k = \pm\pi/2$,

$$\tilde{Q}_z^{\text{odd}}\left(\pm\frac{\pi}{2}\right) = 0, \quad \left. \frac{\partial \tilde{Q}_z^{\text{odd}}}{\partial k} \right|_{\pm\frac{\pi}{2}} = 0, \quad (7)$$

and similarly for $\tilde{Q}_z^{\text{even}}$.

The modified wavelet functions are localized, in Fourier space, increasingly close to the Fermi points at larger scale z ; however, they are still not sufficient to approximate the ground state $|\psi_{\text{GS}}\rangle$ as they contain a mixture of negative and positive energy components. To separate the energy components, we form coherent low $l_z(r)$ and high $h_z(r)$ wavelet pairs by taking symmetric and anti-symmetric combinations respectively of \tilde{q}_z^{odd} and $\tilde{q}_z^{\text{even}}$,

$$\begin{aligned} l_z(r) &= \tilde{q}_z^{\text{odd}}(r) + \tilde{q}_z^{\text{even}}(r_0 - r) \\ h_z(r) &= \tilde{q}_z^{\text{odd}}(r) - \tilde{q}_z^{\text{even}}(r_0 - r). \end{aligned} \quad (8)$$

The constant r_0 , which determines the spatial alignment of the odd and even wavelets, should be chosen in order to form wavelets with the best separation of energies; here this choice is such that the support of an even wavelet starts three sites before that of an odd wavelet it is paired with (see Ref.[23] Section A for details).

The symmetric and anti-symmetric wavelet pairs $l_z(r)$ and $h_z(r)$, together with their frequency spectra, are plotted in Fig. 2(a) for scales $z = 1, 2$. It can be seen that they separate negative and positive energies nicely, with $l_z(r)$, to very good approximation, only containing frequencies $|k| < \pi/2$ (and vice-versa for $h_z(r)$). Thus, if we use the wavelets $l_z(r)$ and $h_z(r)$ to define a linear mapping of fermionic modes,

$$\begin{aligned} \hat{c}_z^{\text{Low}} &= \sum_r \hat{a}_r l_z(r), \\ \hat{c}_z^{\text{High}} &= \sum_r \hat{a}_r h_z(r), \end{aligned} \quad (9)$$

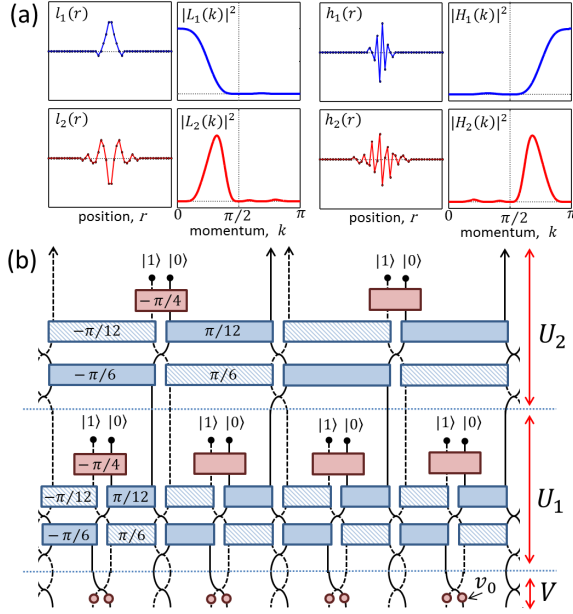


FIG. 2. (a) Plots of low frequency $l_z(r)$ and high frequency $h_z(r)$ wavelets from Eq. 8, together with their Fourier spectra $L_z(k)$ and $H_z(k)$, for scales $z = 1, 2$. (b) Quantum circuit that approximates the free fermion ground state by setting modes corresponding to low frequency l_z wavelets in the occupied $|1\rangle$ state and high frequency h_z wavelets in the unoccupied $|0\rangle$ state. The circuit is built from gates $v(\theta)$ as defined in Eq. 10 with angles θ as indicated, and v_0 represents a phase gate with angle π .

then the ground state $|\psi_{\text{GS}}\rangle$ of the free fermion model H_{ff} can be approximated by occupying the negative energy modes \hat{c}_z^{Low} as per Eq. 4.

Quantum circuit.— Through Eqs. 6, 8 and 9 we have identified a discrete wavelet transform of fermionic modes that can be used to approximate the free fermion ground state. We now describe how this transform of fermionic modes can be realized as a quantum circuit, employing a formalism similar to that of Refs.[24–26], and argue that this circuit corresponds precisely to a MERA.

We restrict to a circuit built from two-site unitary gates v that preserve particle number,

$$v_{r,r+1}(\theta) = \begin{bmatrix} 1 & 0 & 0 & 0 \\ 0 & \cos(\theta) & -\sin(\theta) & 0 \\ 0 & \sin(\theta) & \cos(\theta) & 0 \\ 0 & 0 & 0 & 1 \end{bmatrix} \quad (10)$$

written in the number basis $\{|00\rangle, |01\rangle, |10\rangle, |11\rangle\}$ for some angle $\theta \in [-\pi, \pi]$. It is known that unitary gates $v(\theta)$ map fermionic modes *linearly*, such that, under action of $v(\theta)$, a pair of fermionic modes \hat{a}_r and \hat{a}_{r+1} is mapped to a new set of modes \hat{d}_r and \hat{d}_{r+1} ,

$$\begin{bmatrix} \hat{d}_r \\ \hat{d}_{r+1} \end{bmatrix} \equiv \begin{bmatrix} \cos(\theta) & \sin(\theta) \\ -\sin(\theta) & \cos(\theta) \end{bmatrix} \begin{bmatrix} \hat{a}_r \\ \hat{a}_{r+1} \end{bmatrix}. \quad (11)$$

Any unitary linear map on M fermionic modes can be decomposed as a product of such two-site maps, hence can also be expressed as a quantum circuit built from the unitary gates $v(\theta)$ of Eq. 10. It follows that an orthogonal wavelet transform [28],

$$\hat{c}_z = \sum_r \hat{a}_r q_z(r), \quad (12)$$

where $q_z(r)$ are the wavelet coefficients at scale z , can also be expressed as a unitary circuit built from gates $v(\theta)$. Fig. 1(b) shows the circuit diagram for the D4 wavelets, which is built from two distinct unitary gates: $\{v(\pi/12), v(-\pi/6)\}$. The structure of this circuit follows from the fast wavelet transform algorithm [29], which implements the WT on 2^M sites through M recursive applications of a filter bank, and thus allows the circuit to be organized into M layers. The filter bank corresponding to a WT of $2N$ coefficients can be further decomposed into a depth N circuit of gates $\{v(\theta_1), v(\theta_2), \dots, v(\theta_N)\}$, where the angles θ_i are fixed from the WT under consideration, see Refs.[26, 27] for additional details. Notice that the circuit of Fig. 1(b) corresponding to the D4 wavelet is precisely a scale-invariant MERA. In a higher order WT, such as the D2N Daubechies wavelets with $N > 2$, the circuit would have N levels of unitary gates $v(\theta_i)$ in each layer and thus no longer correspond to a standard MERA; however under appropriate grouping of gates, see Ref.[23] Section B, one could reinterpret this as a MERA of larger bond dimension.

Two copies of the circuit representation of the D4 wavelets can then be combined to construct the modified wavelet transform of Eqs. 8 and 9 that approximates the free fermion ground state, as depicted in Fig. 2(b). Here one copy of the circuit for the D4 WT is implemented on the odd sublattice, and is overlaid with a second circuit (spatially mirrored with respect to the first) on the even sublattice. Note that the spatial mirroring is equivalent to negating the sign of the unitary angles, such that the second circuit is comprised of gates $\{v(-\pi/12), v(\pi/6)\}$. These two circuits are then coupled by $v(-\pi/4)$ gates, which generate the symmetric/antisymmetric wavelets described in Eq. 8.

The combined circuit depicted in Fig. 2(b) consists of an identical sequence of scale-invariant layers, labeled $\{U_1, U_2, \dots\}$, but also includes an initial ‘transitional’ layer V at the bottom. The transitional layer serves two purposes, (i) firstly it includes local unitary operators $v_0 = \hat{a}^\dagger \hat{a} - \hat{a} \hat{a}^\dagger$ that implement the phase change described in Eq. 6, and (ii) secondly, it includes an extra set of swap gates required to give the proper wavelet alignment r_0 in Eq. 8. Under appropriate grouping of tensors, the circuit of Fig. 2(b) can be mapped to a binary MERA of bond dimension $\chi = 4$. This MERA can then be split into two copies of the $\chi = 2$ MERA from Eq. 1 for the ground state of the quantum critical Ising

	Exact	MERA $\chi = 2$	MERA $\chi = 8$
Energy	-1.27323...	-1.24212 (2.4% err.)	-1.26774 (0.4% err.)
c	0.5	0.4957	0.5041
$\Delta_{\mathbb{I}}$	0	0	0
Δ_{σ}	0.125	0.1402	0.1233
Δ_{ϵ}	1	1	1
Δ_{μ}	0.125	0.1445	0.1291
Δ_{ψ}	0.5	0.5	0.5
$\Delta_{\bar{\psi}}$	0.5	0.5	0.5
Δ_H	2	2	2
$C_{\epsilon,\sigma,\sigma}$	0.5	0.4584	0.4957
$C_{\epsilon,\mu,\mu}$	-0.5	-0.4201	-0.5060
$C_{\psi,\mu,\sigma}$	$\frac{e^{-i\pi/4}}{\sqrt{2}}$	$\frac{1.1422e^{-i\pi/4}}{\sqrt{2}}$	$\frac{1.0014e^{-i\pi/4}}{\sqrt{2}}$
$C_{\bar{\psi},\mu,\sigma}$	$\frac{e^{i\pi/4}}{\sqrt{2}}$	$\frac{1.1422e^{i\pi/4}}{\sqrt{2}}$	$\frac{1.0014e^{i\pi/4}}{\sqrt{2}}$
$C_{\epsilon,\psi,\bar{\psi}}$	i	1.234 <i>i</i>	1.0243 <i>i</i>
$C_{\epsilon,\bar{\psi},\psi}$	$-i$	-1.234 <i>i</i>	-1.0243 <i>i</i>

TABLE I. Energy density, central charge c , scaling dimensions Δ_i of primary fields (and also of the Hamiltonian Δ_H), OPE coefficients C_{ijk} , of the $\chi = 2, 8$ MERA constructed using wavelets.

model, $H_{\text{Is.}} = \sum_r (-X_r X_{r+1} - Z_r)$, using known decoupling [30] and Jordan-Wigner [31] transformations, see Ref.[23] Section C for details.

Results and discussion.— We now analyze the accuracy of the $\chi = 2$ MERA from Eq. 1, constructed using D4 wavelets, and a $\chi = 8$ MERA, constructed using higher order wavelets (see Ref.[23], Section B), as approximate ground states of the quantum critical Ising model. Note that, as with the $\chi = 2$ MERA, the parameters defining the $\chi = 8$ MERA are exactly specified from a closed-form solution. The ground energy and critical data [13, 14] (including central charge c , scaling dimensions Δ_i and operator product expansion (OPE) coefficients C_{ijk}) are computed using standard MERA techniques [5–7], and the results displayed in Table I.

The wavelet-derived results reproduce the critical data of the Ising CFT, with the $\chi = 8$ MERA providing significantly better accuracy. However, we find it remarkable that the $\chi = 2$ MERA of Eq. 1 does reasonably encode the CFT, despite the simplicity of the tensors it is constructed from. A novel feature of these MERA is that some of the scaling dimensions are reproduced exactly (specifically those corresponding to primary fields $\{\mathbb{I}, \epsilon, \psi, \bar{\psi}\}$, as well as for several of their descendants), which has never been achieved with variationally optimized MERA.

As usual, each layer of the MERA can be understood as implementing a step of entanglement renormalization (ER), which can be used to generate a sequence of in-

creasingly coarse-grained Hamiltonians,

$$H_{\text{Is.}}^{[0]} \rightarrow H_{\text{Is.}}^{[1]} \rightarrow H_{\text{Is.}}^{[2]} \rightarrow H_{\text{Is.}}^{[3]} \rightarrow \dots, \quad (13)$$

where $H_{\text{Is.}}^{[z]}$ is the effective Hamiltonian after z steps; see Ref.[23] Section D for details. Here we find that the wavelet-derived MERA generates a flow to a gapless fixed point $H_{\text{Is.}}^*$ that approximates the thermodynamic limit of the critical Ising model. This is the first known example (analytic *or* numeric) of a critical Hamiltonian that is coarse-grained to a truly gapless fixed point using ER. In previous (variational) implementations of ER, the gapless fixed point is approximated for a finite number of RG steps (which can be increased by using larger χ), before ultimately flowing to a gapped fixed point [32]. This was understood to be an inescapable consequence of finite bond dimension χ ; that truncation errors introduce relevant perturbations that shift the RG flow off criticality. Here we have demonstrated that the (previously observed) inability of ER to fully reproduce a critical RG fixed point stems from a limitation of the optimization strategies used, as opposed to an inherent limitation of the finite- χ MERA. This result may hint towards better strategies for numerical optimization of MERA in general.

The wavelet methodology could be extended to allow analytic construction of MERA (and potentially branching MERA [33]) for free fermions in higher dimensions, and could also be extended to free bosonic MERA [34] which may connect with previous use of wavelets to study bosonic field theories [35]. We expect that the wavelet-MERA relation will lead to other useful results, potentially allowing a better characterization of errors and improved implementations of MERA, and to be useful in the ongoing efforts to understand MERA in the context of AdS/CFT. Going the other way, this relation could also lead to useful advances in the design of wavelet transforms and in wavelet applications [27].

The authors acknowledge support by the Simons Foundation (Many Electron Collaboration). SRW acknowledges funding from the NSF under grant DMR-1505406.

-
- [1] J. I. Cirac and F. Verstraete, J. Phys. A: Math. Theor. 42, 504004 (2009).
 - [2] G. Vidal, Phys. Rev. Lett. 99, 220405 (2007).
 - [3] G. Vidal, Phys. Rev. Lett. 101, 110501 (2008).
 - [4] For a review of the renormalization group see: M.E. Fisher: Renormalization group theory: its basis and formulation in statistical physics. Rev. Mod. Phys. 70, 653 (1998).
 - [5] R.N.C. Pfeifer, G. Evenbly, and G. Vidal, Phys. Rev. A, 79, 040301(R) (2009).
 - [6] G. Evenbly, P. Corboz, and G. Vidal, Phys. Rev. B 82, 132411 (2010).
 - [7] G. Evenbly and G. Vidal: Quantum criticality with the multi-scale entanglement renormalization ansatz.

- Strongly Correlated Systems: Numerical Methods*, edited by A. Avella and F. Mancini (Springer Series in Solid-State Sciences, Vol. 176 2013).
- [8] G. Evenbly and G. Vidal, Phys. Rev. B, 79, 144108 (2009).
 - [9] G. Evenbly and G. Vidal, Phys. Rev. Lett. 102, 180406 (2009).
 - [10] Y.-L. Lo, Y.-D. Hsieh, C.-Y. Hou, P. Chen, and Y.-J. Kao, Phys. Rev. B 90, 235124 (2014).
 - [11] G. Evenbly and G. Vidal, J Stat Phys (2014) 157:931-978.
 - [12] J. C. Bridgeman, A. O'Brien, S. D. Bartlett, A. C. Doherty, Phys. Rev. B 91, 165129 (2015).
 - [13] P. Di Francesco, P. Mathieu, and D. Senechal, *Conformal Field Theory* (Springer, 1997).
 - [14] M. Henkel, *Conformal Invariance and Critical Phenomena* (Springer, 1999).
 - [15] B. Swingle, Phys. Rev. D 86, 065007 (2012). H. Matsueda, M. Ishihara and Y. Hashizume, Phys. Rev. D 87, 066002 (2013). T. Hartman and J. Maldacena, JHEP 05(2013) 014. A. Mollabashi, M. Nozaki, S. Ryu, T. Takayanagi, JHEP 03(2014) 098.
 - [16] G. Evenbly, G. Vidal, J Stat Phys (2011) 145:891-918. B. Swingle, arXiv:1209.3304 (2012). X.-L. Qi, arXiv:1309.6282 (2013).
 - [17] I. Daubechies, Orthonormal bases of compactly supported wavelets, Comm. Pure Appl. Math. 41 (1988) 909-996.
 - [18] I. Daubechies, Ten Lectures on Wavelets, in: CBMS Conf. Series in Appl. Math., Vol. 61, SIAM, Philadelphia, 1992.
 - [19] A. Cohen, I. Daubechies, J. C. Feauveau, Biorthogonal bases of compactly supported wavelets, Comm. Pure Appl. Math., 1992, 45, 485-500.
 - [20] I. Daubechies, Orthonormal bases of compactly supported wavelets II Variations on a theme, SIAM J. Math. Anal., 1993, 24, 499-519.
 - [21] C.S. Burrus, R.A. Gopinath, H. Guo, Introduction to Wavelets and Wavelet Transforms: A Primer, Prentice-Hall, 1988, ISBN 0-13-489600-9.
 - [22] For an overview of the early connections between wavelets and RG, see Battle, G., "Wavelets: A renormalization group point of view", in *Wavelets and Their Applications*, M. B. Ruskai, ed. (Bartlett and Jones, 1992); and Battle, G., *Wavelets and Renormalization*, World Scientific, (1999).
 - [23] See Supplemental Material for further details on (A) achieving wavelets that separate positive and negative energies, (B) construction of higher order wavelet solutions, (C) mapping solutions to the quantum critical Ising model, and (D) the RG flow of the Hamiltonian.
 - [24] G. Evenbly and G. Vidal, Phys. Rev. B, 81, 235102 (2010).
 - [25] A. J. Ferris, Phys. Rev. Lett. 113, 010401 (2014).
 - [26] M. T. Fishman, S. R. White, Phys. Rev. B 92, 075132 (2015).
 - [27] G. Evenbly, T. Baker, S. R. White, Representation and design of wavelets using unitary circuits, *in preparation*.
 - [28] We are assuming the orthogonal wavelets are normalized to unity (under scalar product with themselves) such that they form a unitary change of basis.
 - [29] G. Beylkin, R. Coifman, V. Rokhlin, Comm. Pure Appl. Math., 44 (1991) pp. 141-183.
 - [30] G. Evenbly and G. Vidal, Phys. Rev. Lett. 112, 220502 (2014).
 - [31] J. I. Latorre, E. Rico, and G. Vidal, Quant. Inf. Comput. 4 (2004), 48-92.
 - [32] The accuracy with which MERA approximates a scale-invariant RG flow is studied (in the related context of tensor network renormalization) in Section A of the supplementary material of: G. Evenbly and G. Vidal, Phys. Rev. Lett. 115, 180405 (2015).
 - [33] G. Evenbly and G. Vidal, Phys. Rev. Lett. 112, 240502 (2014).
 - [34] G. Evenbly and G. Vidal, New J. Phys., 12, 025007 (2010).
 - [35] G. K. Brennen, P. Rohde, B. C. Sanders, S. Singh Phys. Rev. A 92, 032315 (2015).

Supplemental Material: Entanglement renormalization and wavelets

Section A: Forming coherent low/high energy wavelets.— In this section we discuss in more detail a key step in the wavelet construction for the ground state of free fermions: the formation low/high energy wavelets by taking symmetric/antisymmetric pairs of Daubechies wavelets.

Given modified D4 Daubechies wavelets supported on the odd \tilde{q}_z^{odd} and even $\tilde{q}_z^{\text{even}}$ sublattices, see Eq. 6, we form symmetric l_z and anti-symmetric h_z wavelets as,

$$\begin{aligned} l_z(r) &= \tilde{q}_z^{\text{odd}}(r) + \tilde{q}_z^{\text{even}}(r_0 - r) \\ h_z(r) &= \tilde{q}_z^{\text{odd}}(r) - \tilde{q}_z^{\text{even}}(r_0 - r), \end{aligned} \quad (\text{A.1})$$

see also Eq. 8. Here r_0 is a discrete parameter that adjusts the spatial alignment of the paired wavelets. In practice r_0 should be chosen such that symmetric l_z and anti-symmetric h_z wavelets have the best separation of energy, i.e. such that l_z only has low frequency components and h_z only has high frequency components. In Fig. A.1 the wavelets l_z and h_z at scale $z = 0$ (together with their corresponding Fourier spectra L_z and H_z) are shown for three different alignments r_0 . In all cases the Fourier spectra L_z and H_z vanish at $k = \pm\pi/2$, in accordance with Eq. 7. However, it is only for the proper alignment, see Fig. A.1(c,d), that the wavelets l_z and h_z form a coherent low/high energy pair to good approximation.

More generally, the best alignment r_0 depends on particular the wavelets q_z in use. In the circuit representation of the wavelet transform, see Fig. 2(b), different alignments can be achieved through the addition of swap gates in the transitional layer V of the circuit.

Section B: Higher order wavelet approximations.— Here we describe a systematic approach for constructing MERA that better approximate the ground state of free spinless fermions (and the quantum critical Ising model), based on higher order wavelets. By design, the D4 Daubechies wavelets have two vanishing moments,

$$Q_z(0) = 0, \quad \left. \frac{\partial Q_z}{\partial k} \right|_{k=0} = 0, \quad (\text{B.1})$$

while, more generally, higher order D2N Daubechies wavelets have N vanishing moments. The D4 wavelet solution of the free fermion model, considered in the main text, can be easily extended to higher order D2N wavelets by employing the same method of coupling two copies of the modified wavelet transform, as described in Eq. 8). In terms of the circuit representation of the WT, just as the unitary circuit that implements the D4 wavelets had two levels of unitary gates $\{v(\theta_1), v(\theta_2)\}$ in each layer, see Fig. 1(b), a unitary circuit for the

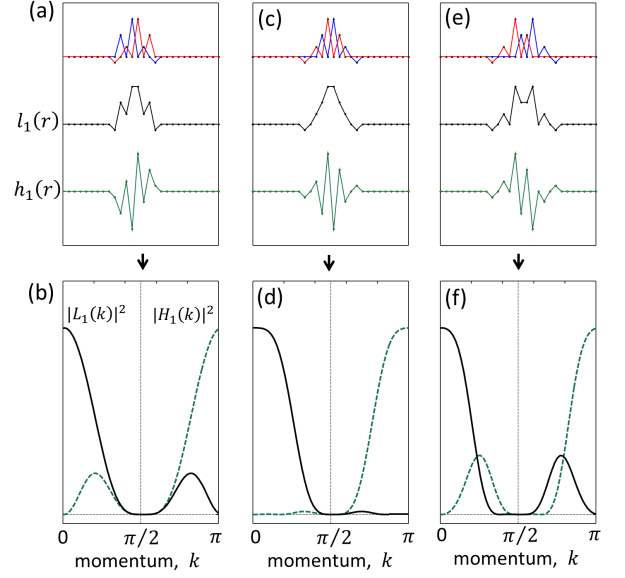


FIG. A.1. (a) Depiction of \tilde{q}_1^{odd} (blue) and $\tilde{q}_1^{\text{even}}$ (red), together with symmetric l_1 and anti-symmetric h_1 combinations for the alignment r_0 depicted, see also Eq. A.1. (b) Fourier spectra L_z and H_z of the wavelets l_z and h_z from (a). The wavelets do not form a coherent low/high energy pair (i.e. L_z still has significant component for $|k| > \pi/2$, and vice-versa for H_z). (c-d) The wavelets at a slightly different alignment now produce (to good approximation) a coherent low/high energy pair. This is the alignment used in the derivation of the ground state wavelet approximation considered in the main text. (e-f) At a different alignment still, the wavelets again fail to form a coherent low/high energy pair.

D2N Daubechies wavelets can be built with N levels unitary gates $\{v(\theta_1), v(\theta_2), v(\theta_3), \dots, v(\theta_N)\}$ in each layer (see Ref.[27] for details). The circuit with more levels of unitary gates in each layer could subsequently be mapped to a MERA of larger bond dimension χ , as discussed later in this section.

In practice we find it desirable to construct custom higher-order wavelets, rather than using standard D2N Daubechies wavelets, as custom wavelets can be designed to allow for better low/high energy separation when later forming symmetric and anti-symmetric wavelet pairs. We now discuss the derivation a custom wavelet filter $q_z(r)$ of length $L = 8$, which corresponds to a circuit with four levels of unitary gates $\{v(\theta_1), v(\theta_2), v(\theta_3), v(\theta_4)\}$ in each layer, see Fig. B.1(a). We find it necessary to fix $\theta_4 = -\pi/2$, such that gate $v(\theta_4)$ becomes a swap gate, in order to later generate wavelets with a good separation of energies. The remaining three angles $\{\theta_1, \theta_2, \theta_3\}$ are chosen such that the wavelets they generate have a third

vanishing moment,

$$\left. \frac{\partial^2 Q_z}{\partial k^2} \right|_{k=0} = 0. \quad (\text{B.2})$$

in addition to the two vanishing moments of Eq. B.1. The set of three equations (Eqs. B.1 and B.2) in three variables $\{\theta_1, \theta_2, \theta_3\}$ can be solved algebraically, with the exact solution given,

$$\begin{aligned} \tan(\theta_1) &= \frac{56 + 14\sqrt{106} - \sqrt{7}(23 + 2\sqrt{106})\sqrt{(4\sqrt{106} - 39)}}{105} \\ \tan(\theta_2) &= \frac{(17\sqrt{7} + 2\sqrt{742})\sqrt{(4\sqrt{106} - 39)}}{105} \\ \tan(\theta_3) &= \frac{-\sqrt{7(4\sqrt{106} - 39)}}{35}, \end{aligned} \quad (\text{B.3})$$

which yields approximate values,

$$\begin{bmatrix} \theta_1 \\ \theta_2 \\ \theta_3 \\ \theta_4 \end{bmatrix} \approx \begin{bmatrix} 0.276143653403021 \\ 0.950326554644286 \\ -0.111215262156182 \\ -\pi/2 \end{bmatrix}. \quad (\text{B.4})$$

It is not obvious that the new circuit with four levels of unitary gates in each layer can be related to a standard binary MERA (which only has two levels of unitary gates in each level). However, in Fig. B.2 we demonstrate that under appropriate grouping of tensors, the circuit with four levels of unitary gates and bond dimension χ can be precisely mapped to a standard binary MERA with larger bond dimension χ^3 . [Following the same approach a circuit with N levels of unitary gates in each layer can be mapped to a standard binary MERA of bond dimension $\chi^{(N-1)}$]. The circuit of Fig. B.1(a) for the free fermion ground state can be mapped to a MERA of bond dimension $\chi = 64$, or, following the decoupling transformation discussed in Section C of the supplementary material, can be mapped to a $\chi = 8$ MERA for the critical Ising model. Table I of the main text compares the accuracy of this $\chi = 8$ MERA for the Ising model, built from higher order wavelets, to the $\chi = 2$ MERA, built from the D4 wavelets. It is seen that the $\chi = 8$ MERA offers significantly improved results in all measured quantities (including both ground energy as well as in the reproduction of critical data for the Ising CFT).

In principle one could achieve an arbitrarily precise approximation to the free fermion ground state by allowing more levels of unitary gates $\{v(\theta_1), v(\theta_2), v(\theta_3), \dots\}$ in each layer of the circuit, and then solving for the angles $\{\theta_1, \theta_2, \theta_3, \dots\}$ in order to maximize the vanishing moments of the wavelets (in addition to requiring that the wavelets can offer a good separation of energies). In practice, however, we have not pursued this direction much for two main reasons. (i) Firstly, beyond four levels of

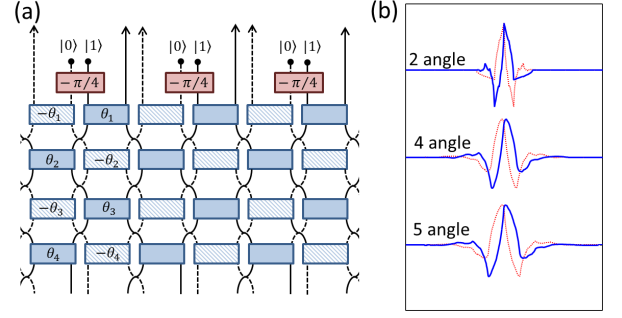


FIG. B.1. (a) One layer of the circuit, which now has four levels of unitary gates, that can encode a higher order wavelet transformation. The full circuit, formed by stacking identical copies of this layer, forms a more accurate representation of the free fermion ground state. (b) Plot of the wavelets, together with reflections they are later paired with to form symmetric/anti-symmetric combinations (dashed), for the 2, 4 and 5 angle (or levels of unitary gates in each layer) wavelet approximations to the free fermion ground state. The 2 angle wavelets are the D4 wavelets, while the higher order wavelets look like smoothed D4 wavelets.

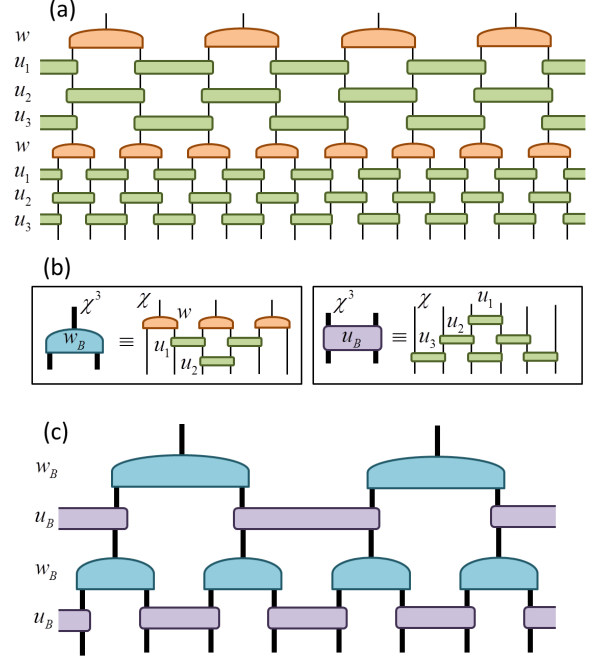


FIG. B.2. (a) A MERA with isometries w and three levels of disentanglers $\{u_1, u_2, u_3\}$ in each layer. (b) Groups of tensors can be contracted together to form isometries w_B and disentanglers u_B of larger bond dimension χ^3 , compared to bond dimension χ of the original tensors. (c) Under the grouping from (b) the MERA with three levels of disentanglers is reduced to a standard binary MERA of larger bond dimension.

unitary gates there are no closed form solutions to the equations for vanishing moments, such that one must re-

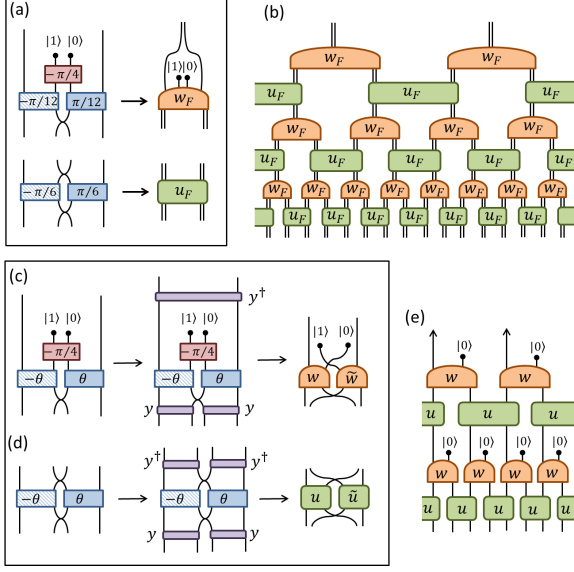


FIG. C.1. (a) Groups of unitary gates from the circuit in Fig. 2(b) can be combined to form isometries w_F and disentanglers u_F of bond dimension $\chi = 4$ (represented by a double index). (b) The isometries w_F and disentanglers u_F form a $\chi = 4$ binary MERA for the ground state of the free fermion system in Eq. C.1. (c) A unitary transformation y is made on w_F from (a), where y is specified as a linear mapping Y of Majorana modes in Eqs. C.4 and C.5, to decouple into a pair of tensors w and \tilde{w} . (d) A unitary transformation y is made on u_F from (a) to decouple into a pair of tensors u and \tilde{u} . (e) Tensors w and u form a $\chi = 2$ scale-invariant binary MERA for the quantum critical Ising model.

sort to numerical optimization to find the appropriate angles $\{\theta_1, \theta_2, \theta_3, \dots\}$. (ii) Secondly, the solutions beyond four levels of unitary gates correspond to MERA of large bond dimension, which are not computationally feasible to contract. This being said, we have experimented in optimizing a five angle solution, corresponding to a $\chi = 16$ MERA for the quantum critical Ising model,

$$\begin{bmatrix} \theta_1 \\ \theta_2 \\ \theta_3 \\ \theta_4 \\ \theta_5 \end{bmatrix} = \begin{bmatrix} 0.133662134988773 \\ -1.311424155804674 \\ -0.099557657512352 \\ 0.717592959416643 \\ 0.157462489552395 \end{bmatrix}, \quad (\text{B.5})$$

where the angles were chosen to produce wavelets with good separation of energies in addition to possessing two vanishing moments. The MERA built from these gates reproduced a ground energy (per site) of $E = -1.272968$ for the critical Ising model, which equates to a relative error of 0.02%.

Section C: Mapping from free spinless fermions to the quantum Ising model.— The circuit of Fig. 2(b) from the main text gives an approximation to the

ground state of free spinless fermions,

$$H_{\text{ff}} = - \sum_r \left(\hat{a}_{r+1}^\dagger \hat{a}_r + \hat{a}_r^\dagger \hat{a}_{r+1} \right), \quad (\text{C.1})$$

and can be mapped to a binary MERA of bond dimension $\chi = 4$ under an appropriate grouping of tensors, see Fig. C.1(a-b). In this section we discuss how the free (spinless) fermion Hamiltonian H_{ff} can be decoupled into two copies of free Majorana fermions, each of which can then be mapped to the quantum critical Ising model $H_{\text{Is.}}$, see Refs.[30, 31] for additional details. Furthermore, we also describe how to implement equivalent transformations on the ground state MERA of H_{ff} in order to decouple into two copies of the ground state MERA for the critical Ising model $H_{\text{Is.}}$.

For every spinless fermion \hat{a}_r we define a pair of Majorana operators \tilde{d}_{2r-1} and \tilde{d}_{2r} ,

$$\hat{a}_r = \frac{\tilde{d}_{2r-1} + i\tilde{d}_{2r}}{2}, \quad (\text{C.2})$$

and then express Hamiltonian H_{ff} in these Majorana operators,

$$H_{\text{ff}} = \sum_r i \left(\tilde{d}_{2r-1} \tilde{d}_{2r+2} - \tilde{d}_{2r} \tilde{d}_{2r+1} \right). \quad (\text{C.3})$$

The Majorana representation of H_{ff} can then be decoupled by unitarily transforming blocks of four Majorana modes,

$$\tilde{d}'_{2r-1+k} = \sum_{p=1,2,3,4} Y_{kp} \tilde{d}_{2r-1+p}, \quad (\text{C.4})$$

where matrix Y is defined,

$$Y = \begin{bmatrix} 0 & 1 & 0 & 0 \\ 0 & 0 & 1 & 0 \\ 1 & 0 & 0 & 0 \\ 0 & 0 & 0 & 1 \end{bmatrix}. \quad (\text{C.5})$$

The transformed Hamiltonian H'_{ff} , written in terms of Majorana modes \tilde{d}'_{2r} , has been decoupled into two copies of free Majorana fermions, $\tilde{H}_{\text{ff}} = H_A + H_B$, with

$$H_A = \sum_{r \text{ odd}} i \left(\tilde{d}'_{2r} \tilde{d}'_{2r+3} - \tilde{d}'_{2r-1} \tilde{d}'_{2r} \right), \quad (\text{C.6})$$

supported on the r odd sublattice, and H_B defined identically but supported on the r even sublattice (see Ref.[30] for additional details). Each of the Hamiltonians H_A and H_B can then be mapped to a copy of the quantum critical Ising model $H_{\text{Is.}}$ via the Jordan-Wigner transformation [31].

The decoupling transformation can similarly be implemented on the quantum circuit, see Fig. 2(b), that

approximated the ground state of H_{ff} . The collection of gates considered in Fig. C.1(c), which could be contracted to form an isometry w_F of the free fermion MERA as depicted in Fig. C.1(a), can be represented as a linear map on four spinless fermion modes \hat{a} ,

$$\hat{a}'_r = \sum_{p=1,2,3,4} [W_F(\theta)]_{rp} \hat{a}_p, \quad (\text{C.7})$$

where matrix $W_F(\theta)$ is defined,

$$W_F(\theta) = \frac{1}{\sqrt{2}} \begin{bmatrix} \sqrt{2}c_\theta & s_\theta & -s_\theta & 0 \\ 0 & c_\theta & c_\theta & \sqrt{2}s_\theta \\ \sqrt{2}s_\theta & -c_\theta & c_\theta & 0 \\ 0 & -s_\theta & -s_\theta & \sqrt{2}c_\theta \end{bmatrix}, \quad (\text{C.8})$$

with c_θ and s_θ short for $\cos(\theta)$ and $\sin(\theta)$ respectively. Similarly, the collection of gates considered in Fig. C.1(d), which can be contracted to form a disentangler u_F of the free fermion MERA as shown in Fig. C.1(a), is also a linear map on four fermionic modes \hat{a} , here defined by the matrix,

$$U_F(\theta) = \begin{bmatrix} c_\theta & 0 & -s_\theta & 0 \\ 0 & c_\theta & 0 & s_\theta \\ s_\theta & 0 & c_\theta & 0 \\ 0 & -s_\theta & 0 & c_\theta \end{bmatrix}. \quad (\text{C.9})$$

Each of these linear maps, defined by $W_F(\theta)$ and $U_F(\theta)$, can be decoupled into a pairs of separate maps by first (i) re-writing the maps in terms of Majorana modes, then (ii) applying the decoupling transformation Y , described by Eqs. C.4 and C.5, as depicted in Fig. C.1(c,d). The result is that $W_F(\theta)$, which was a map for four spinless fermion modes (or eight Majorana modes), is decoupled into a pair of maps $W_M(\theta)$ each acting on four Majorana modes,

$$\tilde{d}'_{2r-1+k} = \sum_{p=1,2,3,4} [W_M(\theta)]_{rp} \tilde{d}_{2r-1+p}, \quad (\text{C.10})$$

where matrix $W_M(\theta)$ is defined,

$$W_M(\theta) = \begin{bmatrix} c_\theta & 0 & -s_\theta & 0 \\ 0 & s_\theta & 0 & -c_\theta \\ s_\theta & 0 & c_\theta & 0 \\ 0 & c_\theta & 0 & s_\theta \end{bmatrix}. \quad (\text{C.11})$$

Likewise, $U_F(\theta)$ is decoupled into a pair of maps $U_M(\theta)$, each acting on four Majorana modes,

$$U_M(\theta) = \begin{bmatrix} c_\theta & 0 & -s_\theta & 0 \\ 0 & c_\theta & 0 & s_\theta \\ s_\theta & 0 & c_\theta & 0 \\ 0 & -s_\theta & 0 & c_\theta \end{bmatrix}. \quad (\text{C.12})$$

The linear maps $W_M(\theta)$ and $U_M(\theta)$ for Majorana modes can be re-written, via the Jordan-Wigner transform, as unitaries $w(\theta)$ and $u(\theta)$ acting on two spin-1/2 sites (since four Majorana modes equals two spins). This yields,

$$w(\theta) = \begin{bmatrix} c_{(\theta-\pi/4)} & 0 & 0 & s_{(\theta-\pi/4)} \\ 0 & c_{(\pi/4)} & -s_{(\pi/4)} & 0 \\ 0 & s_{(\pi/4)} & c_{(\pi/4)} & 0 \\ -s_{(\theta-\pi/4)} & 0 & 0 & c_{(\theta-\pi/4)} \end{bmatrix}, \quad (\text{C.13})$$

$$u(\theta) = \begin{bmatrix} c_\theta & 0 & 0 & s_\theta \\ 0 & 1 & 0 & 0 \\ 0 & 0 & 1 & 0 \\ -s_\theta & 0 & 0 & c_\theta \end{bmatrix}, \quad (\text{C.14})$$

when written in the basis of Pauli Z eigenstates, $\{|\uparrow\uparrow\rangle, |\downarrow\uparrow\rangle, |\uparrow\downarrow\rangle, |\downarrow\downarrow\rangle\}$. These tensors can alternatively be expressed as sums of tensor products of Pauli matrices,

$$\begin{aligned} w(\theta) &= \frac{\sqrt{2}c_{(\theta-\pi/4)} + 1}{2\sqrt{2}} II + \frac{\sqrt{2}c_{(\theta-\pi/4)} - 1}{2\sqrt{2}} ZZ + \\ &\quad i \frac{1 - \sqrt{2}s_{(\theta-\pi/4)}}{2\sqrt{2}} XY - i \frac{1 + \sqrt{2}s_{(\theta-\pi/4)}}{2\sqrt{2}} YX \\ u(\theta) &= \frac{c_\theta + 1}{2} II + \frac{c_\theta - 1}{2} ZZ - \frac{is_\theta}{2} XY - \frac{is_\theta}{2} YX, \end{aligned} \quad (\text{C.15})$$

where ZZ is short for $Z \otimes Z$ etc. The $\chi = 2$ MERA of Eq. 1 in the main text corresponds to setting isometries $w(\theta_1)$ and disentanglers $u(\theta_2)$ with angles $[\theta_1, \theta_2] = [\pi/12, -\pi/6]$ associated to the D4 Daubechies wavelets. Similarly, the $\chi = 8$ MERA considered in Table I of the main text, corresponds to constructing unitary gates $\{w(\theta_1), u(\theta_2), u(\theta_3), u(\theta_4)\}$, with angles θ as specified in Eq. B.4, and then grouping sets of tensors to form a MERA of bond dimension $\chi = 8$ as described in Fig. B.2.

The tensors derived in Eq. C.15 represent the scale-invariant part of a MERA that approximates the ground state of the quantum critical Ising model. However, one also needs to consider the transitional layer, i.e V of Fig. 2(b), in order to build the full ground-state MERA. When transformed into spin degrees of freedom the transition layer V becomes a product of commuting gates $v_{r,r+1}$,

$$V = \prod_r v_{r,r+1}, \quad (\text{C.16})$$

which are defined,

$$v_{r,r+1} = \frac{1}{\sqrt{2}} (-I_r I_{r+1} + i X_r X_{r+1}). \quad (\text{C.17})$$

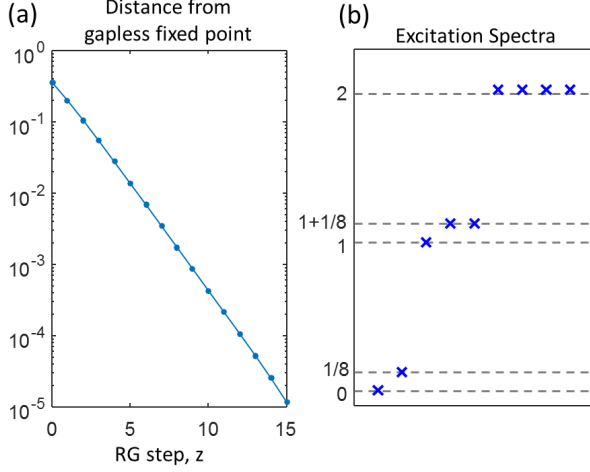


FIG. D.1. (a) Distance of the Hamiltonian coupling $h^{[z]}$ at scale z from the fixed point coupling h^* , see Eq. D.6. (b) The excitation spectrum (above the ground state) of the fixed point Hamiltonian $\tilde{H}_{\text{Is.}}^*$, which is seen to closely approximate the excitation spectrum of the quantum critical Ising model in the thermodynamic limit.

Together, the transition layer of tensors V in addition the scale-invariant MERA built from gates $w(\theta)$ and $u(\theta)$ constitute the approximation to the ground state of the Ising model,

$$H_{\text{Is.}} = \sum_r (-Z_r - X_r X_{r+1}). \quad (\text{C.18})$$

Alternatively, we can transform the Ising model, $\tilde{H}_{\text{Is.}} \equiv V^\dagger H_{\text{Is.}} V$, where the transformed Hamiltonian $\tilde{H}_{\text{Is.}}$ is given as,

$$\tilde{H}_{\text{Is.}} = \sum_r (X_r Z_{r+1} X_{r+2} - X_r X_{r+1}), \quad (\text{C.19})$$

such that the ground state of $\tilde{H}_{\text{Is.}}$ can be approximated as a fully scale-invariant MERA (i.e. with no transitional layers).

Section D: RG flow of the Hamiltonian.— In this section we discuss in more detail the RG flow of the critical Ising Hamiltonian generated from the wavelet based MERA. For simplicity we focus on the $\chi = 2$ MERA of Eq. 1, although similar results also follow for the $\chi = 8$ MERA discussed in Section B.

Let $\tilde{H}_{\text{Is.}}^{[0]} = \sum_r h_{(r,r+1,r+2)}^{[0]}$ be the critical Ising Hamiltonian after transformation by the transitional layer of the MERA, with three body coupling defined,

$$h_{(r,r+1,r+2)}^{[0]} \equiv \sum_r (X_r Z_{r+1} X_{r+2} - X_r X_{r+1}), \quad (\text{D.1})$$

see also Eq. C.19 in section C. We normalize $\tilde{H}_{\text{Is.}}^{[0]}$ by adding an appropriate contribution of the identity such

that

$$\langle \psi | \tilde{H}_{\text{Is.}}^{[0]} | \psi \rangle = 0, \quad (\text{D.2})$$

with $|\psi\rangle$ the scale-invariant part of the MERA (i.e. the scale-invariant MERA defined by the isometries w and disentanglers u of Eq. 1 without any transitional layers). Each layer of the scale-invariant MERA can be regarded as a step of coarse-graining with entanglement renormalization, which can be applied to generate a sequence of coarser Hamiltonians,

$$\tilde{H}_{\text{Is.}}^{[0]} \rightarrow \tilde{H}_{\text{Is.}}^{[1]} \rightarrow \tilde{H}_{\text{Is.}}^{[2]} \rightarrow \tilde{H}_{\text{Is.}}^{[3]} \rightarrow \dots \quad (\text{D.3})$$

Here the Hamiltonian at scale z is of the form $\tilde{H}_{\text{Is.}}^{[z]} = \sum_r h_{(r,r+1,r+2)}^{[z]}$, where the local couplings $h^{[z]}$ are defined recursively,

$$h^{[z+1]} = 4\bar{\mathcal{S}}(h^{[z]}), \quad (\text{D.4})$$

with $\bar{\mathcal{S}}$ the average scaling superoperator associated to the scale-invariant MERA [7]. Note that the factor of 4 in Eq. D.4 allows the couplings $h^{[z]}$ to have a consistent norm over different scales by offsetting the scaling dimension, $\Delta = 2$, of the Hamiltonian. The fixed point Hamiltonian $\tilde{H}_{\text{Is.}}^* = \sum_r h_{(r,r+1,r+2)}^*$ is defined in terms of coupling

$$h^* \equiv \lim_{z \rightarrow \infty} (h^{[z]}), \quad (\text{D.5})$$

which can be evaluated directly by decomposing $h^{[0]}$ in the basis of eigenoperators of $\bar{\mathcal{S}}$ and then discarding components corresponding to sub-leading eigenvalues. Here it is found that $h^{[0]}$ has strictly zero component for all scaling operators of smaller scaling dimension than that of the Hamiltonian (i.e. that it contains no RG relevant terms that would shift the flow from criticality).

Let us define the distance D from the fixed point as,

$$D(z) \equiv \|h^{[z]} - h^{[*]}\| / \|h^{[*]}\|. \quad (\text{D.6})$$

Fig. D.1(a), which displays D as a function of RG step, shows that the Hamiltonian flows smoothly to the fixed point Hamiltonian $\tilde{H}_{\text{Is.}}^*$ under coarse-graining. The excitation spectra of $\tilde{H}_{\text{Is.}}^*$, when diagonalized on a lattice of 10 sites and scaled such that the smallest excitation has value $1/8$, is plotted in Fig. D.1(b). Here it is seen that $\tilde{H}_{\text{Is.}}^*$ possesses, to good approximation, the correct excitation spectrum of the quantum critical Ising model in the thermodynamic limit [13, 14]. These results demonstrate that, under coarse-graining with the wavelet based MERA, the Hamiltonian of the quantum critical Ising model flows to a gapless fixed point that captures the correct low energy behavior of the Ising model. That the wavelet based MERA generates a flow to a gapless fixed point follows from the restriction that the wavelets precisely vanish at the Fermi points, see Eq. 7, which prevents the introduction of RG relevant terms into the effective Hamiltonians.