

## FIRST EVIDENCE OF RUNNING COSMIC VACUUM: CHALLENGING THE CONCORDANCE MODEL

JOAN SOLÀ<sup>1</sup>, ADRIÀ GÓMEZ-VALENT<sup>1</sup>, JAVIER DE CRUZ PÉREZ<sup>1</sup>*Draft version December 5, 2018*

## ABSTRACT

Despite the fact that a rigid  $\Lambda$ -term is a fundamental building block of the concordance  $\Lambda$ CDM model, we show that a large class of cosmological scenarios with dynamical vacuum energy density  $\rho_\Lambda$  and/or gravitational coupling  $G$ , together with a possible non-conservation of matter, are capable of seriously challenging the traditional phenomenological success of the  $\Lambda$ CDM. In this paper, we discuss these “running vacuum models” (RVM’s), in which  $\rho_\Lambda = \rho_\Lambda(H)$  consists of a nonvanishing constant term and a series of powers of the Hubble rate. Such generic structure is potentially linked to the quantum field theoretical description of the expanding Universe. By performing an overall fit to the cosmological observables SNIa+BAO+ $H(z)$ +LSS+BBN+CMB (in which the WMAP9, Planck 2013 and Planck 2015 data are taken into account), we find that the class of RVM’s appears significantly more favored than the  $\Lambda$ CDM, namely at an unprecedented level of  $\gtrsim 4.2\sigma$ . Furthermore, the Akaike and Bayesian information criteria confirm that the dynamical RVM’s are strongly preferred as compared to the conventional rigid  $\Lambda$ -picture of the cosmic evolution.

*Subject headings:* dark energy—dark matter—large-scale structure of universe

## 1. INTRODUCTION

As of about twenty years ago dark energy (DE) has become an observational fact of the first magnitude in physics (Riess et al. 1998; Perlmutter et al. 1999) and the most recent observations do not cease to corroborate its existence as the prime cause for the acceleration of the Universe (Planck XIII 2015; Planck XIV 2015). Next year it will be the centenary of the cosmological constant (CC) term,  $\Lambda$ , in Einstein’s equations. The  $\Lambda$ -term is usually considered the simplest possible explanation for the DE and is an essential ingredient of the so-called concordance or  $\Lambda$ CDM model. On the theoretical side, however, the explanation is not so easy. In quantum field theory (QFT) the large value predicted for  $\Lambda$ , or equivalently for the corresponding vacuum energy density associated to it,  $\rho_\Lambda = \Lambda/(8\pi G)$  ( $G$  being Newton’s gravitational coupling), as compared to the measured one generates the old CC problem, for reviews see (Weinberg 1989; Sahni & Starobinsky 2000; Padmanabhan 2003; Peebles & Ratra 2003; Solà 2013). It is probably one of the most fundamental and unsolved conundrums of theoretical physics. The acclaimed finding of the Higgs boson of the standard model of particle physics at the LHC actually bolsters even more the problem since it adopts a more experimental basis. In fact, the associated electroweak (EW) vacuum energy density reads  $|\rho_{\text{EW}}| \sim M_H^2/G_F$ , where  $M_H \simeq 125$  GeV is the measured Higgs boson mass and  $G_F$  is Fermi’s constant. Thus, in this most realistic situation, the CC problem appears on comparing the two quantities  $\rho_{\text{EW}} \sim 10^9$  GeV<sup>4</sup> to  $\rho_\Lambda \sim 10^{-47}$  GeV<sup>4</sup>, which differ by an appalling amount of 56 orders of magnitude.

With such a state of affairs, cosmologists have felt mo-

tivated to look for many other sources of DE beyond  $\Lambda$ . For example, scalar fields in cosmology,  $\phi$ , have been used since long ago, most conspicuously in the context of Brans-Dicke theories (Brans & Dicke 1961), where  $G \propto 1/\phi(t)$ , and subsequently in general scalar-tensor theories. But soon also played a role as a strategy to endow the vacuum and the CC of some time dependence in a QFT context,  $\Lambda = \Lambda(\phi(t))$ , and in some cases with the purpose to adjust dynamically its value. Some of the old approaches to the CC problem from the scalar field perspective are the works by Endo & Fukui (1977,1982); Fujii (1982); Dolgov (1983); Abbott (1985); Zee (1985); Barr (1987); Ford (1987); Weiss (1987). Among the proposed dynamical mechanisms, let us mention the cosmon model (Peccei, Solà & Wetterich 1987), which was subsequently discussed in detail by Weinberg (1989). In all cases, a more or less obvious form of fine tuning underlies the adjusting mechanisms. For this reason scalar fields were later used mostly to ascribe a possible evolution to the vacuum energy with the hope to explain the cosmic coincidence problem, giving rise to the notion of quintessence and the like, cf. (Peebles & Ratra 1988; Wetterich 1988, 1995; Caldwell, Dave & Steinhardt 1998; Zlatev, Wang & Steinhardt 1999; Amendola 2000), among many other alternatives. See e.g. the reviews by Padmanabhan (2003); Peebles & Ratra (2003); Copeland, Sami & Tsujikawa (2006) and the book by Amendola & Tsujikawa (2015), and references therein. Let us also mention some of the old cosmological models based on attributing a phenomenological direct time-dependence to the the CC term,  $\Lambda = \Lambda(t)$ , without an obvious relation to scalar fields, see e.g. Ozer & Taha (1986,1987); Bertolami (1986); Freese et al. (1987); Carvalho, Lima & Waga (1992); Waga (1993); Lima & Maia (1993); Arcuri & Waga (1994); Arbab (1997). Many other works are available in the literature, the reader can consult the reviews e.g. by Overduin & Cooperstock (1998), Vishwakarma (2001),

sola@fqa.ub.edu  
adriagova@fqa.ub.edu  
decruz@fqa.ub.edu

<sup>1</sup> Departament de Física Quàntica i Astrofísica, and Institute of Cosmos Sciences, Univ. de Barcelona, Av. Diagonal 647, E-08028 Barcelona, Catalonia, Spain

Solà (2013), and references therein.

The old CC problem is a problem of fundamental nature that shows the profound interconnection among different branches of modern physics. Some of the above old works aimed at solving the problem at a time when it was thought that  $\Lambda = 0$ , so it was expected that some symmetry or some dynamical mechanism could help. But the task became much harder when it was realized that the CC value is nonvanishing and actually very small in particle physics units ( $\rho_\Lambda \sim 10^{-47} \text{ GeV}^4$ ).

In this work we will not face the CC problem as such, not even the cosmic coincidence problem. Our main aim is much more modest. Taking into account the current amount and quality of the cosmological data on SNIa+BAO+ $H(z)$ +LSS+BBN+CMB, we wish to put to the test the possibility that the  $\Lambda$ -term and its associated vacuum energy density,  $\rho_\Lambda = \Lambda/(8\pi G)$ , could actually be dynamical (“running”) quantities whose rhythms of variation might be linked to the Universe’s expansion rate,  $H$ . The idea is to check if this possibility helps to improve the description of the overall cosmological data as compared to the rigid assumption  $\Lambda = \text{const.}$  inherent to the concordance  $\Lambda$ CDM model. For the class of models being considered we do not make any direct association of the  $\Lambda$  and  $G$  running with the dynamical evolution of scalar fields. The proposal being investigated here can be motivated in QFT in curved space-time (cf. Solà (2013); Solà & Gómez-Valent (2015) and references therein) and we want to show that it can be currently tested. Although a simple Lagrangian description of these models at the level of standard scalar fields is not available, attempts have been made in the literature (Solà 2008, 2013) and in any case this is of course something that one would eventually hope to find. There is, however, no guarantee that such description is possible in terms of a simple local action (Solà 2008).

Our main aim here is phenomenological. We will argue upon carefully confronting theory and observations that the idea of running vacuum models (RVM’s) can be highly competitive, if not superior, to the traditional  $\Lambda$ CDM framework. The first serious indications of dynamical vacuum energy (at the  $\sim 3\sigma$  c.l.) were reported in Solà, Gómez-Valent & de Cruz Pérez (2015). Earlier comprehensive studies hinted also at this possibility but remained at a lower level of significance, see e.g.

Basilakos, Plionis & Solà (2009); Grande et al. (2011); Gómez-Valent, Solà & Basilakos (2015)<sup>2</sup>. Remarkably, in the present work the reported level of evidence is significantly higher than in any previous work in the literature (to the best of our knowledge). While Occam’s razor says that “Among equally competing models describing the same observations, choose the simplest one”, the point we wish to stress here is that the RVM’s are able to describe the current observations better than the  $\Lambda$ CDM, not just alike. For this reason we wish to make a case for the RVM’s, in the hope that they could shed also some new light on the CC problem, e.g. by motivating further theoretical studies on these models or related ones.

<sup>2</sup> Recent claims that the  $\Lambda$ CDM may not be the best description of our Universe can also be found in e.g. Sahni, Shafieloo & Starobinsky (2014), Ding et al. (2015) and Zheng et al. (2016); see, however, Section 3, point S4).

The plan of the paper is as follows. In section 2 we describe the different types of running vacuum models (RVM’s) that will be considered in this study. In section 3 we fit these models to a large set of cosmological data on distant type Ia supernovae (SNIa), baryonic acoustic oscillations (BAO’s), the known values of the Hubble parameter at different redshift points, the large scale structure (LSS) formation data, the BBN bound on the Hubble rate, and, finally, the CMB distance priors from WMAP and Planck. We include also a fit of the data with the standard  $\Lambda$ CDM parametrization, which serves as a baseline for comparison. In section 4 we present a detailed discussion of our results, and finally in section 5 we deliver our conclusions.

## 2. TWO BASIC TYPES OF RVM’S

In an expanding Universe we may expect that the vacuum energy density and the gravitational coupling are functions of the cosmic time through the Hubble rate, thence  $\rho_\Lambda = \rho_\Lambda(H(t))$  and  $G = G(H(t))$ . Adopting the canonical equation of state  $p_\Lambda = -\rho_\Lambda(H)$  also for the dynamical vacuum, the corresponding field equations in the Friedmann-Lemaître-Robertson-Walker (FLRW) metric in flat space become formally identical to those with strictly constant  $G$  and  $\Lambda$ :

$$3H^2 = 8\pi G(H) (\rho_m + \rho_r + \rho_\Lambda(H)) \quad (1)$$

$$3H^2 + 2\dot{H} = -8\pi G(H) (p_r - \rho_\Lambda(H)). \quad (2)$$

The equations of state for the densities of relativistic ( $\rho_r$ ) and dust matter ( $\rho_m$ ) read  $p_r = (1/3)\rho_r$  and  $p_m = 0$ , respectively. Consider now the characteristic RVM structure of the dynamical vacuum energy:

$$\rho_\Lambda(H; \nu, \alpha) = \frac{3}{8\pi G} \left( c_0 + \nu H^2 + \frac{2}{3} \alpha \dot{H} \right) + \mathcal{O}(H^4), \quad (3)$$

where  $G$  can be constant or a function  $G = G(H; \nu, \alpha)$  depending on the particular model. The above expression is the form that has been suggested in the literature from the quantum corrections of QFT in curved space-time (cf. Solà (2013); Solà & Gómez-Valent (2015) and references therein). The terms with higher powers of the Hubble rate have recently been used to describe inflation, see e.g. Lima, Basilakos & Solà (2013, 2015, 2016) and Solà (2015), but these terms play no role at present and will be hereafter omitted. The coefficients  $\nu$  and  $\alpha$  have been defined dimensionless. They are responsible for the running of  $\rho_\Lambda(H)$  and  $G(H)$ , and so for  $\nu = \alpha = 0$  we recover the  $\Lambda$ CDM, with  $\rho_\Lambda$  and  $G$  constants. The values of  $\nu$  and  $\alpha$  are naturally small in this context since they can be related to the  $\beta$ -functions of the running. An estimate in QFT indicates that they are of order  $10^{-3}$  at most (Solà 2008), but here we will treat them as free parameters of the RVM and hence we shall determine them phenomenologically by fitting the model to observations. As previously indicated, a simple Lagrangian language for these models that is comparable to the scalar field DE description may not be possible, as suggested by attempts involving the anomaly-induced action (Solà 2008, 2013).

Two types of RVM will be considered here: i) type-G models, when matter is conserved and the running of  $\rho_\Lambda(H)$  is compatible with the Bianchi identity at the expense of a (calculable) running of  $G$ ; ii) type-A models,

TABLE 1  
BEST-FIT VALUES FOR  $\Lambda$ CDM, XCDM AND THE VARIOUS RUNNING VACUUM MODELS (RVM's) USING THE PLANCK 2015 RESULTS AND THE FULL DATA SET S1-S7

Model	$h$	$\omega_b = \Omega_b h^2$	$n_s$	$\Omega_m$	$\nu_{eff}$	$\omega$	$\chi^2_{min}/dof$	$\Delta AIC$	$\Delta BIC$
$\Lambda$ CDM	$0.693 \pm 0.003$	$0.02255 \pm 0.00013$	$0.976 \pm 0.003$	$0.294 \pm 0.004$	-	-1	90.44/85	-	-
XCDM	$0.670 \pm 0.007$	$0.02264 \pm 0.00014$	$0.977 \pm 0.004$	$0.312 \pm 0.007$	-	$-0.916 \pm 0.021$	74.91/84	13.23	11.03
A1	$0.670 \pm 0.006$	$0.02237 \pm 0.00014$	$0.967 \pm 0.004$	$0.302 \pm 0.005$	$0.00110 \pm 0.00026$	-1	71.22/84	16.92	14.72
A2	$0.674 \pm 0.005$	$0.02232 \pm 0.00014$	$0.965 \pm 0.004$	$0.303 \pm 0.005$	$0.00150 \pm 0.00035$	-1	70.27/84	17.87	15.67
G1	$0.670 \pm 0.006$	$0.02236 \pm 0.00014$	$0.967 \pm 0.004$	$0.302 \pm 0.005$	$0.00114 \pm 0.00027$	-1	71.19/84	16.95	14.75
G2	$0.670 \pm 0.006$	$0.02234 \pm 0.00014$	$0.966 \pm 0.004$	$0.303 \pm 0.005$	$0.00136 \pm 0.00032$	-1	70.68/84	17.46	15.26

NOTE. — The best-fit values for the  $\Lambda$ CDM, XCDM and the RVM's, including their statistical significance ( $\chi^2$ -test and Akaike and Bayesian information criteria, AIC and BIC, see the text). The large and positive values of  $\Delta AIC$  and  $\Delta BIC$  strongly favor the dynamical DE options (RVM's and XCDM) against the  $\Lambda$ CDM (see text). We use 90 data points in our fit, to wit: 31 points from the JLA sample of SNIa, 11 from BAO, 30 from  $H(z)$ , 13 from linear growth, 1 from BBN, and 4 from CMB (see S1-S7 in the text for references). In the XCDM model the EoS parameter  $\omega$  is left free, whereas for the RVM's and  $\Lambda$ CDM is fixed at -1. The specific RVM fitting parameter is  $\nu_{eff}$ , see Eq. (6) and the text. For G1 and A1 models,  $\nu_{eff} = \nu$ . The remaining parameters are the standard ones ( $h, \omega_b, n_s, \Omega_m$ ). The quoted number of degrees of freedom ( $dof$ ) is equal to the number of data points minus the number of independent fitting parameters (5 for the  $\Lambda$ CDM, 6 for the RVM's and the XCDM). The normalization parameter  $M$  introduced in the SNIa sector of the analysis is also left free in the fit, cf. [Betoule et al. \(2014\)](#), but it is not listed in the table). For the CMB data we have used the marginalized mean values and standard deviation for the parameters of the compressed likelihood for Planck 2015 TT,TE,EE + lowP data from [Huang, Wang & Wang \(2015\)](#), which provide tighter constraints to the CMB distance priors than those presented in [Planck XIV \(2015\)](#).

TABLE 2  
BEST-FIT VALUES FOR THE VARIOUS VACUUM MODELS AND THE XCDM USING THE PLANCK 2015 RESULTS AND REMOVING THE BAO AND LSS DATA FROM WIGGLEZ

Model	$h$	$\omega_b = \Omega_b h^2$	$n_s$	$\Omega_m$	$\nu_{eff}$	$\omega$	$\chi^2_{min}/dof$	$\Delta AIC$	$\Delta BIC$
$\Lambda$ CDM	$0.692 \pm 0.004$	$0.02254 \pm 0.00013$	$0.975 \pm 0.004$	$0.295 \pm 0.004$	-	-1	86.11/79	-	-
XCDM	$0.671 \pm 0.007$	$0.02263 \pm 0.00014$	$0.976 \pm 0.004$	$0.312 \pm 0.007$	-	$-0.920 \pm 0.022$	73.01/78	10.78	8.67
A1	$0.670 \pm 0.007$	$0.02238 \pm 0.00014$	$0.967 \pm 0.004$	$0.302 \pm 0.005$	$0.00110 \pm 0.00028$	-1	69.40/83	14.39	12.27
A2	$0.674 \pm 0.005$	$0.02233 \pm 0.00014$	$0.966 \pm 0.004$	$0.302 \pm 0.005$	$0.00152 \pm 0.00037$	-1	68.38/83	15.41	13.29
G1	$0.671 \pm 0.006$	$0.02237 \pm 0.00014$	$0.967 \pm 0.004$	$0.302 \pm 0.005$	$0.00115 \pm 0.00029$	-1	69.37/84	14.42	12.30
G2	$0.670 \pm 0.006$	$0.02235 \pm 0.00014$	$0.966 \pm 0.004$	$0.302 \pm 0.005$	$0.00138 \pm 0.00034$	-1	68.82/83	14.97	12.85

NOTE. — Same as in Table 1, but excluding from our analysis the BAO and LSS data from WiggleZ, see point S5) in the text.

in contrast, denote those with  $G = \text{const.}$  in which the running of  $\rho_\Lambda$  must be accompanied with a (calculable) anomalous conservation law of matter. Both situations are described by the generalized local conservation equation  $\nabla^\mu (G \tilde{T}_{\mu\nu}) = 0$ , where  $\tilde{T}_{\mu\nu} = T_{\mu\nu} + \rho_\Lambda g_{\mu\nu}$  is the total energy-momentum tensor involving both matter and vacuum energy. In the FLRW metric, and summing over all energy components, we find

$$\frac{d}{dt} [G(\rho_m + \rho_r + \rho_\Lambda)] + 3GH \sum_{i=m,r} (\rho_i + p_i) = 0. \quad (4)$$

If  $G$  and  $\rho_\Lambda$  are both constants, we recover the canonical conservation law  $\dot{\rho}_m + \dot{\rho}_r + 3H\rho_m + 4H\rho_r = 0$  for the combined system of matter and radiation. For type-G models Eq. (4) boils down to  $\dot{G}(\rho_m + \rho_r + \rho_\Lambda) + G\dot{\rho}_\Lambda = 0$  since  $\dot{\rho}_m + 3H\rho_m = 0$  and  $\dot{\rho}_r + 4H\rho_r = 0$  for separated conservation of matter and radiation, as usually assumed. Mixed type of RVM scenarios are possible, but will not be considered here.

We can solve analytically the type-G and type-A models by inserting equation (3) into (1) and (2), or using one of the latter two and the corresponding conservation law (4). It is convenient to perform the integration using the scale factor  $a(t)$  rather than the cosmic time. For type-G models the full expression for the Hubble function normalized to its current value,  $E(a) = H(a)/H_0$ ,

can be found to be

$$E^2(a)|_{\text{type-G}} = 1 + \left( \frac{\Omega_m}{\xi} + \frac{\Omega_r}{\xi'} \right) \times \left[ -1 + a^{-4\xi'} \left( \frac{a\xi' + \xi\Omega_r/\Omega_m}{\xi' + \xi\Omega_r/\Omega_m} \right)^{\frac{\xi'}{1-\alpha}} \right], \quad (5)$$

where  $\Omega_i = \rho_{i0}/\rho_{c0}$  are the current cosmological parameters for matter and radiation, and we have defined

$$\xi = \frac{1-\nu}{1-\alpha} \equiv 1 - \nu_{\text{eff}}, \quad \xi' = \frac{1-\nu}{1-\frac{4}{3}\alpha} \equiv 1 - \nu'_{\text{eff}}. \quad (6)$$

Note that  $E(1) = 1$ , as it should. Moreover, for  $\xi, \xi' \rightarrow 1$  (i.e.  $|\nu, \alpha| \ll 1$ )  $\nu_{\text{eff}} \simeq \nu - \alpha$  and  $\nu'_{\text{eff}} \simeq \nu - (4/3)\alpha$ . In the radiation-dominated epoch, the leading behavior of Eq. (5) is  $\sim \Omega_r a^{-4\xi'}$ , while in the matter-dominated epoch is  $\sim \Omega_m a^{-3\xi}$ . Furthermore, for  $\nu, \alpha \rightarrow 0$ ,  $E^2(a) \rightarrow 1 + \Omega_m (a^{-3} - 1) + \Omega_r (a^{-4} - 1)$ . This is the  $\Lambda$ CDM form, as expected in that limit. Note that the following constraint applies among the parameters:  $c_0 = H_0^2 [\Omega_\Lambda - \nu + \alpha (\Omega_m + \frac{4}{3}\Omega_r)]$ , as the vacuum energy density  $\rho_\Lambda(H)$  must reproduce the current value  $\rho_{\Lambda 0}$  for  $H = H_0$ , using  $\Omega_m + \Omega_r + \Omega_\Lambda = 1$ . The explicit scale factor dependence of the vacuum energy density, i.e.  $\rho_\Lambda = \rho_\Lambda(a)$ , ensues upon inserting (5) into (3). In addition, since the matter is conserved for type-G models, we can use the obtained expression for  $\rho_\Lambda(a)$  to also infer the explicit form for  $G = G(a)$  from (1). We refrain



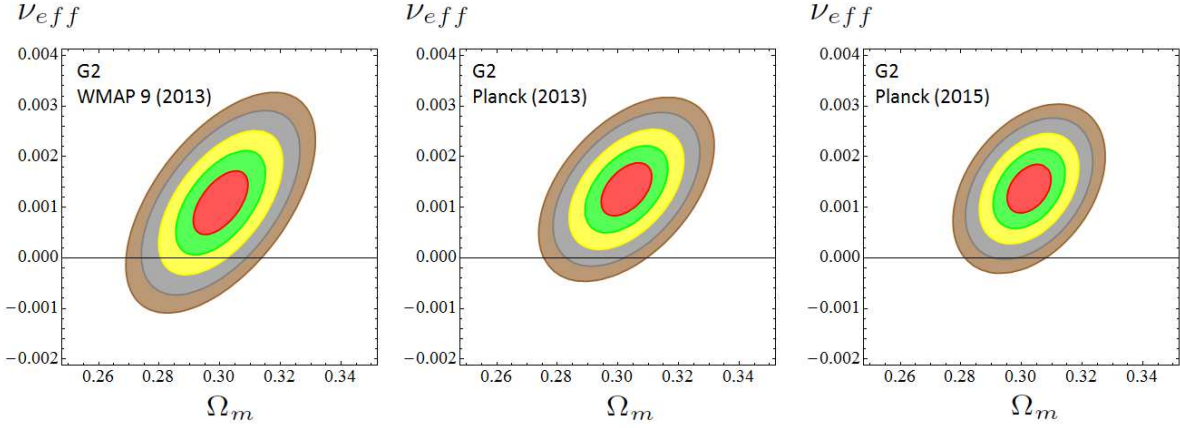


FIG. 1.— Likelihood contours in the  $(\Omega_m, \nu_{\text{eff}})$  plane for the values  $-2 \ln \mathcal{L}/\mathcal{L}_{\text{max}} = 2.30, 6.18, 11.81, 19.33, 27.65$  (corresponding to  $1\sigma, 2\sigma, 3\sigma, 4\sigma$  and  $5\sigma$  c.l.) after marginalizing over the rest of the fitting parameters indicated in Table 1. We display the progression of the contour plots obtained for model G2 using the 90 data points on SNIa+BAO+ $H(z)$ +LSS+BBN+CMB, as we evolve from the high precision CMB data from WMAP9, Planck 2013 and Planck 2015 – see text, point S7). In the sequence, the prediction of the concordance model ( $\nu_{\text{eff}} = 0$ ) appears increasingly more disfavored, at an exclusion c.l. that ranges from  $\sim 2\sigma$  (for WMAP9),  $\sim 3.5\sigma$  (for Planck 2013) and up to  $4\sigma$  (for Planck 2015). Subsequent marginalization over  $\Omega_m$  increases slightly the c.l. and renders the fitting values indicated in Table 1, which reach a statistical significance of  $4.2\sigma$  for all the RVM's. Using numerical integration we can estimate that  $\sim 99.81\%$  of the area of the  $4\sigma$  contour for Planck 2015 satisfies  $\nu_{\text{eff}} > 0$ . We also estimate that  $\sim 95.47\%$  of the  $5\sigma$  region also satisfies  $\nu_{\text{eff}} > 0$ . The corresponding AIC and BIC criteria (cf. Table 1) consistently imply a very strong support to the RVM's against the  $\Lambda$ CDM.

from writing out these cumbersome expressions and we limit ourselves to quote some simplified forms. For instance, the expression for  $\rho_\Lambda(a)$  when we can neglect the radiation contribution is simple enough:

$$\rho_\Lambda(a) = \rho_{c0} a^{-3} \left[ a^{3\xi} + \frac{\Omega_m}{\xi} (1 - \xi - a^{3\xi}) \right], \quad (7)$$

where  $\rho_{c0} = 3H_0^2/8\pi G_0$  is the current critical density and  $G_0 \equiv G(a=1)$  is the current value of the gravitational coupling. Quite obviously for  $\xi = 1$  we recover the  $\Lambda$ CDM form:  $\rho_\Lambda = \rho_{c0}(1 - \Omega_m) = \rho_{c0}\Omega_\Lambda = \text{const.}$  As for the gravitational coupling, it evolves logarithmically with the scale factor and hence changes very slowly<sup>3</sup>. It suffices to say that it behaves as

$$G(a) = G_0 a^{4(1-\xi')} f(a) \simeq G_0 (1 + 4\nu'_{\text{eff}} \ln a) f(a), \quad (8)$$

where  $f(a) = f(a; \Omega_m, \Omega_r; \nu, \alpha)$  is a smooth function of the scale factor. We can dispense with the full expression here, but let us mention that  $f(a)$  tends to one at present irrespective of the values of the various parameters  $\Omega_m, \Omega_r, \nu, \alpha$  involved in it; and  $f(a) \rightarrow 1$  in the remote past ( $a \rightarrow 0$ ) for  $\nu, \alpha \rightarrow 0$  (i.e.  $\xi, \xi' \rightarrow 1$ ). As expected,  $G(a) \rightarrow G_0$  for  $a \rightarrow 1$ , and  $G(a)$  has a logarithmic evolution for  $\nu'_{\text{eff}} \neq 0$ . Notice that the limit  $a \rightarrow 0$  is relevant for the BBN (Big Bang Nucleosynthesis) epoch and therefore  $G(a)$  should not depart too much from  $G_0$  according to the usual bounds on BBN. We shall carefully incorporate this restriction in our analysis of the RVM models, see later on.

Next we quote the solution for type-A models. As indicated, in this case we have an anomalous matter conservation law. Integrating (4) for  $G = \text{const.}$  and using (3) in it one finds  $\rho_t(a) \equiv \rho_m(a) + \rho_r(a) = \rho_{m0} a^{-3\xi} + \rho_{r0} a^{-4\xi'}$ . We have assumed, as usual, that there is no exchange of energy between the relativistic

and non-relativistic components. The standard expressions for matter and radiation energy densities are recovered for  $\xi, \xi' \rightarrow 1$ . The normalized Hubble function for type-A models is simpler than for type-G ones. The full expression including both matter and radiation reads:

$$E^2(a)|_{\text{type-A}} = 1 + \frac{\Omega_m}{\xi} (a^{-3\xi} - 1) + \frac{\Omega_r}{\xi'} (a^{-4\xi'} - 1). \quad (9)$$

From it and the found expression for  $\rho_t(a)$  we can immediately derive the corresponding  $\rho_\Lambda(a)$ :

$$\rho_\Lambda(a) = \rho_{\Lambda0} + \rho_{m0}(\xi^{-1} - 1)(a^{-3\xi} - 1) + \rho_{r0}(\xi'^{-1} - 1)(a^{-4\xi'} - 1). \quad (10)$$

Once more for  $\nu, \alpha \rightarrow 0$  (i.e.  $\xi, \xi' \rightarrow 1$ ) we recover the  $\Lambda$ CDM case, as easily checked. In particular one finds  $\rho_\Lambda \rightarrow \rho_{\Lambda0} = \text{const.}$  in this limit.

### 3. FITTING THE VACUUM MODELS TO THE DATA

In order to better handle the possibilities offered by the type-G and type-A models as to their dependence on the two specific vacuum parameters  $\nu, \alpha$ , we shall refer to model G1 (resp. A1) when we address type-G (resp. type-A) models with  $\alpha = 0$  in Eq. (3). In these cases  $\nu_{\text{eff}} = \nu$ . When, instead,  $\alpha \neq 0$  we shall indicate them by G2 and A2, respectively. This classification scheme is used in Tables 1-2 and 5-7, and in Figs. 1-5. In the tables we are including also the XCDM (cf. Section 4) and the  $\Lambda$ CDM.

To this end, we fit the various models to the wealth of cosmological data compiled from distant type Ia supernovae (SNIa), baryonic acoustic oscillations (BAO's), the known values of the Hubble parameter at different redshift points,  $H(z_i)$ , the large scale structure (LSS) formation data encoded in  $f(z_i)\sigma_8(z_i)$ , the BBN bound on the Hubble rate, and, finally, the CMB distance priors from WMAP and Planck, with the corresponding correlation matrices in all the indicated cases. Specifically, we have used 90 data points (in some cases involving compressed data) from 7 different sources S1-S7, to wit:

- S1) The SNIa data points from the SDSS-II/SNLS3

<sup>3</sup> This is a welcome feature already expected in particular realizations of type-G models in QFT in curved spacetime (Solà 2008, 2013). See also Grande et al. (2011).

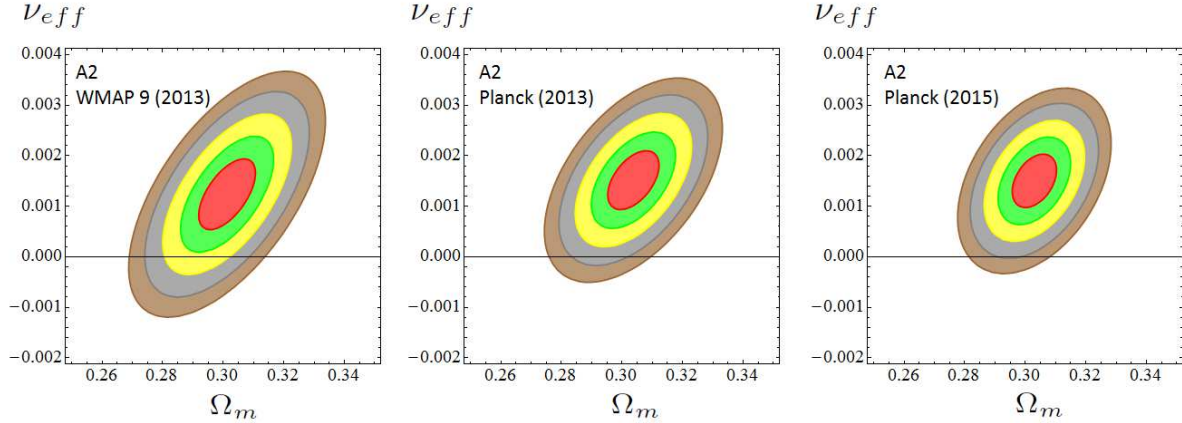


FIG. 2.— As in Fig. 1, but for model A2. Again we see that the contours tend to migrate to the  $\nu_{\text{eff}} > 0$  half plane as we evolve from WMAP9 to Planck 2013 and Planck 2015 data. Using the same method as in Fig. 1, we find that  $\sim 99.82\%$  of the area of the  $4\sigma$  contour for Planck 2015 (and  $\sim 95.49\%$  of the corresponding  $5\sigma$  region) satisfies  $\nu_{\text{eff}} > 0$ . The  $\Lambda$ CDM becomes once more excluded at  $\sim 4\sigma$  c.l.

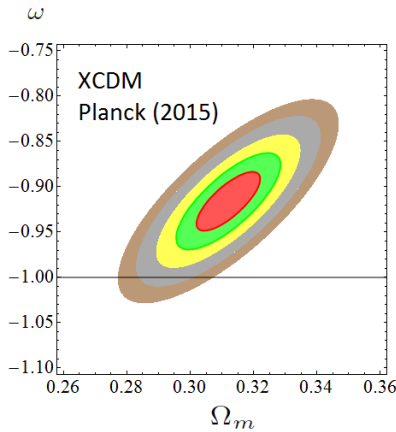


FIG. 3.— As in Fig. 1 and 2, but for model XCDM and using Planck 2015 data. The  $\Lambda$ CDM is excluded at  $\sim 4\sigma$  c.l.

Joint Light-curve Analysis (JLA) (Betoule et al. 2014). We have used the 31 binned distance modulus fitted to the JLA sample and the compressed form of the likelihood with the corresponding covariance matrix.

S2) 5 points on the isotropic BAO estimator  $r_s(z_d)/D_v(z_i)$ :  $z = 0.106$  (Beutler et al. 2011),  $z = 0.15$  (Ross et al. 2015),  $z_i = 0.44, 0.6, 0.73$  (Kazin et al. 2014), with the correlations between the last 3 points.

S3) 6 data points on anisotropic BAO estimators: 4 of them on  $D_A(z_i)/r_s(z_d)$  and  $H(z_i)r_s(z_d)$  at  $z_i = 0.32, 0.57$ , for the LOWZ and CMASS samples, respectively. These data are taken from Gil-Marín et al. (2016), based on the Redshift-Space Distortions (RSD) measurements of the power spectrum combined with the bispectrum, and the BAO post-reconstruction analysis of the power spectrum (cf. Table 5 of that reference), including the correlations among these data encoded in the provided covariance matrices. We also use 2 data points based on  $D_A(z_i)/r_s(z_d)$  and  $D_H(z_i)/r_s(z_d)$  at  $z = 2.34$ , from the combined LyaF analysis Delubac et al. (2015). The correlation coefficient among these 2 points are taken from Aubourg et al. (2015) (cf. Table II of that reference). We also take into account the correlations among the BAO data and the corresponding  $f\sigma_8$  data of Gil-Marín et al. (2016) – see S5) below and Table 4.

S4) 30 data points on  $H(z_i)$  at different redshifts, listed in Table 3. We use only  $H(z_i)$  values obtained by the

TABLE 3  
COMPILATION OF  $H(z)$  DATA POINTS

$z$	$H(z)$	References
0.07	$69.0 \pm 19.6$	Zhang et al. (2014)
0.09	$69.0 \pm 12.0$	Jimenez et al. (2003)
0.12	$68.6 \pm 26.2$	Zhang et al. (2014)
0.17	$83.0 \pm 8.0$	Simon et al. (2005)
0.1791	$75.0 \pm 4.0$	Moresco et al. (2012)
0.1993	$75.0 \pm 5.0$	Moresco et al. (2012)
0.2	$72.9 \pm 29.6$	Zhang et al. (2014)
0.27	$77.0 \pm 14.0$	Simon et al. (2005)
0.28	$88.8 \pm 36.6$	Zhang et al. (2014)
0.3519	$83.0 \pm 14.0$	Moresco et al. (2012)
0.3802	$83.0 \pm 13.5$	Moresco et al. (2016)
0.4	$95.0 \pm 17.0$	Simon et al. (2005)
0.4004	$77.0 \pm 10.2$	Moresco et al. (2016)
0.4247	$87.1 \pm 11.2$	Moresco et al. (2016)
0.4497	$92.8 \pm 12.9$	Moresco et al. (2016)
0.4783	$80.9 \pm 9.0$	Moresco et al. (2016)
0.48	$97.0 \pm 62.0$	Stern et al. (2010)
0.5929	$104.0 \pm 13.0$	Moresco et al. (2012)
0.6797	$92.0 \pm 8.0$	Moresco et al. (2012)
0.7812	$105.0 \pm 12.0$	Moresco et al. (2012)
0.8754	$125.0 \pm 17.0$	Moresco et al. (2012)
0.88	$90.0 \pm 40.0$	Stern et al. (2010)
0.9	$117.0 \pm 23.0$	Simon et al. (2005)
1.037	$154.0 \pm 20.0$	Moresco et al. (2012)
1.3	$168.0 \pm 17.0$	Simon et al. (2005)
1.363	$160.0 \pm 33.6$	Moresco (2015)
1.43	$177.0 \pm 18.0$	Simon et al. (2005)
1.53	$140.0 \pm 14.0$	Simon et al. (2005)
1.75	$202.0 \pm 40.0$	Simon et al. (2005)
1.965	$186.5 \pm 50.4$	Moresco (2015)

NOTE. — Current published values of  $H(z)$  in units [km/s/Mpc] obtained using the differential-age technique (see the quoted references and point S4 in the text).

so-called differential-age techniques applied to passively evolving galaxies. These values are uncorrelated with the BAO data points. See also Farooq & Ratra (2013), Sahni, Shafieloo & Starobinsky (2014), Ding et al. (2015), Zheng et al. (2016) and Chen, Kumar, & Ratra (2016), where the authors make only use of Hubble parameter data in their analyses. We find, however, indispensable to take into account the remaining data sets to derive our conclusions on dynamical vacuum, specially the BAO, LSS and CMB observations. This fact can also be verified quite evidently in Fig. 5, to

TABLE 4  
COMPILATION OF  $f(z)\sigma_8(z)$  DATA POINTS

Survey	$z$	$f(z)\sigma_8(z)$	References
6dFGS	0.067	$0.423 \pm 0.055$	Beutler et al. (2012)
SDSS-DR7	0.10	$0.37 \pm 0.13$	Feix et al. (2015)
GAMA	0.18	$0.29 \pm 0.10$	Simpson et al. (2016)
	0.38	$0.44 \pm 0.06$	Blake et al. (2013)
DR12 BOSS	0.32	$0.427 \pm 0.052$	Gil-Marín et al. (2016)
	0.57	$0.426 \pm 0.023$	
WiggleZ	0.22	$0.42 \pm 0.07$	Blake et al. (2011a)
	0.41	$0.45 \pm 0.04$	
	0.60	$0.43 \pm 0.04$	
	0.78	$0.38 \pm 0.04$	
2MTF	0.02	$0.34 \pm 0.04$	Springob et al. (2016)
VIPERS	0.7	$0.380 \pm 0.065$	Granett et al. (2015)
VVDS	0.77	$0.49 \pm 0.18$	Guzzo et al. (2008)
			Song & Percival (2009)

NOTE. — Current published values of  $f(z)\sigma_8(z)$ . See the text, S5).

which we shall turn our attention in Section 4.

S5)  $f(z)\sigma_8(z)$ : 13 points. These are referred to in the text as LSS (large scale structure formation), listed in Table 4.

The following observation is in order. We have included both the WiggleZ and the CMASS data sets in our analysis. We are aware that there exists some overlap region between the CMASS and WiggleZ galaxy samples. But the two surveys have been produced independently and the studies on the existing correlations among these observational results (Beutler et al. 2016; Marín et al. 2016) show that the correlation is small. The overlap region of the CMASS and WiggleZ galaxy samples is actually not among the galaxies that the two surveys pick up, but between the region of the sky they explore. Moreover, despite almost all the WiggleZ region (5/6 parts of it) is inside the CMASS one, it only takes a very small fraction of the whole sky region covered by CMASS, since the latter is much larger than the WiggleZ one (see, e.g. Figure 1 in Beutler et al. (2016)). In this paper, the authors are able to quantify the correlation degree among the BAO constraints in CMASS and WiggleZ, and they conclude that it is less than 4%. Therefore, we find it justified to include the WiggleZ data in the main table of results of our analysis (Table 1), but we provide also the fitting results that are obtained when we remove the WiggleZ data points from the BAO and  $f(z)\sigma_8(z)$  data sets (see Table 2). The difference is small and the central values of the fitting parameters and their uncertainties remain intact. Thus the statistical significance of Tables 1 and 2 is the same.

S6) BBN: we have imposed the average bound on the possible variation of the BBN speed-up factor, defined as the ratio of the expansion rate predicted in a given model versus that of the  $\Lambda$ CDM model at the BBN epoch ( $z \sim 10^9$ ). This amounts to the limit  $|\Delta H^2/H_\Lambda^2| < 10\%$  (Uzan 2011).

S7) CMB distance priors:  $R$  (shift parameter) and  $\ell_a$  (acoustic length) and their correlations with  $(\omega_b, n_s)$ . For WMAP9 and Planck 2013 data we used the covariance matrix from the analysis of Wang & Wang (2013), while for Planck 2015 data those of Huang, Wang & Wang (2015). Our fitting results for the last case are recorded in all our tables (except in Table 5 where we test our fit in the absence of CMB distance priors  $R$  and  $\ell_a$ ).

We display the final contour plots for all the cases, see Figs. 1-2. Let us point out that in the case of the Planck 2015 data we have checked that very similar results ensue for all models if we use the alternative CMB covariance matrix from Planck XIV (2015). We have, however, chosen to explicitly present the case based on Huang, Wang & Wang (2015) since it uses the more complete compressed likelihood analysis for Planck 2015 TT,TE,EE + lowP data whereas Planck XIV (2015) uses Planck 2015 TT+lowP data only.

Notice that G1 and A1 have one single vacuum parameter ( $\nu$ ) whereas G2 and A2 have two ( $\nu, \alpha$ ). There is nonetheless a natural alignment between  $\nu$  and  $\alpha$  for general type-G and A models, namely  $\alpha = 3\nu/4$ , as this entails  $\xi' = 1$  (i.e.  $\nu'_{\text{eff}} = 0$ ) in Eq. (6). Recall that for G2 models we have  $G(a) \sim G_0 a^{4(1-\xi')}$  deep in the radiation epoch, cf. Eq. (8), and therefore the condition  $\xi' = 1$  warrants  $G$  to take the same value as the current one,  $G = G_0$ , at BBN. For model G1 this is not possible (for  $\nu \neq 0$ ) and we adopt the aforementioned  $|\Delta H^2/H^2| < 10\%$  bound. We apply the same BBN restrictions to the A1 and A2 models, which have constant  $G$ . With this setting all the vacuum models contribute only with one single additional parameter as compared to the  $\Lambda$ CDM:  $\nu$ , for G1 and A1; and  $\nu_{\text{eff}} = \nu - \alpha = \nu/4$ , for G2 and A2.

For the statistical analysis, we define the joint likelihood function as the product of the likelihoods for all the data sets. Correspondingly, for Gaussian errors the total  $\chi^2$  to be minimized reads:

$$\chi_{\text{tot}}^2 = \chi_{\text{SNIa}}^2 + \chi_{\text{BAO}}^2 + \chi_H^2 + \chi_{f\sigma_8}^2 + \chi_{\text{BBN}}^2 + \chi_{\text{CMB}}^2. \quad (11)$$

Each one of these terms is defined in the standard way, for some more details see e.g. Gómez-Valent, Solà & Basilakos (2015), although we should emphasize that here the correlation matrices have been included. The BAO part was split as indicated in S2) and S3) above. Also, in contrast to the previous analysis of Solà, Gómez-Valent & de Cruz Pérez (2015), we did not use here the correlated  $Om h^2(z_i, z_j)$  diagnostic for  $H(z_i)$  data. Instead, we use

$$\chi_H^2(\mathbf{p}) = \sum_{i=1}^{30} \left[ \frac{H(z_i, \mathbf{p}) - H_{\text{obs}}(z_i)}{\sigma_{H,i}} \right]^2. \quad (12)$$

As for the linear structure formation data we have computed the density contrast  $\delta_m = \delta\rho_m/\rho_m$  for each vacuum model by adapting the cosmic perturbations formalism for type-G and type-A vacuum models. The matter perturbation,  $\delta_m$ , obeys a generalized equation which depends on the RVM type. For type-A models it reads (as a differential equation with respect to the cosmic time)

$$\ddot{\delta}_m + (2H + \Psi) \dot{\delta}_m - \left( 4\pi G\rho_m - 2H\Psi - \dot{\Psi} \right) \delta_m = 0, \quad (13)$$

where  $\Psi \equiv -\frac{\dot{\rho}_\Lambda}{\rho_m}$ . For  $\rho_\Lambda = \text{const.}$  we have  $\Psi = 0$  and Eq. (13) reduces to the  $\Lambda$ CDM form<sup>4</sup>. For type-G models the matter perturbation equation is explicitly given

<sup>4</sup> For details on these equations, confer the comprehensive works Gómez-Valent, Solà & Basilakos (2015), Gómez-Valent & Solà (2015) and Gómez-Valent, Karimkhani & Solà (2015).



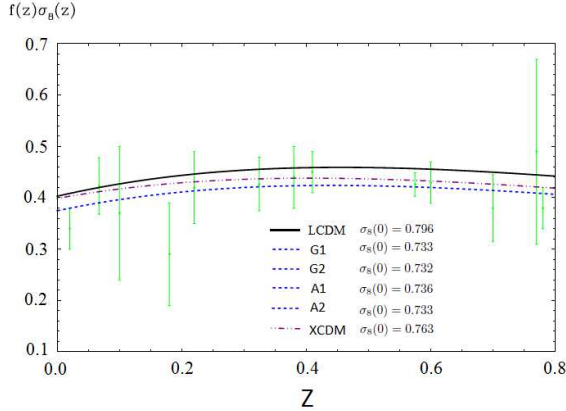


FIG. 4.— The  $f(z)\sigma_8(z)$  data (Table 4) and the predicted curves by the RVM's, XCDM and the  $\Lambda$ CDM, using the best-fit values in Table 1. Shown are also the values of  $\sigma_8(0)$  that we obtain for all the models. The theoretical prediction of all the RVM's are visually indistinguishable and they have been plotted using the same (blue) dashed curve.

in Solà, Gómez-Valent & de Cruz Pérez (2015). From here we can derive the weighted linear growth  $f(z)\sigma_8(z)$ , where  $f(z) = d\ln\delta_m/d\ln a$  is the growth factor and  $\sigma_8(z)$  is the rms mass fluctuation amplitude on scales of  $R_8 = 8 h^{-1}$  Mpc at redshift  $z$ . The latter is computed from

$$\sigma_8(z) = \sigma_{8,\Lambda} \frac{\delta_m(z)}{\delta_m^\Lambda(0)} \left[ \frac{\int_0^\infty k^{n_s+2} T^2(\vec{p}, k) W^2(k R_8) dk}{\int_0^\infty k^{n_{s,\Lambda}+2} T^2(\vec{p}_\Lambda, k) W^2(k R_{8,\Lambda}) dk} \right]^{1/2} \quad (14)$$

with  $W$  a top-hat smoothing function (see e.g. Gómez-Valent, Solà & Basilakos (2015) for details) and  $T(\vec{p}, k)$  the transfer function, which we take from Bardeen et al. (1986). In addition, we have defined the fitting vectors  $\vec{p} = (h, \omega_b, n_s, \Omega_m, \nu_{\text{eff}})$  for the vacuum models we are analyzing (including the  $\Lambda$ CDM), and  $\vec{p}_\Lambda = (h_\Lambda, \omega_{b,\Lambda}, n_{s,\Lambda}, \Omega_{m,\Lambda}, 0)$  for the fiducial  $\Lambda$ CDM model that we use in order to fix the normalization factor of the power-spectrum. The latter values have been obtained from the Planck 2015 TT,TE,EE+lowP+lensing analysis, Planck XIII (2015).

#### 4. DISCUSSION

Table 1 and Figures 1-2 display in a nutshell our main results. We observe that the effective vacuum parameter,  $\nu_{\text{eff}}$ , is neatly projected non null and positive for all the RVM's. The presence of this effect can be traced already in the old WMAP9 data (at  $\sim 2\sigma$ ), but as we can see it becomes strengthened at  $\sim 3.5\sigma$  c.l. with the Planck 2013 data and at  $\sim 4\sigma$  c.l. with the Planck 2015 data – see Figs. 1 and 2. For Planck 2015 data it attains up to  $\gtrsim 4.2\sigma$  c.l. for all the RVM's after marginalizing over all fitting parameters.

It is also interesting to gauge the dynamical character of the DE by performing a fit to the overall data in terms of the well-known XCDM parametrization, in which the DE is mimicked through the density  $\rho_X(a) = \rho_{X0} a^{-3(1+\omega)}$  associated to some generic entity X, which acts as an ersatz for the  $\Lambda$  term;  $\rho_{X0}$  being the current energy density value of X and therefore coincident with  $\rho_{\Lambda0}$ , and  $\omega$  is the (constant) equation of state (EoS) parameter for X. The XCDM trivially boils down to the rigid  $\Lambda$ -term for  $\omega = -1$ , but by leaving

$\omega$  free it proves a useful approach to roughly mimic a (non-interactive) DE scalar field with constant EoS. The corresponding fitting results are included in all our tables along with those for the RVM's and the  $\Lambda$ CDM. In Table 1, our main table, and in Fig. 3, we can see that the best fit value of  $\omega$  for the XCDM departs from  $-1$  by precisely  $4\sigma$ . Therefore, it essentially concurs with the fitting results of the RVM's. This was not expected a priori since for some of our RVM's (specifically for A1 and A2) there is an interaction between vacuum and matter that triggers an anomalous conservation law, whereas for others (G1 and G2) we do not have such interaction (meaning that matter is conserved in them, thereby following the standard decay laws for relativistic and nonrelativistic components). The interaction, when occurs, is proportional to  $\nu_{\text{eff}}$  and thus is small. This probably explains why the XCDM can succeed in nailing down the dynamical nature of the DE. However not all dynamical vacuum models describe the data with the same efficiency, see e.g. Salvatelli et al. (2014), Murgia, Gariazzo & Fornengo (2016), Li, Zhang & Zhang (2016). A detailed comparison is made among models similar (but different) from those addressed here in Solà, de Cruz Pérez, Gómez-Valent & Nunes (2016). In the XCDM case the departure from the  $\Lambda$ CDM takes the fashion of “effective quintessence”, whereas for the RVM's it appears as genuine vacuum dynamics. In all cases, however, we find unmistakable signs of DE physics beyond the  $\Lambda$ CDM (cf. Table 1), and this is a most important result of our work.

As we have discussed in Section 2, for models A1 and A2 there is an interaction between vacuum and matter. Such interaction is, of course, small because the fitted values of  $\nu_{\text{eff}}$  are small, see Table 1. The obtained values are in the ballpark of  $\nu_{\text{eff}} \sim \mathcal{O}(10^{-3})$  and therefore this is also the order of magnitude associated to the anomalous conservation law of matter. For example, for the non-relativistic component we have

$$\rho_m(a) = \rho_{m0} a^{-3\xi} = \rho_{m0} a^{-3(1-\nu_{\text{eff}})}. \quad (15)$$

This behavior has been used in the works by Fritzsche & Solà (2012, 2015) as a possible explanation for the hints on the time variation of the fundamental constants, such as coupling constants and particle masses, frequently considered in the literature. The current observational values for such time variation are actually compatible with the fitted values we have found here. This is an intriguing subject that is currently of high interest in the field, see e.g. Uzan (2011) and Solà, ed. (2015). For models G1 and G2, instead, the role played by  $\nu_{\text{eff}}$  and  $\nu'_{\text{eff}}$  is different. It does not produce any anomaly in the traditional matter conservation law (since matter and radiation are conserved for type-G models), but now it impinges a small (logarithmic) time evolution on  $G$  in the fashion sketched in Eq. (8). Thus we find, once more, a possible description for the potential variation of the fundamental constants, in this case  $G$ , along the lines of the above cited works, see also Fritzsche, Nunes & Solà (2016). There are, therefore, different phenomenological possibilities to test the RVM's considered here from various points of view.

We may reassess the quality fits obtained in this work

TABLE 5  
BEST-FIT VALUES FOR THE VARIOUS VACUUM MODELS AND THE XCDM USING THE PLANCK 2015 RESULTS AND REMOVING THE  $R$ -SHIFT  
PARAMETER AND THE ACOUSTIC LENGTH  $l_a$

Model	$h$	$\omega_b = \Omega_b h^2$	$n_s$	$\Omega_m$	$\nu_{eff}$	$\omega$	$\chi^2_{min}/dof$	$\Delta AIC$	$\Delta BIC$
$\Lambda$ CDM	$0.679 \pm 0.005$	$0.02241 \pm 0.00017$	$0.968 \pm 0.005$	$0.291 \pm 0.005$	-	-1	68.42/83	-	-
XCDM	$0.673 \pm 0.007$	$0.02241 \pm 0.00017$	$0.968 \pm 0.005$	$0.299 \pm 0.009$	-	$-0.958 \pm 0.038$	67.21/82	-1.10	-3.26
A1	$0.679 \pm 0.010$	$0.02241 \pm 0.00017$	$0.968 \pm 0.005$	$0.291 \pm 0.010$	$-0.00001 \pm 0.00079$	-1	68.42/82	-2.31	-4.47
A2	$0.676 \pm 0.009$	$0.02241 \pm 0.00017$	$0.968 \pm 0.005$	$0.295 \pm 0.014$	$0.00047 \pm 0.00139$	-1	68.31/82	-2.20	-4.36
G1	$0.679 \pm 0.009$	$0.02241 \pm 0.00017$	$0.968 \pm 0.005$	$0.291 \pm 0.010$	$0.00002 \pm 0.00080$	-1	68.42/82	-2.31	-4.47
G2	$0.678 \pm 0.012$	$0.02241 \pm 0.00017$	$0.968 \pm 0.005$	$0.291 \pm 0.013$	$0.00006 \pm 0.00123$	-1	68.42/82	-2.31	-4.47

NOTE. — Same as in Table 1, but removing both the  $R$ -shift parameter and the acoustic length  $l_a$  from our fitting analysis.

TABLE 6  
BEST-FIT VALUES FOR THE VARIOUS VACUUM MODELS AND THE XCDM USING THE PLANCK 2015 RESULTS AND REMOVING THE LSS DATA SET

Model	$h$	$\omega_b = \Omega_b h^2$	$n_s$	$\Omega_m$	$\nu_{eff}$	$\omega$	$\chi^2_{min}/dof$	$\Delta AIC$	$\Delta BIC$
$\Lambda$ CDM	$0.685 \pm 0.004$	$0.02243 \pm 0.00014$	$0.969 \pm 0.004$	$0.304 \pm 0.005$	-	-1	61.70/72	-	-
XCDM	$0.683 \pm 0.009$	$0.02245 \pm 0.00015$	$0.969 \pm 0.004$	$0.306 \pm 0.008$	-	$-0.991 \pm 0.040$	61.65/71	-2.30	-4.29
A1	$0.685 \pm 0.010$	$0.02243 \pm 0.00014$	$0.969 \pm 0.004$	$0.304 \pm 0.005$	$0.00003 \pm 0.00062$	-1	61.70/71	-2.36	-4.34
A2	$0.684 \pm 0.009$	$0.02242 \pm 0.00016$	$0.969 \pm 0.005$	$0.304 \pm 0.005$	$0.00010 \pm 0.00095$	-1	61.69/71	-2.35	-4.33
G1	$0.685 \pm 0.010$	$0.02243 \pm 0.00014$	$0.969 \pm 0.004$	$0.304 \pm 0.005$	$0.00003 \pm 0.00065$	-1	61.70/71	-2.36	-4.34
G2	$0.685 \pm 0.010$	$0.02242 \pm 0.00015$	$0.969 \pm 0.004$	$0.304 \pm 0.005$	$0.00006 \pm 0.00082$	-1	61.70/71	-2.36	-4.34

NOTE. — Same as in Table 1, but removing the points from the LSS data set from our analysis, i.e. all the 13 points on  $f\sigma_8$ .

TABLE 7  
BEST-FIT VALUES FOR THE VARIOUS VACUUM MODELS AND THE XCDM USING THE PLANCK 2015 DATA SET

Model	$h$	$\omega_b = \Omega_b h^2$	$n_s$	$\Omega_m$	$\nu_{eff}$	$\omega$	$\chi^2_{min}/dof$	$\Delta AIC$	$\Delta BIC$
$\Lambda$ CDM	$0.693 \pm 0.006$	$0.02265 \pm 0.00022$	$0.976 \pm 0.004$	$0.293 \pm 0.007$	-	-1	39.35/38	-	-
XCDM	$0.684 \pm 0.010$	$0.02272 \pm 0.00023$	$0.977 \pm 0.005$	$0.300 \pm 0.009$	-	$-0.960 \pm 0.033$	37.89/37	-1.25	-2.30
A1	$0.681 \pm 0.011$	$0.02254 \pm 0.00023$	$0.972 \pm 0.005$	$0.297 \pm 0.008$	$0.00057 \pm 0.00043$	-1	37.54/37	-0.90	-1.95
A2	$0.684 \pm 0.009$	$0.02252 \pm 0.00024$	$0.971 \pm 0.005$	$0.297 \pm 0.008$	$0.00074 \pm 0.00057$	-1	37.59/37	-0.95	-2.00
G1	$0.681 \pm 0.011$	$0.02254 \pm 0.00023$	$0.972 \pm 0.005$	$0.297 \pm 0.008$	$0.00059 \pm 0.00045$	-1	37.54/37	-0.90	-1.95
G2	$0.682 \pm 0.010$	$0.02253 \pm 0.00024$	$0.971 \pm 0.005$	$0.297 \pm 0.008$	$0.00067 \pm 0.00052$	-1	37.61/37	-0.97	-2.02

NOTE. — Fitting results using the same data as in Planck XIV (2015).

from a different point of view. While the  $\chi^2_{min}$  value of the overall fit for any RVM and the XCDM is seen to be definitely smaller than the  $\Lambda$ CDM one, it proves very useful to reconfirm our conclusions with the help of the time-honored Akaike and Bayesian information criteria, AIC and BIC, see Akaike (1974); Sugiura (1978); Schwarz (1978); Burnham & Anderson (2002). They read as follows:

$$AIC = \chi^2_{min} + \frac{2nN}{N - n - 1}, \quad BIC = \chi^2_{min} + n \ln N. \quad (16)$$

In both cases,  $n$  is the number of independent fitting parameters and  $N$  the number of data points used in the analysis. To test the effectiveness of a dynamical DE model (versus the  $\Lambda$ CDM) for describing the overall data, we evaluate the pairwise differences  $\Delta AIC$  ( $\Delta BIC$ ) with respect to the model that carries smaller value of AIC (BIC) – in this case, the RVM's or the XCDM. The larger these differences the higher is the evidence against the model with larger value of AIC (BIC) – the  $\Lambda$ CDM, in this case. For  $\Delta AIC$  and/or  $\Delta BIC$  in the range 6–10 one may claim “strong evidence” against such model; and, above 10, one speaks of “very strong evidence” (Akaike 1974; Burnham & Anderson 2002). The evidence ratio associated to rejection of the unfavored model is given by the ratio of Akaike weights,  $e^{\Delta AIC/2}$ . Similarly,

$e^{\Delta BIC/2}$  estimates the so-called Bayes factor, which gives the ratio of marginal likelihoods between the two models (Amendola 2015; Amendola & Tsujikawa 2015).

Table 1 reveals conspicuously that the  $\Lambda$ CDM appears very strongly disfavored (according to the above statistical standards) as compared to the running vacuum models. Specifically,  $\Delta AIC$  is in the range 17–18 and  $\Delta BIC$  around 15 for all the RVM's. These results are fully consistent and since both  $\Delta AIC$  and  $\Delta BIC$  are well above 10 the verdict of the information criteria is conclusive. But there is another remarkable feature to single out at this point, namely the fact that the simple XCDM parametrization is now left behind as compared to the RVM's. While the corresponding XCDM values of  $\Delta AIC$  and  $\Delta BIC$  are also above 10 (reconfirming the ability of the XCDM to improve the  $\Lambda$ CDM fit) they stay roughly 4 points below the corresponding values for the RVM's. This is considered a significant difference from the point of view of the information criteria. Therefore, we conclude that the RVM's are significantly better than the XCDM in their ability to fit the data. In other words, the vacuum dynamics inherent to the RVM's seems to describe better the overall cosmological data than the effective quintessence behavior suggested by the XCDM parametrization.

Being the ratio of Akaike weights and Bayes fac-



tor much bigger for the RVM's than for the  $\Lambda$ CDM, the former appear definitely much more successful than the latter. The current analysis undoubtedly reinforces the conclusions of our previous study (Solà, Gómez-Valent & de Cruz Pérez 2015), with the advantage that the determination of the vacuum parameters is here much more precise and therefore at a higher significance level. Let us stand out some of the most important differences with respect to that work: 1) To start with, we have used now a larger and fully updated set of cosmological data; 2) The selected data set is uncorrelated and has been obtained from independent analyses in the literature, see points S1-S7) above and references therein; 3) We have taken into account all the known covariance matrices among the data; 4) In this work,  $h$ ,  $\omega_b$  and  $n_s$  are not fixed a priori (as we did in the previous one), we have now allowed them to vary in the fitting process. This is, of course, not only a more standard procedure, but also a most advisable one in order to obtain unbiased results. The lack of consensus on the experimental value of  $h$  is the main reason why we have preferred to use an uninformative flat prior – in the technical sense – for this parameter. This should be more objective in these circumstances, rather than being subjectively elicited – once more in the technical sense – by any of these more or less fashionable camps for  $h$  that one finds in the literature, whose ultimate fate is unknown at present (compare, e.g. the value from Planck XIII (2015) with the one from Riess et al. (2016), which is  $\sim 3\sigma$  larger than the former); 5) But the most salient feature perhaps, as compared to our previous study, is that we have introduced here a much more precise treatment of the CMB, in which we used not only the shift parameter,  $R$ , (which was the only CMB ingredient in our previous study) but the full data set indicated in S7) above, namely  $R$  together with  $\ell_a$  (acoustic length) and their correlations with  $(\omega_b, n_s)$ .

Altogether, this explains the substantially improved accuracy obtained in the current fitted values of the  $\nu_{\text{eff}}$  parameter as compared to (Solà, Gómez-Valent & de Cruz Pérez 2015). In particular, in what concerns points 1-3) above we should stress that for the present analysis we are using a much more complete and restrictive BAO data set. Thus, while in our previous work we only used 6 BAO data points based on the  $A(z)$  estimator (cf. Table 3 of Blake et al. (2011b)), here we are using a total of 11 BAO points (none of them based on  $A(z)$ , see S2-S3). These include the recent results from Gil-Marín et al. (2016), which narrow down the allowed parameter space in a more efficient way, not only because the BAO data set is larger but also owing to the fact that each of the data points is individually more precise and the known correlation matrices have been taken into account. Altogether, we are able to significantly reduce the error bars with respect to the ones we had obtained in our previous work. We have actually performed a practical test to verify what would be the impact on the fitting quality of our analysis if we would remove the acoustic length  $\ell_a$  from the CMB part of our data and replace the current BAO data points by those used in (Solà, Gómez-Valent & de Cruz Pérez 2015). Notice that the CMB part is now left essentially with the  $R$ -shift parameter only, which was indeed the old

situation. The result is that we recover the error bars' size shown in the previous paper, which are  $\sim 4 - 5$  times larger than the current ones, i.e. of order  $\mathcal{O}(10^{-3})$ . We have also checked what would be the effect on our fit if we would remove both the data on the shift parameter and on the acoustic length; or if we would remove only the data points on LSS. The results are presented in Tables 5 and 6, respectively. We observe that the  $\Delta\text{AIC}$  and  $\Delta\text{BIC}$  values become 2 – 4 points negative. This means that the full CMB and LSS data are individually very important for the quality of the fit and that without any of them the evidence of dynamical DE would be lost. If we would restore part of the CMB effect on the fit in Table 5 by including the  $R$ -shift parameter in the fitting procedure we can recover, approximately, the situation of our previous analysis, but not quite since the remaining data sources used now are more powerful.

It is also interesting to explore what would have been the result of our fits if we would not have used our rather complete SNIa+BAO+ $H(z)$ +LSS+BBN+CMB data set and had restricted ourselves to the much more limited one used by the Planck 2015 collaboration in the paper Planck XIV (2015). The outcome is presented in Table 7. Their fit is indeed rather limited in scope, specially in the part concerning BAO and LSS, since they use only 4 BAO data points, 1 AP (Alcock-Paczynski parameter) data point, and one single LSS point, namely  $f\sigma_8$  at  $z = 0.57$ , see details in that paper<sup>5</sup>. In contradistinction to them, in our case we used 11 BAO and 13 LSS data points, some of them very recent and of high precision Gil-Marín et al. (2016). From Table 7 it is seen that with only the data used in Planck XIV (2015) the fitting results for the RVM's are poor enough and cannot still detect clear traces of the vacuum dynamics. In particular, the  $\Delta\text{AIC}$  and  $\Delta\text{BIC}$  values in that table are moderately negative, showing that the  $\Lambda$ CDM does better with only these data. Not even the XCDM parametrization is able to detect any trace of dynamical DE with that limited data set, as the effective EoS is compatible with  $\omega = -1$  at roughly  $1\sigma$  ( $\omega = -0.960 \pm 0.033$ ). This should explain why the features that we are reporting here have been missed till now.

We complete our analysis by displaying in a graphical way the contributions from the different data sets to our final contour plots in Figs. 1 and 2. For definiteness we concentrate on the rightmost plot for model A2 in Fig. 2, but we could do similarly for any other one. The result for model A2 is depicted in Fig. 5, where we can assess the detailed reconstruction of the final contours in terms of the partial contours from the different SNIa+BAO+ $H(z)$ +LSS+BBN+CMB data sources. This reconstruction is presented through a series of three plots made at different magnifications. In the third plot of the sequence we can easily appraise that the BAO+LSS+CMB data subset plays a fundamental role in narrowing down the final physical region of the  $(\Omega_m, \nu_{\text{eff}})$  parameter space, in which all the remaining parameters have been marginalized over. This reconstruction also explains in very obvious visual terms why the conclusions that we are presenting here hinge to a large extent on considering the most sensitive compo-

<sup>5</sup> Recall that in the previous paper Planck XIII (2015) on cosmological parameters no LSS measurements (RSD) are used at all.

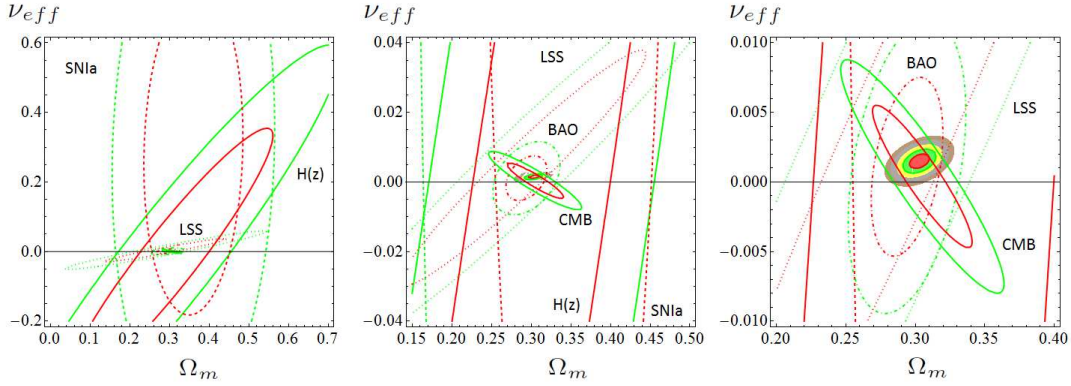


FIG. 5.— Reconstruction of the contour lines for model A2, under Planck 2015 CMB data (rightmost plot in Fig. 2) from the partial contour plots of the different SNIa+BAO+ $H(z)$ +LSS+BBN+CMB data sources. The  $1\sigma$  and  $2\sigma$  contours are shown in all cases. For the reconstructed final contour lines we also plot the  $3\sigma$ ,  $4\sigma$  and  $5\sigma$  regions.

nents of the data. While CMB obviously is a high precision component in the fit, we demonstrate in our study (both numerically and graphically) that the maximum power of the fit is achieved when it is combined with the wealth of BAO and LSS data points currently available.

## 5. CONCLUSIONS

To conclude, the running vacuum models emerge as serious alternative candidates for the description of the current state of the Universe in accelerated expansion. These models have a close connection with the possible quantum effects on the effective action of QFT in curved spacetime, cf. Solà (2013) and references therein. There were previous phenomenological studies that hinted in different degrees at the possibility that the RVM's could fit the data similarly as the  $\Lambda$ CDM, see e.g. the earlier works by Basilakos, Plionis & Solà (2009), Grande et al. (2011), Basilakos, Polarski & Solà (2012), Basilakos & Solà (2014), as well as the more recent ones by Gómez-Valent, Solà & Basilakos (2015) and Gómez-Valent & Solà (2015), including of course the study that precedes this work, Solà, Gómez-Valent & de Cruz Pérez (2015). Although it is of course beyond the scope of the current work, it should be interesting to see in the future if scalar field models with particular potentials are capable to produce quality fits comparable to the RVM's when they are exposed to a large and updated data compilation as has been used here. There are already some past and more recent studies along this direction, see e.g. the works by Pavlov, Farooq & Ratra (2014); Avsajanishvili et al. (2014); Farooq, Mania & Ratra (2013); Pourtsidou, Skordis & Copeland (2013); Pourtsidou & Tram (2016); Samushia (2009). However, to our knowledge there is no devoted work comparable in scope to the one presented here for the running vacuum models under consideration. The significantly enhanced level of dynamical DE evidence attained with them is unprecedented, to the best of our knowledge, all the more if we take into account the diversified amount of data used. Our study employed for the first time the largest updated SNIa+BAO+ $H(z)$ +LSS+BBN+CMB data set of cosmological observations available in the literature. Some of these data (specially the BAO+LSS+CMB part) play a crucial role in the overall fit and are substantially responsible for the main effects reported here.

Furthermore, recently the BAO+LSS components have been enriched by more accurate contributions, which have helped to further enhance the signs of the vacuum dynamics. At the end of the day it has been possible to improve the significance of the dynamical hints from a confidence level of roughly  $3\sigma$ , as reported in our previous study (Solà, Gómez-Valent & de Cruz Pérez 2015), up to the  $4.2\sigma$  achieved here. Overall, the signature of dynamical vacuum energy density seems to be rather firmly supported by the current cosmological observations. Already in terms of the generic XCDM parametrization we are able to exclude, for the first time, the absence of vacuum dynamics ( $\Lambda$ CDM) at  $4\sigma$  c.l. but such limit can be even surpassed at the level of the RVM's. Such conclusion is backed up with Akaike and Bayesian criteria leading to compelling evidence ratios in favor of the running vacuum models as being the most efficient ones in fitting the overall cosmological data considered here. Needless to say, statistical evidence conventionally starts at  $5\sigma$  c.l. and we will have to wait for updated observations to see if such level of significance can be eventually attained. In the meanwhile the possible dynamical character of the cosmic vacuum, as suggested by the present study, is pretty high. It might be deemed welcome since it gives hope for an eventual solution of the old cosmological constant problem, perhaps the toughest problem of fundamental physics.

## 6. ACKNOWLEDGEMENTS

We thank Gil-Marín for useful discussions on BAO estimators. JS has been supported by FPA2013-46570 (MICINN), Consolider grant CSD2007-00042 (CPAN) and by 2014-SGR-104 (Generalitat de Catalunya); AGV acknowledges the support of an APIF grant of the U. Barcelona. We are also partially supported by MDM-2014-0369 (ICCUB).

## REFERENCES

- Abbott, L. 1985, Phys. Lett. **B150**, 427.
- Akaike, H. 1974, IEEE Transactions of Automatic Control, **19**, 716.
- Amendola, L.F. 2000, Phys.Rev. **D62**, 043511.
- Amendola, L., 2015, Notes for the course *Statistical Physics* (Heidelberg Univ.).
- Amendola, L., & Tsujikawa, S. 2015, *Dark Energy. Theory and Observations* (2nd ed.; Cambridge: Cambridge Univ. Press).
- Arbab, A. I. 1997, Gen. Rel. Grav. **29**, 61; *ibid.* 1997, Astrophys.Space Sci. **246**, 193.
- Arcuri, R. C., & Waga, I. 1994, Phys. Rev. **D50**, 2928.
- Aubourg, E., *et al.* 2015, Phys.Rev. **D92**, 123516.
- Avsajanishvili, O., Samushia, L., Arhipova, N.A., & Kahnishvili, T. 2014, Eur.Phys.J. **C74**, 3127.
- Bardeen, J. M., Bond, J. R., Kaiser, N., & Szalay, A. S. 1986, ApJ, **304**, 15.
- Barr, S. M. 1987, Phys. Rev. **D36**, 1691; Barr, S. M., & Hochberg, D. 1988, Phys.Lett. **B211**, 49.
- Basilakos, S., Plionis, M., & Solà, J. 2009, Phys. Rev. **D80**, 083511.
- Basilakos, S., Polarski, D., & Solà, J. 2012, Phys.Rev. **D86**, 043010.
- Basilakos, S., & Solà, J. 2014, Phys.Rev. **D90**, 023008.
- Bertolami, O. 1986, Nuovo Cim. **B93**, 36.
- Betoule, M., *et al.* 2014, Astron.Astrophys., **568**, A22.
- Beutler, F., *et al.* 2011, Mon.Not.Roy.Astron.Soc., **416**, 3017.
- Beutler, F., *et al.* 2012, Mon.Not.Roy.Astron.Soc., **423**, 3430.
- Beutler, F., *et al.* 2016, Mon.Not.Roy.Astron.Soc., **455**, 3230.
- Blake, C., *et al.* 2011, Mon.Not.Roy.Astron.Soc., **415**, 2876.
- Blake, C., *et al.* 2011, Mon.Not.Roy.Astron.Soc., **418**, 1707.
- Blake, C., *et al.* 2013, Mon.Not.Roy.Astron.Soc., **436**, 3089.
- Brans, C., & Dicke, R. H. 1961, Phys. Rev. **124**, 925.
- Burnham, K.P., & Anderson, D.R. 2002, *Model selection and multimodel inference* (New York: Springer).
- Caldwell, R.R., Dave, R., & Steinhardt, P.J. 1998, Phys.Rev.Lett. **80**, 1582.
- Carvalho, J. C., Lima, J.A.S., & Waga, I. 1992 Phys. Rev. **D46** (1992), 2404.
- Chen, Y., Kumar, S., & Ratra, B. 2016, arXiv:1606.07316.
- Copeland, E.J., Sami, M., & Tsujikawa, S. 2006, Int. J. Mod.Phys. **D15**, 1753.
- Delubac, T., *et al.* 2015, Astron.Astrophys., **574**, A59.
- Ding, X., *et al.* 2015, Astrophys.J., **803**, L22.
- Dolgov, A.D. 1983, in *The very Early Universe*, ed. G. Gibbons, S.W. Hawking, & S.T. Tiklos, (Cambridge: Cambridge Univ. Press), 449.
- Endo, M., & Fukui, T. 1977, Gen.Rel.Grav., **8**, 833; *ibid.* 1982, Gen.Rel.Grav., **14**, 769.
- Farooq, O., Mania, D., & Ratra, B. 2013, Astrophys.J., **764**, 138.
- Farooq, O., & Ratra, B. 2013, Astrophys.J., **766**, L7.
- Feix, M., Nusser, A., & Branchini, E. 2015, Phys.Rev.Lett., **115**, 011301.
- Ford, L. H. 1987, Phys. Rev. **D35**, 2339.
- Freese, K., Adams, F.C., Frieman, J.A., & Mottola, E., 1987 Nucl. Phys. **B287**, 797.
- Fritzsche, H., & Solà, J. 2012, Class.Quant.Grav., **29**, 215002.
- Fritzsche, H., & Solà, J. 2015, Mod. Phys. Lett. **A30**, 1540034.
- Fritzsche, H., Nunes, R.C., & Solà, e-Print: arXiv:1605.06104.
- Fujii, Y. 1982, Phys.Rev. **D26**, 2580.
- Gil-Marín, H., *et al.* 2016, arXiv:1606.00439.
- Gómez-Valent, A., & Solà, J. 2015, Mon.Not.Roy.Astron.Soc., **448**, 2810.
- Gómez-Valent, A., Solà, J., & Basilakos, S. 2015, JCAP, **1501**, 004.
- Gómez-Valent, A., Karimkhani, E., & Solà, J. 2015, JCAP, **1512**, 048.
- Grande, J., Solà, J., Basilakos, S., & Plionis, M. 2011, JCAP, **1108**, 007.
- Granett, B.R., *et al.* 2015, Astron.Astrophys., **583**, A61.
- Guzzo, L., *et al.* 2008, Nature, **451**, 541.
- Huang, Q.G., Wang, K., & Wang, S. 2015, JCAP, **1512**, 022.
- Jiménez, R., Verde, L., Treu, T., & Stern, D. 2003, Astrophys.J., **593**, 622.
- Kazin, E.A., *et al.* 2014, Mon.Not.Roy.Astron.Soc., **441**, 3524.
- Li, Y.H., Zhang, J.F., & Zhang, X. 2016, Phys.Rev. **D93**, 023002.
- Lima, J. A. S., & Maia, J. M. F. 1993, Mod. Phys. Lett. **A08** 591.
- Lima, J. A. S., Basilakos, S., & Solà, J. 2013, Mon.Not.Roy.Astron.Soc., **431**, 923; 2015, Gen. Rel. Grav. **47**, 40; 2016, Eur. Phys. J. **C76**, 228.
- Marín, F.A., *et al.* 2016, Mon.Not.Roy.Astron.Soc., 455, 4046.
- Moresco, M., *et al.* 2012, JCAP, **1208**, 006.
- Moresco, M. 2015, Mon.Not.Roy.Astron.Soc., **450**, L16-L20.
- Moresco, M., *et al.* 2016, JCAP, **1605**, 014.
- Murgia, R., Gariazzo, S., & Fornengo N. 2016, JCAP, **1604**, 014.
- Overduin, J. M., & Cooperstock, F. I. 1998, Phys. Rev. **D58**, 043506.
- Ozer, M., & Taha, O. 1986, Phys. Lett. B **171**, 363; *ibid.* 1987, Nucl. Phys. B **287**, 776.
- Padmanabhan, T. 2003, Phys. Rept., **380**, 235.
- Peccei, R.D., Solà, J., & Wetterich, C. 1987, Phys.Lett. **B195**, 183.
- Peebles, P.J.E., & Ratra, B. 1988, Phys.Rev. **D37**, 3406.
- Peebles, P.J.E., & Ratra, B. 2003, Rev. Mod. Phys., **75**, 559.
- Perlmutter, S., *et al.* 1999, Astrophys.J., **517**, 565.
- Planck XIII (2015) results, Ade, P.A.R., *et al.* 2015, *Cosmological parameters*, arXiv:1502.01589.
- Planck XIV (2015) results, Ade, P.A.R., *et al.* 2015, *Dark energy and modified gravity*, arXiv:1502.01590.
- Pourtsidou, A., & Tram, T. 2016, Phys.Rev. **D94**, 043518.
- Pavlov, A., Farooq, O., & Ratra, B. 2014, Phys. Rev. **D90**, 023006.
- Riess, A. G., *et al.* 1998, Astron. J., **116**, 1009.
- Riess, A. G., *et al.* 2016, Astrophys.J. **826**, 56.
- Ross, A. J., *et al.* 2015, Mon.Not.Roy.Astron.Soc., **449**, 835.
- Sahni, V., & Starobinsky, A. A. 2000, Int. J. of Mod. Phys. **A9**, 373.
- Sahni, V., Shafieloo, A., & Starobinsky, A.A. 2014, Astrophys.J. **793**, L40.
- Salvatelli, V., *et al.* 2014, Phys.Rev.Lett., **113**, 181301.
- Samushia, L. 2009, PhD thesis, arXiv:0908.4597.
- Schwarz, G. 1978, Annals of Statistics, **6**, 461.
- Simon, J., Verde, L., & Jiménez, R. 2005, Phys.Rev. **D71**, 123001.
- Simpson, F., *et al.* 2016, Phys.Rev. **D93**, 023525.
- Pourtsidou, A., Skordis, C., & Copeland, E. J. 2013, Phys.Rev. **D88**, 083505.
- Solà, J. 2008, J. Phys. **A41**, 164066.
- Solà, J. 2013, J. Phys. Conf. Ser., **453**, 012015.
- Solà, J. 2015, Int. J. Mod. Phys. **D24**, 1544027.
- Solà, J., & Gómez-Valent, A. 2015, Int.J.Mod.Phys. **D24**, 1541003.
- Solà, J., Gómez-Valent, A. & de Cruz Pérez J. 2015, ApJ, **811**, L14.
- Solà, J., de Cruz Pérez J., Gómez-Valent, A., & Nunes, R. C. 2016, arXiv:1606.00450.
- Solà, J., ed. 2015, *Fundamental Constants in Physics and Their Time Variation*, Mod. Phys. Lett. A. **30**, Special Issue.
- Song, Y.-S., & Percival, W.J. 2009, JCAP, **10**, 004.
- Springob, C.M., *et al.* 2016, Mon.Not.Roy.Astron.Soc., **456**, 1886.
- Stern, D., *et al.* 2010, JCAP, **1002**, 008.
- Sugiura, N. 1978, Communications in Statistics A, Theory and Methods, **7**, 13.
- Uzan, J.-P. 2011, Living Rev.Rel., **14**, 2.
- Vishwakarma, R.G. 2001, Class. Quant. Grav. **18**, 1159.
- Waga, I. 1993, Astrophys. J. **414**, 436.
- Wang, Y., & Wang, S. 2013, Phys.Rev. **D88**, 043522.
- Weinberg, S. 1989, Rev. Mod. Phys., **61**, 1.
- Weiss, N. 1987, Phys.Lett., **B197**, 42.
- Wetterich, C. 1988, Nucl.Phys. **B302**, 668.
- Wetterich, C. 1995, Astron.Astrophys. **301**, 321.
- WMAP9 (2013) results, Bennett, C.L., *et al.* 2013, [WMAP Collab.], Astrophys. J. Suppl., **208**, 20.
- Zee, A. 1985, Phys.Lett. **B161**, 141.
- Zhang, C., *et al.* 2014, Res.Astron.Astrophys., **14**, 1221.
- Zheng, X., *et al.* 2016, Astrophys.J., **825**, 17.
- Zlatev, I., Wang, L.M., & Steinhardt, P.J. 1999, Phys.Rev.Lett., **82**, 896; *ibid.* 1999, Phys.Rev. **D59**, 123504.