

ON THE NUMBER OF SADDLE CONNECTIONS IN TRANSLATION SURFACES WITH POLES

GUILLAUME TAHAR

ABSTRACT. Translation surfaces with poles correspond to meromorphic differentials on compact Riemann surfaces. They appear in compactifications of strata of the moduli space of Abelian differentials and in the study of stability conditions. Such structures have different geometrical and dynamical properties than usual translation surfaces. In particular, they always have infinite area and can have a finite number of saddle connections.

We provide a combinatorial characterization of the strata for which there can be an infinite number of saddle connections and give lower and upper bounds for the number of saddle connections and related quantities.

CONTENTS

1. Introduction	1
2. Statement of main results	2
3. Flat structures defined by meromorphic differentials	6
4. Core and related concepts	10
5. Dynamics	14
6. Reducibility index and invariant components	18
7. Infinitely many saddle connections	22
8. Upper bounds on the maximal number of noncrossing saddle connections	27
References	30

1. INTRODUCTION

Translation surfaces correspond to nonzero holomorphic 1-forms (Abelian differentials) on a compact Riemann surface. In [4], a *translation surface with poles* is defined by a meromorphic 1-form on a compact Riemann Surface, where the poles correspond to the punctured points. They are infinite area surfaces with "finite complexity".

One of the main motivations in the recent growth in interest for the study of spaces of meromorphic differentials is the connection with spaces of stability conditions on certain triangulated categories drawn in the paper of Bridgeland and Smith [5]. Saddle connections of a quadratic differential are interpreted as stable objects of a category for a given stability condition. Meromorphic differentials also naturally occur in compactifications of strata of Abelian and quadratic differentials as possible degenerations [1, 3, 6, 8, 9, 13].

Let X be a compact Riemann Surface and ω be a meromorphic 1-form. (X, ω) is called a translation surface with poles. When there is no ambiguity, it will be referred to as X .

Date: March 21, 2016.

Key words and phrases. Translation surface, Saddle connection, Flat structure.

We denote by $\mathcal{H}(a_1, \dots, a_n, -b_1, \dots, -b_p)$ the stratum in moduli space of translation surfaces with poles that corresponds to meromorphic differentials with zeroes of degrees a_1, \dots, a_n and poles of degrees b_1, \dots, b_p . It will be called the stratum of the moduli space of meromorphic differentials. Family $a_1, \dots, a_n, -b_1, \dots, -b_p$ is the *singularity pattern* of the stratum. The integer g such that $\sum_{i=1}^n a_i - \sum_{j=1}^p b_j = 2g - 2$ is called the *genus* of the translation surface with poles. Unless otherwise indicated, we will assume that $n > 0$ and $p > 0$. Besides, if $g = 0$, we will assume that $n + p \geq 3$ for reasons of stability. To simplify matters, there are no marked points in the surfaces we study. In this paper, we consider only 1-forms. Quadratic differentials will be discussed in a separate paper.

2. STATEMENT OF MAIN RESULTS

Most results in this paper give lower and upper bounds on various quantities related to saddle connections: the number of cylinders and the number of noncrossing saddle connections. By a saddle connection we mean a geodesic segment joining two zeroes and having no singularities inside it.

We beforehand introduce some new tools in order to establish these results.

2.1. Core. The *core* of a translation surface with poles X is the convex hull $core(X)$ of the set of zeroes of the meromorphic 1-form for the locally euclidian metric [10]. We define $\mathcal{IC}(X)$ as the interior of $core(X)$ in X and $\partial\mathcal{C}(X) = core(X) \setminus \mathcal{IC}(X)$ as its boundary, see Definition 4.1 for more details. The following lemma shows that $core(X)$ separates poles from each other. We define the *domain of a pole* P as the connected component of $X \setminus core(X)$ containing P .

Lemma 2.1. *Let X be a translation surface with poles of $\mathcal{H}(a_1, \dots, a_n, -b_1, \dots, -b_p)$, then $X \setminus core(X)$ has p connected components. Each of them is a topological disk.*

The *core* is said to be degenerated when $\mathcal{IC}(X) = \emptyset$, that is when $core(X)$ is exactly graph $\partial\mathcal{C}(X)$.

Structure changes of the core define a $GL^+(2, \mathbb{R})$ -invariant walls-and-chambers structure on the strata (see Definition 4.10) and many interesting invariants are constant in chambers (see Proposition 4.13). The *discriminant* Σ of the strata is the complement to the chambers.

Lemma 2.1 is proved in section 4.

2.2. Dynamics. The existence of a walls-and-chambers structure is not the only difference with usual translation surfaces. Dynamics of translation surfaces with poles are also different from the usual case because most trajectories go to infinity, that is to a pole. Our first theorem is a classification of invariant components for the directional flow. Its counterpart for classical translation surfaces only features cylinders and minimal components. The picture is a little more complicated for translation surface with poles.

Theorem 2.2. *Let X be a translation surface with poles. Cutting along all saddle connections sharing a given direction θ , we obtain finitely many connected components called invariant components. There are four types of invariant components:*

- **finite volume cylinders** where the leaves are periodic with the same period,

- **minimal components** of finite volume where the foliation is minimal, the directions are recurrent and whose dynamics are given by a nontrivial interval exchange map,
- **infinite volume cylinders** bounding a simple pole and where the leaves are periodic with the same period,
- **free components** of infinite volume where generic leaves go from a pole to another or return to the same pole.

Finite volume components belong to $\text{core}(X)$.

The number of infinite volume cylinders is bounded by the number of simple poles.

The number of free components is bounded by the total number of poles.

The theorem below shows that existence of finite volume cylinders or minimal components corresponds to infinity of saddle connections. There is a similar result in the context of slit translation surfaces in [1].

Theorem 2.3. *Let X be a translation surface with poles. Then accumulation points of directions of saddle connections of X considered as points of the unit circle are exactly the directions of the waist curves of finite volume cylinders and the directions of minimal components of X .*

Combining the previous result with a theorem of [19], we get a very simple characterization of surfaces with infinitely many saddle connections.

Corollary 2.4. *A translation surface with poles X of a stratum \mathcal{H} has infinitely many saddle connections if and only if there is a finite volume cylinder in X . Besides, the locus in the stratum \mathcal{H} where $|SC| = +\infty$ is an open set.*

The previous corollary opens the way to a combinatorial characterization of the strata where we can find infinity of saddle connection for at least one surface.

Theorems 2.2, 2.3 and Corollary 2.4 are proved in section 5.

2.3. Reducibility index and invariant components. Prior to further geometric considerations, we introduce a new tool : the *reducibility index* κ of a stratum. This number quantifies to what extent the combinatorics of singularity pattern $a_1, \dots, a_n, -b_1, \dots, -b_p$ of stratum $\mathcal{H}(a_1, \dots, a_n, -b_1, \dots, -b_p)$ allows the surfaces to be decomposed into several components connected by cylinders, see Figure 8. What follows in this section applies to Abelian differentials as well as to meromorphic differentials.

Definition 2.5. Let $\mathcal{H}(a_1, \dots, a_n, -b_1, \dots, -b_p)$ be a stratum of genus g . A *graph representation of level s* of the stratum is defined by the following data $(G, f_0, \dots, f_s, w_0, \dots, w_s)$. G is a connected multigraph (there can be more than one edge between two vertices) with $s + 1$ vertices of valencies v_0, \dots, v_s and with t edges. Natural numbers w_0, \dots, w_s are weights associated to each vertex. Numbers $a_1, \dots, a_n, -b_1, \dots, -b_p$ are split into $s + 1$ families f_i such that :

- (i) there is at least one positive number in each family f_i .
- (ii) if cutting an edge splits the graph into two connected components, then there is a negative number in at least one family of each connected component.
- (iii) the sums $\sigma(i)$ of the numbers in each family f_i satisfy $\sigma(i) + 2 = v_i + 2w_i$

As a consequence of the valency formula, we have $t = s + g - \sum_{i=0}^s w_i$.

Besides, we have $0 \leq \sum_{i=0}^s w_i \leq g$.

A *graph representation* is *pure* when weights w_0, \dots, w_s are identically zero. In this case, σ is the canonical divisor of graph G , see [2].

One can always transform a graph representation $(G, f_0, \dots, f_s, w_0, \dots, w_s)$ into a pure graph representation by attaching to every vertex a number of loops equal to its weight.

The *reducibility index* κ of a stratum is the maximal number s such that there exists a graph representation of level s of the stratum.

It follows from that definition that $0 \leq \kappa \leq n - 1$. Strata of genus zero where $\kappa = 0$ are called *irreducible strata*. Otherwise, they are *reducible strata*.

Lemma 2.6 proves that cutting along cylinders actually realize graph representations that satisfy all the conditions.

Lemma 2.6. *Let X be a surface in a stratum $\mathcal{H} = \mathcal{H}(a_1, \dots, a_n, -b_1, \dots, -b_p)$ and F a family of finite volume cylinders of X whose interiors are disjoint. Cutting along a waist curve in each cylinder of F defines a graph representation $(G, f_0, \dots, f_s, w_0, \dots, w_s)$ of the stratum \mathcal{H} . Each vertex of graph G corresponds to a connected component. f_i is the set of singularities of X that belong to the connected component corresponding to i and w_i is its genus. Each edge of graph G is a cylinder of the family F . We say that (X, F) realizes the graph representation $(G, f_0, \dots, f_s, w_0, \dots, w_s)$ of the stratum \mathcal{H} .*

The only obstruction is combinatorial. Every combinatorially possible graph representation is actually realized by some surface in the stratum.

Theorem 2.7. *For every graph representation $(G, f_0, \dots, f_s, w_0, \dots, w_s)$ of a stratum \mathcal{H} , there is a surface X and a family F of cylinders such that (X, F) realizes the graph representation $(G, f_0, \dots, f_s, w_0, \dots, w_s)$ of the stratum \mathcal{H} .*

Besides, we can choose (X, F) such that the closed geodesics of all cylinders of the family F are parallel.

We give a sharp bound for the number of finite volume invariant components for a translation surface with poles belonging to a given stratum. This result generalizes a theorem of Naveh, see [14].

Theorem 2.8. *Let X be a translation surface with poles in $\mathcal{H}(a_1, \dots, a_n, -b_1, \dots, -b_p)$ of genus g . Cutting along all saddle connections sharing a given direction θ , we obtain at most $g + \kappa$ finite volume components. The bound is sharp for every stratum.*

Lemma 2.6 and Theorems 2.7 to 2.8 are proved in section 6.

2.4. Infinitely many saddle connections. We characterize those strata where some surfaces have infinity of saddle connections. Strata where every surface has finitely many saddle connections only occur when the genus is zero.

Theorem 2.9. *Every surface in a stratum has finitely many saddle connections if and only if the stratum is irreducible ($g = \kappa = 0$).*

In every stratum, we can find surfaces which have finitely many saddle connections. We provide a systematic method to construct explicit examples of very singular surfaces in every orbit closure.

Theorem 2.10. *For every surface (X, ω) , there is a surface (X_0, ω_0) in the $GL^+(2, \mathbb{R})$ -orbit closure of (X, ω) inside the ambient stratum such that (X_0, ω_0) has finitely many saddle connections and $\text{core}(X_0)$ is degenerated.*

The problem of infinity of saddle connections also arises for chambers. It should be recalled that chambers are domains of strata where the topological shape of the core does not change. In Theorem 2.10, we prove a dichotomy between chambers where some surfaces have an infinite number of saddle connections and chambers where the number of saddle connections is globally bounded. In particular, the following theorem forbids existence of a chamber where every surface would have a finite number of saddle connections but where this number could be arbitrarily large.

Theorem 2.11. *For every stratum \mathcal{H} , there is a constant $M(\mathcal{H})$ such that for every chamber \mathcal{C} exactly one of these two statements is true:*

- \mathcal{C} is a chamber of bounded type : for every surface X in chamber \mathcal{C} , we have $|SC| \leq M(\mathcal{H})$.
- \mathcal{C} is a chamber of unbounded type : there is a surface X in chamber \mathcal{C} such that $|SC| = +\infty$.

We can take $M(\mathcal{H}) = 2(6g - 6 + 3n + 2p)^4$ as bound on the number of saddle connections.

The dichotomy between the two types of chambers is entirely compatible with the dichotomy between reducible and irreducible strata. The following corollary shows that the bound can be extended to the discriminant so that it becomes an uniform bound at the level of the stratum.

Corollary 2.12. *Every chamber in a stratum \mathcal{H} is of bounded type if and only if \mathcal{H} is an irreducible stratum.*

In this case, there is a constant $M(\mathcal{H})$ such that for every surface in \mathcal{H} , we have $|SC| \leq M(\mathcal{H})$.

Theorems 2.9 to 2.11 and Corollary 2.12 are proved in section 7.

2.5. Lower bounds on the number of saddle connections. In order to get topological constraints on the number of saddle connections, we introduce another concept from [10].

A *geodesic arc system* is a graph of noncrossing saddle connections, see Definition 4.5. It is maximal if it cannot be complemented with another saddle connection without crossing the others. As we will see later in Corollary 9.2, two maximal geodesic arc systems of a given surface have the same number of edges so we indistinctly use the terms "number of noncrossing saddle connections" and "number of edges of maximal geodesic arc systems". The number $|A|$ of edges of a maximal geodesic arc system of a surface X is a minorant of the number of saddle connections of X but is much easier to compute. This number $|A|$ remains constant along each chamber and can be estimated by topological methods [11].

The following theorem provides sharp lower bounds both on the number $|SC|$ of saddle connections and the maximal number $|A|$ of noncrossing saddle connections.

Theorem 2.13. *Let $|A|$ be the number of edges of a maximal geodesic arc system for a translation surface with poles X belonging to $\mathcal{H}(a_1, \dots, a_n, -b_1, \dots, -b_p)$, then:*

$$|SC| \geq |A| \geq 2g - 2 + n + p$$

$|SC| = |A| = 2g - 2 + n + p$ if and only if $\text{core}(X)$ is degenerated. There are such surfaces in the closure of every chamber in the ambient stratum.

By Theorem 2.13, the lower bound for $|A|$ and $|SC|$ is attained on very singular surfaces. Theorem 2.14 shows that staying away from the discriminant we may obtain different lower bounds for $|A|$ and $|SC|$.

Theorem 2.14. *Let $|A|$ be the number of edges of a maximal geodesic arc system for a translation surface with poles X of $\mathcal{H}(a_1, \dots, a_n, -1^p) \setminus \Sigma$, then $|A| = 6g - 6 + 3n + 2p$ and $|SC| \geq 6g - 6 + 3n + 2p$.*

Theorem 2.13 is proved in section 7. Theorem 2.14 is proved in section 8.

2.6. Upper bounds on the maximal number of noncrossing saddle connections.

Proving an upper bound on the maximal number of noncrossing saddle connections requires some calculations involving the angular contributions of the domains of poles. It is quite remarkable that the upper bound does not depend on the degree of zeroes and poles but only on their number.

Theorem 2.15. *Let $|A|$ be the number of edges of a maximal geodesic arc system for a translation surface with poles X belonging to a stratum $\mathcal{H}(a_1, \dots, a_n, -b_1, \dots, -b_p)$ with genus g , then $|A| \leq 6g - 6 + 3n + 2p$.*

The previous bound is not sharp but is not far to be so. Providing a sharp bound would require to distinguish a large number of cases.

Theorem 2.15 is proved in section 8.

The structure of the paper is the following :

- In Section 3, we recall the background about translation surfaces with poles : flat metric, saddle connections, moduli space and their components.
- In Section 4, we introduce one of our main tools : the core of a translation surface with poles and its associated wall-and-chambers structure. We also introduce the notion of maximal geodesic arc system.
- In Section 5, we prove some preliminary dynamical results. Then, we describe the leaves of the vertical foliation, obtaining a decomposition theorem for directions of saddle connections. We characterize the accumulation points of directions of saddle connections as directions of finite volume cylinders or minimal components. We end with a characterization of surfaces with infinitely many saddle connections in terms of existence of finite volume cylinders.
- In Section 6, we introduce the notion of reducibility index and give bounds on the number of finite volume invariant components.
- In Section 7, we characterize the strata and chambers where some surfaces have an infinity of saddle connections. We also introduce the contraction flow and use it to prove a sharp lower bound on the number of saddle connections of a translation surface with pole.
- In Section 8, we get an upper bound on the maximal number of noncrossing saddle connections.

Acknowledgements. I thank my doctoral advisor Anton Zorich for motivating my work on this paper and many interesting discussions. I am grateful to Corentin Boissy, Elise Goujard and Ben-Michael Kohli for their valuable remarks. This work is supported by the ERC Project "Quasiperiodic" of Artur Avila.

3. FLAT STRUCTURES DEFINED BY MEROMORPHIC DIFFERENTIALS

3.1. Flat structures. Let X be a compact Riemann surface and let ω be a meromorphic 1-form. For any z_0 such that ω is defined and $\omega(z_0) \neq 0$, integration of ω in a neighborhood of z_0 gives local coordinates whose transition maps are translations. X inherits a flat metric on $X \setminus (\Lambda \cup \Delta)$ where Λ and Δ respectively are the set of zeroes and poles of ω .

The pair (X, ω) seen as a smooth surface with such a translation atlas is called a *translation surface with poles*.

3.2. Local model for zeroes. In a neighborhood of an element of Λ , the metric induced by ω admits a conical singularity of angle $(k+1)2\pi$ where k is the degree of the corresponding zero of ω . The flat geometry near a zero of degree k is given locally by the preimage of the constant form dz by the ramified covering $z \rightarrow z^{k+1}$ that is by a connected covering of order $k+1$ over a flat disk ramified at zero.

3.3. Local model for poles. The residue is the only local invariant of a pole of order k .

The neighborhood of a simple pole is an infinite cylinder with one end and the residue of the meromorphic differential at this pole is the holonomy vector of the closed geodesics defined by this cylinder. This shows that the residue at a simple pole is always nonzero.

A flat cone is the Riemann sphere \mathbb{CP}^1 endowed with a meromorphic 1-form with one zero of degree a and one pole of degree b such that $a - b = -2$.

The neighborhood of a pole of order $k \geq 2$ with trivial residue is obtained by taking an infinite cone of angle $(k-1)2\pi$ and removing a compact neighborhood of the conical singularity.

In order to get neighborhoods of poles of order $k \geq 2$ with non trivial residue, we follow [4]. We take an infinite cone of angle $(k-1)2\pi$ and remove an ϵ -neighborhood of a semi-infinite line starting from the conical singularity and a neighborhood of the conical singularity. Then, we glue the boundaries of the neighborhood on each other. Rotating and rescaling gives a pole of order k with the residue we want.

Lemma 3.1. *Every pole has a basis of neighborhoods whose complement is convex.*

Proof. For simple poles, we can pick a converging family of periodic geodesics as boundaries of neighborhoods of a basis.

We follow the classical construction of neighborhoods of poles of order $k \geq 2$. We consider a zero of order k , draw a convex neighborhood V of this zero. After a change of coordinates $w = 1/z$, the complement to V is a neighborhood of the pole as required for the flat metric. The neighborhoods of poles having same degrees and same residues are isometric so the lemma is proved in all cases. □

3.4. Moduli space. If (X, ω) and (X', ω') are translation surfaces with poles such that there is a biholomorphism from X to X' such that ω is the pullback of ω' , then f is an isometry for the flat metrics defined by ω and ω' .

As in the case of Abelian differentials, we define the moduli space of meromorphic differentials as the space of equivalence classes of translation surface with poles (X, ω) up to biholomorphism preserving the 1-form.

We denote by $\mathcal{H}(a_1, \dots, a_n, -b_1, \dots, -b_p)$ the *stratum* that corresponds to meromorphic 1-forms with zeroes of degrees a_1, \dots, a_n and poles of degrees b_1, \dots, b_p . A stratum is nonempty if and only if $\sum_{i=1}^n a_i - \sum_{j=1}^p b_j = 2g - 2$ for some integer $g \geq 0$ and if $\sum_{j=1}^p b_j > 1$

(not just one simple pole).

Strata are complex-analytic orbifolds with local coordinates given by the period map of the relative homology $H_1(X \setminus \Delta, \Lambda)$ where Δ is the set of poles and Λ is the set of zeroes [5]. Their complex dimension is $2g - 2 + n + p$.

On each stratum, $GL^+(2, \mathbb{R})$ acts by composition with coordinate functions [20]. As translation surfaces with poles have infinite area, we cannot normalize the area of the surface and thus must consider the full action of $GL^+(2, \mathbb{R})$.

3.5. Saddle connections. Unlike classical translation surfaces where there is an infinity of saddle connections, some translation surfaces with poles have a finite number of them.

Definition 3.2. A saddle connection is a geodesic segment joining two zeros of the translation surface such that all interior points are not conical singularities.

The number of saddle connections of a translation surface with poles is $GL^+(2, \mathbb{R})$ – invariant.

Proposition 3.3. *The number $|SC|$ of saddle connections of a translation surface with poles X changes lower semicontinuously in the moduli space (the number can only decrease as we pass to the limit).*

Proof. A saddle connection can only be broken if a conical singularity appears in the interior of the geodesic segment over the deformation. So for every saddle connection γ there is a neighborhood U_γ of the surface in the stratum for which the saddle connection γ still persists. Let A be a finite set of saddle connections of X , then every surface in $\bigcap_{\gamma \in A} U_\gamma$

has a number of saddle connections higher than $|A|$. Therefore one cannot approach a surface by a family of surfaces whose number of saddle connections would not approach it. \square

Saddle connections can form particularly nice triangulations for the combinatorial topology of flat surfaces. For this purpose, we need to introduce the concept of *ideal triangle*.

Definition 3.4. An *ideal polygon* is a finite area contractible domain of regular points bounded by a finite number of distinct saddle connections whose vertices are not necessarily distinct. An *ideal triangle* is an ideal polygon with three sides.

Saddle connections represent relative homology classes of $H_1(X \setminus \Delta, \Lambda)$ where Δ is the set of poles and Λ is the set of zeroes.

3.6. Index of a loop. The topological index of a loop is particularly easy to handle in flat geometry.

Definition 3.5. Let γ be a simple closed curve passing only through regular points. Then $t \mapsto \gamma'(t)$ defines a map from \mathbb{S}^1 to \mathbb{S}^1 . $Ind(\gamma)$ is the degree of this map.

3.7. Meromorphic differentials with prescribed residues. If certain conditions are respected, every configuration of residues can be realized by a surface in a given stratum.

Lemma 3.6. *Let $\mathcal{H}(a_1, \dots, a_n, -b_1, \dots, -b_m, -1^s)$ be a stratum of meromorphic differentials with s simple poles and m poles of higher order on a topological surface of genus g .*

Let $(\mu_1, \dots, \mu_m, \nu_1, \dots, \nu_s) \in \mathbb{C}^m \times (\mathbb{C}^*)^s$ be a family of numbers such that:

$$(i) \sum_{i=1}^m \mu_i + \sum_{j=1}^s \nu_j = 0.$$

(ii) Either $s \geq 1$ or there exists i such that $\mu_i \neq 0$.

Then there is a meromorphic differential in the ambient stratum such that the residues at the simple poles are (ν_1, \dots, ν_s) and the residues at the poles of higher order are (μ_1, \dots, μ_m) .

Proof. The case $m + s = 1$ (one unique pole) is trivial and true. The case $m = 0$ and $s = 2$ (two simple poles and no poles of higher order) is also true because the corresponding strata are nonempty [4] and the residues at simple poles are nontrivial. Rotating and rescaling provide every prescribed configuration of residues. In what follows, we exclude the previous cases. We first prove the lemma in the case $n = 1$ and $g = 0$.

We consider a stratum $\mathcal{H}(a, -b_1, \dots, -b_m, -1^s)$ of genus zero and a configuration of residues $(\mu_1, \dots, \mu_m, \nu_1, \dots, \nu_s)$. We are going to construct piece by piece a translation surface with poles with the adequate residues. We distinguish trivial and nontrivial residues.

In subsection 3.3, we construct neighborhoods of poles with nontrivial residues by removing the neighborhood of a semi-infinite line from an infinite cone. Thus, we get a translation surface (of infinite area) with a boundary that is a unique closed saddle connection whose holonomy corresponds to the residue at the pole. Analogously, we construct for every simple pole a semi-infinite cylinder whose boundary is a unique saddle connection whose holonomy corresponds to the residue at the pole. We call these surfaces *nontrivial pieces*.

For poles with trivial residues, we remove the neighborhood of two disjoint semi-infinite line from an infinite cone so as to get a translation surface whose boundary is the union of two closed saddle connections whose holonomy are opposed to each other. These saddle connections can have any nontrivial holonomy. We call these surfaces *trivial pieces*.

Then, we have to connect every piece with the others as in a linear graph. By hypothesis, we have at least two nontrivial pieces. We chose one of them as one of the two terminal vertices. Then, we connect to this nontrivial piece every trivial piece in succession by pasting one of their boundary component with one of the boundary component of the other piece. This is always possible because we can rotate and rescale every trivial piece. In the end, we have a big translation surface with a boundary that is a unique saddle connection and k nontrivial pieces remain. We paste these pieces along the sides of a $k + 1$ -gon. Therefore, we have a translation surface with poles in the stratum $\mathcal{H}(a, -b_1, \dots, -b_m, -1^s)$ with the prescribed residues.

We then generalize the previous result for higher genus. Let $\mathcal{H}(a, -b_1, \dots, -b_m, -1^s)$ be a stratum of genus g with a unique conical singularity. For every configuration of residues satisfying the conditions of the lemma, there is a surface X_0 in $\mathcal{H}(a - 2g, -b_1, \dots, -b_m, -1^s)$ that realizes it. As we excluded the cases where there is one unique pole or two simple poles, we have $a - 2g \geq 1$ and a sufficient number of singularities ($n + p \geq 3$). Then we start from the unique conical singularity in X and we cut along g slits. Then we paste cylinders inside each of them. This surgery is local so does not change the residues at the poles. Thus we get a surface of genus g in $\mathcal{H}(a, -b_1, \dots, -b_m, -1^s)$ with the prescribed residues. We have proved the lemma for every stratum with $n = 1$.

By now, we look for a surface with prescribed residues in $\mathcal{H}(a_1, \dots, a_n, -b_1, \dots, -b_m, -1^s)$. The case already proved provides a surface X in $\mathcal{H}(\sum_{i=1}^n a_i, -b_1, \dots, -b_m, -1^s)$. We then break up the unique conical singularity to get a surface in the wanted strata. Breaking up is a local surgery that replaces one conical singularity by several conical singularities

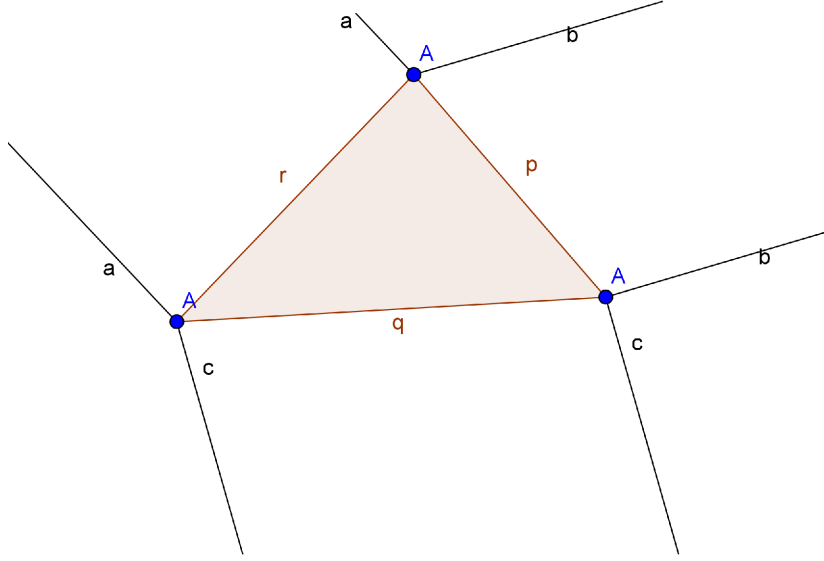


FIGURE 1. The core of the surface $X \in \mathcal{H}(1, -1^3)$ as in the picture is an ideal triangle.

connected by small saddle connections, see [4]. This surgery does not modify the residues at the poles. This ends the proof. \square

The conditions are sharp. If they are not satisfied, there are examples of configurations of residues that cannot be realized.

Example 3.7. In $\mathcal{H}(2, -2^2)$, every differential from the stratum is of the form $\lambda \frac{z^2}{(z-1)^2} dz$ where $\lambda \in \mathbb{C}^*$. Therefore, there is no meromorphic differential whose residues at the poles are both trivial.

4. CORE AND RELATED CONCEPTS

4.1. Core of a translation surface with poles. The core of a translation surface with poles was introduced in [10]. It relies on a notion of convexity that is natural in this context but whose consequences may seem counterintuitive.

Definition 4.1. A subset E of a translation surface with poles is *convex* if and only if every element of any geodesic segment between two points of E belongs to E .

The convex hull of a subset F of a translation surface with poles X is the smallest closed convex subset of X containing F .

The core of a translation surface with poles X is the convex hull $core(X)$ of the zeroes Λ of the meromorphic differential.

$\mathcal{IC}(X)$ is the interior of $core(X)$ in X and $\partial\mathcal{C}(X) = core(X) \setminus \mathcal{IC}(X)$ is its boundary.

The *core* is said to be degenerated when $\mathcal{IC}(X) = \emptyset$ that is when $core(X)$ is just graph $\partial\mathcal{C}(X)$.

We give some examples to illustrate the situations that can occur.

Example 4.2. For most $X \in \mathcal{H}(1, -1^3)$, $\mathcal{IC}(X) \neq \emptyset$, see Figure 1. We note that according to this definition of convexity, a singleton may be non convex.

Example 4.3. For some $X \in \mathcal{H}(2, -2)$, $core(X)$ is degenerated, see Figure 2.

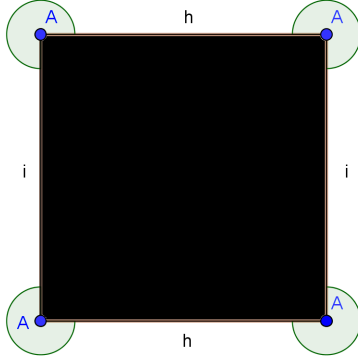


FIGURE 2. The core of this surface from $\mathcal{H}(2, -2)$ obtained from a plane with a rectangular hole is a bouquet of two circles.

Proposition 4.4. *For any translation surface with poles X , $\partial\mathcal{C}(X)$ is a finite union of saddle connections.*

Proof. Every pole has a neighborhood whose complement is convex (lemma 3.1). So, $\text{core}(X)$ belongs to a compact convex subset of X . By hypothesis, a regular point of $\partial\mathcal{C}(X)$ is in the closure of a sequence of geodesic segments that belong to $\text{core}(X)$. Therefore, $\partial\mathcal{C}(X)$ is locally isometric to a straight line around regular points. Since the core is compact and the lengths of saddle connections are bounded below by a positive number, $\partial\mathcal{C}(X)$ is a finite union of saddle connections. \square

Lemma 2.1 shows the core cuts out as many components as there are poles. We refer to these connected components as *domains of poles*.

Proof of Lemma 2.1. Taking a representative of a simple loop around a pole and stretching it as much as possible provides a piecewise geodesic boundary of the domain of this pole. Therefore, every pole belongs to a connected component homeomorphic to a disk. There is a similar construction for quadratic differentials in [15].

A connected component without a pole would be compact so there would be trajectories passing through the core, going into that connected component and getting back to the core. It is impossible because $\text{core}(X)$ is convex. So, there is exactly one pole in each connected component. \square

4.2. Maximal geodesic arc systems. In order to get bounds on the number of saddle connections, we examine the maximal number of noncrossing saddle connections that is more tractable. This information is encompassed in the maximal geodesic arc system structure[10].

Definition 4.5. A geodesic arc system on a translation surface with poles is a collection of saddle connections that intersect at most at conical singularities. A maximal geodesic arc system (MGAS) is a geodesic arc system that cannot be completed with another saddle connection.

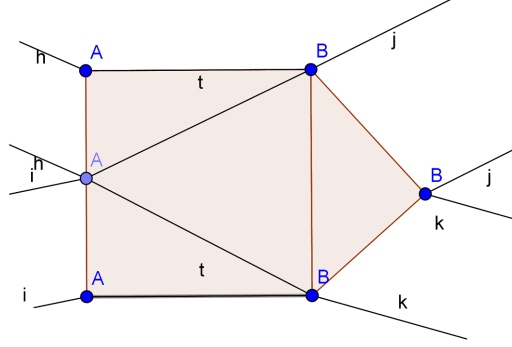


FIGURE 3. A surface in $\mathcal{H}(1^2, -1^4)$ with a maximal geodesic arc system including 8 saddle connections drawn on it

Lemma 4.6. *A maximal geodesic arc system on a surface X defines an ideal triangulation of $\text{core}(X)$ (2-cells of $\mathcal{IC}(X)$ are ideal triangles). Every conical singularity is a vertex of this triangulation.*

Proof. Every plane polygon has a triangulation and it is the same for flat surfaces, see Figure 3.

Every zero is a vertex of the triangulation because every zero can be connected to another zero through a broken line of saddle connections. Each of these connection either belongs to the maximal geodesic arc system or intersects the interior of some saddle connection of the MGAS. Therefore, for every couple of conical singularities, there is a broken line of saddle connections of the MGAS joining them. \square

Remark 4.7. The saddle connections of $\partial\mathcal{C}(X)$ belong to every MGAS.

We say that a maximal geodesic arc system defines a partial ideal triangulation of the surface. The 2-dimensional cells are either domains of poles or ideal triangles belonging to the interior of the core. We denote them by *interior faces*. There are p domains of poles and we define t as the number of interior faces.

Lemma 4.8. *Let $|A|$ be the number of edges of a maximal geodesic arc system for a translation surface with poles X belonging to $\mathcal{H}(a_1, \dots, a_n, -b_1, \dots, -b_p)$, then we have:*

$$|A| = 2g - 2 + n + p + t$$

Proof. Considering the Euler characteristic of the partial ideal triangulation defined by the maximal geodesic arc system, we have:

$$n - |A| + p + t = 2 - 2g$$

that is

$$|A| = 2g - 2 + p + n + t$$

\square

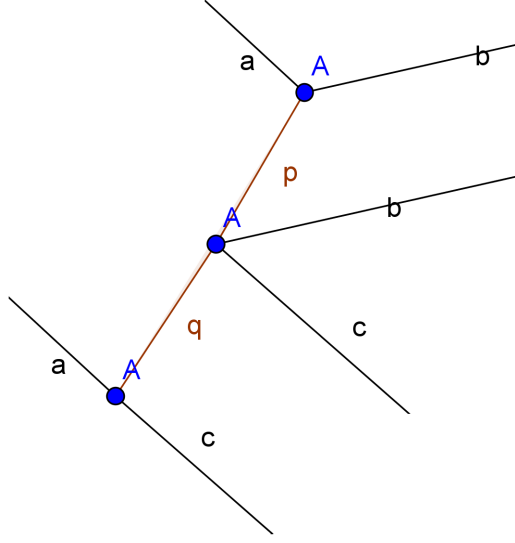


FIGURE 4. Two saddle connections of the boundary of the core sharing an angle of π .

4.3. Discriminant and walls-and-chambers structure. The following proposition is crucial to justify the definition we give of the discriminant of a stratum.

Proposition 4.9. *Let $\theta_1, \dots, \theta_m$ be the angles at the inner corners of the domain of a pole. Then for every $1 \leq i \leq m$, we have $\theta_i \geq \pi$.*

Proof. As $\partial\mathcal{C}(X)$ is a finite union of saddle connections, the boundary of the domain of a pole is a finite union of saddle connections too. We suppose there is an inner corner with an angle $0 \leq \theta_i < \pi$ between two saddle connections u and v at a conical singularity A . If we consider a sufficiently small neighborhood of A we can choose two points B and C on u and v such that there is a geodesic segment between B and C belonging to the domain of the pole. This contradicts convexity of $\text{core}(X)$. \square

Changes of the core define a walls-and-chambers structure on the strata.

Definition 4.10. A translation surface with poles X belongs to the discriminant of the stratum if and only if two consecutive saddle connections of the boundary of the core share an angle of π . Chambers are defined as the connected components of the complementary to the discriminant in the strata.

Example 4.11. Some $X \in \mathcal{H}(1, -1^3)$ belong to the discriminant Σ of the stratum, see Figure 4.

Proposition 4.12. *The discriminant is a $GL^+(2, \mathbb{R})$ -invariant hypersurface of real codimension one in the stratum.*

Proof. We suppose a translation surface with poles X such that two consecutive saddle connections γ and γ' belonging to the domain of the same pole are parallel (their relative homology classes are real colinear).

We consider a maximal geodesic arc system on X . We denote by B the abelian group generated by the saddle connections of this MGAS modulo the relations given by the ideal triangles of the triangulation defined by the MGAS. There are $2g - 2 + n + p + t$ generators and t independent relations (Lemma 4.8) so we have $rk(B) = 2g - 2 + n + p = rk(H_1(X \setminus \Delta, \Lambda))$. Every saddle connection represents an integer relative homology class. Besides, every integer relative homology class can be represented by a piecewise geodesic path whose components are saddle connections belonging to the given MGAS. Therefore, any relationship

between homology classes of saddle connections of the MGAS is a sum of triangle relations of the MGAS.

γ and γ' belong to $\partial\mathcal{C}(X)$ so belong to every MGAS. As they are parallel, there is a submanifold Y of X such that:

- Y is compatible with the triangulation defined by the MGAS.
- γ and γ' are the boundary of Y .

The total sum of residues in the boundary of Y is zero therefore γ and γ' cannot share an angle of π . There are no consecutive saddle connections that are parallel and share an angle of π .

If two homology classes are not parallel, the locus of real colinearity between them is of real codimension one.

The action of $GL^+(2, \mathbb{R})$ preserves lines so preserves the geometric condition satisfied by the surfaces of the discriminant. □

Many interesting quantities that are constant along the chambers are derived from the topological embedding of the boundary of the core.

Proposition 4.13. *The topological map on a translation surface with poles X defined by the embedded graph $\partial\mathcal{C}(X)$ is invariant along the chambers. The number and the degrees of the conical singularities belonging to each connected component of $\mathcal{IC}(X)$ are invariant too.*

Proof. A modification of the topological type of the embedded graph $\partial\mathcal{C}(X)$ in X is a modification of the topological type of the boundary of the domain of a pole. If a continuous path in the stratum modifies the topological map, it is because a conical singularity has crossed a saddle connection in the boundary of some domain of pole. Equivalently, the path crosses the discriminant. □

The number of saddle connections is not invariant as we deform a surface inside the chamber, see Figure 5. For these two surfaces, the topological structure of the core is the same. It is an ideal pentagon. The five domains of poles are infinite cylinders glued along the sides of the pentagon. We find that there are less saddle connections in the nonconvex pentagon. It is worth noting that the core is always convex in the sense of the flat metric without necessarily being convex as a plane polygon.

5. DYNAMICS

5.1. Types of trajectories. We essentially follow the definitions Strebel gives in [16].

Definition 5.1. Depending on the direction, a trajectory starting from a regular point is of one of the four following types:

- regular closed geodesic (the trajectory is periodic)
- critical trajectory (the trajectory reaches a zero in finite time)
- trajectory finishing at a pole (the trajectory converges to a pole as $t \rightarrow +\infty$)
- recurrent trajectory (infinite trajectory nonconverging to a pole)

Proposition 5.2. *Recurrent trajectories lie in the core and for any recurrent trajectory there is a saddle connection in the same direction.*

Proof. Lemma 3.1 states that every pole has a basis of neighborhoods whose complement is convex. So a trajectory that enters in one of these neighborhoods never comes back. Therefore, if a pole is in the closure of trajectory, then this trajectory finishes at this pole.

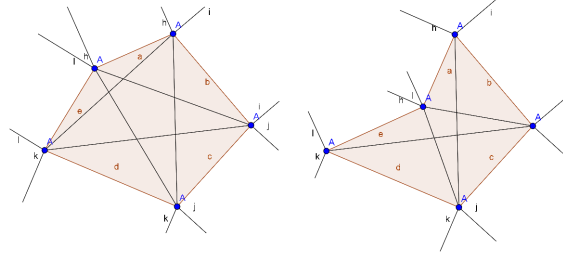


FIGURE 5. Two surfaces of $\mathcal{H}(3, -1^5)$: the first has 10 saddle connections while the second has 9 saddle connections.

So, every recurrent trajectory lies in a compact set. Consequently, the convex hull of a recurrent trajectory is a convex compact whose boundary has finite perimeter. As lengths of saddle connections are bounded below by a positive number, the boundary is a finite union of saddle connections following the direction of the recurrent trajectory. Therefore, it belongs to the core. \square

Proposition 5.3. *Regular closed geodesics follow saddle connection directions.*

Proof. A closed geodesic describes a cylinder bounded by either a simple pole and a chain of colinear saddle connections or two chains of saddle connections. A cylinder is not bounded by two simple poles because it would be a Riemann sphere without marked points and two simple poles. This would contradict $n > 0$. \square

Corollary 5.4. *Lebesgue-almost every trajectory that passes through a given point $x \in X$ finishes at a pole.*

Proof. Directions of saddle connections are countable. Directions of trajectories passing through x and finishing at a zero are countable too. \square

5.2. Decomposition in invariant components. For classical translation surfaces, invariant components for the vertical flow are cylinders and minimal components [12]. Theorem 2.2 shows that the picture is a little more complicated for translation surfaces with poles.

Proof of Theorem 2.2. There are finitely many saddle connections in a given direction so we get finitely many connected components. Periodic geodesics describe cylinders bounded by either a simple pole and a chain of colinear saddle connections or two chains of saddle connections. In a finite volume component different from a cylinder, the generic leaf is recurrent in two directions and the foliation is minimal because we cut along saddle connections. Thus the remaining components have infinite volume, where leaves go from a pole to another (or possibly return to the same pole) or to a zero for finitely many leaves. There is at least one pole in each infinite volume component and there is a unique simple pole at the end of each infinite volume cylinder. \square

Example 5.5. In $\mathcal{H}(1^2, -1^2)$, some surfaces have minimal components, see Figure 6.

Combinatorial considerations will give sharp bounds on the number of finite volume components but for now, we finish up with dynamical preliminary results.

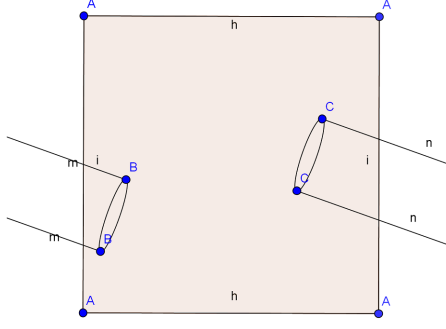


FIGURE 6. This surface is obtained by pasting two infinite cylinders along a pair of slits following an irrational leaf of a flat torus

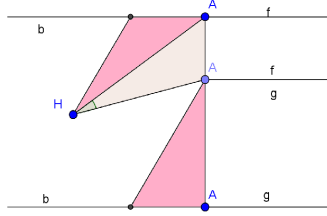


FIGURE 7. In this surface in $H(1, -1^3)$, set of directions of trajectories going from a particular point to a given pole is an infinite union of disjoint intervals.

5.3. Distribution of directions.

Proposition 5.6. *For any translation surface with poles X and $x \in X \setminus \Delta$, the set of directions θ such that the trajectory beginning in x along the θ direction finishes in a given pole p_i is open (possibly empty).*

Proof. A trajectory finishing at a pole stays at most a finite time if any in the core. Besides, it cannot return back to the core after leaving it. So $\exists \varepsilon > 0$ such that there is no conical singularity in a ε -tubular neighborhood of the trajectory. Therefore, we can slightly vary the direction while conserving a trajectory finishing at the same pole. \square

Corollary 5.7. *The set of directions going to each pole is measurable so there is a function that assigns to every regular point a probability measure on the set of poles corresponding to the measure of the set of directions going to each pole.*

Remark 5.8. For a point of a translation surface with poles, the set of directions defining trajectories going to a given pole can be an infinite union of disjoint intervals, see Figure 7.

The set of directions of saddle connections can be deeply studied with the tools of descriptive set theory [1]. We shall remain on the surface and merely look at the accumulation points of this set. Theorem 2.3 shows that they correspond to finite volume cylinders and minimal components.

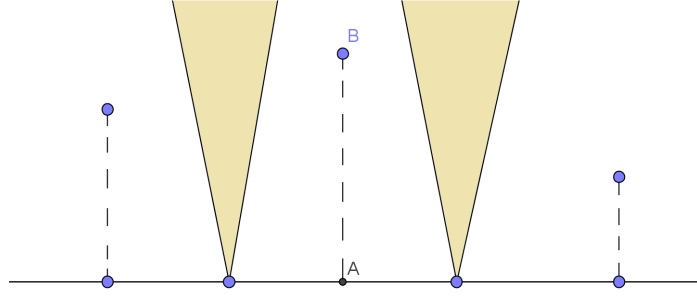


FIGURE 8. Vertical trajectories starting from points of a horizontal geodesic segment go to a pole.

Proof of Theorem 2.3. In a finite volume cylinder or in a minimal component along a given direction θ , one can always find a sequence of saddle connections such that the sequence of their directions converges to θ . So directions of finite volume cylinders and of minimal components are accumulation points of directions of saddle connections considered as points of the unit circle.

If there are no finite volume cylinders nor minimal components in a given direction, without loss of generality, we suppose by contradiction that the vertical direction is an accumulation direction of saddle connections. So, there is a conical singularity x_0 which is the origin of a family of saddle connections whose directions approach the vertical one. If we consider a small horizontal geodesic segment I passing through x_0 , every vertical trajectory starting from a point of this segment is a critical trajectory or a trajectory finishing at a pole, see Figure 8.

There is a finite number of critical trajectories in this segment because there is a finite number of zeroes and their opposite vertical trajectories leave the core after a finite time (there is a finite number of saddle connections in a given direction). So we can shorten our segment and get an open segment still containing x_0 such that all vertical trajectories starting from its points go to one and the same pole for points of the same side of the segment (left or right to x_0).

Following Proposition 5.6, there is an open interval of directions around the vertical one such that trajectories go to this pole. So, a family of saddle connections approaching the vertical cannot exist. \square

Corollary 5.9. *Let X be a translation surface with poles. The set of directions of saddle connections of X in the unit circle is a closed proper subset.*

Proof. Following Proposition 5.2, directions of minimal components and of the waist curves of cylinders are directions of saddle connections. Therefore, the set of directions of saddle connections contains its accumulation points. \square

Using a theorem of Vorobets stated in [19], we are able to prove existence of a finite volume cylinder inside every minimal component. This will be crucial to bridge infinity of saddle connections and the combinatorics of the singularity pattern of the strata. A similar result has been proved by Aulicino in [1] in the context of slit translation surfaces with a quite different proof.

Lemma 5.10. *Let X be a translation surface with or without poles. For a minimal component \mathcal{U} in the vertical direction, there is a family of regular periodic geodesics that describe a finite volume cylinder inside \mathcal{U} .*

Proof. As the boundary of \mathcal{U} is made of vertical saddle connections whose total holonomy is zero, we can glue the boundary components on each other while adding marked points if necessary or modifying the order of the conical singularities. We get a translation surface Y without poles but with some marked vertical saddle connections (those that have been glued on each other). The translation surface Y belongs to a stratum \mathcal{H} .

Following Theorem 1.3 of Vorobets in [19], there are two constants $A(\mathcal{H})$ and $L(\mathcal{H})$ such that in every surface M of \mathcal{H} , there is a cylinder whose area is at least $A(\mathcal{H})$ and whose length of waist curves is at most $L(\mathcal{H})$.

We apply the Teichmüller flow in the vertical direction to Y until the total length of the marked vertical saddle connections is smaller than $\frac{A(\mathcal{H})}{L(\mathcal{H})}$. We get a surface we denote by Y^1 . The total length of the marked vertical saddle connections in Y^1 is smaller than $\frac{A(\mathcal{H})}{L(\mathcal{H})}$ whereas there is a cylinder whose height is larger than $\frac{A(\mathcal{H})}{L(\mathcal{H})}$. Therefore, a portion of the waist curves of the cylinder does not cross the marked vertical saddle connections. Existence of such a regular closed geodesic is an invariant property for the Teichmüller flow so there is a finite volume cylinder in Y whose waist curves do not cross the marked vertical saddle connections. As Y has been obtained from \mathcal{U} by gluing the marked vertical saddle connections, there is a finite volume cylinder inside \mathcal{U} . \square

The previous lemma implies a simple characterization of surfaces with infinitely many saddle connections.

Proof of Corollary 2.4. Following Lemma 5.10, if there is a minimal component in some direction, there is a finite volume cylinder in the surface. Therefore, an infinite number of saddle connections implies existence of a finite volume cylinder. As there is an infinite number of saddle connections in every finite volume cylinder, the equivalence is proved. \square

6. REDUCIBILITY INDEX AND INVARIANT COMPONENTS

A sharp bound on the number of components invariant by the vertical flow has been proved in the case of classical translation surfaces by Naveh in [14].

We are going to prove a similar result for translation surfaces with poles. In this context, the combinatorics of the strata are more complicated so we need another structure in order to quantify specific obstructions.

Some complicated surfaces are constructed by connecting surfaces of genus zero with each other through cylinders, drawing a graph similar to a Lewis structure in chemistry. Such a possibility depends on the *singularity pattern* of the stratum, that is the set with multiplicities encoding degrees of zeroes and poles of a stratum, see Figure 9.

Graph representations of the strata are the decomposition graphs allowed by the combinatorics of the singularity pattern, see Definition 2.5.

Lemma 2.6 proves that cutting along cylinders actually realize graph representations that satisfy all the conditions.

Proof of Lemma 2.6. We prove that cutting along waist curves of cylinders of a family F in a surface X from a stratum \mathcal{H} , we define a graph representation of \mathcal{H} .

A finite volume cylinder is bounded at each end by a saddle connection so there is a conical singularity in every connected component. If family F is empty, we nevertheless

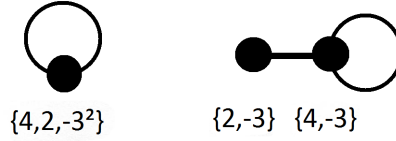


FIGURE 9. The two pure graph representations of $\mathcal{H}(4, 2, -3^2)$.

have $n \geq 1$ so there is a positive number in the singularity pattern of every connected component. Condition (i) is satisfied.

If cutting an edge of the graph G splits G into two connected components, then cutting along a waist curve of the corresponding cylinder splits X into two connected components. If every pole belonged to the same connected component, the condition on the sum of the residues would force waist curves of the cylinder to be homologous to zero. Therefore, condition (ii) is satisfied.

The flat structure of each connected component is that of a flat surface whose singularities are those of the corresponding family, plus a simple pole for every adjacent cylinder that has been cut. Therefore, we have $\sigma(i) - v_i = 2w_i - 2$ that is the formula of condition (iii). We defined a graph representation of the stratum. \square

For every combinatorially admissible graph representation of a stratum, Theorem 2.6 shows there is a surface realizing it. The combinatorial obstruction is the only one.

Proof of Theorem 2.7. Let $\mathcal{H} = \mathcal{H}(a_1, \dots, a_n, -b_1, \dots, -b_p)$ be a stratum of genus g and $(G, f_0, \dots, f_s, w_0, \dots, w_s)$ be a graph representation of level s of the stratum \mathcal{H} .

Adding to every family f_i a number of simple poles equal to the valency v_i of the vertex gives the combinatorics of a translation surface with poles of genus w_i . We must check that there is a sufficient number of singularities. In each family, there is at least one conical singularity so the only case we have to study is when $w_i = 0$. If the valency is at least two, there are at least three singularities. If the valency is one, then the sum of the degrees of the family is -1 and there is another pole. Finally, if the valency is zero, then the sum of the degrees of the family is -2 . Since by definition, the graph G is connected, the original stratum corresponds to genus zero and there are at least three singularities.

So, for every family f_i of the graph representation, there is a genus w_i stratum in which we can pick the adequate component for our decomposition. Indeed, residues of simple poles are nontrivial so we can use Lemma 3.2 in order to get a surface with prescribed residues at the poles in the stratum.

We construct the required surface by gluing cylinders along the boundaries of the domains of the added simple poles that correspond to valency. There are two conditions :

- the sum of the residues at the two ends of each of the t cylinders corresponding to edges is zero.
- the sum of the residues at the poles of the same vertex (including the simple poles corresponding to edges) sums to zero.

Thus, the problem is reduced to solving a linear system of $t + s + 1 = 2t + 1 + \sum_{i=0}^s w_i - g$

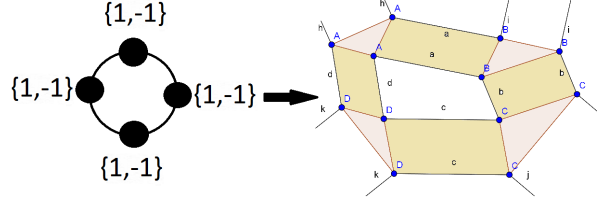


FIGURE 10. A graph representation of a surface in $\mathcal{H}(1^4, -1^4)$ and a flat realization.

equations with real coefficients in $2t + p$ indeterminates.

We first study the specific case where $g = \sum_{i=0}^s w_i$ and $p = 1$. Then, we have $t = s$. The genus of the graph is zero so cutting an edge splits the graph into two connected components. As we have $p = 1$, the graph is the trivial one (one vertex and no edges). This graph representation is realized by every surface in the stratum if we choose the family of cylinders to be the empty one.

Outside this specific case, the system is underdetermined. We are going to show that a totally real solution with nonzero values for every t -variable is always permitted.

The real solutions of the system form a linear subspace S of \mathbb{R}^{2t+p} . For a given variable, either it is zero for every solution of S or is nonzero outside a strict subspace of S . Therefore, in a generic solution of S , the only variables that have a null value are those that are zero for every solution of S . For every t -variable, we will construct specific solutions where this variable is nonzero in order to prove that all t -variables are nonzero for the generic solution.

We distinguish three kinds of t -variables:

- (i) those associated to an edge connecting a vertex to itself (a loop)
- (ii) those associated to an edge connecting two distinct vertices and whose cutting splits the graph into two connected components
- (iii) those associated to an edge connecting two distinct vertices and whose cutting does not split the graph into two connected components.

The value of a t -variable of the first kind has no impact on the total residue of its vertex so we can always choose a nontrivial real value.

For t -variables of the second kind, there is at least one pole in each component so a generic choice of real residues of poles give a nonzero real value for the t -variable.

In the third case, the edge associated to the t -variable belongs to a cycle. We can put to zero all variables excepted those corresponding to edges of the cycle and then pick real nontrivial values for the latter.

In conclusion, for every graph representation of any stratum we can construct the adequate surface. If we chose real nontrivial solutions, cylinders corresponding to edges are parallel. \square

Example 6.1. The singularity pattern of $\mathcal{H}(1^4, -1^4)$ can be splitted into four families $(1, -1)$ that can be arranged to form a cyclic graph of length 4, see Figure 10.

Remark 6.2. Realization of graph representations associates a combinatorial object to a translation surface with or without poles by cutting along waist curves of the distinguished family of finite volume cylinders. If we just pinch waist curves to nodal points, we get meromorphic 1-forms on stable curves whose dual graph is the graph we would have obtained

in the graph representation. Differentials on stable curves are a kind of half-way stage between combinatorial and geometrical objects. See [21] for differentials on stable curves.

The reducibility index κ measures combinatorially the possibility to decompose the object into simpler components. The combinatorial constraint $\kappa \leq n - 1$ is not the only one. There is another one that forces κ to be small when both the genus and the number of poles are small even if there are many conical singularities.

Proposition 6.3. *Let $\mathcal{H}(a_1, \dots, a_n, -b_1, \dots, -b_p)$ be a stratum of genus g . If $g = 0$ and $p = 1$ then $\kappa = 0$. Otherwise, we have $\kappa \leq 2g + 2p - 3$.*

Proof. We consider a pure graph representation of level κ of stratum \mathcal{H} .

Set c_i the number of vertices of valency equal to i . The valency sum formula states that $\sum_{i \geq 0} ic_i = 2(g + \kappa)$.

Moreover, we have $\sum_{i \geq 0} ic_i \geq 3 \sum_{i \geq 0} c_i - 3c_0 - 2c_1 - c_2 \geq 3(\kappa + 1) - 3c_0 - 2c_1 - c_2$.

Thus, $\kappa \leq 2g + 3c_0 + (c_1 + c_2) + c_1 - 3$.

There is a positive number in every family corresponding to a vertex in the graph decomposition so the valency of a vertex corresponding to a family without negative number is at least three. Consequently we have $c_1 \leq p$ and $c_1 + c_2 \leq p$.

Then we have $\kappa \leq 2g + 2p + 3c_0 - 3$.

Except in the case where $\kappa = 0$ and $g = 0$ there is no vertex without edge so $c_0 = 0$ when $g \geq 1$ or $\kappa \geq 1$.

When $g = 0$ either $\kappa = 0$ or $\kappa \leq 2g + 2p - 3$ so $\kappa = 0$ when $p = 1$. This ends the proof. \square

Moreover, in genus zero, there are classical arithmetic obstructions.

Proposition 6.4. *Let $\mathcal{H}(a_1, \dots, a_n, -b_1, \dots, -b_p)$ be a stratum of genus zero such that $\gcd(a_1, \dots, a_n, b_1, \dots, b_p) \neq 1$. Then the stratum is irreducible ($\kappa = 0$).*

Proof. In genus zero, a graph representation is a graph with no cycles. So there always exists a vertex with valency 1. We cannot find a subfamily of $a_1, \dots, a_n, -b_1, \dots, -b_p$ such that the sum of the degrees is -1 . Thus, $\kappa = 0$. \square

Remark 6.5. Proposition 6.4 shows that the bound based on Proposition 6.3 is very far from being sharp.

The following proposition reduces the calculation of the reducibility index κ of the strata of higher genus to those of genus zero.

Proposition 6.6. *Let $\mathcal{H} = \mathcal{H}(a_1, \dots, a_n, -b_1, \dots, -b_p)$ be a stratum of genus g . We have $\kappa(\mathcal{H}) = \kappa(\mathcal{H}')$ where $\mathcal{H}' = \mathcal{H}(a_1, \dots, a_n, -b_1, \dots, -b_p, -1^{2g})$ is the stratum of genus zero associated to \mathcal{H} by adding a sufficient number of simple poles to obtain genus zero.*

Proof. We consider a graph representation of level $\kappa(\mathcal{H})$ of stratum \mathcal{H} of genus g . Without loss of generality, we can choose a pure graph representation (see Definition 2.5). The graph of the graph representation has $g + \kappa$ edges (valency formula). We remove g edges in such a way the graph remains connected. We add to every vertex one simple pole per adjacent edge that has been removed.

In the new graph we get, if an edge becomes such that cutting it splits the graph into two connected components, it is because an edge connecting these two components has been cut. Therefore, there is at least one simple pole in each of these connected components. Thus, we get a graph representation of level $\kappa(\mathcal{H})$ of stratum \mathcal{H}' . Therefore, we have $\kappa(\mathcal{H}) \leq \kappa(\mathcal{H}')$.

Next, we consider a graph representation of level $\kappa(\mathcal{H}')$ of stratum \mathcal{H}' of genus zero. We pick randomly g pairs of simple poles among the families and remove them. For every pair removed, we draw an edge between their vertices (not necessarily distinct). We have

constructed a graph representation of level $\kappa(\mathcal{H}')$ of stratum \mathcal{H} of genus g . Therefore, we have $\kappa(\mathcal{H}) \geq \kappa(\mathcal{H}')$. This ends the proof. \square

In some specific cases, we are able to provide the value of the reducibility index of a stratum immediately.

Corollary 6.7. *Let $\mathcal{H}(a_1, \dots, a_n, -1^p)$ be a stratum of translation surfaces without poles (when $p = 0$) or whose poles are all simple (when $p \geq 2$). Then we have $\kappa = n - 1$.*

Proof. It suffices to check the case of strata $\mathcal{H}(a_1, \dots, a_n, -1^p)$ of genus zero (Proposition 6.6). In this case, we have $p = 2 + \sum_{i=1}^n a_i$. The case $n = 1$ is trivial so we assume $n \geq 2$. We form the following families $\{a_1, -1^{1+a_1}\}$, $\{a_2, -1^{1+a_2}\}$ and $\{a_i, -1^{a_i}\}$ for $3 \leq i \leq n$. We attribute to each family a vertex of a A_n graph and thus obtain a graph representation of level $n - 1$ of stratum $\mathcal{H}(a_1, \dots, a_n, -1^p)$. \square

In [14], Naveh proved a bound on the number of invariant components for the vertical flow in classical translation surfaces. We use the mechanism of graph representations to prove a more general result for translation surfaces where there may be poles.

Proof of Theorem 2.8. Let us suppose the existence of a surface X with at least $g + \kappa + 1$ finite volume components. These finite volume components are either minimal components or finite volume cylinders. Following Lemma 5.10, there is a finite volume cylinder inside every minimal component. So there are at least $g + \kappa + 1$ finite volume cylinders whose interiors are disjoint in the surface X . Such a surface X would realize a graph representation of level $\kappa + 1$ and would contradict the hypothesis.

For a stratum $\mathcal{H} = \mathcal{H}(a_1, \dots, a_n, -b_1, \dots, -b_p)$ of genus g and of reducibility index κ , there is a graph representation of level κ . According to Theorem 2.7, there is a surface realizing this graph representation such that the $g + \kappa$ edges are represented by parallel cylinders so the bound is sharp. \square

7. INFINITELY MANY SADDLE CONNECTIONS

The problem of existence of surfaces with an infinite number of saddle connections arises at the level of the strata and at the level of the chambers. For strata, we use the reducibility index to get a combinatorial characterization. For chambers, we get a dichotomy between chambers where some surfaces have a cylinder and chambers where the number of saddle connections is globally bounded.

7.1. Strata and infinity of saddle connections. In a few strata, all surfaces have finitely many saddle connections. In the other ones, some surfaces have infinitely many saddle connections. The previous theorems about the dynamics in translation surfaces with poles give information to distinguish the different families of strata.

The following examples show that different surfaces of the same stratum can have either finite or infinite number of saddle connections.

Example 7.1. In $\mathcal{H}(2, -2)$, some surfaces have a finite volume cylinder so have an infinite number of saddle connections and some have a finite number of saddle connections, see Figure 11.

The reducibility index is crucial to characterize the strata where an infinity of saddle connections can occur.

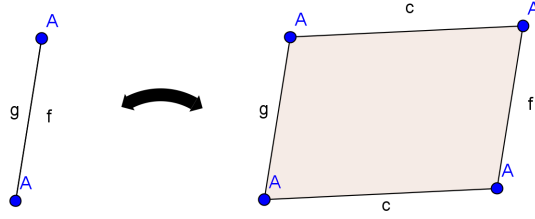
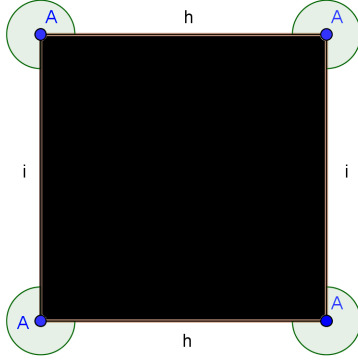


FIGURE 11. The two surfaces are representatives of two different chambers of $\mathcal{H}(2, -2)$.

Proof of Theorem 2.9. Following Corollary 2.4, a surface has an infinite number of saddle connections if and only if there is a finite volume cylinder of periodic geodesics in some direction.

If $g > 0$ or $\kappa > 0$, there is a graph representation of the surface with at least one edge so there is a surface with a cylinder in the stratum (Theorem 2.7).

Conversely, in an irreducible stratum, the bound in Theorem 2.8 shows that there is no finite volume component so the number of saddle connections is always finite. \square

We give some examples to illustrate the different phenomena that can occur.

Example 7.2. In $\mathcal{H}(3, -1^3)$, we have $g = 1$ and some surfaces have a cylinder so have an infinite number of saddle connections, see Figure 12.

Example 7.3. In $\mathcal{H}(1^2, -1^4)$, we have $\kappa = 1$ and some surfaces have infinitely many saddle connections, see Figure 13.

Example 7.4. In $\mathcal{H}(1, 7, -5^2)$, we have $\kappa = 0$ and all surfaces have finitely many saddle connections.

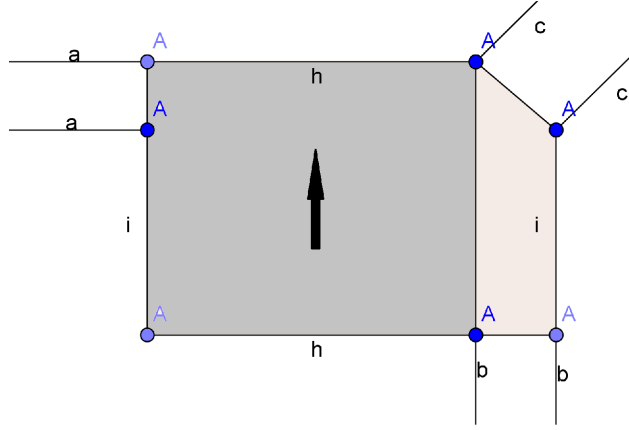


FIGURE 12. A surface in $\mathcal{H}(3, -1^3)$ with a cylinder in the vertical direction

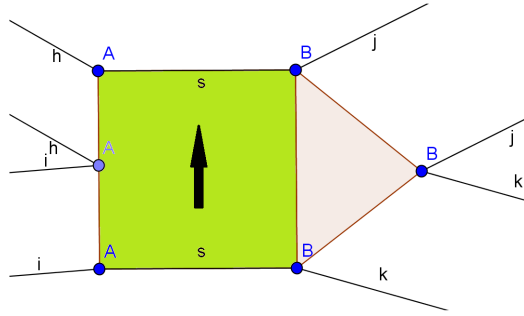


FIGURE 13. A surface in $\mathcal{H}(1^2, -1^4)$ with a cylinder in the vertical direction

A key feature of translation surfaces with poles is that they can have a finite number of saddle connections whereas it is impossible for usual translation surfaces. There is a construction of surfaces with finitely many saddle connections for every connected component of every stratum. Such a construction works essentially because translation surfaces with poles have infinite area.

Definition 7.5. Let α and θ be two distinct directions. The contraction flow is the action of the semigroup of matrices $C_{\alpha, \theta}^t$ conjugated to $\begin{pmatrix} e^{-t} & 0 \\ 0 & 1 \end{pmatrix}$ such that α is the contracted direction and θ is the preserved direction.

The contraction flow provides examples of surfaces whose core is degenerated and that have finitely many saddle connections.

Proof of Theorem 2.10. Let (X, ω) be a translation surface with poles. The set of directions of saddle connections of (X, ω) in the unit circle (Corollary 5.9) is a closed proper set. Let θ be a direction that is not a direction of saddle connection. As the lengths of saddle connections of (X, ω) are bounded below by a positive number, no saddle connection

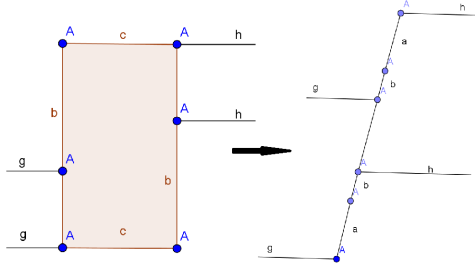


FIGURE 14. A surface in $\mathcal{H}(2, -1^2)$ and the surface obtained through the use of the contraction flow along a given direction

shrinks and the orbit of (X, ω) by a contraction flow preserving the direction θ converges to a translation surface with poles (X_0, ω_0) in the ambient stratum.

We consider geodesic foliation in direction θ . It is not the direction of a saddle connection (Proposition 5.2 and 5.3) so generic leaves go from a pole to another pole (or return to the same poles). They form strips separated by critical leaves. This decomposition characterizes the surface. We pass from a leaf to another following direction α . As direction α is preserved by the contraction flow, the limit of the decomposition in strips in the orbit of (X, ω) is another decomposition corresponding to a genuine translation surface with poles (X_0, ω_0) in the ambient stratum.

. As the contraction flow reduces the area of the core exponentially, $\text{core}(X_0)$ is degenerated. Then, there is no finite volume cylinder in (X_0, ω_0) (Theorem 2.3). The number of saddle connections is finite (Corollary 2.4). □

Example 7.6. In $\mathcal{H}(2, -1^2)$, pushing a surface through the contraction flow along a generic direction, we get a surface with finitely many saddle connections, see Figure 14.

The contraction flow is crucial to prove the sharpness of our lower bound on the number of saddle connections.

Proof of Theorem 2.13. We have $|A| = 2g - 2 + p + n + t$ where t is the number of ideal triangles in the triangulation defined by a maximal geodesic arc system (Lemma 4.8). The contraction flow gives examples of surfaces that have a degenerated core (Theorem 2.10). When $\text{core}(X)$ is degenerated, $\partial\mathcal{C}(X) = \text{core}(X)$ so all saddle connections belong to $\partial\mathcal{C}(X)$. Therefore, $|SC| = 2g - 2 + n + p$. □

For some strata, infinity of saddle connections is a generic property and in particular is true for every chamber that is outside the discriminant.

Proposition 7.7. *Let X be a translation surface with poles belonging to $\mathcal{H}(a_1, \dots, a_n, -1^2) \setminus \Sigma$. Then X has an infinite number of saddle connections.*

Proof. Since poles are simple, outside the discriminant, the boundary of each domain of a pole is a unique closed saddle connection. Residues of the meromorphic differential at the poles are opposed and nonzero. $\text{core}(X)$ is not degenerated because otherwise, the surface would be the pasting of two half-cylinders on each other, that is a surface of genus zero with two poles and no conical singularities.

If we consider the flow in the direction of the residues, $\text{core}(X)$ splits into a finite number of finite volume cylinders or minimal components where there are infinitely many saddle

connections.

□

7.2. Chambers and infinity of saddle connections. Contrary to the case of stratum where existence of surfaces with an infinite number of saddle connections has a combinatorial characterization, there is no easy characterization of chambers in terms of topological properties of the core.

Proof of Theorem 2.11. Let X be a surface in a chamber \mathcal{C} of a stratum \mathcal{H} . We are going to show that a high number of saddle connections in X implies existence of a cylinder for a surface in the same chamber as X .

First, we define angular sectors as one of these two objects:

- intervals of directions of conical singularities between two consecutive directions of saddle connections belonging to the boundary of $\mathcal{IC}(X)$.
 - circles of directions of conical singularities that belong to $\mathcal{IC}(X)$ (interior singularities).
- The number of angular sectors of the first kind is bounded by the number of saddle connections of $\partial\mathcal{C}(X)$. We can add to this graph one saddle connection per interior singularity in order to connect it to $\partial\mathcal{C}(X)$. We can choose them in such a way that these saddle connections do not cross each other (see proof of Lemma 4.6). Thus, the number of angular sectors is bounded by the maximal number of noncrossing saddle connections. Therefore, the number of angular sectors is bounded by $6g - 6 + 3n + 2p$ (Theorem 2.15). This quantity depends only on the stratum.

We denote by θ_s the total angle of angular sector s . We consider the saddle connections between two given angular sectors s and s' . We look for a pair of saddle connections between s and s' such that the angles they draw at the two ends are both strictly less than π . Using the pigeonhole principle, if there are at least $(1 + \lceil \frac{\theta_s}{\pi} \rceil)(1 + \lceil \frac{\theta_{s'}}{\pi} \rceil)$ saddle connections between s and s' , there is such a pair of distinct saddle connections. As the sum of angles at the inner corners of $\mathcal{IC}(X)$ is bounded by the maximal number of saddle connections (see proof of Lemma 8.1), the quantity $(1 + \lceil \frac{\theta_s}{\pi} \rceil)(1 + \lceil \frac{\theta_{s'}}{\pi} \rceil)$ is coarsely bounded by $(6g - 6 + 3n + 2p)^2$. This quantity depends only on the stratum.

We assume we have such a pair of saddle connections γ and γ' . Following γ from s to s' and γ' from s' to s defines a closed path. If γ and γ' intersect in some interior points, we consider only portions of these saddle connections between two intersection points or between one intersection point and one inner corner. Smoothing the path at the two turning points, we get a simple loop ϕ in $\mathcal{IC}(X) \setminus \Lambda$ (where Λ is the set of conical singularities). The loop ϕ is everywhere transverse to a given direction because there are only two turning points and the angles have been chosen to be strictly less than π .

We replace curve ϕ inside X by a flat ribbon whose boundary is formed by two curves that are isometric to ϕ . If the ribbon is thick enough, there is a periodic geodesic inside it. This periodic geodesic is a waist curve of a finite volume cylinder.

Besides, this surgery does not change the structure of the core so the surface we get is still in chamber \mathcal{C} . As there is a finite volume cylinder, the new surface has infinitely many saddle connections (Corollary 2.4).

The saddle connections of a surface X are distributed between those that belong to $\partial\mathcal{C}(X)$ (whose number is bounded by $6g - 6 + 3n + 2p$, see Theorem 2.14) and those that belong to $\mathcal{IC}(X)$. The latter number is the sum on the pair of angular sectors of the number of saddle connections between two of them. This number is bounded by $(6g - 6 + 3n + 2p)^4$ otherwise we could carry out the previous surgery. We can take $M(\mathcal{H}) = 2(6g - 6 + 3n + 2p)^4$

as bound on the number of saddle connections. This ends the proof of the dichotomy. \square

The following corollary provides a characterization of strata where every chamber is of bounded type. They are exactly irreducible strata.

Proof of Corollary 2.12. If \mathcal{H} is an irreducible stratum, then every surface has finitely many saddle connections (Theorem 2.8). If there were a chamber of unbounded type in \mathcal{H} , there would be a surface with infinitely many saddle connections (Theorem 2.10). So every chamber is of bounded type.

If \mathcal{H} is a reducible stratum, then there is a surface X in \mathcal{H} with infinitely many saddle connections (Theorem 2.8). The locus in \mathcal{H} where $|SC| = +\infty$ is an open set (Corollary 2.4). Besides, the discriminant has real codimension one (Proposition 4.12). Therefore, there is at least a chamber where there is a surface with infinitely many saddle connections. This chamber is of unbounded type.

As the number of saddle connections changes lower continuously in the stratum and the bound is satisfied in the chambers, the bound is satisfied as well in the discriminant. Therefore, the bound is satisfied in the whole stratum. \square

In very specific chambers, every surface has infinitely many saddle connections. This result is a counterpart of Proposition 7.7 for chambers.

Proposition 7.8. *Let \mathcal{C} be a chamber of a stratum \mathcal{H} such that the boundary of one connected component \mathcal{U} of \mathcal{IC} is exactly a pair of saddle connections. Then every surface X in \mathcal{C} has infinitely many saddle connections. Chamber \mathcal{C} is of unbounded type.*

Proof. We consider a surface X in \mathcal{C} . The holonomies of the two saddle connections of the boundary of \mathcal{U} are opposite to one another. Thus, if we consider the flow in the direction of the holonomy of the saddle connections, trajectories of \mathcal{U} are either minimal or periodic because they cannot leave \mathcal{U} (trajectories are parallel to the boundary). Therefore, there are infinitely many saddle connections in X (Theorem 2.3). \square

8. UPPER BOUNDS ON THE MAXIMAL NUMBER OF NONCROSSING SADDLE CONNECTIONS

The following is a preparatory result to an upper bound depending on the combinatorics of the stratum.

For a pole P_j of order b_j , we denote by d_j the number of saddle connections of the boundary of the domain P_j whose two sides belong to the domain and by e_j the number of saddle connections one side of which belongs to the domain of P_j and another side belongs to another domain of pole or to the interior of the core. We define $\beta = 2 \sum_{j=1}^p d_j + \sum_{j=1}^p e_j$ as the boundary number of the surface.

Lemma 8.1. *Let X be a translation surface with poles of $\mathcal{H}(a_1, \dots, a_n, -b_1, \dots, -b_p)$. Set $|A|$ the number of edges of a maximal arc geodesic system and β the boundary number of the surface. Then $|A| = 6g - 6 + 3n + 3p - \beta$.*

Besides, $|A|$ is constant in each chamber.

Proof. We define ϕ_j as the sum of angles at the inner corners of the boundary of the domain of pole P_j .

The degree of the Gauss map of a simple loop around a pole of order k is $k - 1$. This loop can be deformed in order to be as close as necessary to the boundary of the domain of the

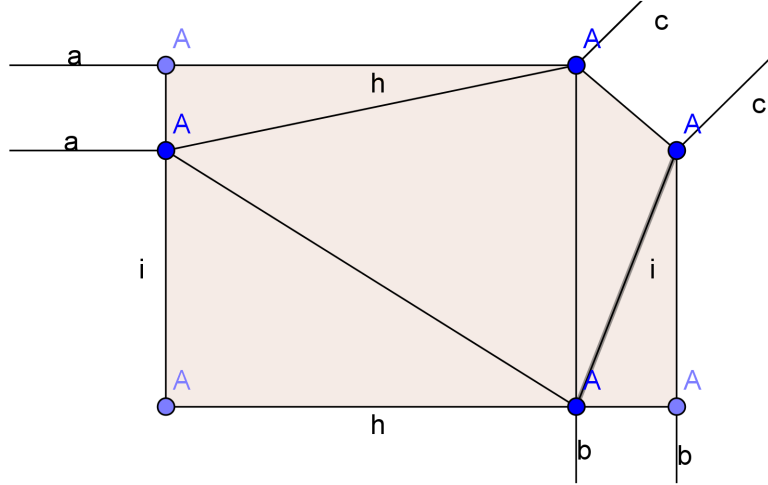


FIGURE 15. A surface in $\mathcal{H}(3, -1^3)$ with a maximal geodesic arc system including 9 saddle connections drawn on it

pole. The boundary of the domain of the pole is a broken line of saddle connections and therefore the sum of angular defects of the corners of the domain of the pole is $2\pi(k-1)$. The d_j saddle connections whose two sides belong to the domain of the pole should be counted twice. Therefore, ϕ_j is given by the following formula:

$$\phi_j = 2\pi d_j + \pi e_j + 2\pi(b_j - 1)$$

Then, we get:

$$\sum_{j=1}^p \phi_j = 2\pi \sum_{j=1}^p d_j + \pi \sum_{j=1}^p e_j + 2\pi \sum_{j=1}^p (b_j - 1)$$

Let t the number of ideal triangles in the triangulation of $\text{core}(X)$ given by the maximal geodesic arc system. The sum of the angles for $\mathcal{IC}(X)$ is πt .

The total sum of angles of conical singularities is $2\pi \sum_{i=1}^n (a_i + 1)$ so we have:

$$\pi t = 2\pi \sum_{i=1}^n (a_i + 1) - 2\pi \sum_{j=1}^p d_j - \pi \sum_{j=1}^p e_j - 2\pi \sum_{j=1}^p (b_j - 1)$$

Using $\sum_{i=1}^n a_i - \sum_{j=1}^p b_j = 2g - 2$ and simplifying, we get:

$$t = 4g - 4 + 2n + 2p - 2 \sum_{j=1}^p d_j - \sum_{j=1}^p e_j$$

We have $|A| = 2g - 2 + n + p + t$ (Lemma 4.8) so we get:

$$|A| = 6g - 6 + 3n + 3p - 2 \sum_{j=1}^p d_j - \sum_{j=1}^p e_j$$

The formula depends only on the shape of $\partial\mathcal{C}(X)$ so is an invariant of chambers. \square

An elementary consequence of these previous calculations is a generic lower bound in the case where all poles are simple, see Figure 15 for an example.

Proof of Theorem 2.14. Outside the discriminant, the domains of simple poles are bounded by a single closed saddle connection so we have $\beta = p$ and $|A| = 6g - 6 + 3n + 2p$ (Lemma 8.1). \square

Remark 8.2. For an abelian differential, the number of edges of a maximal geodesic arc system is $6g - 6 + 3n$, see Proposition 2.1 in [19].

Combining the geometric and combinatorial constructions we introduced, we finally get an upper bound on the number of edges of maximal geodesic arc systems. It is quite remarkable that the bound does not depend on the individual degrees of the zeroes and poles of the stratum.

Proof of Theorem 2.15. Every domain of pole is bounded by at least one saddle connection so we have $\beta \geq p$. Using Lemma 8.1, we get:

$$|A| \leq 6g - 6 + 3n + 3p - \beta \leq 6g - 6 + 3n + 2p$$

\square

The bound is not sharp. In many cases, it can be slightly improved. The following proposition provides some examples.

Proposition 8.3. *Let X be a translation surface with poles of $\mathcal{H}(a_1, \dots, a_n, -b_1, \dots, -b_p)$. Let $|A|$ be the number of edges of a maximal arc geodesic system. We have:*

- $|A| \leq 6g + 3n - 5$ if $p = 1$ and $g \geq 1$.
- $|A| \leq 3n - 6$ if $p = 1$, $n \geq 3$ and $g = 0$.
- $|A| \leq 3n - 3$ if $p = 2$, $n \geq 2$ and the stratum is irreducible.

Proof. In the specific case $p = 1$, $|A| = 6g + 3n - 4$ means $\beta = 1$ so the boundary of the domain of the pole is a unique saddle connection. However, the residue at the pole is zero. This is a contradiction so we can slightly enhance the bound.

In the cases where there is no cylinder in the stratum, $\text{core}(X)$ cannot have two saddle connections as a boundary. So we have $\beta \geq 3$. \square

Now that we have lower and upper bound on the maximal number of noncrossing saddle connections, it is natural to ask if every natural number in the interval is realized in the stratum. Some examples show it is not always true.

Proposition 8.4. *Let X be a translation surface with poles of $\mathcal{H}(1^2, -2^2)$ and $|A|$ the number of edges of a maximal geodesic arc system. There are two types of surfaces:*

- $|A| = 2$, $\text{core}(X)$ is degenerated and $|SC| = 2$.
- $|A| = 4$, $\text{core}(X)$ is a finite volume cylinder and $|SC| = +\infty$.

Proof. Theorems 2.13 and 2.15 imply that $2 \leq |A| \leq 4$. $|A| = 2$ if and only if $\text{core}(X)$ is degenerated. In this case, $|A| = |SC| = 2$.

Lemma 8.1 gives restrictions on the maximal number of noncrossing saddle connections:

$$|A| = 6g - 6 + 3n + 3p - 2 \sum_{j=1}^p d_j - \sum_{j=1}^p e_j$$

If $|A| = 4$, then the boundary of each of the two domains of poles is a single closed saddle connection and their holonomy vectors are opposed. Therefore, $\text{core}(X)$ is not degenerated and is an invariant component for the flow in this direction. So $\text{core}(X)$ is a cylinder and X has infinitely many saddle connections.

We show now that the case $|A| = 3$ is not possible in this stratum. Following the same equation, $\text{core}(X)$ would be an ideal triangle. One of its edges would be a closed saddle

connection joining conical singularity x_1 to itself. This edge would be the whole boundary of the domain of pole y_1 . Consequently, the domain of pole y_2 would be bounded by the two other sides of the ideal triangle. These sides would be saddle connections joining x_1 to x_2 .

Let θ be the angle of conical singularity x_2 in $\text{core}(X)$. So $4\pi - \theta$ is the angle of x_2 in the domain of pole y_2 . Then, θ is the angle of x_1 in the domain of pole y_2 . As $0 < \theta < \pi$, this contradicts convexity of $\text{core}(X)$ (see Proposition 4.9). So $|A| = 3$ is not possible. \square

REFERENCES

- [1] D. Auricino. *The Cantor-Bendixson rank of certain Bridgeland-Smith stability conditions*. Preprint, [arXiv:1512.02336](#), 2015.
- [2] M. Baker. *Specialization of linear systems from curves to graphs*. Algebra and Number Theory, Volume 2, Issue 6, 613-653, 2008.
- [3] M. Bainbridge, D. Chen, Q. Gendron, S. Grushevsky, M. Möller. Compactification of strata of abelian differentials. in preparation.
- [4] C. Boissy. *Connected components of the strata of the moduli space of meromorphic differentials*. Commentarii Mathematici Helvetici, Volume 90, Issue 2, 255-286, 2015.
- [5] T. Bridgeland, I. Smith. *Quadratic differentials as stability conditions*. Publications de l'IHES, Volume 121, Issue 1, 155-278, 2015.
- [6] A. Eskin, M. Kontsevich, A. Zorich. *Sum of Lyapunov exponents of the Hodge bundle with respect to the Teichmüller geodesic flow*. Publications de l'IHES, Volume 120, Issue 1, 207-333, 2014.
- [7] A. Eskin, H. Masur, A. Zorich. *Moduli spaces of abelian differentials : the principal boundary, counting problems and the Siegel-Veech constant*. Publications de l'IHES, Volume 97, Issue 1, 61-179, 2003.
- [8] G. Farkas, R. Pandharipande. *The moduli space of twisted canonical divisors*. Preprint, [arXiv:1508.07940](#), 2015.
- [9] Q. Gendron. *The Deligne-Mumford and the Incidence Variety Compactifications of the Strata of $\Omega\mathcal{M}_g$* . Preprint, [arXiv:1503.03338](#), 2015.
- [10] F. Haiden, L. Katzarkov, M. Kontsevich. *Flat surfaces and stability structures*. Preprint, [arXiv:1409.8611](#), 2015.
- [11] S. Lando, A. Zvonkin. *Graphs on surfaces and their applications*. Encyclopedia of Mathematical Sciences, 2004.
- [12] A. Maier. *Trajectories on the closed orientable surfaces*. Math. Sbornik, Volume 12, 71-84, 1943.
- [13] H. Masur, A. Zorich. *Multiple saddle connections on flat surfaces and the principal boundary of the moduli spaces of quadratic differentials*. Geometric and Functional Analysis, Volume 18, Issue 3, 919-987, 2008.
- [14] Y. Naveh. *Tight upper bounds on the number of invariant components of translation surfaces*. Israel Journal of Mathematics, Volume 165, 211-231 2008.
- [15] K. Rafi. *Thick-thin decomposition for quadratic differentials*. Mathematical Research Letters, Volume 14, No 2, 333-341 2007.
- [16] K. Strebel. *Quadratic Differentials*. Ergebnisse der Mathematik und ihrer Grenzgebiete, Volume 5, 1984.
- [17] W. Veech. *Moduli spaces of quadratic differentials*. Journal d'Analyse Mathématique, Volume 55, Issue 1, 117-171, 1990.
- [18] M. Viana. *Ergodic theory of interval exchange maps*. Revista Matemática Complutense, 2006.
- [19] Y. Vorobets. *Periodic geodesics on translation surfaces*. Preprint, [arXiv:0307249](#), 2005.
- [20] A. Zorich. *Flat Surfaces*. Frontiers in Physics, Number Theory and Geometry, 439-586, 2006.
- [21] D. Zvonkine. *Strebel differentials on stable curves and Kontsevich's proof of Witten's conjecture*. [arXiv:0209071](#), 2003.

(Guillaume Tahar) INSTITUT DE MATHÉMATIQUES DE JUSSIEU - UMR CNRS 7586