

EUROPEAN ORGANISATION FOR NUCLEAR RESEARCH (CERN)



Submitted to: JHEP



CERN-EP-2016-058
3rd June 2016

**Search for the Standard Model Higgs boson decaying into $b\bar{b}$
produced in association with top quarks decaying hadronically in
 pp collisions at $\sqrt{s}=8$ TeV with the ATLAS detector**

The ATLAS Collaboration

Abstract

A search for Higgs boson production in association with a pair of top quarks ($t\bar{t}H$) is performed, where the Higgs boson decays to $b\bar{b}$, and both top quarks decay hadronically. The data used correspond to an integrated luminosity of 20.3 fb^{-1} of pp collisions at $\sqrt{s} = 8$ TeV collected with the ATLAS detector at the Large Hadron Collider. The search selects events with at least six energetic jets and uses a boosted decision tree algorithm to discriminate between signal and Standard Model background. The dominant multijet background is estimated using a dedicated data-driven technique. For a Higgs boson mass of 125 GeV, an upper limit of 6.4 (5.4) times the Standard Model cross section is observed (expected) at 95% confidence level. The best-fit value for the signal strength is $\mu = 1.6 \pm 2.6$ times the Standard Model expectation for $m_H = 125$ GeV. Combining all $t\bar{t}H$ searches carried out by ATLAS at $\sqrt{s} = 8$ and 7 TeV, an observed (expected) upper limit of 3.1 (1.4) times the Standard Model expectation is obtained at 95% confidence level, with a signal strength $\mu = 1.7 \pm 0.8$.

© 2016 CERN for the benefit of the ATLAS Collaboration.

Reproduction of this article or parts of it is allowed as specified in the CC-BY-4.0 license.

Contents

1	Introduction	3
2	The ATLAS detector	4
3	Object reconstruction	4
4	Event selection	5
5	Signal and background modelling	5
5.1	Signal model	5
5.2	Simulated backgrounds	6
5.3	Common treatment of MC samples	7
5.4	Multijet background estimation using data: the TRF _{MJ} method	8
5.5	Validation of the TRF _{MJ} method in data and simulation	9
6	Multijet trigger efficiency	10
7	Event classification	11
8	Analysis method	12
9	Systematic uncertainties	16
10	Statistical methods	19
11	Results	20
12	Combination of $t\bar{t}H$ results at $\sqrt{s} = 7$ and 8 TeV	26
12.1	Individual $t\bar{t}H$ measurements and results	26
12.1.1	$H \rightarrow b\bar{b}$ (single lepton and dilepton $t\bar{t}$ decays)	26
12.1.2	$H \rightarrow (WW^{(*)}, \tau\tau, ZZ^{(*)}) \rightarrow$ leptons	26
12.1.3	$H \rightarrow \gamma\gamma$	27
12.2	Correlations	27
12.3	Results of the combination	27
12.3.1	Signal strength	27
12.3.2	Couplings	28
13	Conclusion	30

1 Introduction

After the discovery of a new boson with a mass of around 125 GeV in July 2012 by the ATLAS [1] and CMS [2] collaborations, the focus has now shifted to confirming whether this particle is the Standard Model (SM) Higgs boson [3–6] or another boson. While any deviation from SM predictions would indicate the presence of new physics, all measurements of the properties of this new boson thus far performed at the Large Hadron Collider (LHC), including spin, parity, total width, and coupling to SM particles, are consistent with the SM prediction [7–12].

Because of its large mass, the top quark is the fermion with the largest Yukawa coupling (y_t) to the Higgs field in the SM, with a value close to unity. The coupling y_t is experimentally accessible by measuring the gluon fusion (ggF) production process or the $H \rightarrow \gamma\gamma$ decay, where a sizeable contribution derives from a top-quark loop. This case requires the assumption that no new physics contributes with additional induced loops in order to measure y_t . Currently, the only process where y_t can be accessed directly is the production of a top-quark pair in association with a Higgs boson ($t\bar{t}H$).

The results of searches for the Higgs boson are usually expressed in terms of the signal-strength parameter μ , which is defined as the ratio of the observed to the expected number of signal events. The latter is calculated using the SM cross section times branching ratio [13]. The combined $t\bar{t}H$ signal strength measured by the CMS Collaboration [14], obtained by merging searches in several final states, is $\mu = 2.8 \pm 1.0$. The ATLAS Collaboration has searched for a $t\bar{t}H$ signal in events enriched in Higgs boson decays to two massive vector bosons or τ leptons in the multilepton channel [15], finding $\mu = 2.1_{-1.2}^{+1.4}$, for $t\bar{t}H(H \rightarrow b\bar{b})$ [16] in final states with at least one lepton obtaining $\mu = 1.5 \pm 1.1$, and for $t\bar{t}H(H \rightarrow \gamma\gamma)$ [17] measuring $\mu = 1.3_{-1.7}^{+2.6}$.

Among all $t\bar{t}H$ final states, the one where both W bosons from $t \rightarrow Wb$ decay hadronically and the Higgs boson decays into a $b\bar{b}$ pair has the largest branching ratio, but also the least signal purity. This paper describes a search for this all-hadronic $t\bar{t}H(H \rightarrow b\bar{b})$ decay mode. The analysis uses proton–proton collision data corresponding to an integrated luminosity of 20.3 fb^{-1} at center-of-mass energy $\sqrt{s} = 8 \text{ TeV}$ recorded with the ATLAS detector at the LHC.

At Born level, the signal signature is eight jets, four of which are b -quark jets. The dominant background is the non-resonant production of multijet events. For this analysis, a data-driven method is applied to estimate the multijet background by extrapolating its contribution from a control region with the same jet multiplicity, but a lower multiplicity of jets containing b -hadrons than the signal process. The parameters used for the extrapolation are measured from a control region and checked using Monte Carlo (MC) simulations. Other subdominant background processes are estimated using MC simulations. To maximise the signal sensitivity, the events are categorised according to their number of jets and jets identified as containing b -hadrons (b -tagged). A boosted decision tree (BDT) algorithm, based on event shape and kinematic variables, is used to discriminate the signal from the background. The extraction of μ is performed through a fit to the BDT discriminant distribution. After the fit the dominant uncertainty is the $t\bar{t} + b\bar{b}$ production cross section. The sensitivity is also limited by systematic uncertainties from the data-driven method used for the modelling of the large non-resonant multijet production.

2 The ATLAS detector

The ATLAS detector [18] consists of an inner tracking detector surrounded by a thin superconducting solenoid magnet providing a 2 T axial magnetic field, electromagnetic and hadron calorimeters, and a muon spectrometer incorporating three large superconducting toroid magnets. The inner detector (ID) comprises the high-granularity silicon pixel detector and the silicon microstrip tracker covering the pseudorapidity¹ range $|\eta| < 2.5$, and the straw-tube transition radiation tracker covering $|\eta| < 2.0$. The electromagnetic calorimeter covers $|\eta| < 3.2$ and consists of a barrel and two endcap high-granularity lead/liquid-argon (LAr) calorimeters. An additional thin LAr presampler covers $|\eta| < 1.8$. Hadron calorimetry is provided by a steel/scintillator-tile calorimeter, which covers the region $|\eta| < 1.7$, and two copper/LAr hadron endcap calorimeters. To complete the pseudorapidity coverage, copper/LAr and tungsten/LAr forward calorimeters cover up to $|\eta| = 4.9$. Muon tracking chambers precisely measure the deflection of muons in the magnetic field generated by superconducting air-core toroids in the region $|\eta| < 2.7$. A three-level trigger system selects events for offline analysis [19]. The hardware-based Level-1 trigger is used to reduce the event rate to a maximum of 75 kHz, while the two software-based trigger levels, Level-2 and Event Filter (EF), reduce the event rate to about 400 Hz.

3 Object reconstruction

The all-hadronic $t\bar{t}H$ final state is composed of jets originating from (u , d , s)-quarks or gluons (light jets) and jets from c - or b -quarks (heavy-flavour jets). Electrons and muons, selected in the same way as in Ref. [16], are used only to veto events that would overlap with the $t\bar{t}H$ searches in final states with leptons.

At least one reconstructed primary vertex is required, with at least five associated tracks with $p_T \geq 400$ MeV, and a position consistent with the luminous region of the beams in the transverse plane. If more than one vertex is found, the primary vertex is taken to be the one which has the largest sum of the squared transverse momenta of its associated tracks.

Jets are reconstructed with the anti- k_r algorithm [20–22], with a radius parameter $R = 0.4$ in the (η, ϕ) plane. They are built from calibrated topological clusters of energy deposits in the calorimeters [18]. Prior to jet finding, a local cluster calibration scheme [23, 24] is applied to correct the topological cluster energies for the effects of non-compensating calorimeter response, dead material, and out-of-cluster leakage. After energy calibration based on in-situ measurements [25], jets are required to have transverse momentum $p_T > 25$ GeV and $|\eta| < 2.5$. During jet reconstruction, no distinction is made between identified electrons and jet energy deposits. To avoid double counting electrons as jets, any jet within a cone of size $\Delta R = \sqrt{(\Delta\phi)^2 + (\Delta\eta)^2} = 0.2$ around a reconstructed electron is discarded. After this, electrons within a $\Delta R = 0.4$ of a remaining jet are removed.

To avoid selecting jets from additional pp interactions in the same event (pile-up), a loose selection is applied to the jet vertex fraction (JVF), defined as the ratio of the scalar sum of the p_T of tracks matched

¹ ATLAS uses a right-handed coordinate system with its origin at the nominal interaction point (IP) in the centre of the detector and the z -axis coinciding with the axis of the beam pipe. The x -axis points from the IP to the centre of the LHC ring, and the y -axis points upward. Cylindrical coordinates (r, ϕ) are used in the transverse plane, ϕ being the azimuthal angle around the beam pipe. The pseudorapidity is defined in terms of the polar angle θ as $\eta = -\ln \tan(\theta/2)$. Transverse momentum and energy are defined as $p_T = p \sin \theta$ and $E_T = E \sin \theta$ respectively.

to the jet and originating from the primary vertex to that of all tracks matched to the jet. This criterion, $JVF \geq 0.5$, is only applied to jets with $p_T < 50$ GeV and $|\eta| < 2.4$.

Jets are b -tagged by means of the MV1 algorithm [26]. It combines information from track impact parameters and topological properties of secondary and tertiary decay vertices which are reconstructed within the jet. The working point used for this search corresponds to a 60% efficiency to tag a b -quark jet, a light-jet rejection factor of approximately 700 and a charm-jet rejection factor of 8, as determined for jets with $p_T > 25$ GeV and $|\eta| < 2.5$ in simulated $t\bar{t}$ events [26]. The tagging efficiencies obtained in simulation are adjusted to match the results of the calibrations performed in data [26].

4 Event selection

This search is based on data collected using a multijet trigger, which requires at least five jets passing the EF stage, each having $p_T > 55$ GeV and $|\eta| < 2.5$. Events are discarded if any jet with $p_T > 20$ GeV is identified as out-of-time activity from a previous pp collision or as calorimeter noise [27].

The five leading jets in p_T are required to have $p_T > 55$ GeV with $|\eta| < 2.5$ and all other jets are required to have $p_T > 25$ GeV and $|\eta| < 2.5$. Events are required to have at least six jets, of which at least two must be b -tagged. Events with well-identified isolated muons or electrons with $p_T > 25$ GeV are discarded in order to avoid overlap with other $t\bar{t}H$ analyses.

To enhance the sensitivity, the selected events are categorised into various distinct regions, according to their jet and b -tag multiplicities: the region with m jets, of which n are b -jets, is referred to as “ (m_j, n_b) ”.

5 Signal and background modelling

5.1 Signal model

The $t\bar{t}H$ signal process is modelled using matrix elements calculations obtained from the HELAC-Oneloop package [28] with next-to-leading order (NLO) accuracy in α_s . POWHEG-BOX [29–31] serves as an interface to the MC programs used to simulate the parton shower and hadronisation. The samples created using this approach are referred to as PowHEL samples [32]. They include all SM Higgs boson and top-quark decays and use the CT10NLO [33] parton distribution function (PDF) sets with the factorisation (μ_F) and renormalisation (μ_R) scales set to $\mu_F = \mu_R = m_t + m_H/2$. The PowHEL $t\bar{t}H$ samples use PYTHIA 8.1 [34] to simulate the parton shower with the CTEQ6L1 [35] PDF and the AU2 underlying-event set of generator parameters (tune) [36], while HERWIG [37] is used to estimate systematic uncertainties due to the fragmentation modelling.

For these $t\bar{t}H$ samples the cross-section normalisations and the Higgs boson decay branching fractions are taken from the NLO QCD and from the NLO QCD + EW theoretical calculations [13] respectively. The masses of the Higgs boson and the top quark are set to 125 GeV and to 172.5 GeV respectively.

5.2 Simulated backgrounds

The dominant background to the all-hadronic $t\bar{t}H$ signal is multijet production, followed by $t\bar{t}$ + jets production. Small background contributions come from the production of a single top quark and from the associated production of a vector boson and a $t\bar{t}$ pair, $t\bar{t}V$ ($V = W, Z$). The multijet background is determined from data using a dedicated method described in Section 5.4. The other background contributions are estimated using MC simulations.

The multijet events, which are used for jet trigger studies and for the validation of the data-driven multijet background estimation, are simulated with PYTHIA 8.1 using the NNPDF2.3 LO [38] PDFs.

The main $t\bar{t}$ sample is generated using the POWHEG NLO generator with the CT10NLO PDF set, assuming a value of the top-quark mass of 172.5 GeV. It is interfaced to PYTHIA 6.425 [39] with the CTEQ6L1 PDF set and the Perugia2011C [40] underlying-event tune; this combination of generator and showering programs is hereafter referred to as POWHEG+PYTHIA. The sample is normalised to the top++2.0 theoretical calculation performed at next-to-next-to leading order (NNLO) in QCD and includes resummation of next-to-next-to leading logarithmic (NNLL) soft gluon terms [41–46]. A second $t\bar{t}$ sample is generated using fully matched NLO predictions with massive b -quarks [47] within the SHERPA with OPENLOOPS framework [48, 49] henceforth referred to as SHERPA+OPENLOOPS. The SHERPA+OPENLOOPS NLO sample is generated following the four-flavour scheme using the SHERPA2.0 pre-release and the CT10NLO PDF set. The renormalisation scale is set to $\mu_R = \prod_{i=t,\bar{t},b,\bar{b}} E_{T,i}^{1/4}$, where $E_{T,i}$ is the transverse energy of parton i , and the factorisation and resummation scales are both set to $(E_{T,t} + E_{T,\bar{t}})/2$.

The prediction from SHERPA+OPENLOOPS is expected to model the $t\bar{t} + b\bar{b}$ contribution more accurately than POWHEG+PYTHIA, since the latter MC produces $t\bar{t} + b\bar{b}$ exclusively via the parton shower. The SHERPA+OPENLOOPS sample is not passed through full detector simulation. Thus, $t\bar{t}$ + jets events from POWHEG+PYTHIA are categorised into three non-overlapping samples, $t\bar{t} + b\bar{b}$, $t\bar{t} + c\bar{c}$, and $t\bar{t}$ + light-jets, hereafter called $t\bar{t}$ + light, using a labelling based on an algorithm that matches hadrons to particle jets. Then, $t\bar{t} + b\bar{b}$ events from POWHEG+PYTHIA are reweighted to reproduce the SHERPA+OPENLOOPS NLO $t\bar{t} + b\bar{b}$ prediction. The reweighting is done at generator level using a finer categorisation to distinguish events where one particle jet is matched to two b -hadrons, or where only one b -hadron is matched. The reweighting is applied using several kinematic variables such as the top-quark p_T , the $t\bar{t}$ system p_T , and, where this can be defined, ΔR and p_T of the dijet system not originating from the top-quark decay [16].

Unlike $t\bar{t} + b\bar{b}$, no fully matched NLO predictions exist for $t\bar{t} + c\bar{c}$ and $t\bar{t}$ + light events. A dedicated reweighting is therefore applied to the top-quark p_T spectra as well as to the p_T spectra of the $t\bar{t}$ system of $t\bar{t}$ + light and $t\bar{t} + c\bar{c}$ events in POWHEG+PYTHIA, based on the ratio of data to simulation of the measured differential cross sections at $\sqrt{s} = 7$ TeV [50]. No such reweighting is applied to the $t\bar{t} + b\bar{b}$ sample, which is already corrected to match the best available theory calculation.

Samples of single-top-quark events produced in the s - and Wt -channels are generated with POWHEG-box 2.0 using the CT10NLO PDF set. The samples are interfaced to PYTHIA 6.425 with the CTEQ6L1 set of parton distribution functions and Perugia2011C underlying-event tune. The t -channel production mode is generated with ACERMC [51] interfaced to PYTHIA 6.425 with the CTEQ6L1 PDF set and the Perugia2011C underlying-event tune. Overlaps between the $t\bar{t}$ and Wt final states are removed [52]. The single-top-quark samples are normalised to the approximate NNLO theoretical cross sections [53, 54] using the MSTW2008 NNLO PDF set [55, 56].

Table 1: Production cross sections for signal $t\bar{t}H$, at $m_H = 125$ GeV, and various simulated background processes. The quoted errors arise from variations of the renormalisation and factorisation scales and uncertainties in the parton distribution functions.

Process	σ [pb]
$t\bar{t}H$	$0.129^{+0.012}_{-0.016}$
$t\bar{t}$	253^{+13}_{-15}
Single top Wt -channel	22.4 ± 1.5
Single top t -channel	$87.7^{+3.4}_{-1.9}$
Single top s -channel	5.61 ± 0.22
$t\bar{t} + W$	0.232 ± 0.070
$t\bar{t} + Z$	0.205 ± 0.061
$tHqb$	$0.0172^{+0.0012}_{-0.0011}$
WtH	$0.0047^{+0.0010}_{-0.0009}$

The samples of $t\bar{t}V$ ($V = W, Z$) events are generated with the MADGRAPH v5 LO generator [57] and the CTEQ6L1 PDF set. PYTHIA 6.425 with the AUET2B tune is used to generate the parton shower. The $t\bar{t}V$ samples are normalised to NLO cross-sections [58, 59].

Finally, event samples for single top quark plus Higgs boson production, $tHqb$ and tHW , are generated. The cross sections are computed using the MG5_AMC@NLO generator [60] at NLO in QCD. For $tHqb$, samples are generated with MADGRAPH in the four-flavour scheme and $\mu_F = \mu_R = 75$ GeV then showered with PYTHIA 8.1 with the CTEQ6L1 PDF and the AU2 underlying-event tune. For tHW , computed with the five-flavour scheme, dynamic μ_F and μ_R scales are used and events are generated at NLO with MG5_AMC@NLO+HERWIG++ [61, 62]. These two processes together are referred to as tH .

A summary of the cross-section values and their uncertainties for the signal as well as for the MC simulated background processes is given in Table 1.

5.3 Common treatment of MC samples

All samples using HERWIG are also interfaced to JIMMY v4.31 [63] to simulate the underlying event. With the exception of SHERPA, all MC samples use PHOTOS 2.15 [64] to simulate photon radiation and TAUOLA 1.20 [65] to simulate τ decays. The samples are then processed through a simulation [66] of the detector geometry and response using GEANT4 [67]. The single-top-quark sample produced in the t -channel is simulated with a parameterised calorimeter response [68].

All simulated events are processed through the same reconstruction software as the data. Simulated events are corrected so that the lepton and jet identification efficiencies, energy scales and energy resolutions match those in data.

When selecting based on the output value of the b -tagging algorithm, the number of selected simulated events is significantly reduced, leading to large statistical fluctuations in the resulting distributions for

samples with a high b -tag multiplicity. Therefore, rather than tagging the jets individually, the normalisation and the shape of these distributions are predicted by calculating the probability that a jet with a given flavour, p_T , and η is b -tagged [69]. The method is validated by verifying that the predictions reproduce the normalisation and shape obtained for a given working point of the b -tagging algorithm. The method is applied to all simulated signal and background samples.

5.4 Multijet background estimation using data: the TRF_{MJ} method

A data-driven technique, the tag rate function for multijet events (TRF_{MJ}) method, is used to estimate the multijet background. After measuring ε_{MJ} , the probability of b -tagging a third jet in a sample of events with at least two b -tagged jets, the TRF_{MJ} method uses ε_{MJ} to extrapolate the multijet background from the regions with lower b -tag multiplicity to the search regions with higher b -tag multiplicity but otherwise identical event selection.

In the first step, the b -tagging rate is measured in data samples selected with various single-jet triggers, which are enriched in multijet events and have limited ($\approx 10\%$) overlap with the search region. The events in this TRF_{MJ} extraction region are required to have at least three jets with $p_T > 25$ GeV and $|\eta| < 2.5$, with at least two b -tagged jets. Excluding the two jets with the highest b -tagging weight in the event, ε_{MJ} is defined as the rate of b -tagging any other jet in the event. It is parameterised as a function of the jet p_T and η , and also of the average ΔR between this jet and the two jets in the event with highest b -tagging weight, $\langle \Delta R_{(j,hMV1)} \rangle$. The p_T and η dependence of ε_{MJ} reflects the corresponding sensitivity of the b -tagging efficiency to these variables. In multijet events, the ΔR dependence of ε_{MJ} is correlated with the multi- b -jet production mechanism. This affects ε_{MJ} , shown in Figure 1, which decreases by up to a factor two as ΔR increases for fixed p_T and η .

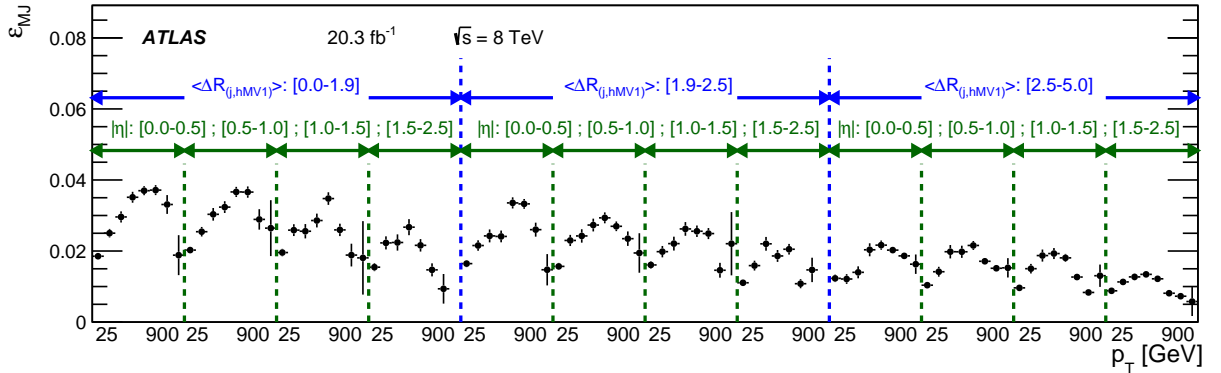


Figure 1: Dependence of ε_{MJ} on the jet transverse momentum p_T , in regions of jet pseudorapidity η and average ΔR between this jet and the two jets in the event with highest b -tagging weight, $\langle \Delta R_{(j,hMV1)} \rangle$. The p_T bin boundaries are 25 (lowest), 40, 55, 70, 100, 200, 400, 600, 900 GeV (highest), chosen such as to have uniform number of events across bins of $\langle \Delta R_{(j,hMV1)} \rangle$.

In the search region the TRF_{MJ} method starts from the data sample with exactly two b -tagged jets subtracting the contributions from all other backgrounds obtained from MC simulation. Multijet background samples containing m jets ($m \geq 6$), out of which n are b -tagged ($n \geq 3$) are then constructed, using an event weight $w(mj, nb)$, which is calculated from ε_{MJ} analogously to the method described in Ref. [69], accounting for the fact that the starting sample contains two b -tagged jets. In each multijet event emulated using TRF_{MJ} by means of ε_{MJ} , $(m - 2)$ jets not originally b -tagged can be used for the emulation of the

properties of additional b -tagged jets. This procedure allows to emulate observables that depend on the number of b -tagged jets.

5.5 Validation of the TRF_{MJ} method in data and simulation

Validation of the TRF_{MJ} method is performed by a ‘closure test’, separately in data and simulation. This is performed using the same data samples that were employed to estimate ε_{MJ} . In these low jet multiplicity samples, the TRF_{MJ} method, which is applied to the events with exactly two b -tagged jets, is used to predict distributions in events with at least three b -tagged jets. Using ε_{MJ} derived independently in data and simulation, the predicted distributions are compared to those resulting when directly applying b -tagging. This is done for a number of variables, such as b -tagged jet p_T , angular distance between b -tagged jets, and event shapes. As an example, for events with at least three jets and at least three b -tagged jets ($\geq 3j, \geq 3b$), Figure 2 shows the closure test in data for the third-leading-jet p_T , H_T (the scalar sum of the p_T of all jets), and Centrality_{Mass} (defined as H_T divided by the invariant mass of the jets). Figure 3 shows the results of the closure test in simulated multijet events for distributions of the leading-jet p_T , the minimum mass of all jet pairs in the event (m_{jj}^{\min}), and the third-leading b -tagged jet p_T . The definitions of these variables can be found in Table 3. In both data and simulated multijet events with at least three b -tagged jets, the predicted and observed number of events agree within 5%. In events with a higher b -tagged jet multiplicity the numbers agree within the large statistical uncertainty. For this reason the systematic uncertainties related to the TRF_{MJ} method are not estimated in the validation regions.

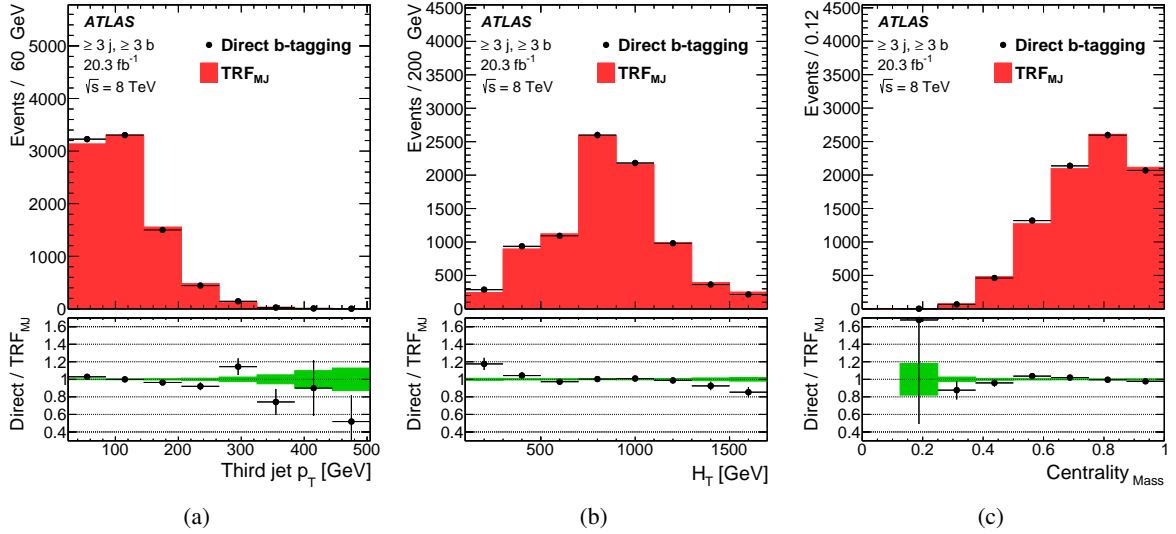


Figure 2: Comparison of the shapes predicted by the TRF_{MJ} method (red histograms) and direct b -tagging (black circles) in data events with at least three jets and at least three b -tagged jets for (a) the third-leading b -tagged jet p_T , (b) H_T , and (c) Centrality_{Mass}. The definitions of the variables are listed in Table 3. Events were selected with various single-jet triggers. The TRF_{MJ} prediction is normalised to the same number of events as the data. The uncertainty band for the TRF_{MJ} predictions shown in the ratio plot represents statistical uncertainties only.

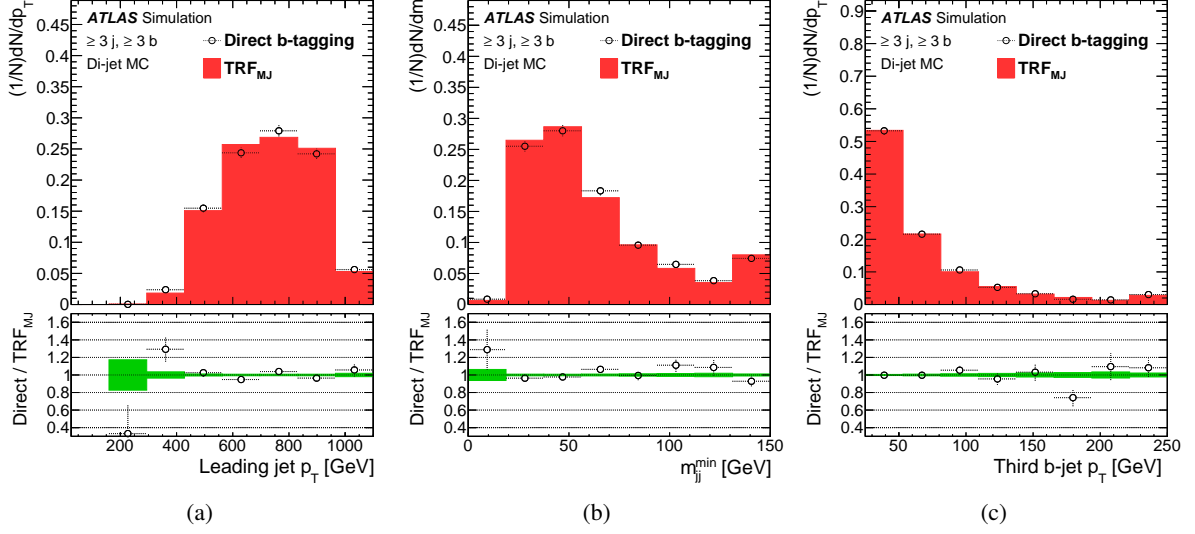


Figure 3: Comparison of the shapes predicted for the TRF_{MJ} method (red histograms) and direct b -tagging (black circles) in PYTHIA 8.1 multijet events with at least three jets and at least three b -tagged jets for (a) leading-jet p_{T} , (b) m_{jj}^{min} and (c) the third-leading b -tagged jet p_{T} in the event. The definitions of the variables are listed in Table 3. Distributions are normalised to the same area. The uncertainty band for the TRF_{MJ} predictions shown in the ratio plot represents statistical uncertainties only.

6 Multijet trigger efficiency

Not all jets are reconstructed at the trigger level, mainly due to the Level-1 sliding window algorithm and the Level-1 resolution [70]. The multijet trigger efficiency with respect to the offline selection is derived in terms of the efficiency for a single jet to be associated with a complete jet trigger chain, i.e., a complete sequence of jets reconstructed at Level-1, Level-2 and EF satisfying the requirements described in Section 4. This single-jet trigger efficiency, ϵ_{trig} , is evaluated in intervals of offline reconstructed p_{T} and η :

$$\epsilon_{\text{trig}}(p_{\text{T}}, \eta) = \frac{N_{\text{trig}}(p_{\text{T}}, \eta)}{N(p_{\text{T}}, \eta)}, \quad (1)$$

where $N_{\text{trig}}(p_{\text{T}}, \eta)$ is the number of jets matched with a trigger chain and $N(p_{\text{T}}, \eta)$ is the total number of jets within a given offline reconstructed p_{T} and η interval. Figure 4 shows that for large jet p_{T} , ϵ_{trig} reaches a plateau close to unity.

For both data and simulation, $\epsilon_{\text{trig}}(p_{\text{T}}, \eta)$ is derived using events triggered by a single-jet trigger with a p_{T} threshold of 110 GeV, and only the offline jets which are in the hemisphere opposite to the trigger jet are used. To avoid additional trigger bias, events are discarded if more than one jet with $p_{\text{T}} \geq 110$ GeV is reconstructed. The ratio of $\epsilon_{\text{trig}}^{\text{data}}(p_{\text{T}}, \eta)$ to $\epsilon_{\text{trig}}^{\text{MC,dijet}}$, where the latter is estimated in simulated dijet events, is referred to as $\text{SF}_{\text{trig}}(p_{\text{T}}, \eta)$. In the analysis, for each MC sample α considered, the final number of events passing the multijet trigger is estimated by weighting each jet by the product of $\epsilon_{\text{trig}}^{\text{MC},\alpha}(p_{\text{T}}, \eta)$ and $\text{SF}_{\text{trig}}(p_{\text{T}}, \eta)$. The parameters $\epsilon_{\text{trig}}(p_{\text{T}}, \eta)$ and $\text{SF}_{\text{trig}}(p_{\text{T}}, \eta)$ are estimated for jet p_{T} up to 100 GeV. Figure 4 shows the p_{T} dependence of $\epsilon_{\text{trig}}^{\text{data}}(p_{\text{T}}, \eta)$, $\epsilon_{\text{trig}}^{\text{MC,tH}}(p_{\text{T}}, \eta)$, $\epsilon_{\text{trig}}^{\text{MC,dijet}}(p_{\text{T}}, \eta)$ and $\text{SF}_{\text{trig}}(p_{\text{T}}, \eta)$ for jets within

$|\eta| < 2.5$, together with the uncertainties from the difference between $\epsilon_{\text{trig}}^{\text{MC},t\bar{t}H}(p_T, \eta)$ and $\epsilon_{\text{trig}}^{\text{MC},\text{dijet}}(p_T, \eta)$, which is taken as the systematic uncertainty of the method.

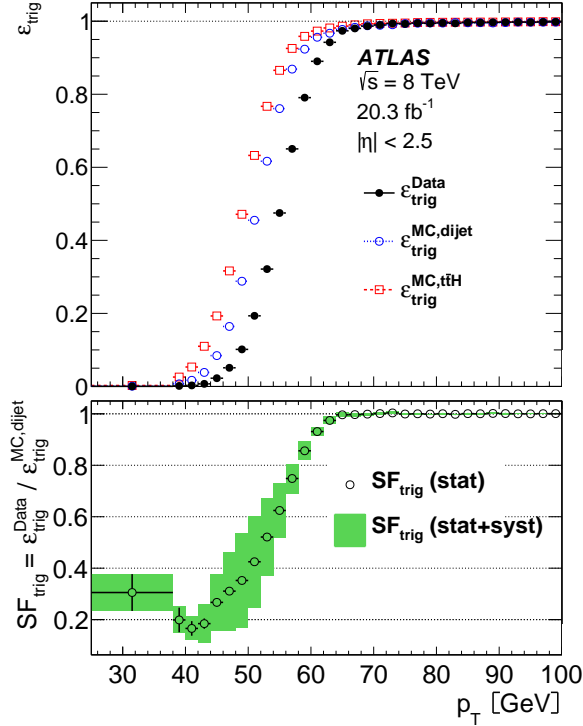


Figure 4: Single-jet trigger efficiencies, ϵ_{trig} , (top) for data, simulated dijet events, and $t\bar{t}H$ events, as a function of jet p_T for jets with $|\eta| < 2.5$; (bottom) $\text{SF}_{\text{trig}}(p_T, \eta) = \epsilon_{\text{trig}}^{\text{data}}(p_T, \eta) / \epsilon_{\text{trig}}^{\text{MC,dijet}}(p_T, \eta)$. The uncertainty on SF_{trig} , shown as the green shaded area, is estimated from the difference between the efficiencies in dijet and $t\bar{t}H$ simulated events in the denominator of SF_{trig} .

7 Event classification

Six independent analysis regions are considered for the fit used in the analysis: two control regions (6j, 3b), (6j, $\geq 4b$) and four signal regions (7j, 3b), (7j, $\geq 4b$), ($\geq 8j$, 3b) and ($\geq 8j$, $\geq 4b$). In addition, the three regions with exactly two b -tagged jets, (6j, 2b), (7j, 2b) and ($\geq 8j$, 2b), are used to predict the multijet contribution to higher b -tagging multiplicity regions, using the TRF_{MJ} method, as described above. The event yields in the different analysis regions prior to the fit are summarised in Table 2.

The regions are analysed separately and combined statistically to maximise the overall sensitivity. The most sensitive regions, ($\geq 8j$, 3b) and ($\geq 8j$, $\geq 4b$), are expected to contribute more than 50% of the total significance.

Table 2: Event yields from simulated backgrounds and the signal as well as data in each of the analysis regions prior to the fit (pre-fit). The quoted uncertainties are the sum in quadrature of the statistical and systematic uncertainties in the yields for all samples but the multijet background. The multijet normalisation and its systematic uncertainty are determined by the fit, so only its statistical uncertainty is quoted here. Since the numbers are rounded, the sum of all contributions may not equal the total value. The signal-to-background ratio, S/B , and the significance, S/\sqrt{B} , are also given. The tH background is not shown as it amounts to fewer than 1.5 events in each region.

	6j, 3b	6j, $\geq 4b$	7j, 3b	7j, $\geq 4b$	$\geq 8j$, 3b	$\geq 8j$, $\geq 4b$
Multijet	16380 ± 130	1112 ± 33	12530 ± 110	1123 ± 34	10670 ± 100	1324 ± 36
$t\bar{t}$ +light	1530 ± 390	48 ± 18	1370 ± 430	45 ± 18	1200 ± 520	40 ± 23
$t\bar{t} + c\bar{c}$	280 ± 180	17 ± 12	390 ± 240	21 ± 15	560 ± 350	48 ± 33
$t\bar{t} + b\bar{b}$	330 ± 180	44 ± 26	490 ± 270	87 ± 51	760 ± 450	190 ± 110
$t\bar{t} + V$	14.2 ± 6.3	1.8 ± 1.5	22.0 ± 9.0	3.5 ± 2.3	40 ± 15	8.0 ± 4.2
Single top	168 ± 63	6.0 ± 3.7	139 ± 55	8.3 ± 4.6	110 ± 49	10.6 ± 5.9
Total background	18700 ± 480	1229 ± 48	14940 ± 580	1288 ± 66	13330 ± 780	1620 ± 130
$t\bar{t}H$ ($m_H=125$ GeV)	14.3 ± 4.6	3.3 ± 2.1	23.7 ± 6.4	7.2 ± 3.3	48 ± 11	16.8 ± 6.1
Data events	18508	1545	14741	1402	13131	1587
S/B	< 0.001	0.003	0.002	0.006	0.004	0.010
S/\sqrt{B}	0.10	0.095	0.194	0.20	0.415	0.417

8 Analysis method

The Toolkit for Multivariate Data Analysis (TMVA) [71] is used to train a BDT to separate the $t\bar{t}H$ signal from the background. A dedicated BDT is defined and optimised in each of the six analysis regions. The variables entering the BDT and their definitions are listed in Table 3.

Table 3: List of variables used in the BDT in the six analysis regions. The numbers indicate the ranking of the corresponding variables, ordered by decreasing discriminating power. Variables not used in the BDT of a specific region are marked by a dash.

Variable	Definition	BDT rank					
		6j, 3b	6j, ≥ 4b	7j, 3b	7j, ≥ 4b	≥ 8j, 3b	≥ 8j, ≥ 4b
Centrality _{Mass}	Scalar sum of the jet p_T divided by the invariant mass of the jets	1	1	1	1	9	6
Aplanarity	$1.5\lambda_2$, where λ_2 is the second eigenvalue of the momentum tensor built with all jets	-	11	-	-	6	-
S_T	The modulus of the vector sum of jet p_T	2	2	2	4	2	2
H_{T5}	Scalar sum of jet p_T starting from the fifth jet	8	-	-	7	-	-
m_{jj}^{\min}	Smallest invariant mass of any combination of two jets	9	-	6	10	11	12
ΔR^{\min}	Minimum ΔR between two jets	6	5	9	-	8	4
$p_T^{\text{softest_jet}}$	p_T of the softest jet	-	6	10	-	-	10
$\Delta R(b, b) p_T^{\max}$	ΔR between two b -tagged jets with the largest vector sum p_T	11	-	7	5	5	3
$m_{bb}^{\Delta R(b, b)^{\min}}$	Invariant mass of the combination of two b -tagged jets with the smallest ΔR	3	3	8	9	3	9
$\frac{E_{T1} + E_{T2}}{\sum E_T^{\text{sig}}}$	Sum of the E_T of the two jets with leading E_T divided by the sum of the E_T of all jets	5	8	4	2	7	5
$m_{2\text{jets}}$	The mass of the dijet pair, which, when combined with any b -tagged jet, maximises the magnitude of the vector sum of the p_T of the three-jet system	10	-	-	8	-	-
$m_{2\text{ b-jets}}$	The invariant mass of the two b -tagged jets which are selected by requiring that the invariant mass of all the remaining jets is maximal	12	7	-	6	-	8
$m_{\text{top},1}$	Mass of the reconstructed top quark	13	10	-	-	4	11
$m_{\text{top},2}$	Mass of the reconstructed top quark calculated from the jets not entering $m_{\text{top},1}$	7	9	5	-	10	7
Λ	The logarithm of the ratio of event probabilities under the signal and background hypotheses	4	4	3	3	1	1

The input variables include event-shape variables such as $\text{Centrality}_{\text{Mass}}$ and aplanarity, global event variables, such as S_T (the modulus of the vector sum of the jet p_T), H_{T5} (the scalar sum of the jet p_T starting from the fifth jet in p_T order), m_{jj}^{\min} (the smallest invariant mass of all dijet combinations), and the minimum ΔR between jets. The p_T of the softest jet in the event is the only individual kinematic variable that enters the BDT directly. Other variables are calculated from pairs of objects: $\Delta R(b, b)^{p_T^{\max}}$ (the ΔR between the two b -tagged jets with highest vector sum p_T), $m_{bb}^{\Delta R(b, b)^{\min}}$ (the invariant mass of the two b -tagged jets with the smallest ΔR), $(E_{T1} + E_{T2}) / \sum E_T^{\text{jets}}$ (the sum of the transverse energies of the two leading jets divided by the sum of the transverse energies of all jets), $m_{2\text{jets}}$ (the mass of the dijet pair, which, when combined with any b -tagged jet, maximises the magnitude of the vector sum of the p_T of the three-jet system) and $m_{2b\text{-jets}}$ (the invariant mass of the two b -tagged jets which are selected by requiring that the invariant mass of all the remaining jets is maximal). Two variables are calculated as the invariant mass of three jets: $m_{\text{top},1}$ is computed from the three jets whose invariant mass is nearest to the top quark mass, taking into account the jet energy resolutions; the $m_{\text{top},2}$ calculation uses the same algorithm but excludes the jets which enter $m_{\text{top},1}$. Finally, a log-likelihood ratio variable, Λ , is used; it is related to the probability of an event to be a signal candidate, compared to the probability of being a background candidate.

The Λ variable is the sum of the logarithms of ratios of relative probability densities for W boson, top quark and Higgs boson resonances to be reconstructed in the event. For a given resonance X decaying to two jets, the Λ component is built as $\Lambda_X(m_{jj}) = \ln \frac{P_{\text{sig}}(m_{jj})}{P_{\text{bkg}}(m_{jj})}$ within a mass window $w_X = \pm 30$ GeV around the given particle mass:

$$P_{\text{sig}}(m_{jj}) = \begin{cases} s \cdot G(m_{jj}|m_X, \sigma_X), & \text{for } |m_{jj} - m_X| \leq w_X, \\ 1 - s, & \text{for } |m_{jj} - m_X| > w_X. \end{cases} \quad (2)$$

$$P_{\text{bkg}}(m_{jj}) = \begin{cases} b \cdot \text{Rect}(m_X, w_X), & \text{for } |m_{jj} - m_X| \leq w_X, \\ 1 - b, & \text{for } |m_{jj} - m_X| > w_X. \end{cases} \quad (3)$$

Here s and b are the probabilities to find a jet pair with an invariant mass within $\pm w_X$ of m_X . They are calculated from the signal simulation and from the multijet background respectively. The signal mass distribution is modelled with a Gaussian $G(m_{jj}|m_X, \sigma_X)$, while the background is modelled with a uniform distribution $\text{Rect}(m_X, w_X)$ between $m_X - w_X$ and $m_X + w_X$. Both functions $P_{\text{sig}}(m_{jj})$ and $P_{\text{bkg}}(m_{jj})$ are normalised to unity. For the top quark resonance the three-particle mass, m_{jjb} , is used. The width of the Gaussian is set to $\sigma_X = 18$ GeV for all resonances; this value corresponds to the expected experimental width of a Higgs boson with no combinatoric background.

The expression for the complete event Λ is:

$$\Lambda(m_{jj}, m_{jjb}, m_{bb}) = \Lambda_W(m_{jj}|m_W, \sigma_X) + \Lambda_{\text{top}}(p_{T,jjb}, m_{jjb}|m_{\text{top}}, \sigma_X) + \Lambda_H(p_{T,bb}, m_{bb}|m_H, \sigma_X). \quad (4)$$

The three terms refer to W , top, and Higgs resonances respectively. For the top quark and Higgs boson resonances the masses, m_{jjb} and m_{bb} , as well as the p_T , defined as the magnitude of the vector sum of the p_T of the jets used to reconstruct the top quark, $p_{T,jjb}$, and to reconstruct the Higgs boson, $p_{T,bb}$, are used. The value of Λ is calculated for all possible jet combinations and the maximum Λ of the event is chosen.

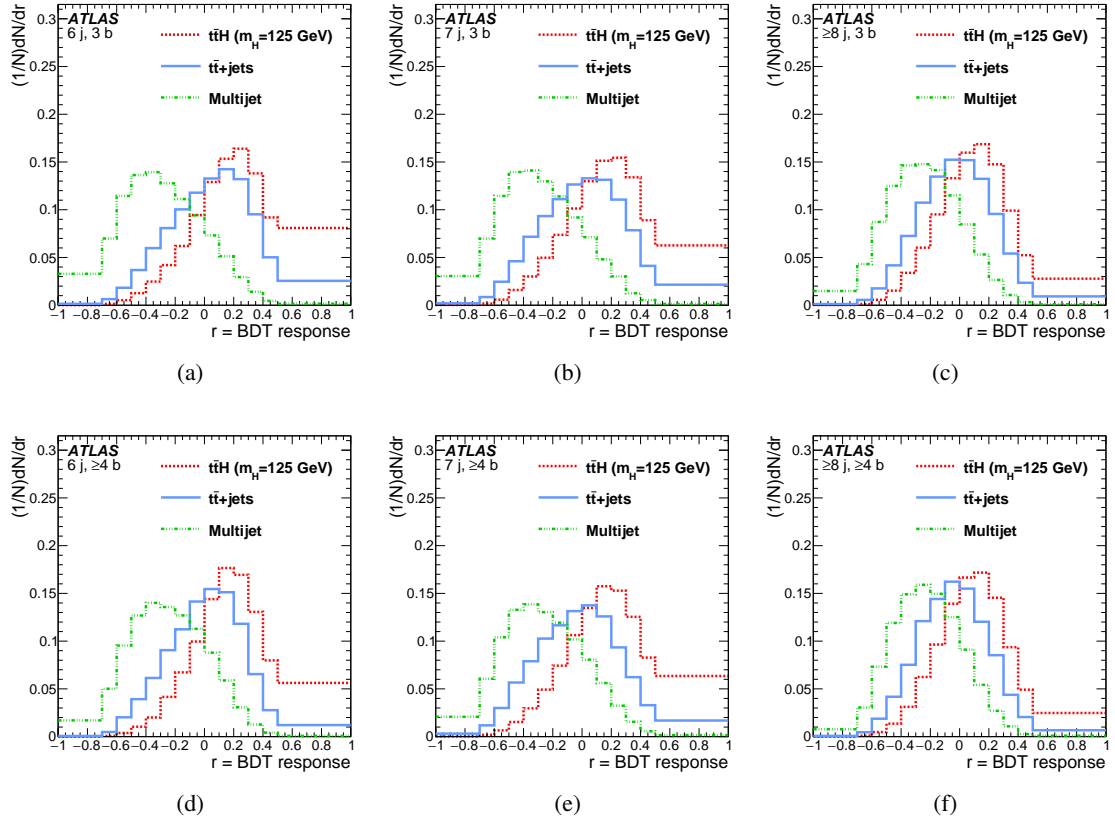


Figure 5: Response of the BDT algorithm for simulated signal (dashed red), $t\bar{t}$ +jets background (solid blue) and multijet background (dotted green) events in the (top) regions with 3 b -tags ((a) 6, (b) 7 and (c) ≥ 8 jets) and in the (bottom) regions with ≥ 4 b -tags ((d) 6, (e) 7 and (f) ≥ 8 jets). The binning is the same as that used in the fit.

The variables entering the BDT are selected and ranked according to their separation power with an iterative procedure, which stops when adding more variables does not significantly improve the separation between signal and background. The cut-off corresponds to the point when adding a variable increases the significance, defined as $\sqrt{\sum_i S_i^2 / B_i^2}$ where S_i and B_i are the expected signal and background yields in the i^{th} bin of the BDT discriminant, by less than 1%.

Signal and background samples are classified as described in Section 7, and then each subsample is further subdivided randomly into two subsamples of equal size for training and for testing.

The ranking of the input variables in terms of separation power for each analysis region is shown in Table 3. The distributions of the BDT outputs for simulated signal and background events are shown in Figure 5 for each analysis region. The Figure shows a better separation between signal and background for low jet multiplicities than for high jet multiplicities. This is explained by the number of possible jet permutations. The number of jet permutations increases giving the background more configurations to mimic the signal.

9 Systematic uncertainties

The sources of systematic uncertainty considered in this analysis can be grouped into six main categories as summarised in Table 4. Each systematic uncertainty is represented by an independent parameter, referred to as a nuisance parameter, and is parameterised with a Gaussian function for the shape uncertainties and a log-normal distribution for the normalisations [72]. They are centred around zero and one, respectively, with a width that corresponds to the given uncertainty. The uncertainties in the integrated luminosity, reconstruction of the physics objects, and the signal and background MC models are treated as in Ref. [16]. The uncertainties related to the jet trigger as well as those related to the data-driven method to estimate the multijet background are discussed below. In total, 99 fit parameters are considered. The determination and treatment of the systematic uncertainties are detailed in this section. Their impact on the fitted signal strength is summarised in Table 8 in Section 11.

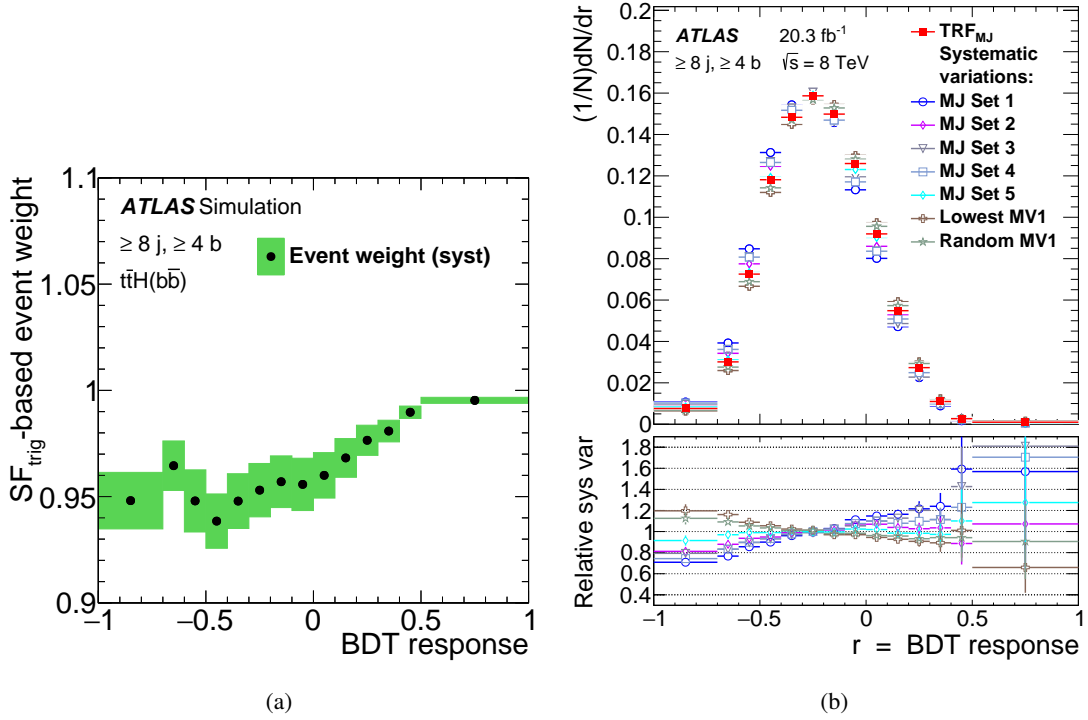


Figure 6: (a) Per event trigger scale factor SF_{trig} (black dots) versus the BDT output of $t\bar{t}H$ events, shown with its corresponding systematic uncertainty (green band) for the $(\geq 8j, \geq 4b)$ region. (b) Comparison of the BDT output of the multijet background predicted with different sets of TRF_{MJ} . The nominal TRF_{MJ} is represented by the red points. The bottom panel shows the ratios of the alternative TRF_{MJ} predictions to the nominal set.

The systematic uncertainty in the luminosity for the data sample is 2.8%. It is derived following the same methodology as that detailed in Ref. [73]. The trigger uncertainty is determined from the difference between ϵ_{trig} , estimated using $t\bar{t}H$ and dijet MC events. Each jet in the event is weighted according to $SF_{\text{trig}}(p_T, \eta)$, the uncertainty of which is propagated to the shape and normalisation of the BDT output distribution, as shown in Figure 6(a).

The uncertainties in physics objects are related to the reconstruction and b -tagging of jets. The jet energy

Table 4: Sources of systematic uncertainty considered in the analysis grouped in six categories. “N” denotes uncertainties affecting only the normalisation for the relevant processes and channels, whereas “S” denotes uncertainties which are considered to affect only the shape of normalised distributions. “SN” denotes uncertainties affecting both shape and normalisation. Some sources of systematic uncertainty are split into several components. The number of components is also reported.

Systematic uncertainty source	Type	Number of components
Luminosity	N	1
Trigger	SN	1
<i>Physics Objects</i>		
Jet energy scale	SN	21
Jet vertex fraction	SN	1
Jet energy resolution	SN	1
b -tagging efficiency	SN	7
c -tagging efficiency	SN	4
Light-jet tagging efficiency	SN	12
<i>Background MC Model</i>		
$t\bar{t}$ cross section	N	1
$t\bar{t}$ modelling: p_T reweighting	SN	9
$t\bar{t}$ modelling: parton shower	SN	3
$t\bar{t}$ +heavy-flavour: normalisation	N	2
$t\bar{t}+c\bar{c}$: heavy-flavour reweighting	SN	2
$t\bar{t}+c\bar{c}$: generator	SN	4
$t\bar{t}+b\bar{b}$: NLO Shape	SN	8
$t\bar{t}V$ cross section	N	1
$t\bar{t}V$ modelling	SN	1
Single top cross section	N	1
<i>Data driven background</i>		
Multijet normalisation	N	6
Multijet TRF _{MJ} parameterisation	S	6
Multijet H_T correction	S	1
Multijet S_T correction	S	1
<i>Signal Model</i>		
$t\bar{t}H$ scale	SN	2
$t\bar{t}H$ generator	SN	1
$t\bar{t}H$ hadronisation	SN	1
$t\bar{t}H$ parton shower	SN	1

resolution (JER) and the jet energy scale (JES) uncertainties are derived combining the information from test-beam data and simulation [25]. The JES uncertainties are split into 21 uncorrelated components. The largest of these uncertainties is due to the jet flavour composition. The JVF uncertainty is derived from $Z(\rightarrow \ell^+ \ell^-)+1$ -jet events in data and simulation by varying the nominal cut value by 0.1 up and down.

The uncertainty related to the b -tagging is modelled with six independent parameters, while four parameters model the c -tagging uncertainty [26]. These are eigenvalues obtained by diagonalising the matrix which parameterises the tagging efficiency as a function of p_T , taking into account bin-to-bin correl-

ations. Twelve parameters, which depend on p_T and η , are used to parameterise the light-jet-tagging systematic uncertainties [74]. The per-jet b -tagging uncertainties are 3%–5%, about 10% for c -tagging and 20% for light jet tagging. An additional uncertainty is assigned to the b -tagging efficiency for jets with $p_T > 300$ GeV, which lacks statistics for an accurate calibration from data.

A combined uncertainty of $\pm 6.0\%$ is assigned to the $t\bar{t}$ +jets production cross section, including modelling components due to the value of α_s , the PDF used, the process energy scale, and the top quark mass. Other systematic uncertainties related to $t\bar{t}$ +jets production are due to the modelling of parton showers and hadronisation.

The systematic uncertainties arising from the reweighting procedure to improve $t\bar{t}$ background description by simulation (Section 5.2), have been extensively studied in Ref. [16] and adopted in this analysis. The largest uncertainties in the $t\bar{t}$ background description arise from radiation modelling, the choice of generator to simulate $t\bar{t}$ production, the JES, JER, and flavour modelling. These systematic uncertainties are applied to the $t\bar{t}$ +light and $t\bar{t} + c\bar{c}$ components. Two additional systematic uncertainties, the full difference between applying and not applying the reweightings of the $t\bar{t}$ system p_T and top quark p_T , are assigned to the $t\bar{t} + c\bar{c}$ component.

Four additional systematic uncertainties in the $t\bar{t} + c\bar{c}$ estimate are derived from the simultaneous variation of factorisation and renormalisation scales in MADGRAPH+PYTHIA. For the $t\bar{t} + b\bar{b}$ background, three scale uncertainties are evaluated by varying the renormalisation and resummation scales. The shower recoil model uncertainty and two uncertainties due to the PDF choice in the SHERPA+OPENLOOPS NLO calculation are also taken into account.

The $t\bar{t}$ +jets background is parameterised to allow a varying percentage of heavy flavours c and b in the additional jets not originating from the top quark decay products. An uncertainty of $\pm 50\%$ is assigned to the $t\bar{t} + b\bar{b}$ and $t\bar{t} + c\bar{c}$ components of the $t\bar{t}$ +jets cross section, which are treated as uncorrelated and are derived by comparing POWHEG+PYTHIA with a NLO result based on SHERPA+OPENLOOPS. The uncertainty in the $t\bar{t} + b\bar{b}$ contribution represents the dominant systematic effect in this analysis. An uncertainty of $\pm 30\%$ in the total cross section is assumed for $t\bar{t} + V$ [58, 59].

The multijet background is estimated using data in regions with exactly two b -tagged jets after subtraction of contributions from other events using MC simulation. All systematic uncertainties mentioned above are fully propagated to the data-driven multijet background estimation and treated in a correlated manner.

To estimate the uncertainties associated with the multijet background, the values of ε_{MJ} are determined as a function of different sets of variables, listed in the first part of Table 5, which are sensitive to the amount and the mechanism of heavy-flavour production. Alternative variables used are $\Delta R_{(j,j)}^{\min}$, the minimum ΔR between the probed jet and any other jet in the event, $\Delta R_{(j,hMV1)}^{\min}$, the minimum ΔR between the probed jet and the two jets with highest b -tag probability or $\langle \Delta R_{(j,hMV1)} \rangle$, its average value, and ΔR_{MV1} , the ΔR between the two jets with the highest b -tag probability. In addition, different choices of methods to exclude b -tagged jets when determining ε_{MJ} in the TRF_{MJ} method are considered: the two b -tagged jets with the lowest MV1 weight or a random choice of two jets among all b -tagged jets in the event are chosen. The different sets of variables used to define ε_{MJ} affect the shape of the BDT distribution for the multijet background, as shown in Figure 6(b). Each of these shape variations is taken into account by a nuisance parameter in the fit. These parameterisations also affect the overall normalisation, with a maximum variation of 18% in the 3- b -tag regions and 38% in the ≥ 4 - b -tag regions. Residual mismodelling of H_T and S_T from the extraction region are also taken into account as systematic uncertainties. The normalisation of the multijet background is evaluated independently in each of the six analysis regions.

Table 5: Alternative predictions of the multijet background with the TRF_{MJ} method. Multijet sets 1 to 5 correspond to variations of the nominal set of variables describing ϵ_{MJ} . The next two sets specify the variation in the nominal set based on the two b -tagged jets which are used to compute ϵ_{MJ} . The last two refer to changes due to the residual mismodellings of H_T and S_T . Each of these variations of the multijet background shape is quantified by one nuisance parameter in the fit.

TRF _{MJ} predictions	Parameterisation variables in the TRF _{MJ} method
Nominal set	$p_T, \eta , \langle \Delta R_{(j,hMV1)} \rangle$
Multijet set 1	$p_T, \Delta R_{MV1}, \Delta R_{(j,hMV1)}^{\min}$
Multijet set 2	$p_T, \Delta R_{MV1}, \Delta R_{(j,j)}^{\min}$
Multijet set 3	$p_T, \eta , \Delta R_{(j,hMV1)}^{\min}$
Multijet set 4	$p_T, \eta , \Delta R_{MV1}, \Delta R_{(j,hMV1)}^{\min}$
Multijet set 5	$p_T, \Delta R_{MV1}, \langle \Delta R_{(j,hMV1)} \rangle$
Multijet lowest MV1	Nominal set removing the two lowest MV1 jets from computation
Multijet random MV1	Nominal set removing randomly two MV1 jets from computation
Multijet HT RW	Nominal set with H_T reweighting
Multijet ST RW	Nominal set with S_T reweighting

For the signal MC modelling, the PowHEL factorisation and renormalisation scales are varied independently by a factor two and 0.5. The kinematics of the MC simulated samples are then reweighted to reproduce the effects of these variations. The uncertainties related to the choice of PDFs are evaluated using the recommendations of PDF4LHC [75]. The systematic uncertainties from the parton shower and fragmentation models are evaluated using PowHEL+HERWIG samples. The uncertainty due to the choice of generator is evaluated by comparing PowHEL+PYTHIA8 with MADGRAPH5_AMC@NLO+HERWIG++.

10 Statistical methods

The binned distributions of the BDT output discriminants for each of the six analysis regions are combined as inputs to a test statistic to search for the presence of a signal. The analysis uses a maximum-likelihood fit [72] to measure the compatibility of the observed data with the background-only hypothesis, i.e., $\mu = 0$, and to make statistical inferences about μ , such as upper limits, using the CL_s method [76, 77] as implemented in the RooFIT package [78].

A fit is performed under the signal-plus-background hypothesis to obtain the value of the signal strength, assuming a SM Higgs boson mass of $m_H = 125$ GeV. The value of μ is a free parameter in the fit. The normalisation of each component of the background and μ are determined simultaneously from the fit. Contributions from $t\bar{t}$ -jets, $t\bar{t} + V$ and single-top-quark backgrounds are constrained by the uncertainties of the respective theoretical calculations, the uncertainty in the luminosity, and experimental data. The multijet background normalisations are free parameters in the fit and are independent in each region. The performance of the fit is validated using simulated events by injecting a signal with variable strength and comparing the known strength to the fitted value.

11 Results

The yields in the different analysis regions considered in the analysis after the fit (post-fit) are summarised in Table 6. In each region, the variation of background and signal events with respect to the pre-fit values (cf. Table 2) are modest and, in particular, the fitted multijet background component is well constrained by the fit within an uncertainty of 8%.

Table 6: Event yields from simulated backgrounds and the signal as well as measured events in each of the analysis regions after the fit. The quoted uncertainties include statistical and systematic effects. The sum of all contributions may slightly differ from the total value due to rounding. The tH background is not shown as fewer than 1.5 events in each region are predicted.

	6j, 3b	6j, $\geq 4b$	7j, 3b	7j, $\geq 4b$	$\geq 8j$, 3b	$\geq 8j$, $\geq 4b$
Multijet	15940 ± 320	1423 ± 66	12060 ± 350	1233 ± 78	10020 ± 490	1280 ± 100
$t\bar{t}$ +light	1750 ± 270	55 ± 13	1650 ± 340	54 ± 15	1550 ± 450	54 ± 21
$t\bar{t} + c\bar{c}$	350 ± 170	22 ± 11	490 ± 240	28 ± 14	750 ± 360	66 ± 33
$t\bar{t} + b\bar{b}$	230 ± 120	31 ± 17	350 ± 190	63 ± 34	560 ± 320	139 ± 75
$t\bar{t} + V$	15.0 ± 6.2	1.9 ± 1.5	23.3 ± 8.9	3.6 ± 2.2	43 ± 15	8.7 ± 4.2
Single top	184 ± 59	6.7 ± 3.6	153 ± 52	9.4 ± 4.4	123 ± 48	11.8 ± 5.8
Total background	18470 ± 320	1539 ± 58	14720 ± 320	1391 ± 69	13030 ± 340	1561 ± 63
$t\bar{t}H$ ($m_H=125$ GeV)	23.4 ± 6.3	5.6 ± 2.8	39.1 ± 8.9	11.9 ± 4.5	71 ± 15	28.8 ± 8.5
Data events	18508	1545	14741	1402	13131	1587

Figures 7 and 8 show the BDT output distributions for data and the predictions in each analysis region, both before (left panels) and after (right panels) the fit to data. The relative uncertainties decrease significantly in all regions due to the constraints provided by the data, exploiting the correlations between the uncertainties in the different analysis regions.

The signal strength in the all-hadronic $t\bar{t}H$ decay mode, for $m_H = 125$ GeV, is measured to be:

$$\mu(m_H = 125 \text{ GeV}) = 1.6 \pm 2.6. \quad (5)$$

The expected uncertainty in the signal strength ($\mu = 1$) is ± 2.8 . The observed (expected) significance of the signal is 0.6 (0.4) standard deviations, corresponding to an observed (expected) p -value of 27% (34%), where the p -value is the probability to obtain a result at least as signal-like as observed if no signal were present.

The observed and expected limits are summarised in Table 7. A $t\bar{t}H$ signal 6.4 times larger than predicted by the SM is excluded at 95% CL. A signal 5.4 times larger than the signal of a SM Higgs boson is expected to be excluded for the background-only hypothesis.

Figure 9 summarises the post-fit event yields for data, total background and signal expectations as a function of $\log_{10}(S/B)$. The signal is normalised to the fitted value of the signal strength ($\mu = 1.6$). A signal strength 6.4 times larger than predicted by the SM is also shown in Figure 9.

Figure 10 shows the effect of the major systematic uncertainties on the fitted value of μ and the constraints provided by the data. The ranking, from top to bottom, is determined by the post-fit impact on μ . This effect is calculated by fixing the corresponding nuisance parameter at $\hat{\theta} \pm \sigma_{\theta}$ and performing the fit

Table 7: Observed and expected upper limits at 95% CL on $\sigma(t\bar{t}H)$ relative to the SM prediction assuming $m_H = 125$ GeV, for the background-only hypothesis. Confidence intervals around the expected limits under the background-only hypothesis are also provided, denoted by $\pm 1\sigma$ and $\pm 2\sigma$, respectively. The expected (median) upper limit at 95% CL assuming the SM prediction for $\sigma(t\bar{t}H)$ is shown in the last column.

	Observed	Expected if $\mu = 0$					Expected if $\mu = 1$
		-2σ	-1σ	Median	$+1\sigma$	$+2\sigma$	Median
Upper limit on μ at 95%	6.4	2.9	3.9	5.4	7.5	10.1	6.4

again. Here $\hat{\theta}$ is the fitted value of the nuisance parameter and σ_θ is its post-fit uncertainty. The difference between the default and the modified μ , $\Delta\mu$, represents the effect on μ of this particular systematic uncertainty. This is also shown in Table 8.

Table 8: Effect of the different sources of systematic uncertainties on μ expressed in terms of percentage of the fitted value of μ sorted according to their post-fit effect.

Sources of systematic uncertainty	$\pm 1\sigma$ post-fit impact on μ
$t\bar{t}$ normalisation	108%
Multijet normalisation	71%
Multijet shape	60%
Main contributions from $t\bar{t}$ modelling	34%–41%
Flavour tagging	31%
Jet energy scale	27%
Signal modelling	22%
Luminosity+trigger+JVF+JER	18%

The largest effect arises from the uncertainty in the normalisation of the irreducible $t\bar{t} + b\bar{b}$ background. The $t\bar{t} + b\bar{b}$ background normalisation is smaller by 30% in the fit than the prediction, resulting in a decrease of the observed $t\bar{t} + b\bar{b}$ yield with respect to the POWHEG+PYTHIA prediction. The second largest effect comes from the multijet background normalisation. The data-driven method focuses on modelling the shape of the multijet background while the normalisation is constrained by the regions dominated by multijet background. The uncertainty in the normalisation parameters amounts to few percent and the values from each region are consistent with the variations applied to these parameters to account for systematic uncertainties. Two of the multijet background shape uncertainties are ranked fourth and fifth, and their pulls are slightly positive.

Other important uncertainties include b -tagging and JES. Uncertainties arising from jet energy resolution, jet vertex fraction, jet reconstruction and JES that affect primarily low- p_T jets, as well as the $t\bar{t}$ +light-jet background modelling uncertainties, do not have a significant impact on the result.

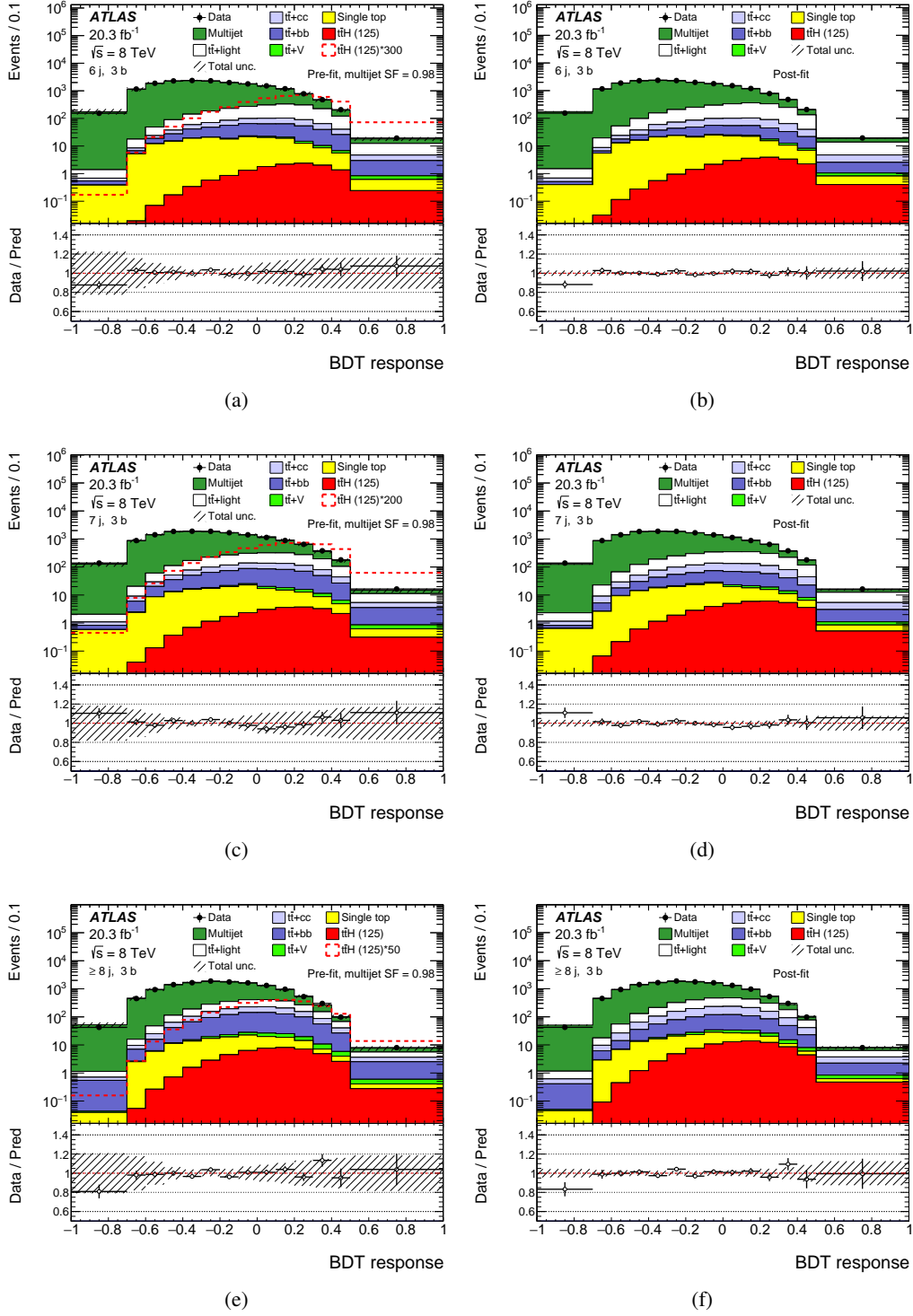


Figure 7: Comparison between data and prediction for the BDT discriminant in the, from top to bottom, (6–8j, 3b) regions before (left) and after (right) the fit. The fit is performed under the signal-plus-background hypothesis. Pre-fit plots show an overlay of the multijet distribution normalised to data for illustration purposes only. The bottom panels display the ratios of data to the total prediction. The hashed areas represent the total uncertainty in the background predictions. The $t\bar{t}H$ signal yield (solid red) is scaled by a fixed factor before the fit.

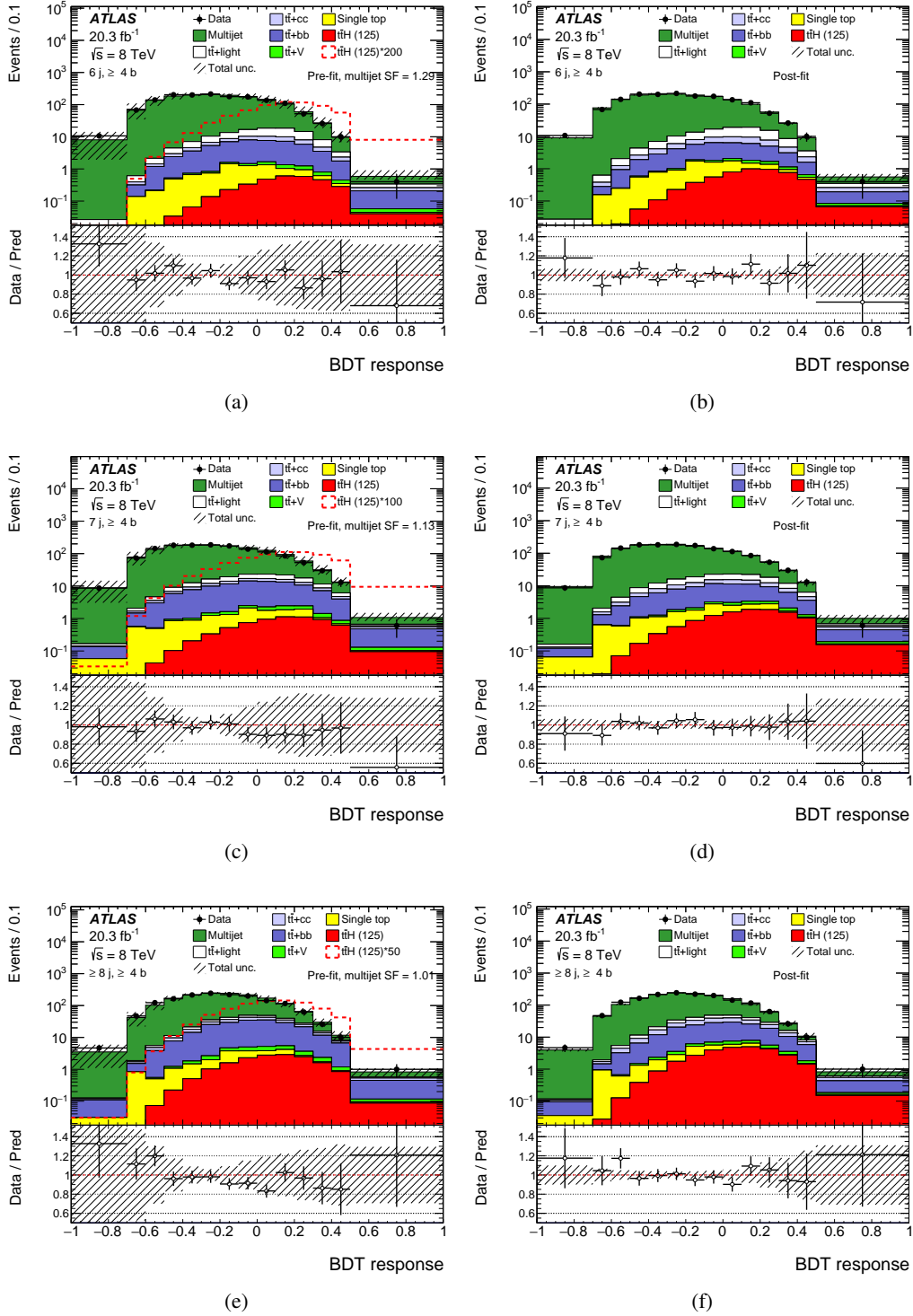


Figure 8: Comparison between data and prediction for the BDT discriminant in the, from top to bottom, (6–8j, $\geq 4b$) regions before (left) and after (right) the fit. The fit is performed under the signal-plus-background hypothesis. Pre-fit plots show an overlay of the multijet distribution normalised to data for illustration purposes only. The bottom panels display the ratios of data to the total prediction. The hashed areas represent the total uncertainty in the background predictions. The $t\bar{t}H$ signal yield (solid red) is scaled by a fixed factor before the fit.

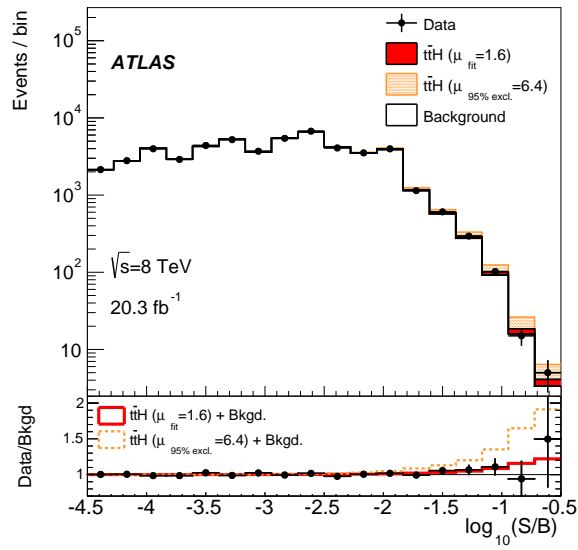


Figure 9: Event yields as a function of $\log_{10}(S/B)$, where S (expected signal yield) and B (expected background yield) are taken from the corresponding BDT discriminant bin. Events from all fitted regions are included. The predicted background is obtained from the global signal-plus-background fit. The $t\bar{t}H$ signal is shown both for the best-fit value ($\mu = 1.6$) and for the upper limit at 95% CL ($\mu = 6.4$).

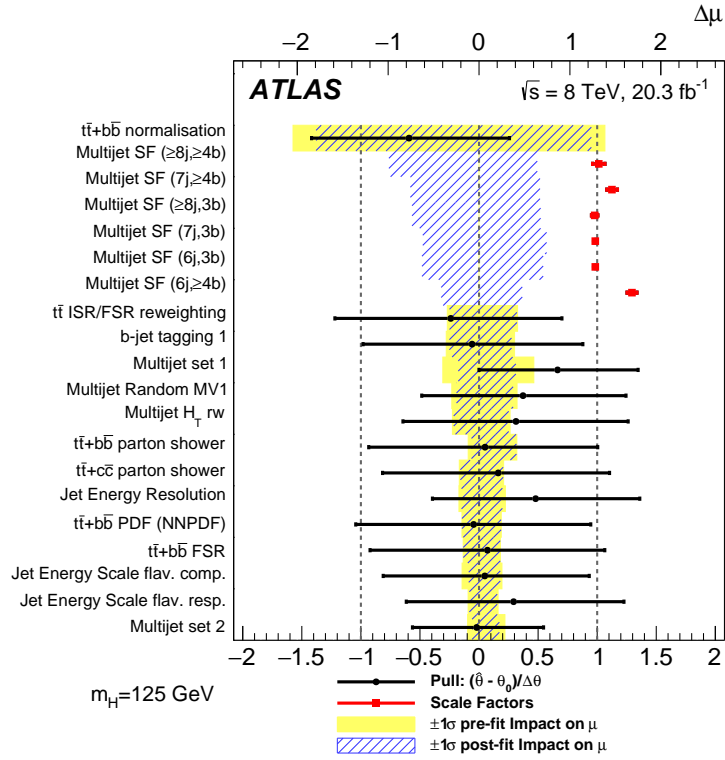


Figure 10: The fitted values of the 20 nuisance parameters corresponding to the sources of systematic uncertainty with the largest impact on the fitted signal strength μ . The points, which are drawn conforming to the scale of the bottom axis, show the deviation of each of the fitted nuisance parameters $\hat{\theta}$ from θ_0 , which is the nominal value of that nuisance parameter, in units of the pre-fit standard deviation $\Delta\theta$. The plain yellow area represents the pre-fit impact on μ and the hashed blue area its post-fit impact. The error bars show the post-fit uncertainties σ_θ , which have size close to one if the data do not provide any further constraint on that uncertainty. Conversely, an error bar for σ_θ smaller than one indicates a reduction with respect to the original uncertainty. The nuisance parameters are sorted according to their post-fit impact $\Delta\theta$ (top horizontal scale). Multijet scale factors (SF) show the fitted values and uncertainties of the normalisation parameters that are freely floating in the fit. These normalisation parameters have a pre-fit value of unity.

12 Combination of $t\bar{t}H$ results at $\sqrt{s} = 7$ and 8 TeV

The sensitivity of the search for $t\bar{t}H$ production can be increased by statistically combining different Higgs boson decay channels. This combination is described in the following.

12.1 Individual $t\bar{t}H$ measurements and results

The $t\bar{t}H$ searches that are combined are:

- $t\bar{t}H(H \rightarrow b\bar{b})$ in the single-lepton and opposite-charge dilepton $t\bar{t}$ decay channels using data at $\sqrt{s} = 8$ TeV [16],
- $t\bar{t}H(H \rightarrow b\bar{b})$ in the all-hadronic $t\bar{t}$ decay channel using data at $\sqrt{s} = 8$ TeV as presented in this paper,
- $t\bar{t}H(H \rightarrow (WW^{(*)}, \tau\tau, ZZ^{(*)}) \rightarrow \text{leptons})$ with two same-charge leptons (e or μ), three leptons, four leptons, two hadronically decaying τ leptons plus one lepton and one hadronically decaying τ lepton plus two leptons in the final state using data at $\sqrt{s} = 8$ TeV [15],
- $t\bar{t}H(H \rightarrow \gamma\gamma)$ at $\sqrt{s} = 7$ and 8 TeV in both the hadronic and leptonic (e or μ) $t\bar{t}$ pair decay channels [17].

First all $H \rightarrow b\bar{b}$ final states are combined, obtaining a signal strength for the $t\bar{t}H(H \rightarrow b\bar{b})$ combination, and then the outcome is combined with the remaining (non- $H \rightarrow b\bar{b}$) channels.

12.1.1 $H \rightarrow b\bar{b}$ (single lepton and dilepton $t\bar{t}$ decays)

The search for $t\bar{t}H$ production with $H \rightarrow b\bar{b}$ is performed in both the single-lepton and dilepton $t\bar{t}$ decay modes [16]. The single-lepton analysis requires one charged lepton with at least four jets, of which at least two need to be b -tagged, while the dilepton analysis requires two opposite-charge leptons with at least two jets, of which at least two must be b -tagged. The events are then categorised according to the jet and b -tagged jet multiplicity. The dominant background in the signal-enriched regions is from $t\bar{t} + b\bar{b}$ events. In these regions, neural networks [79] are built using kinematic information in order to separate the $t\bar{t}H$ signal from $t\bar{t}$ background. Furthermore, in the single-lepton channel, a matrix-element discriminant is built in the most signal-enriched regions and is used as an input to the neural network.

12.1.2 $H \rightarrow (WW^{(*)}, \tau\tau, ZZ^{(*)}) \rightarrow \text{leptons}$

The $t\bar{t}H$ search with $H \rightarrow (WW^{(*)}, \tau\tau, ZZ^{(*)}) \rightarrow \text{leptons}$ [15] exploits several multilepton signatures resulting from Higgs boson decays to vector bosons and/or τ leptons. Events are categorised based on the number of charged leptons and/or hadronically decaying τ leptons in the final state. The categorisation includes events with two same-charge leptons, three leptons, four leptons, one lepton and two hadronic τ leptons, as well as two same-charge leptons with one hadronically decaying τ lepton. Backgrounds include events with electron charge misidentification, which are estimated using data-driven techniques, non-prompt leptons arising from semileptonic b -hadron decays, mostly from $t\bar{t}$ events, again estimated from data-driven techniques, and production of $t\bar{t} + W$ and $t\bar{t} + Z$, which are estimated using MC simulations. Signal and background event yields are obtained from a simultaneous fit to all channels.

12.1.3 $H \rightarrow \gamma\gamma$

The $t\bar{t}H$ search in the $H \rightarrow \gamma\gamma$ channel [17] exploits the sharp peak in the diphoton mass distribution from the $H \rightarrow \gamma\gamma$ decay over the continuum background. The analysis is split according to the decay mode of the $t\bar{t}$ pair. A leptonic selection requires at least one lepton and at least one b -tagged jet, and missing transverse momentum if there is only one b -tagged jet, whereas a hadronic selection requires a combination of jets and b -tagged jets. Contributions from peaking non- $t\bar{t}H$ Higgs boson production modes are estimated from MC simulations. The signal is extracted with a fit using the diphoton mass distribution as a discriminant.

12.2 Correlations

Nuisance parameters corresponding to the same source of uncertainty in different analyses are generally considered to be correlated with each other, except for the following sets:

- Nuisance parameters related to b -tagging (also c -tagging and light mis-tagging) are considered to be independent among the analyses as different b -tagging working points are employed.
- The electron identification uncertainty is considered to be uncorrelated between analyses due to different selections used.

12.3 Results of the combination

12.3.1 Signal strength

The result of the $t\bar{t}H(H \rightarrow b\bar{b})$ combination for the signal strength is $\mu = 1.4 \pm 1.0$. The observed signal strengths for the individual $t\bar{t}H(H \rightarrow b\bar{b})$ channels and for their combination are summarised in Figure 11. The $t\bar{t} + b\bar{b}$ normalisation nuisance parameters obtained in the all-hadronic analysis (-0.6 ± 0.8) and the leptonic analysis ($+0.8 \pm 0.4$) The expected significance increases from 1.0σ for the leptonic final state of $t\bar{t}H(H \rightarrow b\bar{b})$ to 1.1σ for the combined $t\bar{t}H(H \rightarrow b\bar{b})$. Because the combined $t\bar{t}H(H \rightarrow b\bar{b})$ best-fit value of μ is lower than the leptonic-only value, the observed significance for the $t\bar{t}H(H \rightarrow b\bar{b})$ combination is reduced from 1.4σ (leptonic [16]) to 1.35σ (combined).

Figure 12 summarises the observed signal strength μ of the individual $t\bar{t}H$ channels ($H \rightarrow b\bar{b}$, $H \rightarrow \gamma\gamma$ and $H \rightarrow (WW^{(*)}, \tau\tau, ZZ^{(*)}) \rightarrow$ leptons) and the $t\bar{t}H$ combination. The observed (expected) significance of the combined $t\bar{t}H$ result is 2.33σ (1.53σ).

The combination of all $t\bar{t}H$ analyses yields an observed (expected) 95% CL upper limit of 3.1 (1.4) times the SM cross section. The observed 95% CL limits for the individual $t\bar{t}H$ channels and for the combination are shown in Figure 13 and in Table 9.

The result for the best-fit value is $\mu = 1.7 \pm 0.8$.

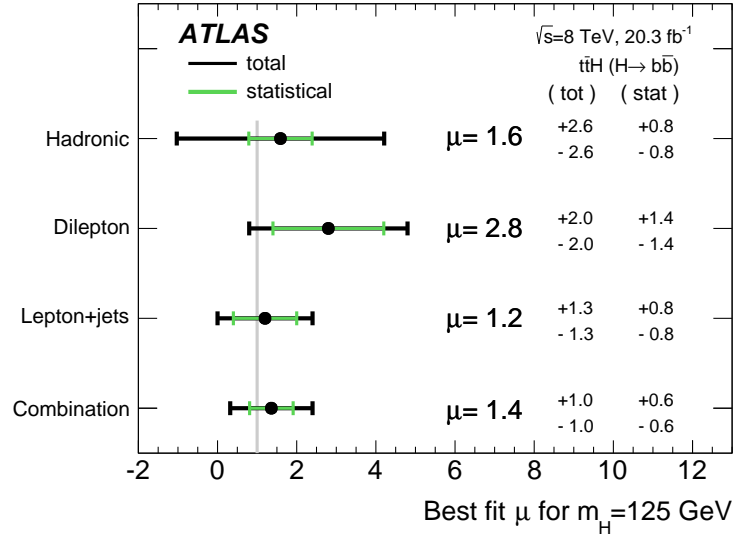


Figure 11: Summary of the measurements of the signal strength μ for $t\bar{t}H(H \rightarrow b\bar{b})$ production for the individual $H \rightarrow b\bar{b}$ channels and for their combination, assuming $m_H = 125$ GeV. The total (tot) and statistical (stat) uncertainties of μ are shown. The SM $\mu = 1$ expectation is shown as the grey line.

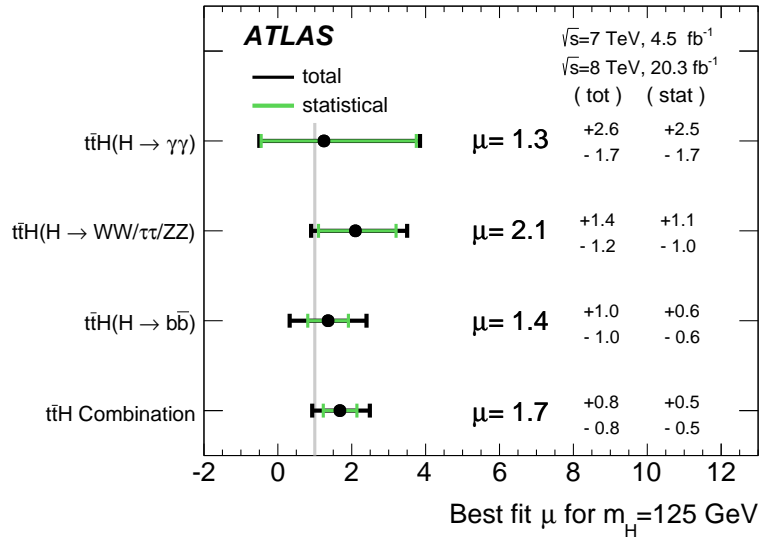


Figure 12: Summary of the measurements of the signal strength μ for the individual channels and for their combination, assuming $m_H = 125$ GeV. The total (tot) and statistical (stat) uncertainties of μ are shown. The SM $\mu = 1$ expectation is shown as the grey line.

12.3.2 Couplings

Sensitivity to $t - H$ and $W - H$ couplings stems from several sources: from the $t\bar{t}H$ production itself, from the Higgs boson decay branching fractions, from associated single top and Higgs boson production

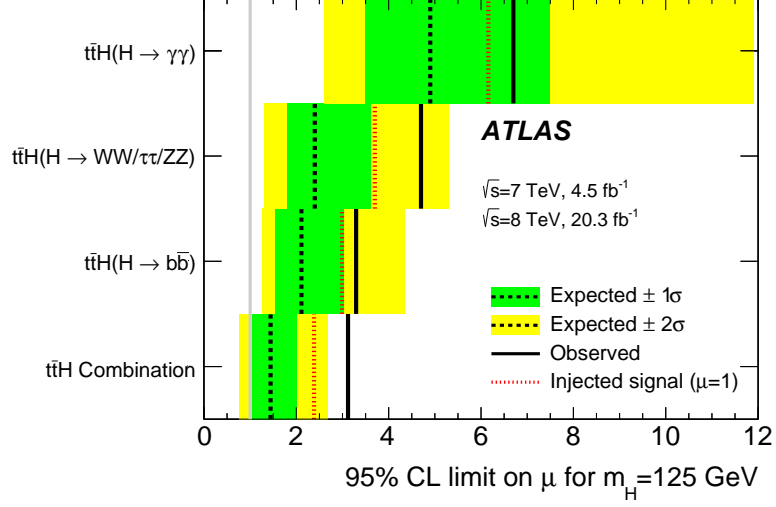


Figure 13: Upper limits on the signal strength μ for the individual channels as well as for their combination, at 95% CL. The observed limits (solid lines) are compared to the expected median limits under the background-only hypothesis (black dashed lines) and under the signal-plus-background hypothesis assuming the SM prediction for $\sigma(t\bar{t}H)$ (red dotted lines). The surrounding green and yellow bands correspond to the $\pm 1\sigma$ and $\pm 2\sigma$ ranges around the expected limits under the background-only hypothesis.

Table 9: Observed and expected (median, for the background-only hypothesis) upper limits at 95% CL on $\sigma(t\bar{t}H)$ relative to the SM prediction, for the individual channels as well as for their combination. The $\pm 1\sigma$ and $\pm 2\sigma$ ranges around the expected limit are also given. The expected median upper limits at 95% CL assuming the SM prediction for $\sigma(t\bar{t}H)$ are shown in the last column.

Analysis	95% CL upper limit							Signal strength
	Observed	Expected					median ($\mu = 1$)	μ
		-2σ	-1σ	median	$+1\sigma$	$+2\sigma$		
$t\bar{t}H(H \rightarrow \gamma\gamma)$	6.7	2.6	3.5	4.9	7.5	11.9	6.2	$1.2^{+2.6}_{-1.8}$
$t\bar{t}H(H \rightarrow \text{leptons})$	4.7	1.3	1.8	2.4	3.6	5.3	3.7	$2.1^{+1.4}_{-1.2}$
$t\bar{t}H(H \rightarrow b\bar{b})$	3.3	1.3	1.5	2.1	3.0	4.4	3.0	1.4 ± 1.0
$t\bar{t}H$ Combination	3.1	0.8	1.0	1.4	2.0	2.7	2.4	1.7 ± 0.8

processes ($tHjb$ and WtH), where interference terms include both the $t\bar{t}H$ and WWH vertices, and from the $H \rightarrow \gamma\gamma$ branching fraction, where again interferences between loop contributions from the top quark and the W boson are present. Different channels differ in their sensitivity to these components. A two-parameter fit is performed, assuming that all boson couplings scale with the same modifier κ_V , while all fermion couplings scale with the same modifier κ_F .

The parameterisation of the couplings for the $t\bar{t}H$ and tH production modes and for the different Higgs boson decay modes is taken from Refs. [7, 80]. Figure 14 shows the log-likelihood contours of κ_F versus κ_V for the combined $t\bar{t}H$ fit. The combination of all analysis channels slightly prefers positive κ_F . Additional studies, performed to determine the contribution of the individual analyses to the combined coupling

measurement, indicate that the $t\bar{t}H$, $H \rightarrow (WW^{(*)}, \tau\tau, ZZ^{(*)}) \rightarrow$ leptons analysis prefers somewhat enhanced $W - H$ coupling, which can only be compatible with the $t\bar{t}H(H \rightarrow \gamma\gamma)$ rate if the interference between $t\bar{t}H$ and WWH amplitudes is destructive, as expected in the SM.

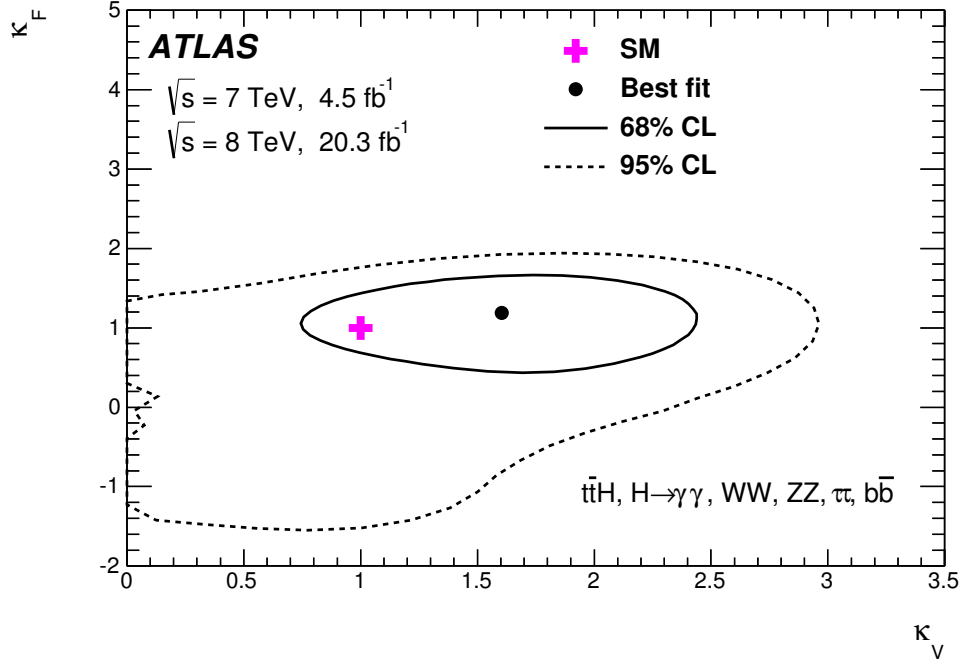


Figure 14: Log-likelihood for the combined $t\bar{t}H$ fit. The fit agrees with the SM expectation within the 68% CL contour. The physical boundary of $\kappa_V \geq 0$ is considered.

13 Conclusion

A search for the SM Higgs boson produced in association with a pair of top quarks ($t\bar{t}H$) has been carried out with the ATLAS detector at the Large Hadron Collider. The search focuses on $H \rightarrow b\bar{b}$ decays with $t\bar{t}$ pairs decaying hadronically. The data used correspond to an integrated luminosity of 20.3 fb^{-1} of pp collisions at $\sqrt{s} = 8 \text{ TeV}$. The analysis is carried out in six different jet and b -tagged jet multiplicity regions. Discrimination between signal and background is obtained by employing a boosted decision tree multivariate classifier in all regions. No significant excess of events above the background expectation is found for the SM Higgs boson with a mass of 125 GeV. An observed (expected) 95% CL upper limit of 6.4 (5.4) times the SM cross section is obtained. By performing a fit under the signal-plus-background hypothesis, the ratio of the measured signal strength to the SM expectation is found to be $\mu = 1.6 \pm 2.6$.

The statistical combination of all $t\bar{t}H$ analyses performed at $\sqrt{s} = 7 \text{ TeV}$ and 8 TeV yields an observed (expected) upper limit of 3.1 (1.4) times the SM cross section at 95% CL. The combined measured signal strength is found to be $\mu = 1.7 \pm 0.8$.

Acknowledgements

We thank CERN for the very successful operation of the LHC, as well as the support staff from our institutions without whom ATLAS could not be operated efficiently.

We acknowledge the support of ANPCyT, Argentina; YerPhI, Armenia; ARC, Australia; BMWFW and FWF, Austria; ANAS, Azerbaijan; SSTC, Belarus; CNPq and FAPESP, Brazil; NSERC, NRC and CFI, Canada; CERN; CONICYT, Chile; CAS, MOST and NSFC, China; COLCIENCIAS, Colombia; MSMT CR, MPO CR and VSC CR, Czech Republic; DNRF and DNSRC, Denmark; IN2P3-CNRS, CEA-DSM/IRFU, France; GNSF, Georgia; BMBF, HGF, and MPG, Germany; GSRT, Greece; RGC, Hong Kong SAR, China; ISF, I-CORE and Benoziyo Center, Israel; INFN, Italy; MEXT and JSPS, Japan; CNRST, Morocco; FOM and NWO, Netherlands; RCN, Norway; MNiSW and NCN, Poland; FCT, Portugal; MNE/IFA, Romania; MES of Russia and NRC KI, Russian Federation; JINR; MESTD, Serbia; MSSR, Slovakia; ARRS and MIZŠ, Slovenia; DST/NRF, South Africa; MINECO, Spain; SRC and Wallenberg Foundation, Sweden; SERI, SNSF and Cantons of Bern and Geneva, Switzerland; MOST, Taiwan; TAEK, Turkey; STFC, United Kingdom; DOE and NSF, United States of America. In addition, individual groups and members have received support from BCKDF, the Canada Council, CANARIE, CRC, Compute Canada, FQRNT, and the Ontario Innovation Trust, Canada; EPLANET, ERC, FP7, Horizon 2020 and Marie Skłodowska-Curie Actions, European Union; Investissements d’Avenir Labex and Idex, ANR, Région Auvergne and Fondation Partager le Savoir, France; DFG and AvH Foundation, Germany; Herakleitos, Thales and Aristeia programmes co-financed by EU-ESF and the Greek NSRF; BSF, GIF and Minerva, Israel; BRF, Norway; the Royal Society and Leverhulme Trust, United Kingdom.

The crucial computing support from all WLCG partners is acknowledged gratefully, in particular from CERN and the ATLAS Tier-1 facilities at TRIUMF (Canada), NDGF (Denmark, Norway, Sweden), CC-IN2P3 (France), KIT/GridKA (Germany), INFN-CNAF (Italy), NL-T1 (Netherlands), PIC (Spain), ASGC (Taiwan), RAL (UK) and BNL (USA) and in the Tier-2 facilities worldwide.

References

- [1] ATLAS Collaboration, *Observation of a new particle in the search for the Standard Model Higgs boson with the ATLAS detector at the LHC*, *Phys. Lett. B* **716** (2012) 1–29, arXiv:1207.7214 [hep-ex].
- [2] CMS Collaboration, *Observation of a new boson at a mass of 125 GeV with the CMS experiment at the LHC*, *Phys. Lett. B* **716** (2012) 30, arXiv:1207.7235v1 [hep-ex].
- [3] F. Englert and R. Brout, *Broken Symmetry and the Mass of Gauge Vector Mesons*, *Phys. Rev. Lett.* **13** (1964) 321.
- [4] P. W. Higgs, *Broken Symmetries and the Masses of Gauge Bosons*, *Phys. Rev. Lett.* **13** (1964) 508.
- [5] P. W. Higgs, *Broken Symmetries, Massless Particles and Gauge Fields*, *Phys. Lett.* **12** (1964) 132.
- [6] G. S. Guralnik, C. R. Hagen and T. B. W. Kibble, *Global Conservation Laws and Mass-less Particles*, *Phys. Rev. Lett.* **13** (1964) 585.
- [7] ATLAS Collaboration, *Measurements of the Higgs boson production and decay rates and coupling strengths using pp collision data at $\sqrt{s} = 7$ and 8 TeV in the ATLAS experiment*, *Eur. Phys. J. C* **76** (2016) 6, arXiv:1507.04548 [hep-ex].
- [8] ATLAS Collaboration, *Study of the spin and parity of the Higgs boson in diboson decays with the ATLAS detector*, *Eur. Phys. J. C* **75** (2015) 476, arXiv:1506.05669 [hep-ex].
- [9] CMS Collaboration, *Precise determination of the mass of the Higgs boson and tests of compatibility of its couplings with the standard model predictions using proton collisions at 7 and 8 TeV*, *Eur. Phys. J. C* **75** (2015) 212, arXiv:1412.8662 [hep-ex].
- [10] CMS Collaboration, *Constraints on the spin-parity and anomalous HVV couplings of the Higgs boson in proton collisions at 7 and 8 TeV*, *Phys. Rev. D* **92** (2015) 012004, arXiv:1411.3441 [hep-ex].
- [11] ATLAS Collaboration, *Constraints on the off-shell Higgs boson signal strength in the high-mass ZZ and WW final states with the ATLAS detector*, *Eur. Phys. J. C* **75** (2015) 335, arXiv:1503.01060 [hep-ex].
- [12] CMS Collaboration, *Constraints on the Higgs boson width from off-shell production and decay to Z-boson pairs*, *Phys. Lett. B* **736** (2014) 64–85, arXiv:1405.3455 [hep-ex].
- [13] LHC Higgs Cross Section Working Group, *Handbook of LHC Higgs Cross Sections: 1. Inclusive Observables*, (2011), arXiv:1101.0593 [hep-ph].
- [14] CMS Collaboration, *Search for the associated production of the Higgs boson with a top-quark pair*, *JHEP* **09** (2014) 087, [Erratum: *JHEP* 10 (2014) 106], arXiv:1408.1682 [hep-ex].
- [15] ATLAS Collaboration, *Search for the associated production of the Higgs boson with a top quark pair in multilepton final states with the ATLAS detector*, *Phys. Lett. B* **749** (2015) 519–541, arXiv:1506.05988 [hep-ex].

- [16] ATLAS Collaboration, *Search for the Standard Model Higgs boson produced in association with top quarks and decaying into $b\bar{b}$ in pp collisions at $\sqrt{s} = 8$ TeV with the ATLAS detector*, [Eur. Phys. J. C **75** \(2015\) 349](#), arXiv:[1503.05066 \[hep-ex\]](#).
- [17] ATLAS Collaboration, *Search for $H \rightarrow \gamma\gamma$ produced in association with top quarks and constraints on the Yukawa coupling between the top quark and the Higgs boson using data taken at 7 TeV and 8 TeV with the ATLAS detector*, [Phys. Lett. B **740** \(2015\) 222](#), arXiv:[1409.3122 \[hep-ph\]](#).
- [18] ATLAS Collaboration, *The ATLAS Experiment at the CERN Large Hadron Collider*, [JINST **3** \(2008\) S08003](#).
- [19] ATLAS Collaboration, *Performance of the ATLAS Trigger System in 2010*, [Eur. Phys. J. C **72** \(2012\) 1849](#), arXiv:[1110.1530 \[hep-ex\]](#).
- [20] M. Cacciari, G. P. Salam and G. Soyez, *The anti- k_t jet clustering algorithm*, [JHEP **04** \(2008\) 063](#), arXiv:[0802.1189 \[hep-ph\]](#).
- [21] M. Cacciari and G. P. Salam, *Dispelling the N^3 myth for the k_t jet-finder*, [Phys. Lett. B **641** \(2006\) 57](#), arXiv:[hep-ph/0512210 \[hep-ph\]](#).
- [22] M. Cacciari, G. P. Salam and G. Soyez, *FastJet User Manual*, [Eur. Phys. J. C **72** \(2012\) 1896](#), arXiv:[1111.6097 \[hep-ph\]](#), URL: <http://fastjet.fr/>.
- [23] C. Cojocaru et al., *Hadronic calibration of the ATLAS liquid argon end-cap calorimeter in the pseudorapidity region $1.6 < |\eta| < 1.8$ in beam tests*, [Nucl. Instrum. Meth. **531** \(2004\) 481](#), arXiv:[physics/0407009 \[physics\]](#).
- [24] T. Barillari et al., *Local hadronic calibration*, (2009), URL: <http://cdsweb.cern.ch/record/1112035>.
- [25] ATLAS Collaboration, *Jet energy measurement with the ATLAS detector in proton-proton collisions at $\sqrt{s} = 7$ TeV*, [Eur. Phys. J. C **73** \(2013\) 2304](#), arXiv:[1112.6426 \[hep-ex\]](#).
- [26] ATLAS Collaboration, *Performance of b-Jet Identification in the ATLAS Experiment*, (2015), arXiv:[1512.01094 \[hep-ex\]](#).
- [27] ATLAS Collaboration, *Selection of jets produced in proton-proton collisions with the ATLAS detector using 2011 data*, (2012), URL: <http://cdsweb.cern.ch/record/1430034>.
- [28] G. Bevilacqua et al., *HELAC-NLO*, [Comput. Phys. Commun. **184** \(2013\) 986](#), arXiv:[1110.1499 \[hep-ph\]](#).
- [29] P. Nason, *A new method for combining NLO QCD with shower Monte Carlo algorithms*, [JHEP **11** \(2004\) 040](#), arXiv:[hep-ph/0409146](#).
- [30] S. Frixione, P. Nason and C. Oleari, *Matching NLO QCD computations with Parton Shower simulations: the POWHEG method*, [JHEP **11** \(2007\) 070](#), arXiv:[0709.2092 \[hep-ph\]](#).
- [31] S. Alioli et al., *A general framework for implementing NLO calculations in shower Monte Carlo programs: the POWHEG BOX*, [JHEP **06** \(2010\) 040](#), arXiv:[1002.2581 \[hep-ph\]](#).
- [32] M. Garzelli et al., *Standard Model Higgs boson production in association with a top anti-top pair at NLO with parton showering*, [Europhys. Lett. **96** \(2011\) 11001](#), arXiv:[1108.0387 \[hep-ph\]](#).

- [33] H.-L. Lai et al., *New parton distributions for collider physics*, *Phys. Rev. D* **82** (2010) 074024, arXiv:1007.2241 [hep-ph].
- [34] T. Sjöstrand, S. Mrenna and P. Skands, *A Brief Introduction to PYTHIA 8.1*, *Comput. Phys. Commun.* **178** (2008) 852, arXiv:0710.3820 [hep-ph].
- [35] P. M. Nadolsky et al., *Implications of CTEQ global analysis for collider observables*, *Phys. Rev. D* **78** (2008) 013004, arXiv:0802.0007 [hep-ph].
- [36] ATLAS Collaboration, *Summary of ATLAS PYTHIA 8 tunes*, (2012), URL: <http://cdsweb.cern.ch/record/1474107>.
- [37] G. Corcella et al., *HERWIG 6: an event generator for hadron emission reactions with interfering gluons (including supersymmetric processes)*, *JHEP* **01** (2001) 010.
- [38] NNPDF Collaboration, R. D. Ball et al., *Parton distributions with LHC data*, *Nucl. Phys. B* **867** (2013) 244, arXiv:1207.1303 [hep-ph].
- [39] T. Sjöstrand, S. Mrenna and P. Skands, *PYTHIA 6.4 Physics and Manual*, *JHEP* **05** (2006) 026, arXiv:hep-ph/0603175v2 [hep-ph].
- [40] P. Z. Skands, *Tuning Monte Carlo Generators: The Perugia Tunes*, *Phys. Rev. D* **82** (2010) 074018, arXiv:hep-ph/1005.3457 [hep-ph].
- [41] M. Cacciari et al., *Top-pair production at hadron colliders with next-to-next-to-leading logarithmic soft-gluon resummation*, *Phys. Lett. B* **710** (2012) 612, arXiv:1111.5869 [hep-ph].
- [42] P. Barnreuther et al., *Percent Level Precision Physics at the Tevatron: First Genuine NNLO QCD Corrections to $q\bar{q} \rightarrow t\bar{t} + X$* , *Phys. Rev. Lett.* **109** (2012) 132001, arXiv:1204.5201 [hep-ph].
- [43] M. Czakon and A. Mitov, *NNLO corrections to top-pair production at hadron colliders: the all-fermionic scattering channels*, *JHEP* **12** (2012) 054, arXiv:1207.0236 [hep-ph].
- [44] M. Czakon and A. Mitov, *NNLO corrections to top-pair production at hadron colliders: the quark-gluon reaction*, *JHEP* **01** (2013) 080, arXiv:1210.6832 [hep-ph].
- [45] M. Czakon, P. Fiedler and A. Mitov, *The total top quark pair production cross-section at hadron colliders through $O(\alpha_s^4)$* , *Phys. Rev. Lett.* **110** (2013) 252004, arXiv:1303.6254 [hep-ph].
- [46] M. Czakon and A. Mitov, *Top++: a program for the calculation of the top-pair cross-section at hadron colliders*, *Comput. Phys. Commun.* **185** (2014) 2930, arXiv:1112.5675 [hep-ph].
- [47] F. Cascioli et al., *NLO matching for $t\bar{t}b\bar{b}$ production with massive b -quarks*, *Phys. Lett. B* **734** (2014) 210, arXiv:1309.5912 [hep-ph].
- [48] T. Gleisberg et al., *Event generation with SHERPA 1.1*, *JHEP* **02** (2009) 007, arXiv:0811.4622 [hep-ph].
- [49] F. Cascioli, P. Maierhöfer and S. Pozzorini, *Scattering Amplitudes with Open Loops*, *Phys. Rev. Lett.* **108** (2012) 111601, arXiv:1111.5206 [hep-ph].
- [50] ATLAS Collaboration, *Measurements of normalized differential cross sections for $t\bar{t}$ production in pp collisions at $\sqrt{s} = 7$ TeV using the ATLAS detector*, *Phys. Rev. D* **90** (2014) 072004, arXiv:1407.0371 [hep-ex].

- [51] B. P. Kersevan and E. Richter-Was, *The Monte Carlo event generator ACERMC versions 2.0 to 3.8 with interfaces to PYTHIA 6.4, HERWIG 6.5 and ARIADNE 4.1*, *Comput. Phys. Commun.* **184** (2013) 919–985, arXiv:[hep-ph/0405247](#) [hep-ph].
- [52] S. Frixione et al., *Single-top production in MC@NLO*, *JHEP* **03** (2006) 092, arXiv:[hep-ph/0512250](#) [hep-ph].
- [53] N. Kidonakis, *Next-to-next-to-leading-order collinear and soft gluon corrections for t-channel single top quark production*, *Phys. Rev. D* **83** (2011) 091503, arXiv:[1103.2792](#) [hep-ph].
- [54] N. Kidonakis, *Next-to-next-to-leading logarithm resummation for s-channel single top quark production*, *Phys. Rev. D* **81** (2010) 054028, arXiv:[hep-ph/1001.5034](#) [hep-ph].
- [55] A. D. Martin et al., *Parton distributions for the LHC*, *Eur. Phys. J. C* **63** (2009) 189, arXiv:[0901.0002](#) [hep-ph].
- [56] A. D. Martin et al., *Uncertainties on α_s in global PDF analyses and implications for predicted hadronic cross sections*, *Eur. Phys. J. C* **64** (2009) 653, arXiv:[0905.3531](#) [hep-ph].
- [57] J. Alwall et al., *MadGraph/MadEvent v4: the new web generation*, *JHEP* **09** (2007) 028, arXiv:[0706.2334](#) [hep-ph].
- [58] J. M. Campbell and R. K. Ellis, *$t\bar{t}W^\pm$ production and decay at NLO*, *JHEP* **07** (2012) 052, arXiv:[1204.5678](#) [hep-ph].
- [59] M. V. Garzelli et al., *$t\bar{t}W^\pm$ and $t\bar{t}Z$ Hadroproduction at NLO accuracy in QCD with Parton Shower and Hadronization effects*, *JHEP* **11** (2012) 056, arXiv:[1208.2665](#) [hep-ph].
- [60] J. Alwall et al., *The automated computation of tree-level and next-to-leading order differential cross sections, and their matching to parton shower simulations*, *JHEP* **07** (2014) 079, arXiv:[1405.0301](#) [hep-ph].
- [61] M. Bähr et al., *Herwig++ Physics and Manual*, *Eur. Phys. J. C* **58** (2008) 639, arXiv:[0803.0883](#) [hep-ph].
- [62] J. Bellm et al., *Herwig++ 2.7 Release Note*, (2013), arXiv:[1310.6877](#) [hep-ph].
- [63] J. Butterworth, J. Forshaw and M. Seymour, *Multiparton interactions in photoproduction at HERA*, *Z. Phys. C* **72** (1996) 637, arXiv:[hep-ph/9601371](#) [hep-ph].
- [64] P. Golonka and Z. Was, *PHOTOS Monte Carlo: a precision tool for QED corrections in Z and W decays*, *Eur. Phys. J. C* **45** (2006) 97, arXiv:[hep-ph/0506026](#) [hep-ph].
- [65] S. Jadach, J. H. Kühn and Z. Was, *TAUOLA - a library of Monte Carlo programs to simulate decays of polarized τ leptons*, *Comput. Phys. Commun.* **64** (1991) 275.
- [66] ATLAS Collaboration, *The ATLAS Simulation Infrastructure*, *Eur. Phys. J. C* **70** (2010) 823–874, arXiv:[1005.4568](#) [physics.ins-det].
- [67] GEANT4 Collaboration, S. Agostinelli et al., *GEANT4: A simulation toolkit*, *Nucl. Instrum. Meth. A* **506** (2003) 250.
- [68] ATLAS Collaboration, *The simulation principle and performance of the ATLAS fast calorimeter simulation FastCaloSim*, (2010), URL: <http://cdsweb.cern.ch/record/1300517>.

- [69] DØ Collaboration, V. M. Abazov et al., *Measurement of the $t\bar{t}$ production cross section in $p\bar{p}$ collisions at $\sqrt{s} = 1.96$ TeV using secondary vertex b -tagging*, *Phys. Rev. D* **74** (2006) 112004, arXiv:[hep-ex/0611002](https://arxiv.org/abs/hep-ex/0611002) [[hep-ex](#)].
- [70] R. Achenbach et al., *The ATLAS Level-1 Calorimeter Trigger*, *JINST* **3** (2008) P03001.
- [71] A. Hoecker et al., *TMVA - Toolkit for Multivariate Data Analysis*, PoS **ACAT** (2007) 040, arXiv:[physics/0703039](https://arxiv.org/abs/physics/0703039) [[physics](#)].
- [72] G. Cowan et al., *Asymptotic formulae for likelihood-based tests of new physics*, *Eur. Phys. J. C* **71** (2011) 1554, arXiv:[1007.1727](https://arxiv.org/abs/1007.1727) [[physics](#)].
- [73] ATLAS Collaboration, *Improved luminosity determination in pp collisions at $\sqrt{s} = 7$ TeV using the ATLAS detector at the LHC*, *Eur. Phys. J. C* **73** (2013) 2518, arXiv:[1302.4393](https://arxiv.org/abs/1302.4393) [[hep-ex](#)].
- [74] ATLAS Collaboration, *Measurement of the mistag rate of b -tagging algorithms with 5 fb^{-1} of data collected by the ATLAS detector*, (2012), URL: <http://cdsweb.cern.ch/record/1435194>.
- [75] M. Botje et al., *The PDF4LHC Working Group Interim Recommendations*, (2011), arXiv:[1101.0538](https://arxiv.org/abs/1101.0538) [[hep-ph](#)].
- [76] T. Junk, *Confidence level computation for combining searches with small statistics*, *Nucl. Instrum. Meth.* **434** (1999) 435, arXiv:[hep-ex/9902006](https://arxiv.org/abs/hep-ex/9902006) [[hep-ex](#)].
- [77] A. L. Read, *Presentation of search results: the CL_s technique*, *J. Phys. G* **28** (2002) 2693.
- [78] W. Verkerke and D. Kirkby, *RooFit Users Manual v2.91*, (2008), URL: <http://roofit.sourceforge.net>.
- [79] M. Feindt and U. Kerzel, *The NeuroBayes neural network package*, *Nucl. Instrum. Meth. A* **559** (2006) 190.
- [80] LHC Higgs Cross Section Working Group, *Handbook of LHC Higgs Cross Sections: 3. Higgs Properties*, CERN-2013-004 (2013), arXiv:[1307.1347](https://arxiv.org/abs/1307.1347) [[hep-ph](#)].

The ATLAS Collaboration

G. Aad⁸⁷, B. Abbott¹¹⁴, J. Abdallah⁶⁵, O. Abdinov¹², B. Abeloos¹¹⁸, R. Aben¹⁰⁸, M. Abolins⁹², O.S. AbouZeid¹³⁸, N.L. Abraham¹⁵⁰, H. Abramowicz¹⁵⁴, H. Abreu¹⁵³, R. Abreu¹¹⁷, Y. Abulaiti^{147a,147b}, B.S. Acharya^{164a,164b,a}, L. Adamczyk^{40a}, D.L. Adams²⁷, J. Adelman¹⁰⁹, S. Adomeit¹⁰¹, T. Adye¹³², A.A. Affolder⁷⁶, T. Agatonovic-Jovin¹⁴, J. Agricola⁵⁶, J.A. Aguilar-Saavedra^{127a,127f}, S.P. Ahlen²⁴, F. Ahmadov^{67,b}, G. Aielli^{134a,134b}, H. Akerstedt^{147a,147b}, T.P.A. Åkesson⁸³, A.V. Akimov⁹⁷, G.L. Alberghi^{22a,22b}, J. Albert¹⁶⁹, S. Albrand⁵⁷, M.J. Alconada Verzini⁷³, M. Aleksa³², I.N. Aleksandrov⁶⁷, C. Alexa^{28b}, G. Alexander¹⁵⁴, T. Alexopoulos¹⁰, M. Alhroob¹¹⁴, M. Aliev^{75a,75b}, G. Alimonti^{93a}, J. Alison³³, S.P. Alkire³⁷, B.M.M. Allbrooke¹⁵⁰, B.W. Allen¹¹⁷, P.P. Allport¹⁹, A. Aloisio^{105a,105b}, A. Alonso³⁸, F. Alonso⁷³, C. Alpigiani¹³⁹, M. Alstаты⁸⁷, B. Alvarez Gonzalez³², D. Álvarez Piqueras¹⁶⁷, M.G. Alvigi^{105a,105b}, B.T. Amadio¹⁶, K. Amako⁶⁸, Y. Amaral Coutinho^{26a}, C. Amelung²⁵, D. Amidei⁹¹, S.P. Amor Dos Santos^{127a,127c}, A. Amorim^{127a,127b}, S. Amoroso³², G. Amundsen²⁵, C. Anastopoulos¹⁴⁰, L.S. Ancu⁵¹, N. Andari¹⁰⁹, T. Andeen¹¹, C.F. Anders^{60b}, G. Anders³², J.K. Anders⁷⁶, K.J. Anderson³³, A. Andreazza^{93a,93b}, V. Andrei^{60a}, S. Angelidakis⁹, I. Angelozzi¹⁰⁸, P. Anger⁴⁶, A. Angerami³⁷, F. Anghinolfi³², A.V. Anisenkov^{110,c}, N. Anjos¹³, A. Annovi^{125a,125b}, M. Antonelli⁴⁹, A. Antonov⁹⁹, J. Antos^{145b}, F. Anulli^{133a}, M. Aoki⁶⁸, L. Aperio Bella¹⁹, G. Arabidze⁹², I. Aracena¹⁴⁴, Y. Arai⁶⁸, J.P. Araque^{127a}, A.T.H. Arce⁴⁷, F.A. Arduh⁷³, J-F. Arguin⁹⁶, S. Argyropoulos⁶⁵, M. Arik^{20a}, A.J. Armbruster³², L.J. Armitage⁷⁸, O. Arnaez³², H. Arnold⁵⁰, M. Arratia³⁰, O. Arslan²³, A. Artamonov⁹⁸, G. Artoni¹²¹, S. Artz⁸⁵, S. Asai¹⁵⁶, N. Asbah⁴⁴, A. Ashkenazi¹⁵⁴, B. Åsman^{147a,147b}, L. Asquith¹⁵⁰, K. Assamagan²⁷, R. Astalos^{145a}, M. Atkinson¹⁶⁶, N.B. Atlay¹⁴², K. Augsten¹²⁹, G. Avolio³², B. Axen¹⁶, M.K. Ayoub¹¹⁸, G. Azuelos^{96,d}, M.A. Baak³², A.E. Baas^{60a}, M.J. Baca¹⁹, H. Bachacou¹³⁷, K. Bachas^{75a,75b}, M. Backes³², M. Backhaus³², P. Bagiacchi^{133a,133b}, P. Bagnaia^{133a,133b}, Y. Bai^{35a}, J.T. Baines¹³², O.K. Baker¹⁷⁶, E.M. Baldwin^{110,c}, P. Balek¹³⁰, T. Balestri¹⁴⁹, F. Balli¹³⁷, W.K. Balunas¹²³, E. Banas⁴¹, Sw. Banerjee^{173,e}, A.A.E. Bannoura¹⁷⁵, L. Barak³², E.L. Barberio⁹⁰, D. Barberis^{52a,52b}, M. Barbero⁸⁷, T. Barillari¹⁰², T. Barklow¹⁴⁴, N. Barlow³⁰, S.L. Barnes⁸⁶, B.M. Barnett¹³², R.M. Barnett¹⁶, Z. Barnovska⁵, A. Baroncelli^{135a}, G. Barone²⁵, A.J. Barr¹²¹, L. Barranco Navarro¹⁶⁷, F. Barreiro⁸⁴, J. Barreiro Guimarães da Costa^{35a}, R. Bartoldus¹⁴⁴, A.E. Barton⁷⁴, P. Bartos^{145a}, A. Basalae¹²⁴, A. Bassalat¹¹⁸, R.L. Bates⁵⁵, S.J. Batista¹⁵⁹, J.R. Batley³⁰, M. Battaglia¹³⁸, M. Baucé^{133a,133b}, F. Bauer¹³⁷, H.S. Bawa^{144,f}, J.B. Beacham¹¹², M.D. Beattie⁷⁴, T. Beau⁸², P.H. Beauchemin¹⁶², P. Bechtel²³, H.P. Beck^{18,g}, K. Becker¹²¹, M. Becker⁸⁵, M. Beckingham¹⁷⁰, C. Becot¹¹¹, A.J. Beddall^{20e}, A. Beddall^{20b}, V.A. Bednyakov⁶⁷, M. Bedognetti¹⁰⁸, C.P. Bee¹⁴⁹, L.J. Beemster¹⁰⁸, T.A. Beermann³², M. Begel²⁷, J.K. Behr⁴⁴, C. Belanger-Champagne⁸⁹, A.S. Bell⁸⁰, G. Bella¹⁵⁴, L. Bellagamba^{22a}, A. Bellerive³¹, M. Bellomo⁸⁸, K. Belotskiy⁹⁹, O. Beltramello³², N.L. Belyaev⁹⁹, O. Benary¹⁵⁴, D. Bencheikroun^{136a}, M. Bender¹⁰¹, K. Bendtz^{147a,147b}, N. Benekos¹⁰, Y. Benhammou¹⁵⁴, E. Benhar Nocchioli¹⁷⁶, J. Benitez⁶⁵, J.A. Benitez Garcia^{160b}, D.P. Benjamin⁴⁷, J.R. Bensinger²⁵, S. Bentvelsen¹⁰⁸, L. Beresford¹²¹, M. Beretta⁴⁹, D. Berge¹⁰⁸, E. Bergeaas Kuutmann¹⁶⁵, N. Berger⁵, J. Beringer¹⁶, S. Berlendis⁵⁷, N.R. Bernard⁸⁸, C. Bernius¹¹¹, F.U. Bernlochner²³, T. Berry⁷⁹, P. Berta¹³⁰, C. Bertella⁸⁵, G. Bertoli^{147a,147b}, F. Bertolucci^{125a,125b}, I.A. Bertram⁷⁴, C. Bertsche¹¹⁴, D. Bertsche¹¹⁴, G.J. Besjes³⁸, O. Bessidskaia Bylund^{147a,147b}, M. Bessner⁴⁴, N. Besson¹³⁷, C. Betancourt⁵⁰, S. Bethke¹⁰², A.J. Bevan⁷⁸, W. Bhimji¹⁶, R.M. Bianchi¹²⁶, L. Bianchini²⁵, M. Bianco³², O. Biebel¹⁰¹, D. Biedermann¹⁷, R. Bielski⁸⁶, N.V. Biesuz^{125a,125b}, M. Biglietti^{135a}, J. Bilbao De Mendizabal⁵¹, H. Bilokon⁴⁹, M. Bindi⁵⁶, S. Binet¹¹⁸, A. Bingul^{20b}, C. Bini^{133a,133b}, S. Biondi^{22a,22b}, D.M. Bjergaard⁴⁷, C.W. Black¹⁵¹, J.E. Black¹⁴⁴, K.M. Black²⁴, D. Blackburn¹³⁹, R.E. Blair⁶, J.-B. Blanchard¹³⁷, J.E. Blanco⁷⁹, T. Blazek^{145a}, I. Bloch⁴⁴, C. Blocker²⁵, W. Blum^{85,*}, U. Blumenschein⁵⁶, S. Blunier^{34a},

G.J. Bobbink¹⁰⁸, V.S. Bobrovnikov^{110,c}, S.S. Bocchetta⁸³, A. Bocci⁴⁷, C. Bock¹⁰¹, M. Boehler⁵⁰, D. Boerner¹⁷⁵, J.A. Bogaerts³², D. Bogavac¹⁴, A.G. Bogdanchikov¹¹⁰, C. Bohm^{147a}, V. Boisvert⁷⁹, T. Bold^{40a}, V. Boldea^{28b}, A.S. Boldyrev^{164a,164c}, M. Bomben⁸², M. Bona⁷⁸, M. Boonekamp¹³⁷, A. Borisov¹³¹, G. Borissov⁷⁴, J. Bortfeldt¹⁰¹, D. Bortoletto¹²¹, V. Bortolotto^{62a,62b,62c}, K. Bos¹⁰⁸, D. Boscherini^{22a}, M. Bosman¹³, J.D. Bossio Sola²⁹, J. Boudreau¹²⁶, J. Bouffard², E.V. Bouhova-Thacker⁷⁴, D. Boumediene³⁶, C. Bourdarios¹¹⁸, S.K. Boutle⁵⁵, A. Boveia³², J. Boyd³², I.R. Boyko⁶⁷, J. Bracinik¹⁹, A. Brandt⁸, G. Brandt⁵⁶, O. Brandt^{60a}, U. Bratzler¹⁵⁷, B. Brau⁸⁸, J.E. Brau¹¹⁷, H.M. Braun^{175,*}, W.D. Breaden Madden⁵⁵, K. Brendlinger¹²³, A.J. Brennan⁹⁰, L. Brenner¹⁰⁸, R. Brenner¹⁶⁵, S. Bressler¹⁷², T.M. Bristow⁴⁸, D. Britton⁵⁵, D. Britzger⁴⁴, F.M. Brochu³⁰, I. Brock²³, R. Brock⁹², G. Brooijmans³⁷, T. Brooks⁷⁹, W.K. Brooks^{34b}, J. Brosamer¹⁶, E. Brost¹¹⁷, J.H. Broughton¹⁹, P.A. Bruckman de Renstrom⁴¹, D. Bruncko^{145b}, R. Bruneliere⁵⁰, A. Bruni^{22a}, G. Bruni^{22a}, B.H. Brunt³⁰, M. Bruschi^{22a}, N. Brusino²³, P. Bryant³³, L. Bryngemark⁸³, T. Buanes¹⁵, Q. Buat¹⁴³, P. Buchholz¹⁴², A.G. Buckley⁵⁵, I.A. Budagov⁶⁷, F. Buehrer⁵⁰, M.K. Bugge¹²⁰, O. Bulekov⁹⁹, D. Bullock⁸, H. Burckhart³², S. Burdin⁷⁶, C.D. Burgard⁵⁰, B. Burghgrave¹⁰⁹, K. Burka⁴¹, S. Burke¹³², I. Burmeister⁴⁵, E. Busato³⁶, D. Büscher⁵⁰, V. Büscher⁸⁵, P. Bussey⁵⁵, J.M. Butler²⁴, C.M. Buttar⁵⁵, J.M. Butterworth⁸⁰, P. Butti¹⁰⁸, W. Buttinger²⁷, A. Buzatu⁵⁵, A.R. Buzykaev^{110,c}, S. Cabrera Urbán¹⁶⁷, D. Caforio¹²⁹, V.M. Cairo^{39a,39b}, O. Cakir^{4a}, N. Calace⁵¹, P. Calafiura¹⁶, A. Calandri⁸⁷, G. Calderini⁸², P. Calfayan¹⁰¹, L.P. Caloba^{26a}, D. Calvet³⁶, S. Calvet³⁶, T.P. Calvet⁸⁷, R. Camacho Toro³³, S. Camarda³², P. Camarri^{134a,134b}, D. Cameron¹²⁰, R. Caminal Armadans¹⁶⁶, C. Camincher⁵⁷, S. Campana³², M. Campanelli⁸⁰, A. Camplani^{93a,93b}, A. Campoverde¹⁴⁹, V. Canale^{105a,105b}, A. Canepa^{160a}, M. Cano Bret^{35e}, J. Cantero⁸⁴, R. Cantrill^{127a}, T. Cao⁴², M.D.M. Capeans Garrido³², I. Caprini^{28b}, M. Caprini^{28b}, M. Capua^{39a,39b}, R. Caputo⁸⁵, R.M. Carbone³⁷, R. Cardarelli^{134a}, F. Cardillo⁵⁰, I. Carli¹³⁰, T. Carli³², G. Carlino^{105a}, L. Carminati^{93a,93b}, S. Caron¹⁰⁷, E. Carquin^{34b}, G.D. Carrillo-Montoya³², J.R. Carter³⁰, J. Carvalho^{127a,127c}, D. Casadei¹⁹, M.P. Casado^{13,h}, M. Casolino¹³, D.W. Casper¹⁶³, E. Castaneda-Miranda^{146a}, A. Castelli¹⁰⁸, V. Castillo Gimenez¹⁶⁷, N.F. Castro^{127a,i}, A. Catinaccio³², J.R. Catmore¹²⁰, A. Cattai³², J. Caudron⁸⁵, V. Cavaliere¹⁶⁶, E. Cavallaro¹³, D. Cavalli^{93a}, M. Cavalli-Sforza¹³, V. Cavasinni^{125a,125b}, F. Ceradini^{135a,135b}, L. Cerda Alberich¹⁶⁷, B.C. Cerio⁴⁷, A.S. Cerqueira^{26b}, A. Cerri¹⁵⁰, L. Cerrito⁷⁸, F. Cerutti¹⁶, M. Cerv³², A. Cervelli¹⁸, S.A. Cetin^{20d}, A. Chafaq^{136a}, D. Chakraborty¹⁰⁹, S.K. Chan⁵⁹, Y.L. Chan^{62a}, P. Chang¹⁶⁶, J.D. Chapman³⁰, D.G. Charlton¹⁹, A. Chatterjee⁵¹, C.C. Chau¹⁵⁹, C.A. Chavez Barajas¹⁵⁰, S. Che¹¹², S. Cheatham⁷⁴, A. Chegwidden⁹², S. Chekanov⁶, S.V. Chekulaev^{160a}, G.A. Chelkov^{67,j}, M.A. Chelstowska⁹¹, C. Chen⁶⁶, H. Chen²⁷, K. Chen¹⁴⁹, S. Chen^{35c}, S. Chen¹⁵⁶, X. Chen^{35f}, Y. Chen⁶⁹, H.C. Cheng⁹¹, H.J. Cheng^{35a}, Y. Cheng³³, A. Cheplakov⁶⁷, E. Cheremushkina¹³¹, R. Cherkaoui El Moursli^{136e}, V. Chernyatin^{27,*}, E. Cheu⁷, L. Chevalier¹³⁷, V. Chiarella⁴⁹, G. Chiarelli^{125a,125b}, G. Chiodini^{75a}, A.S. Chisholm¹⁹, A. Chitan^{28b}, M.V. Chizhov⁶⁷, K. Choi⁶³, A.R. Chomont³⁶, S. Chouridou⁹, B.K.B. Chow¹⁰¹, V. Christodoulou⁸⁰, D. Chromek-Burckhart³², J. Chudoba¹²⁸, A.J. Chuinard⁸⁹, J.J. Chwastowski⁴¹, L. Chytka¹¹⁶, G. Ciapetti^{133a,133b}, A.K. Ciftci^{4a}, D. Cinca⁵⁵, V. Cindro⁷⁷, I.A. Cioara²³, A. Ciocio¹⁶, F. Ciroto^{105a,105b}, Z.H. Citron¹⁷², M. Ciubancan^{28b}, A. Clark⁵¹, B.L. Clark⁵⁹, M.R. Clark³⁷, P.J. Clark⁴⁸, R.N. Clarke¹⁶, C. Clement^{147a,147b}, Y. Coadou⁸⁷, M. Cobal^{164a,164c}, A. Coccaro⁵¹, J. Cochran⁶⁶, L. Coffey²⁵, L. Colasurdo¹⁰⁷, B. Cole³⁷, S. Cole¹⁰⁹, A.P. Colijn¹⁰⁸, J. Collot⁵⁷, T. Colombo³², G. Compostella¹⁰², P. Conde Muiño^{127a,127b}, E. Coniavitis⁵⁰, S.H. Connell^{146b}, I.A. Connelly⁷⁹, V. Consorti⁵⁰, S. Constantinescu^{28b}, C. Conta^{122a,122b}, G. Conti³², F. Conventi^{105a,k}, M. Cooke¹⁶, B.D. Cooper⁸⁰, A.M. Cooper-Sarkar¹²¹, K.J.R. Cormier¹⁵⁹, T. Cornelissen¹⁷⁵, M. Corradi^{133a,133b}, F. Corriveau^{89,l}, A. Corso-Radu¹⁶³, A. Cortes-Gonzalez¹³, G. Cortiana¹⁰², G. Costa^{93a}, M.J. Costa¹⁶⁷, D. Costanzo¹⁴⁰, G. Cottin³⁰, G. Cowan⁷⁹, B.E. Cox⁸⁶, K. Cranmer¹¹¹, S.J. Crawley⁵⁵, G. Cree³¹, S. Crépe-Renaudin⁵⁷, F. Crescioli⁸², W.A. Cribbs^{147a,147b}, M. Crispin Ortuzar¹²¹, M. Cristinziani²³, V. Croft¹⁰⁷,

G. Crosetti^{39a,39b}, T. Cuhadar Donszelmann¹⁴⁰, J. Cummings¹⁷⁶, M. Curatolo⁴⁹, J. Cúth⁸⁵,
C. Cuthbert¹⁵¹, H. Cziri¹⁴², P. Czodrowski³, S. D'Auria⁵⁵, M. D'Onofrio⁷⁶,
M.J. Da Cunha Sargedas De Sousa^{127a,127b}, C. Da Via⁸⁶, W. Dabrowski^{40a}, T. Dado^{145a}, T. Dai⁹¹,
O. Dale¹⁵, F. Dallaire⁹⁶, C. Dallapiccola⁸⁸, M. Dam³⁸, J.R. Dandoy³³, N.P. Dang⁵⁰, A.C. Daniells¹⁹,
N.S. Dann⁸⁶, M. Danninger¹⁶⁸, M. Dano Hoffmann¹³⁷, V. Dao⁵⁰, G. Darbo^{52a}, S. Darmora⁸,
J. Dassoulas³, A. Dattagupta⁶³, W. Davey²³, C. David¹⁶⁹, T. Davidek¹³⁰, M. Davies¹⁵⁴, P. Davison⁸⁰,
E. Dawe⁹⁰, I. Dawson¹⁴⁰, R.K. Daya-Ishmukhametova⁸⁸, K. De⁸, R. de Asmundis^{105a},
A. De Benedetti¹¹⁴, S. De Castro^{22a,22b}, S. De Cecco⁸², N. De Groot¹⁰⁷, P. de Jong¹⁰⁸, H. De la Torre⁸⁴,
F. De Lorenzi⁶⁶, D. De Pedis^{133a}, A. De Salvo^{133a}, U. De Sanctis¹⁵⁰, A. De Santo¹⁵⁰,
J.B. De Vivie De Regie¹¹⁸, W.J. Dearnaley⁷⁴, R. Debbe²⁷, C. Debenedetti¹³⁸, D.V. Dedovich⁶⁷,
I. Deigaard¹⁰⁸, J. Del Peso⁸⁴, T. Del Prete^{125a,125b}, D. Delgove¹¹⁸, F. Deliot¹³⁷, C.M. Delitzsch⁵¹,
M. Deliyergiyev⁷⁷, A. Dell'Acqua³², L. Dell'Asta²⁴, M. Dell'Orso^{125a,125b}, M. Della Pietra^{105a,k},
D. della Volpe⁵¹, M. Delmastro⁵, P.A. Delsart⁵⁷, C. Deluca¹⁰⁸, D.A. DeMarco¹⁵⁹, S. Demers¹⁷⁶,
M. Demichev⁶⁷, A. Demilly⁸², S.P. Denisov¹³¹, D. Denysiuk¹³⁷, D. Derendarz⁴¹, J.E. Derkaoui^{136d},
F. Derue⁸², P. Dervan⁷⁶, K. Desch²³, C. Deterre⁴⁴, K. Dette⁴⁵, P.O. Deviveiros³², A. Dewhurst¹³²,
S. Dhaliwal²⁵, A. Di Ciaccio^{134a,134b}, L. Di Ciaccio⁵, W.K. Di Clemente¹²³, C. Di Donato^{133a,133b},
A. Di Girolamo³², B. Di Girolamo³², B. Di Micco^{135a,135b}, R. Di Nardo⁴⁹, A. Di Simone⁵⁰,
R. Di Sipio¹⁵⁹, D. Di Valentino³¹, C. Diaconu⁸⁷, M. Diamond¹⁵⁹, F.A. Dias⁴⁸, M.A. Diaz^{34a},
E.B. Diehl⁹¹, J. Dietrich¹⁷, S. Diglio⁸⁷, A. Dimitrievska¹⁴, J. Dingfelder²³, P. Dita^{28b}, S. Dita^{28b},
F. Dittus³², F. Djama⁸⁷, T. Djobava^{53b}, J.I. Djuvsland^{160a}, M.A.B. do Vale^{26c}, D. Dobos³², M. Dobre^{28b},
C. Doglioni⁸³, T. Dohmae¹⁵⁶, J. Dolejsi¹³⁰, Z. Dolezal¹³⁰, B.A. Dolgoshein^{99,*}, M. Donadelli^{26d},
S. Donati^{125a,125b}, P. Dondero^{122a,122b}, J. Donini³⁶, J. Dopke¹³², A. Doria^{105a}, M.T. Dova⁷³,
A.T. Doyle⁵⁵, E. Drechsler⁵⁶, M. Dris¹⁰, Y. Du^{35d}, J. Duarte-Campderros¹⁵⁴, E. Duchovni¹⁷²,
G. Duckeck¹⁰¹, O.A. Ducu^{96,m}, D. Duda¹⁰⁸, A. Dudarev³², L. Duflot¹¹⁸, L. Duguid⁷⁹, M. Dührssen³²,
M. Dumancic¹⁷², M. Dunford^{160a}, H. Duran Yildiz^{4a}, M. Düren⁵⁴, A. Durglishvili^{53b}, D. Duschinger⁴⁶,
B. Dutta⁴⁴, M. Dyndal^{40a}, C. Eckardt⁴⁴, K.M. Ecker¹⁰², R.C. Edgar⁹¹, N.C. Edwards⁴⁸, T. Eifert³²,
G. Eigen¹⁵, K. Einsweiler¹⁶, T. Ekelof¹⁶⁵, M. El Kacimi^{136c}, V. Ellajosyula⁸⁷, M. Ellert¹⁶⁵, S. Elles⁵,
F. Ellinghaus¹⁷⁵, A.A. Elliot¹⁶⁹, N. Ellis³², J. Elmsheuser²⁷, M. Elsing³², D. Emelianov¹³², Y. Enari¹⁵⁶,
O.C. Endner⁸⁵, M. Endo¹¹⁹, J.S. Ennis¹⁷⁰, J. Erdmann⁴⁵, A. Ereditato¹⁸, G. Ernis¹⁷⁵, J. Ernst²,
M. Ernst²⁷, S. Errede¹⁶⁶, E. Ertel⁸⁵, M. Escalier¹¹⁸, H. Esch⁴⁵, C. Escobar¹²⁶, B. Esposito⁴⁹,
A.I. Etienne¹³⁷, E. Etzion¹⁵⁴, H. Evans⁶³, A. Ezhilov¹²⁴, F. Fabbri^{22a,22b}, L. Fabbri^{22a,22b}, G. Facini³³,
R.M. Fakhruddinov¹³¹, S. Falciano^{133a}, R.J. Falla⁸⁰, J. Faltova¹³⁰, Y. Fang^{35a}, M. Fanti^{93a,93b}, A. Farbin⁸,
A. Farilla^{135a}, C. Farina¹²⁶, T. Farooque¹³, S. Farrell¹⁶, S.M. Farrington¹⁷⁰, P. Farthouat³², F. Fassi^{136e},
P. Fassnacht³², D. Fassouliotis⁹, M. Fauci Giannelli⁷⁹, A. Favareto^{52a,52b}, W.J. Fawcett¹²¹, L. Fayard¹¹⁸,
O.L. Fedin^{124,n}, W. Fedorko¹⁶⁸, S. Feigl¹²⁰, L. Feligioni⁸⁷, C. Feng^{35d}, E.J. Feng³², H. Feng⁹¹,
A.B. Fenyuk¹³¹, L. Feremenga⁸, P. Fernandez Martinez¹⁶⁷, S. Fernandez Perez¹³, J. Ferrando⁵⁵,
A. Ferrari¹⁶⁵, P. Ferrari¹⁰⁸, R. Ferrari^{122a}, D.E. Ferreira de Lima^{60b}, A. Ferrer¹⁶⁷, D. Ferrere⁵¹,
C. Ferretti⁹¹, A. Ferretto Parodi^{52a,52b}, F. Fiedler⁸⁵, A. Filipčič⁷⁷, M. Filipuzzi⁴⁴, F. Filthaut¹⁰⁷,
M. Fincke-Keeler¹⁶⁹, K.D. Finelli¹⁵¹, M.C.N. Fiolhais^{127a,127c}, L. Fiorini¹⁶⁷, A. Firan⁴², A. Fischer²,
C. Fischer¹³, J. Fischer¹⁷⁵, W.C. Fisher⁹², N. Flaschel⁴⁴, I. Fleck¹⁴², P. Fleischmann⁹¹, G.T. Fletcher¹⁴⁰,
R.R.M. Fletcher¹²³, T. Flick¹⁷⁵, A. Floderus⁸³, L.R. Flores Castillo^{62a}, M.J. Flowerdew¹⁰²,
G.T. Forcolin⁸⁶, A. Formica¹³⁷, A. Forti⁸⁶, A.G. Foster¹⁹, D. Fournier¹¹⁸, H. Fox⁷⁴, S. Fracchia¹³,
P. Francavilla⁸², M. Franchini^{22a,22b}, D. Francis³², L. Franconi¹²⁰, M. Franklin⁵⁹, M. Frate¹⁶³,
M. Fraternali^{122a,122b}, D. Freeborn⁸⁰, S.M. Fressard-Batraneanu³², F. Friedrich⁴⁶, D. Froidevaux³²,
J.A. Frost¹²¹, C. Fukunaga¹⁵⁷, E. Fullana Torregrosa⁸⁵, T. Fusayasu¹⁰³, J. Fuster¹⁶⁷, C. Gabaldon⁵⁷,
O. Gabizon¹⁷⁵, A. Gabrielli^{22a,22b}, A. Gabrielli¹⁶, G.P. Gach^{40a}, S. Gadatsch³², S. Gadomski⁵¹,
G. Gagliardi^{52a,52b}, L.G. Gagnon⁹⁶, P. Gagnon⁶³, C. Galea¹⁰⁷, B. Galhardo^{127a,127c}, E.J. Gallas¹²¹,

B.J. Gallop¹³², P. Gallus¹²⁹, G. Galster³⁸, K.K. Gan¹¹², J. Gao^{35b,87}, Y. Gao⁴⁸, Y.S. Gao^{144,f},
 F.M. Garay Walls⁴⁸, C. García¹⁶⁷, J.E. García Navarro¹⁶⁷, M. Garcia-Sciveres¹⁶, R.W. Gardner³³,
 N. Garelli¹⁴⁴, V. Garonne¹²⁰, A. Gascon Bravo⁴⁴, C. Gatti⁴⁹, A. Gaudiello^{52a,52b}, G. Gaudio^{122a},
 B. Gaur¹⁴², L. Gauthier⁹⁶, I.L. Gavrilenko⁹⁷, C. Gay¹⁶⁸, G. Gaycken²³, E.N. Gazis¹⁰, Z. Gecse¹⁶⁸,
 C.N.P. Gee¹³², Ch. Geich-Gimbel²³, M.P. Geisler^{60a}, C. Gemme^{52a}, M.H. Genest⁵⁷, C. Geng^{35b,o},
 S. Gentile^{133a,133b}, S. George⁷⁹, D. Gerbaudo¹³, A. Gershon¹⁵⁴, S. Ghasemi¹⁴², H. Ghazlane^{136b},
 M. Ghneimat²³, B. Giacobbe^{22a}, S. Giagu^{133a,133b}, P. Giannetti^{125a,125b}, B. Gibbard²⁷, S.M. Gibson⁷⁹,
 M. Gignac¹⁶⁸, M. Gilchriese¹⁶, T.P.S. Gillam³⁰, D. Gillberg³¹, G. Gilles¹⁷⁵, D.M. Gingrich^{3,d},
 N. Giokaris⁹, M.P. Giordani^{164a,164c}, F.M. Giorgi^{22a}, F.M. Giorgi¹⁷, P.F. Giraud¹³⁷, P. Giromini⁵⁹,
 D. Giugni^{93a}, F. Giuli¹²¹, C. Giuliani¹⁰², M. Giulini^{60b}, B.K. Gjelsten¹²⁰, S. Gkaitatzis¹⁵⁵, I. Gkialas¹⁵⁵,
 E.L. Gkoukousis¹¹⁸, L.K. Gladilin¹⁰⁰, C. Glasman⁸⁴, J. Glatzer³², P.C.F. Glaysher⁴⁸, A. Glazov⁴⁴,
 M. Goblirsch-Kolb¹⁰², J. Godlewski⁴¹, S. Goldfarb⁹¹, T. Golling⁵¹, D. Golubkov¹³¹,
 A. Gomes^{127a,127b,127d}, R. Gonçalo^{127a}, J. Goncalves Pinto Firmino Da Costa¹³⁷, L. Gonella¹⁹,
 A. Gongadze⁶⁷, S. González de la Hoz¹⁶⁷, G. Gonzalez Parra¹³, S. Gonzalez-Sevilla⁵¹, L. Goossens³²,
 P.A. Gorbounov⁹⁸, H.A. Gordon²⁷, I. Gorelov¹⁰⁶, B. Gorini³², E. Gorini^{75a,75b}, A. Gorišek⁷⁷,
 E. Gornicki⁴¹, A.T. Goshaw⁴⁷, C. Gössling⁴⁵, M.I. Gostkin⁶⁷, C.R. Goudet¹¹⁸, D. Goujdami^{136c},
 A.G. Goussiou¹³⁹, N. Govender^{146b,p}, E. Gozani¹⁵³, L. Graber⁵⁶, I. Grabowska-Bold^{140a}, P.O.J. Gradin⁵⁷,
 P. Grafström^{22a,22b}, J. Gramling⁵¹, E. Gramstad¹²⁰, S. Grancagnolo¹⁷, V. Gratchev¹²⁴, H.M. Gray³²,
 E. Graziani^{135a}, Z.D. Greenwood^{81,q}, C. Greife²³, K. Gregersen⁸⁰, I.M. Gregor⁴⁴, P. Grenier¹⁴⁴,
 K. Grevtsov⁵, J. Griffiths⁸, A.A. Grillo¹³⁸, K. Grimm⁷⁴, S. Grinstein^{13,r}, Ph. Gris³⁶, J.-F. Grivaz¹¹⁸,
 S. Groh⁸⁵, J.P. Grohs⁴⁶, E. Gross¹⁷², J. Grosse-Knetter⁵⁶, G.C. Grossi⁸¹, Z.J. Grout¹⁵⁰, L. Guan⁹¹,
 W. Guan¹⁷³, J. Guenther¹²⁹, F. Guescini⁵¹, D. Guest¹⁶³, O. Gueta¹⁵⁴, E. Guido^{52a,52b}, T. Guillemin⁵,
 S. Guindon², U. Gul⁵⁵, C. Gumpert³², J. Guo^{35e}, Y. Guo^{35b,o}, S. Gupta¹²¹, G. Gustavino^{133a,133b},
 P. Gutierrez¹¹⁴, N.G. Gutierrez Ortiz⁸⁰, C. Gutschow⁴⁶, C. Guyot¹³⁷, C. Gwenlan¹²¹, C.B. Gwilliam⁷⁶,
 A. Haas¹¹¹, C. Haber¹⁶, H.K. Hadavand⁸, N. Haddad^{136e}, A. Hadeef⁸⁷, P. Haefner²³, S. Hageböck²³,
 Z. Hajduk⁴¹, H. Hakobyan^{177,*}, M. Haleem⁴⁴, J. Haley¹¹⁵, G. Halladjian⁹², G.D. Hallewell⁸⁷,
 K. Hamacher¹⁷⁵, P. Hamal¹¹⁶, K. Hamano¹⁶⁹, A. Hamilton^{146a}, G.N. Hamity¹⁴⁰, P.G. Hamnett⁴⁴,
 L. Han^{35b}, K. Hanagaki^{68,s}, K. Hanawa¹⁵⁶, M. Hance¹³⁸, B. Haney¹²³, P. Hanke^{60a}, R. Hanna¹³⁷,
 J.B. Hansen³⁸, J.D. Hansen³⁸, M.C. Hansen²³, P.H. Hansen³⁸, K. Hara¹⁶¹, A.S. Hard¹⁷³, T. Harenberg¹⁷⁵,
 F. Hariri¹¹⁸, S. Harkusha⁹⁴, R.D. Harrington⁴⁸, P.F. Harrison¹⁷⁰, F. Hartjes¹⁰⁸, M. Hasegawa⁶⁹,
 Y. Hasegawa¹⁴¹, A. Hasib¹¹⁴, S. Hassani¹³⁷, S. Haug¹⁸, R. Hauser⁹², L. Hauswald⁴⁶, M. Havranek¹²⁸,
 C.M. Hawkes¹⁹, R.J. Hawkings³², A.D. Hawkins⁸³, D. Hayden⁹², C.P. Hays¹²¹, J.M. Hays⁷⁸,
 H.S. Hayward⁷⁶, S.J. Haywood¹³², S.J. Head¹⁹, T. Heck⁸⁵, V. Hedberg⁸³, L. Heelan⁸, S. Heim¹²³,
 T. Heim¹⁶, B. Heinemann¹⁶, J.J. Heinrich¹⁰¹, L. Heinrich¹¹¹, C. Heinz⁵⁴, J. Hejbal¹²⁸, L. Helary²⁴,
 S. Hellman^{147a,147b}, C. Helsen³², J. Henderson¹²¹, R.C.W. Henderson⁷⁴, Y. Heng¹⁷³, S. Henkelmann¹⁶⁸,
 A.M. Henriques Correia³², S. Henrot-Versille¹¹⁸, G.H. Herbert¹⁷, Y. Hernández Jiménez¹⁶⁷, G. Herten⁵⁰,
 R. Hertenberger¹⁰¹, L. Hervas³², G.G. Hesketh⁸⁰, N.P. Hessey¹⁰⁸, J.W. Hetherly⁴², R. Hickling⁷⁸,
 E. Higón-Rodríguez¹⁶⁷, E. Hill¹⁶⁹, J.C. Hill³⁰, K.H. Hiller⁴⁴, S.J. Hillier¹⁹, I. Hinchliffe¹⁶, E. Hines¹²³,
 R.R. Hinman¹⁶, M. Hirose¹⁵⁸, D. Hirschbuehl¹⁷⁵, J. Hobbs¹⁴⁹, N. Hod^{160a}, M.C. Hodgkinson¹⁴⁰,
 P. Hodgson¹⁴⁰, A. Hoecker³², M.R. Hoeferkamp¹⁰⁶, F. Hoenic¹⁰¹, M. Hohlfeld⁸⁵, D. Hohn²³,
 T.R. Holmes¹⁶, M. Homann⁴⁵, T.M. Hong¹²⁶, B.H. Hooberman¹⁶⁶, W.H. Hopkins¹¹⁷, Y. Horii¹⁰⁴,
 A.J. Horton¹⁴³, J.-Y. Hostachy⁵⁷, S. Hou¹⁵², A. Hoummada^{136a}, J. Howarth⁴⁴, M. Hrabovsky¹¹⁶,
 I. Hristova¹⁷, J. Hrivnac¹¹⁸, T. Hryn'ova⁵, A. Hrynevich⁹⁵, C. Hsu^{146c}, P.J. Hsu^{152,t}, S.-C. Hsu¹³⁹,
 D. Hu³⁷, Q. Hu^{35b}, Y. Huang⁴⁴, Z. Hubacek¹²⁹, F. Hubaut⁸⁷, F. Huegging²³, T.B. Huffman¹²¹,
 E.W. Hughes³⁷, G. Hughes⁷⁴, M. Huhtinen³², T.A. Hülsing⁸⁵, P. Huo¹⁴⁹, N. Huseynov^{67,b}, J. Huston⁹²,
 J. Huth⁵⁹, G. Iacobucci⁵¹, G. Iakovidis²⁷, I. Ibragimov¹⁴², L. Iconomidou-Fayard¹¹⁸, E. Ideal¹⁷⁶,
 Z. Idrissi^{136e}, P. Iengo³², O. Igonkina^{108,u}, T. Iizawa¹⁷¹, Y. Ikegami⁶⁸, M. Ikeno⁶⁸, Y. Ilchenko^{11,v},

D. Iliadis¹⁵⁵, N. Ilic¹⁴⁴, T. Ince¹⁰², G. Introzzi^{122a,122b}, P. Ioannou^{9,*}, M. Iodice^{135a}, K. Iordanidou³⁷,
 V. Ippolito⁵⁹, M. Ishino⁷⁰, M. Ishitsuka¹⁵⁸, R. Ishmukhametov¹¹², C. Issever¹²¹, S. Istin^{20a}, F. Ito¹⁶¹,
 J.M. Iturbe Ponce⁸⁶, R. Iuppa^{134a,134b}, W. Iwanski⁴¹, H. Iwasaki⁶⁸, J.M. Izen⁴³, V. Izzo^{105a}, S. Jabbar³,
 B. Jackson¹²³, M. Jackson⁷⁶, P. Jackson¹, V. Jain², K.B. Jakobi⁸⁵, K. Jakobs⁵⁰, S. Jakobsen³²,
 T. Jakoubek¹²⁸, D.O. Jamin¹¹⁵, D.K. Jana⁸¹, E. Jansen⁸⁰, R. Jansky⁶⁴, J. Janssen²³, M. Janus⁵⁶,
 G. Jarlskog⁸³, N. Javadov^{67,b}, T. Javůrek⁵⁰, F. Jeanneau¹³⁷, L. Jeanty¹⁶, J. Jejelava^{53a,w}, G.-Y. Jeng¹⁵¹,
 D. Jennens⁹⁰, P. Jenni^{50,x}, J. Jentzsch⁴⁵, C. Jeske¹⁷⁰, S. Jézéquel⁵, H. Ji¹⁷³, J. Jia¹⁴⁹, H. Jiang⁶⁶,
 Y. Jiang^{35b}, S. Jiggins⁸⁰, J. Jimenez Pena¹⁶⁷, S. Jin^{35a}, A. Jinaru^{28b}, O. Jinnouchi¹⁵⁸, P. Johansson¹⁴⁰,
 K.A. Johns⁷, W.J. Johnson¹³⁹, K. Jon-And^{147a,147b}, G. Jones¹⁷⁰, R.W.L. Jones⁷⁴, S. Jones⁷, T.J. Jones⁷⁶,
 J. Jongmanns^{60a}, P.M. Jorge^{127a,127b}, J. Jovicevic^{160a}, X. Ju¹⁷³, A. Juste Rozas^{13,r}, M.K. Köhler¹⁷²,
 A. Kaczmarska⁴¹, M. Kado¹¹⁸, H. Kagan¹¹², M. Kagan¹⁴⁴, S.J. Kahn⁸⁷, E. Kajomovitz⁴⁷,
 C.W. Kalderon¹²¹, A. Kaluza⁸⁵, S. Kama⁴², A. Kamenshchikov¹³¹, N. Kanaya¹⁵⁶, S. Kaneti³⁰,
 L. Kanjir⁷⁷, V.A. Kantserov⁹⁹, J. Kanzaki⁶⁸, B. Kaplan¹¹¹, L.S. Kaplan¹⁷³, A. Kapliy³³, D. Kar^{146c},
 K. Karakostas¹⁰, A. Karamaoun³, N. Karastathis¹⁰, M.J. Kareem⁵⁶, E. Karentzos¹⁰, M. Karnevskiy⁸⁵,
 S.N. Karpov⁶⁷, Z.M. Karpova⁶⁷, K. Karthik¹¹¹, V. Kartvelishvili⁷⁴, A.N. Karyukhin¹³¹, K. Kasahara¹⁶¹,
 L. Kashif¹⁷³, R.D. Kass¹¹², A. Kastanas¹⁵, Y. Kataoka¹⁵⁶, C. Kato¹⁵⁶, A. Katre⁵¹, J. Katzy⁴⁴,
 K. Kawagoe⁷², T. Kawamoto¹⁵⁶, G. Kawamura⁵⁶, S. Kazama¹⁵⁶, V.F. Kazanin^{110,c}, R. Keeler¹⁶⁹,
 R. Kehoe⁴², J.S. Keller⁴⁴, J.J. Kempster⁷⁹, K. Kentaro¹⁰⁴, H. Keoshkerian¹⁵⁹, O. Kepka¹²⁸,
 B.P. Kerševan⁷⁷, S. Kersten¹⁷⁵, R.A. Keyes⁸⁹, F. Khalil-zada¹², A. Khanov¹¹⁵, A.G. Kharlamov^{110,c},
 T.J. Khoo³⁰, V. Khovanskiy⁹⁸, E. Khramov⁶⁷, J. Khubua^{53b,y}, S. Kido⁶⁹, H.Y. Kim⁸, S.H. Kim¹⁶¹,
 Y.K. Kim³³, N. Kimura¹⁵⁵, O.M. Kind¹⁷, B.T. King⁷⁶, M. King¹⁶⁷, S.B. King¹⁶⁸, J. Kirk¹³²,
 A.E. Kiryunin¹⁰², T. Kishimoto⁶⁹, D. Kisielewska^{40a}, F. Kiss⁵⁰, K. Kiuchi¹⁶¹, O. Kivernyk¹³⁷,
 E. Kladiva^{145b}, M.H. Klein³⁷, M. Klein⁷⁶, U. Klein⁷⁶, K. Kleinknecht⁸⁵, P. Klimek^{147a,147b},
 A. Klimentov²⁷, R. Klingenberg⁴⁵, J.A. Klinger¹⁴⁰, T. Klioutchnikova³², E.-E. Kluge^{60a}, P. Kluit¹⁰⁸,
 S. Kluth¹⁰², J. Knapik⁴¹, E. Kneringer⁶⁴, E.B.F.G. Knoop⁸⁷, A. Knue⁵⁵, A. Kobayashi¹⁵⁶,
 D. Kobayashi¹⁵⁸, T. Kobayashi¹⁵⁶, M. Kobel⁴⁶, M. Kocian¹⁴⁴, P. Kodys¹³⁰, T. Koffas³¹, E. Koffeman¹⁰⁸,
 T. Koi¹⁴⁴, H. Kolanoski¹⁷, M. Kolb^{60b}, I. Koletsou⁵, A.A. Komar^{97,*}, Y. Komori¹⁵⁶, T. Kondo⁶⁸,
 N. Kondrashova⁴⁴, K. Köneke⁵⁰, A.C. König¹⁰⁷, T. Kono^{68,z}, R. Konoplich^{111,aa}, N. Konstantinidis⁸⁰,
 R. Kopeliansky⁶³, S. Koperny^{40a}, L. Köpke⁸⁵, A.K. Kopp⁵⁰, K. Korcyl⁴¹, K. Kordas¹⁵⁵, A. Korn⁸⁰,
 A.A. Korol^{110,c}, I. Korolkov¹³, E.V. Korolkova¹⁴⁰, O. Kortner¹⁰², S. Kortner¹⁰², T. Kosek¹³⁰,
 V.V. Kostyukhin²³, A. Kotwal⁴⁷, A. Kourkoumeli-Charalampidi¹⁵⁵, C. Kourkoumelis⁹, V. Kouskoura²⁷,
 A.B. Kowalewska⁴¹, R. Kowalewski¹⁶⁹, T.Z. Kowalski^{40a}, W. Kozanecki¹³⁷, A.S. Kozhin¹³¹,
 V.A. Kramarenko¹⁰⁰, G. Kramberger⁷⁷, D. Krasnopevtsev⁹⁹, M.W. Krasny⁸², A. Krasznahorkay³²,
 J.K. Kraus²³, A. Kravchenko²⁷, M. Kretz^{60c}, J. Kretzschmar⁷⁶, K. Kreutzfeldt⁵⁴, P. Krieger¹⁵⁹,
 K. Krizka³³, K. Kroeninger⁴⁵, H. Kroha¹⁰², J. Kroll¹²³, J. Kroseberg²³, J. Krstic¹⁴, U. Kruchonak⁶⁷,
 H. Krüger²³, N. Krumnack⁶⁶, A. Kruse¹⁷³, M.C. Kruse⁴⁷, M. Kruskal²⁴, T. Kubota⁹⁰, H. Kucuk⁸⁰,
 S. Kuday^{4b}, J.T. Kuechler¹⁷⁵, S. Kuehn⁵⁰, A. Kugel^{60c}, F. Kuger¹⁷⁴, A. Kuhl¹³⁸, T. Kuhl⁴⁴, V. Kukhtin⁶⁷,
 R. Kukla¹³⁷, Y. Kulchitsky⁹⁴, S. Kuleshov^{34b}, M. Kuna^{133a,133b}, T. Kunigo⁷⁰, A. Kupco¹²⁸,
 H. Kurashige⁶⁹, Y.A. Kurochkin⁹⁴, V. Kus¹²⁸, E.S. Kuwertz¹⁶⁹, M. Kuze¹⁵⁸, J. Kvita¹¹⁶, T. Kwan¹⁶⁹,
 D. Kyriazopoulos¹⁴⁰, A. La Rosa¹⁰², J.L. La Rosa Navarro^{26d}, L. La Rotonda^{39a,39b}, C. Lacasta¹⁶⁷,
 F. Lacava^{133a,133b}, J. Lacey³¹, H. Lacker¹⁷, D. Lacour⁸², V.R. Lacuesta¹⁶⁷, E. Ladygin⁶⁷, R. Lafaye⁵,
 B. Laforge⁸², T. Lagouri¹⁷⁶, S. Lai⁵⁶, S. Lammers⁶³, W. Lampl⁷, E. Lançon¹³⁷, U. Landgraf⁵⁰,
 M.P.J. Landon⁷⁸, V.S. Lang^{60a}, J.C. Lange¹³, A.J. Lankford¹⁶³, F. Lanni²⁷, K. Lantzsch²³, A. Lanza^{122a},
 S. Laplace⁸², C. Lapoire³², J.F. Laporte¹³⁷, T. Lari^{93a}, F. Lasagni Manghi^{22a,22b}, M. Lassnig³²,
 P. Laurelli⁴⁹, W. Lavrijsen¹⁶, A.T. Law¹³⁸, P. Laycock⁷⁶, T. Lazovich⁵⁹, M. Lazzaroni^{93a,93b},
 O. Le Dortz⁸², E. Le Guirriec⁸⁷, E. Le Menedeu¹³, E.P. Le Quilleuc¹³⁷, M. LeBlanc¹⁶⁹, T. LeCompte⁶,
 F. Ledroit-Guillon⁵⁷, C.A. Lee²⁷, S.C. Lee¹⁵², L. Lee¹, G. Lefebvre⁸², M. Lefebvre¹⁶⁹, F. Legger¹⁰¹,

C. Leggett¹⁶, A. Lehan⁷⁶, G. Lehmann Miotto³², X. Lei⁷, W.A. Leight³¹, A. Leisos^{155,ab},
 A.G. Leister¹⁷⁶, M.A.L. Leite^{26d}, R. Leitner¹³⁰, D. Lellouch¹⁷², B. Lemmer⁵⁶, K.J.C. Leney⁸⁰,
 T. Lenz²³, B. Lenzi³², R. Leone⁷, S. Leone^{125a,125b}, C. Leonidopoulos⁴⁸, S. Leontsinis¹⁰, G. Lerner¹⁵⁰,
 C. Leroy⁹⁶, A.A.J. Lesage¹³⁷, C.G. Lester³⁰, M. Levchenko¹²⁴, J. Levêque⁵, D. Levin⁹¹,
 L.J. Levinson¹⁷², M. Levy¹⁹, A.M. Leyko²³, M. Leyton⁴³, B. Li^{35b,o}, H. Li¹⁴⁹, H.L. Li³³, L. Li⁴⁷,
 L. Li^{35e}, Q. Li^{35a}, S. Li⁴⁷, X. Li⁸⁶, Y. Li¹⁴², Z. Liang¹³⁸, B. Liberti^{134a}, A. Liblong¹⁵⁹, P. Lichard³²,
 K. Lie¹⁶⁶, J. Liebal²³, W. Liebig¹⁵, A. Limosani¹⁵¹, S.C. Lin^{152,ac}, T.H. Lin⁸⁵, B.E. Lindquist¹⁴⁹,
 E. Lipeles¹²³, A. Lipniacka¹⁵, M. Lisovyi^{60b}, T.M. Liss¹⁶⁶, D. Lissauer²⁷, A. Lister¹⁶⁸, A.M. Litke¹³⁸,
 B. Liu^{152,ad}, D. Liu¹⁵², H. Liu⁹¹, H. Liu²⁷, J. Liu⁸⁷, J.B. Liu^{35b}, K. Liu⁸⁷, L. Liu¹⁶⁶, M. Liu⁴⁷, M. Liu^{35b},
 Y.L. Liu^{35b}, Y. Liu^{35b}, M. Livan^{122a,122b}, A. Lleres⁵⁷, J. Llorente Merino⁸⁴, S.L. Lloyd⁷⁸, F. Lo Sterzo¹⁵²,
 E. Lobodzinska⁴⁴, P. Loch⁷, W.S. Lockman¹³⁸, F.K. Loebinger⁸⁶, A.E. Loevschall-Jensen³⁸,
 K.M. Loew²⁵, A. Loginov¹⁷⁶, T. Lohse¹⁷, K. Lohwasser⁴⁴, M. Lokajicek¹²⁸, B.A. Long²⁴, J.D. Long¹⁶⁶,
 R.E. Long⁷⁴, L. Longo^{75a,75b}, K.A. Looper¹¹², L. Lopes^{127a}, D. Lopez Mateos⁵⁹, B. Lopez Paredes¹⁴⁰,
 I. Lopez Paz¹³, A. Lopez Solis⁸², J. Lorenz¹⁰¹, N. Lorenzo Martinez⁶³, M. Losada²¹, P.J. Lösel¹⁰¹,
 X. Lou^{35a}, A. Lounis¹¹⁸, J. Love⁶, P.A. Love⁷⁴, H. Lu^{62a}, N. Lu⁹¹, H.J. Lubatti¹³⁹, C. Luci^{133a,133b},
 A. Lucotte⁵⁷, C. Luedtke⁵⁰, F. Luehring⁶³, W. Lukas⁶⁴, L. Luminari^{133a}, O. Lundberg^{147a,147b},
 B. Lund-Jensen¹⁴⁸, D. Lynn²⁷, R. Lysak¹²⁸, E. Lytken⁸³, V. Lyubushkin⁶⁷, H. Ma²⁷, L.L. Ma^{35d},
 Y. Ma^{35d}, G. Maccarrone⁴⁹, A. Macchiolo¹⁰², C.M. Macdonald¹⁴⁰, B. Maček⁷⁷,
 J. Machado Miguens^{123,127b}, D. Madaffari⁸⁷, R. Madar³⁶, H.J. Maddocks¹⁶⁵, W.F. Mader⁴⁶,
 A. Madsen⁴⁴, J. Maeda⁶⁹, S. Maeland¹⁵, T. Maeno²⁷, A. Maeviskiy¹⁰⁰, E. Magradze⁵⁶, J. Mahlstedt¹⁰⁸,
 C. Maiani¹¹⁸, C. Maidantchik^{26a}, A.A. Maier¹⁰², T. Maier¹⁰¹, A. Maio^{127a,127b,127d}, S. Majewski¹¹⁷,
 Y. Makida⁶⁸, N. Makovec¹¹⁸, B. Malaescu⁸², Pa. Malecki⁴¹, V.P. Maleev¹²⁴, F. Malek⁵⁷, U. Mallik⁶⁵,
 D. Malon⁶, C. Malone¹⁴⁴, S. Maltezos¹⁰, S. Malyukov³², J. Mamuzic¹⁶⁷, G. Mancini⁴⁹, B. Mandelli³²,
 L. Mandelli^{93a}, I. Mandić⁷⁷, J. Maneira^{127a,127b}, L. Manhaes de Andrade Filho^{26b},
 J. Manjarres Ramos^{160b}, A. Mann¹⁰¹, B. Mansoulie¹³⁷, R. Mantifel⁸⁹, M. Mantoani⁵⁶, S. Manzoni^{93a,93b},
 L. Mapelli³², G. Marceca²⁹, L. March⁵¹, G. Marchiori⁸², M. Marcisovsky¹²⁸, M. Marjanovic¹⁴,
 D.E. Marley⁹¹, F. Marroquim^{26a}, S.P. Marsden⁸⁶, Z. Marshall¹⁶, S. Marti-Garcia¹⁶⁷, B. Martin⁹²,
 T.A. Martin¹⁷⁰, V.J. Martin⁴⁸, B. Martin dit Latour¹⁵, M. Martinez^{13,r}, S. Martin-Haugh¹³²,
 V.S. Martoiu^{28b}, A.C. Martyniuk⁸⁰, M. Marx¹³⁹, A. Marzin³², L. Masetti⁸⁵, T. Mashimo¹⁵⁶,
 R. Mashinistov⁹⁷, J. Masik⁸⁶, A.L. Maslennikov^{110,c}, I. Massa^{22a,22b}, L. Massa^{22a,22b}, P. Mastrandrea⁵,
 A. Mastroberardino^{39a,39b}, T. Masubuchi¹⁵⁶, P. Mättig¹⁷⁵, J. Mattmann⁸⁵, J. Maurer^{28b}, S.J. Maxfield⁷⁶,
 D.A. Maximov^{110,c}, R. Mazini¹⁵², S.M. Mazza^{93a,93b}, N.C. Mc Fadden¹⁰⁶, G. Mc Goldrick¹⁵⁹,
 S.P. Mc Kee⁹¹, A. McCarn⁹¹, R.L. McCarthy¹⁴⁹, T.G. McCarthy³¹, L.I. McClymont⁸⁰,
 K.W. McFarlane^{58,*}, J.A. MCFayden⁸⁰, G. Mchedlidze⁵⁶, S.J. McMahon¹³², R.A. McPherson^{169,l},
 M. Medinnis⁴⁴, S. Meehan¹³⁹, S. Mehlhase¹⁰¹, A. Mehta⁷⁶, K. Meier^{60a}, C. Meineck¹⁰¹, B. Meirose⁴³,
 B.R. Mellado Garcia^{146c}, M. Melo^{145a}, F. Meloni¹⁸, A. Mengarelli^{22a,22b}, S. Menke¹⁰², E. Meoni¹⁶²,
 S. Mergelmeyer¹⁷, P. Mermod⁵¹, L. Merola^{105a,105b}, C. Meroni^{93a}, F.S. Merritt³³, A. Messina^{133a,133b},
 J. Metcalfe⁶, A.S. Mete¹⁶³, C. Meyer⁸⁵, C. Meyer¹²³, J-P. Meyer¹³⁷, J. Meyer¹⁰⁸,
 H. Meyer Zu Theenhausen^{60a}, R.P. Middleton¹³², S. Miglioranza^{52a,52b}, L. Mijović²³, G. Mikenberg¹⁷²,
 M. Míkestikova¹²⁸, M. Mikuz⁷⁷, M. Milesi⁹⁰, A. Milic³², D.W. Miller³³, C. Mills⁴⁸, A. Milov¹⁷²,
 D.A. Milstead^{147a,147b}, A.A. Minaenko¹³¹, Y. Minami¹⁵⁶, I.A. Minashvili⁶⁷, A.I. Mincer¹¹¹,
 B. Mindur^{40a}, M. Mineev⁶⁷, Y. Ming¹⁷³, L.M. Mir¹³, K.P. Mistry¹²³, T. Mitani¹⁷¹, J. Mitrevski¹⁰¹,
 V.A. Mitsou¹⁶⁷, A. Miucci⁵¹, P.S. Miyagawa¹⁴⁰, J.U. Mjörnmark⁸³, T. Moe^{147a,147b}, K. Mochizuki⁸⁷,
 S. Mohapatra³⁷, W. Mohr⁵⁰, S. Molander^{147a,147b}, R. Moles-Valls²³, R. Monden⁷⁰, M.C. Mondragon⁹²,
 K. Mönig⁴⁴, J. Monk³⁸, E. Monnier⁸⁷, A. Montalbano¹⁴⁹, J. Montejo Berlingen³², F. Monticelli⁷³,
 S. Monzani^{93a,93b}, R.W. Moore³, N. Morange¹¹⁸, D. Moreno²¹, M. Moreno Llácer⁵⁶, P. Morettini^{52a},
 D. Mori¹⁴³, T. Mori¹⁵⁶, M. Morii⁵⁹, M. Morinaga¹⁵⁶, V. Morisbak¹²⁰, S. Moritz⁸⁵, A.K. Morley¹⁵¹,

G. Mornacchi³², J.D. Morris⁷⁸, S.S. Mortensen³⁸, L. Morvaj¹⁴⁹, M. Mosidze^{53b}, J. Moss¹⁴⁴, K. Motohashi¹⁵⁸, R. Mount¹⁴⁴, E. Mountricha²⁷, S.V. Mouraviev^{97,*}, E.J.W. Moyses⁸⁸, S. Muanza⁸⁷, R.D. Mudd¹⁹, F. Mueller¹⁰², J. Mueller¹²⁶, R.S.P. Mueller¹⁰¹, T. Mueller³⁰, D. Muenstermann⁷⁴, P. Mullen⁵⁵, G.A. Mullier¹⁸, F.J. Munoz Sanchez⁸⁶, J.A. Murillo Quijada¹⁹, W.J. Murray^{170,132}, H. Musheghyan⁵⁶, M. Muškinja⁷⁷, A.G. Myagkov^{131,ae}, M. Myska¹²⁹, B.P. Nachman¹⁴⁴, O. Nackenhorst⁵¹, J. Nadal⁵⁶, K. Nagai¹²¹, R. Nagai^{68,z}, K. Nagano⁶⁸, Y. Nagasaka⁶¹, K. Nagata¹⁶¹, M. Nagel¹⁰², E. Nagy⁸⁷, A.M. Nairz³², Y. Nakahama³², K. Nakamura⁶⁸, T. Nakamura¹⁵⁶, I. Nakano¹¹³, H. Namasivayam⁴³, R.F. Naranjo Garcia⁴⁴, R. Narayan¹¹, D.I. Narrias Villar^{60a}, I. Naryshkin¹²⁴, T. Naumann⁴⁴, G. Navarro²¹, R. Nayyar⁷, H.A. Neal⁹¹, P.Yu. Nechaeva⁹⁷, T.J. Neep⁸⁶, P.D. Nef¹⁴⁴, A. Negri^{122a,122b}, M. Negrini^{22a}, S. Nektarijevic¹⁰⁷, C. Nellist¹¹⁸, A. Nelson¹⁶³, S. Nemecek¹²⁸, P. Nemethy¹¹¹, A.A. Nepomuceno^{26a}, M. Nessi^{32,af}, M.S. Neubauer¹⁶⁶, M. Neumann¹⁷⁵, R.M. Neves¹¹¹, P. Nevski²⁷, P.R. Newman¹⁹, D.H. Nguyen⁶, T. Nguyen Manh⁹⁶, R.B. Nickerson¹²¹, R. Nicolaidou¹³⁷, J. Nielsen¹³⁸, A. Nikiforov¹⁷, V. Nikolaenko^{131,ae}, I. Nikolic-Audit⁸², K. Nikolopoulos¹⁹, J.K. Nilsen¹²⁰, P. Nilsson²⁷, Y. Ninomiya¹⁵⁶, A. Nisati^{133a}, R. Nisius¹⁰², T. Nobe¹⁵⁶, L. Nodulman⁶, M. Nomachi¹¹⁹, I. Nomidis³¹, T. Nooney⁷⁸, S. Norberg¹¹⁴, M. Nordberg³², N. Norjoharuddeen¹²¹, O. Novgorodova⁴⁶, S. Nowak¹⁰², M. Nozaki⁶⁸, L. Nozka¹¹⁶, K. Ntekas¹⁰, E. Nurse⁸⁰, F. Nuti⁹⁰, F. O'grady⁷, D.C. O'Neil¹⁴³, A.A. O'Rourke⁴⁴, V. O'Shea⁵⁵, F.G. Oakham^{31,d}, H. Oberlack¹⁰², T. Obermann²³, J. Ocariz⁸², A. Ochi⁶⁹, I. Ochoa³⁷, J.P. Ochoa-Ricoux^{34a}, S. Oda⁷², S. Odaka⁶⁸, H. Ogren⁶³, A. Oh⁸⁶, S.H. Oh⁴⁷, C.C. Ohm¹⁶, H. Ohman¹⁶⁵, H. Oide³², H. Okawa¹⁶¹, Y. Okumura³³, T. Okuyama⁶⁸, A. Olariu^{28b}, L.F. Oleiro Seabra^{127a}, S.A. Olivares Pino⁴⁸, D. Oliveira Damazio²⁷, A. Olszewski⁴¹, J. Olszowska⁴¹, A. Onofre^{127a,127e}, K. Onogi¹⁰⁴, P.U.E. Onyisi^{11,v}, M.J. Oreglia³³, Y. Oren¹⁵⁴, D. Orestano^{135a,135b}, N. Orlando^{62b}, R.S. Orr¹⁵⁹, B. Osculati^{52a,52b}, R. Ospanov⁸⁶, G. Otero y Garzon²⁹, H. Otono⁷², M. Ouchrif^{136d}, F. Ould-Saada¹²⁰, A. Ouraou¹³⁷, K.P. Oussoren¹⁰⁸, Q. Ouyang^{35a}, M. Owen⁵⁵, R.E. Owen¹⁹, V.E. Ozcan^{20a}, N. Ozturk⁸, K. Pachal¹⁴³, A. Pacheco Pages¹³, C. Padilla Aranda¹³, M. Pagáčová⁵⁰, S. Pagan Griso¹⁶, F. Paige²⁷, P. Pais⁸⁸, K. Pajchel¹²⁰, G. Palacino^{160b}, S. Palestini³², M. Palka^{40b}, D. Pallin³⁶, A. Palma^{127a,127b}, E.St. Panagiotopoulou¹⁰, C.E. Pandini⁸², J.G. Panduro Vazquez⁷⁹, P. Pani^{147a,147b}, S. Panitkin²⁷, D. Pantea^{28b}, L. Paolozzi⁵¹, Th.D. Papadopoulou¹⁰, K. Papageorgiou¹⁵⁵, A. Paramonov⁶, D. Paredes Hernandez¹⁷⁶, A.J. Parker⁷⁴, M.A. Parker³⁰, K.A. Parker¹⁴⁰, F. Parodi^{52a,52b}, J.A. Parsons³⁷, U. Parzefall⁵⁰, V.R. Pascuzzi¹⁵⁹, E. Pasqualucci^{133a}, S. Passaggio^{52a}, F. Pastore^{135a,135b,*}, Fr. Pastore⁷⁹, G. Pásztor^{31,ag}, S. Patariaia¹⁷⁵, J.R. Pater⁸⁶, T. Pauly³², J. Pearce¹⁶⁹, B. Pearson¹¹⁴, L.E. Pedersen³⁸, M. Pedersen¹²⁰, S. Pedraza Lopez¹⁶⁷, R. Pedro^{127a,127b}, S.V. Peleganchuk^{110,c}, D. Pelikan¹⁶⁵, O. Penc¹²⁸, C. Peng^{35a}, H. Peng^{35b}, J. Penwell⁶³, B.S. Peralva^{26b}, M.M. Perego¹³⁷, D.V. Perpelitsa²⁷, E. Perez Codina^{160a}, L. Perini^{93a,93b}, H. Pernegger³², S. Perrella^{105a,105b}, R. Peschke⁴⁴, V.D. Peshekhonov⁶⁷, K. Peters⁴⁴, R.F.Y. Peters⁸⁶, B.A. Petersen³², T.C. Petersen³⁸, E. Petit⁵⁷, A. Petridis¹, C. Petridou¹⁵⁵, P. Petroff¹¹⁸, E. Petrolo^{133a}, M. Petrov¹²¹, F. Petrucci^{135a,135b}, N.E. Pettersson⁸⁸, A. Peyaud¹³⁷, R. Pezoa^{34b}, P.W. Phillips¹³², G. Piacquadio¹⁴⁴, E. Pianori¹⁷⁰, A. Picazio⁸⁸, E. Piccaro⁷⁸, M. Piccinini^{22a,22b}, M.A. Pickering¹²¹, R. Piegaia²⁹, J.E. Pilcher³³, A.D. Pilkington⁸⁶, A.W.J. Pin⁸⁶, M. Pinamonti^{164a,164c,ah}, J.L. Pinfold³, A. Pingel³⁸, S. Pires⁸², H. Pirumov⁴⁴, M. Pitt¹⁷², L. Plazak^{145a}, M.-A. Pleier²⁷, V. Pleskot⁸⁵, E. Plotnikova⁶⁷, P. Plucinski⁹², D. Pluth⁶⁶, R. Poettgen^{147a,147b}, L. Poggioli¹¹⁸, D. Pohl²³, G. Polesello^{122a}, A. Poley⁴⁴, A. Policicchio^{39a,39b}, R. Polifka¹⁵⁹, A. Polini^{22a}, C.S. Pollard⁵⁵, V. Polychronakos²⁷, K. Pommès³², L. Pontecorvo^{133a}, B.G. Pope⁹², G.A. Popeneciu^{28c}, D.S. Popovic¹⁴, A. Poppleton³², S. Pospisil¹²⁹, K. Potamianos¹⁶, I.N. Potrap⁶⁷, C.J. Potter³⁰, C.T. Potter¹¹⁷, G. Poulard³², J. Poveda³², V. Pozdnyakov⁶⁷, M.E. Pozo Astigarraga³², P. Pralavorio⁸⁷, A. Pranko¹⁶, S. Prell⁶⁶, D. Price⁸⁶, L.E. Price⁶, M. Primavera^{75a}, S. Prince⁸⁹, M. Proissl⁴⁸, K. Prokofiev^{62c}, F. Prokoshin^{34b}, S. Protopopescu²⁷, J. Proudfoot⁶, M. Przybycien^{40a}, D. Puddu^{135a,135b}, D. Puldon¹⁴⁹, M. Purohit^{27,ai}, P. Puzo¹¹⁸, J. Qian⁹¹,

G. Qin⁵⁵, Y. Qin⁸⁶, A. Quadt⁵⁶, W.B. Quayle^{164a,164b}, M. Queitsch-Maitland⁸⁶, D. Quilty⁵⁵, S. Raddum¹²⁰, V. Radeka²⁷, V. Radescu^{60b}, S.K. Radhakrishnan¹⁴⁹, P. Radloff¹¹⁷, P. Rados⁹⁰, F. Ragusa^{93a,93b}, G. Rahal¹⁷⁸, J.A. Raine⁸⁶, S. Rajagopalan²⁷, M. Rammensee³², C. Rangel-Smith¹⁶⁵, M.G. Ratti^{93a,93b}, F. Rauscher¹⁰¹, S. Rave⁸⁵, T. Ravenscroft⁵⁵, M. Raymond³², A.L. Read¹²⁰, N.P. Readloff⁷⁶, D.M. Rebuzzi^{122a,122b}, A. Redelbach¹⁷⁴, G. Redlinger²⁷, R. Reece¹³⁸, K. Reeves⁴³, L. Rehnisch¹⁷, J. Reichert¹²³, H. Reisin²⁹, C. Rembser³², H. Ren^{35a}, M. Rescigno^{133a}, S. Resconi^{93a}, O.L. Rezanova^{110,c}, P. Reznicek¹³⁰, R. Rezvani⁹⁶, R. Richter¹⁰², S. Richter⁸⁰, E. Richter-Was^{40b}, O. Ricken²³, M. Ridel⁸², P. Rieck¹⁷, C.J. Riegel¹⁷⁵, J. Rieger⁵⁶, O. Rifki¹¹⁴, M. Rijssenbeek¹⁴⁹, A. Rimoldi^{122a,122b}, L. Rinaldi^{22a}, B. Ristic⁵¹, E. Ritsch³², I. Riu¹³, F. Rizatdinova¹¹⁵, E. Rizvi⁷⁸, C. Rizzi¹³, S.H. Robertson^{89,l}, A. Robichaud-Veronneau⁸⁹, D. Robinson³⁰, J.E.M. Robinson⁴⁴, A. Robson⁵⁵, C. Roda^{125a,125b}, Y. Rodina⁸⁷, A. Rodriguez Perez¹³, D. Rodriguez Rodriguez¹⁶⁷, S. Roe³², C.S. Rogan⁵⁹, O. Røhne¹²⁰, A. Romaniouk⁹⁹, M. Romano^{22a,22b}, S.M. Romano Saez³⁶, E. Romero Adam¹⁶⁷, N. Rompotis¹³⁹, M. Ronzani⁵⁰, L. Roos⁸², E. Ros¹⁶⁷, S. Rosati^{133a}, K. Rosbach⁵⁰, P. Rose¹³⁸, O. Rosenthal¹⁴², V. Rossetti^{147a,147b}, E. Rossi^{105a,105b}, L.P. Rossi^{52a}, J.H.N. Rosten³⁰, R. Rosten¹³⁹, M. Rotaru^{28b}, I. Roth¹⁷², J. Rothberg¹³⁹, D. Rousseau¹¹⁸, C.R. Royon¹³⁷, A. Rozanov⁸⁷, Y. Rozen¹⁵³, X. Ruan^{146c}, F. Rubbo¹⁴⁴, V.I. Rud¹⁰⁰, M.S. Rudolph¹⁵⁹, F. Rühr⁵⁰, A. Ruiz-Martinez³¹, Z. Rurikova⁵⁰, N.A. Rusakovich⁶⁷, A. Ruschke¹⁰¹, H.L. Russell¹³⁹, J.P. Rutherford⁷, N. Ruthmann³², Y.F. Ryabov¹²⁴, M. Rybar¹⁶⁶, G. Rybkin¹¹⁸, S. Ryu⁶, A. Ryzhov¹³¹, G.F. Rzehorz⁵⁶, A.F. Saavedra¹⁵¹, G. Sabato¹⁰⁸, S. Sacerdoti²⁹, H.F-W. Sadrozinski¹³⁸, R. Sadykov⁶⁷, F. Safai Tehrani^{133a}, P. Saha¹⁰⁹, M. Sahinsoy^{60a}, M. Saimpert¹³⁷, T. Saito¹⁵⁶, H. Sakamoto¹⁵⁶, Y. Sakurai¹⁷¹, G. Salamanna^{135a,135b}, A. Salamon^{134a,134b}, J.E. Salazar Loyola^{34b}, D. Salek¹⁰⁸, P.H. Sales De Bruin¹³⁹, D. Salihagic¹⁰², A. Salnikov¹⁴⁴, J. Salt¹⁶⁷, D. Salvatore^{39a,39b}, F. Salvatore¹⁵⁰, A. Salvucci^{62a}, A. Salzburger³², D. Sammel⁵⁰, D. Sampsonidis¹⁵⁵, A. Sanchez^{105a,105b}, J. Sánchez¹⁶⁷, V. Sanchez Martinez¹⁶⁷, H. Sandaker¹²⁰, R.L. Sandbach⁷⁸, H.G. Sander⁸⁵, M. Sandhoff¹⁷⁵, C. Sandoval²¹, R. Sandstroem¹⁰², D.P.C. Sankey¹³², M. Sannino^{52a,52b}, A. Sansoni⁴⁹, C. Santoni³⁶, R. Santonico^{134a,134b}, H. Santos^{127a}, I. Santoyo Castillo¹⁵⁰, K. Sapp¹²⁶, A. Saponov⁶⁷, J.G. Saraiva^{127a,127d}, B. Sarrazin²³, O. Sasaki⁶⁸, Y. Sasaki¹⁵⁶, K. Sato¹⁶¹, G. Sauvage^{5,*}, E. Sauvan⁵, G. Savage⁷⁹, P. Savard^{159,d}, C. Sawyer¹³², L. Sawyer^{81,q}, J. Saxon³³, C. Sbarra^{22a}, A. Sbrizzi^{22a,22b}, T. Scanlon⁸⁰, D.A. Scannicchio¹⁶³, M. Scarcella¹⁵¹, V. Scarfone^{39a,39b}, J. Schaarschmidt¹⁷², P. Schacht¹⁰², D. Schaefer³², R. Schaefer⁴⁴, J. Schaeffer⁸⁵, S. Schaepe²³, S. Schaezel^{60b}, U. Schäfer⁸⁵, A.C. Schaffer¹¹⁸, D. Schaile¹⁰¹, R.D. Schamberger¹⁴⁹, V. Scharf^{60a}, V.A. Schegelsky¹²⁴, D. Scheirich¹³⁰, M. Schernau¹⁶³, C. Schiavi^{52a,52b}, C. Schillo⁵⁰, M. Schioppa^{39a,39b}, S. Schlenker³², K. Schmieden³², C. Schmitt⁸⁵, S. Schmitt⁴⁴, S. Schmitz⁸⁵, B. Schneider^{160a}, U. Schnoor⁵⁰, L. Schoeffel¹³⁷, A. Schoening^{60b}, B.D. Schoenrock⁹², E. Schopf²³, A.L.S. Schorlemmer⁴⁵, M. Schott⁸⁵, J. Schovancova⁸, S. Schramm⁵¹, M. Schreyer¹⁷⁴, N. Schuh⁸⁵, M.J. Schultens²³, H.-C. Schultz-Coulon^{60a}, H. Schulz¹⁷, M. Schumacher⁵⁰, B.A. Schumm¹³⁸, Ph. Schune¹³⁷, C. Schwanenberger⁸⁶, A. Schwartzman¹⁴⁴, T.A. Schwarz⁹¹, Ph. Schwegler¹⁰², H. Schweiger⁸⁶, Ph. Schwemling¹³⁷, R. Schwienhorst⁹², J. Schwindling¹³⁷, T. Schwindt²³, G. Sciolla²⁵, F. Scuri^{125a,125b}, F. Scutti⁹⁰, J. Searcy⁹¹, P. Seema²³, S.C. Seidel¹⁰⁶, A. Seiden¹³⁸, F. Seifert¹²⁹, J.M. Seixas^{26a}, G. Sekhniaidze^{105a}, K. Sekhon⁹¹, S.J. Sekula⁴², D.M. Seliverstov^{124,*}, N. Semprini-Cesari^{22a,22b}, C. Serfon¹²⁰, L. Serin¹¹⁸, L. Serkin^{164a,164b}, M. Sessa^{135a,135b}, R. Seuster¹⁶⁹, H. Severini¹¹⁴, T. Sfiligoj⁷⁷, F. Sforza³², A. Sfyrila⁵¹, E. Shabalina⁵⁶, N.W. Shaikh^{147a,147b}, L.Y. Shan^{35a}, R. Shang¹⁶⁶, J.T. Shank²⁴, M. Shapiro¹⁶, P.B. Shatalov⁹⁸, K. Shaw^{164a,164b}, S.M. Shaw⁸⁶, A. Shcherbakova^{147a,147b}, C.Y. Shehu¹⁵⁰, P. Sherwood⁸⁰, L. Shi^{152,aj}, S. Shimizu⁶⁹, C.O. Shimmin¹⁶³, M. Shimojima¹⁰³, M. Shiyakova^{67,ak}, A. Shmeleva⁹⁷, D. Shoaleh Saadi⁹⁶, M.J. Shochet³³, S. Shojaii^{93a,93b}, S. Shrestha¹¹², E. Shulga⁹⁹, M.A. Shupe⁷, P. Sicho¹²⁸, P.E. Sidebo¹⁴⁸, O. Sidiropoulou¹⁷⁴, D. Sidorov¹¹⁵, A. Sidoti^{22a,22b}, F. Siegert⁴⁶, Dj. Sijacki¹⁴, J. Silva^{127a,127d}, S.B. Silverstein^{147a}, V. Simak¹²⁹, O. Simard⁵, Lj. Simic¹⁴, S. Simion¹¹⁸, E. Simioni⁸⁵,

B. Simmons⁸⁰, D. Simon³⁶, M. Simon⁸⁵, P. Sinervo¹⁵⁹, N.B. Sinev¹¹⁷, M. Sioli^{22a,22b}, G. Siragusa¹⁷⁴,
 S.Yu. Sivoklov¹⁰⁰, J. Sjölin^{147a,147b}, T.B. Sjørnsen¹⁵, M.B. Skinner⁷⁴, H.P. Skottowe⁵⁹, P. Skubic¹¹⁴,
 M. Slater¹⁹, T. Slavicek¹²⁹, M. Slawinska¹⁰⁸, K. Sliwa¹⁶², R. Slovak¹³⁰, V. Smakhtin¹⁷², B.H. Smart⁵,
 L. Smestad¹⁵, S.Yu. Smirnov⁹⁹, Y. Smirnov⁹⁹, L.N. Smirnova^{100,al}, O. Smirnova⁸³, M.N.K. Smith³⁷,
 R.W. Smith³⁷, M. Smizanska⁷⁴, K. Smolek¹²⁹, A.A. Snesarev⁹⁷, S. Snyder²⁷, R. Sobie^{169,l}, F. Socher⁴⁶,
 A. Soffer¹⁵⁴, D.A. Soh^{152,aj}, G. Sokhrannyi⁷⁷, C.A. Solans Sanchez³², M. Solar¹²⁹, E.Yu. Soldatov⁹⁹,
 U. Soldevila¹⁶⁷, A.A. Solodkov¹³¹, A. Soloshenko⁶⁷, O.V. Solovyanov¹³¹, V. Solovyev¹²⁴, P. Sommer⁵⁰,
 H. Son¹⁶², H.Y. Song^{35b,am}, A. Sood¹⁶, A. Sopczak¹²⁹, V. Sopko¹²⁹, V. Sorin¹³, D. Sosa^{60b},
 C.L. Sotiropoulou^{125a,125b}, R. Soualah^{164a,164c}, A.M. Soukharev^{110,c}, D. South⁴⁴, B.C. Sowden⁷⁹,
 S. Spagnolo^{75a,75b}, M. Spalla^{125a,125b}, M. Spangenberg¹⁷⁰, F. Spanò⁷⁹, D. Sperlich¹⁷, F. Spettel¹⁰²,
 R. Spighi^{22a}, G. Spigo³², L.A. Spiller⁹⁰, M. Spousta¹³⁰, R.D. St. Denis^{55,*}, A. Stabile^{93a}, R. Stamen^{60a},
 S. Stamm¹⁷, E. Stanecka⁴¹, R.W. Stanek⁶, C. Stanescu^{135a}, M. Stanescu-Bellu⁴⁴, M.M. Stanitzki⁴⁴,
 S. Stapnes¹²⁰, E.A. Starchenko¹³¹, G.H. Stark³³, J. Stark⁵⁷, P. Staroba¹²⁸, P. Starovoitov^{60a}, S. Stärz³²,
 R. Staszewski⁴¹, P. Steinberg²⁷, B. Stelzer¹⁴³, H.J. Stelzer³², O. Stelzer-Chilton^{160a}, H. Stenzel⁵⁴,
 G.A. Stewart⁵⁵, J.A. Stillings²³, M.C. Stockton⁸⁹, M. Stoebe⁸⁹, G. Stoicea^{28b}, P. Stolte⁵⁶, S. Stonjek¹⁰²,
 A.R. Stradling⁸, A. Straessner⁴⁶, M.E. Stramaglia¹⁸, J. Strandberg¹⁴⁸, S. Strandberg^{147a,147b},
 A. Strandlie¹²⁰, M. Strauss¹¹⁴, P. Strizenec^{145b}, R. Ströhmer¹⁷⁴, D.M. Strom¹¹⁷, R. Stroynowski⁴²,
 A. Strubig¹⁰⁷, S.A. Stucci¹⁸, B. Stugu¹⁵, N.A. Styles⁴⁴, D. Su¹⁴⁴, J. Su¹²⁶, R. Subramaniam⁸¹,
 S. Suchek^{60a}, Y. Sugaya¹¹⁹, M. Suk¹²⁹, V.V. Sulin⁹⁷, S. Sultansoy^{4c}, T. Sumida⁷⁰, S. Sun⁵⁹, X. Sun^{35a},
 J.E. Sundermann⁵⁰, K. Suruliz¹⁵⁰, G. Susinno^{39a,39b}, M.R. Sutton¹⁵⁰, S. Suzuki⁶⁸, M. Svatos¹²⁸,
 M. Swiatlowski³³, I. Sykora^{145a}, T. Sykora¹³⁰, D. Ta⁵⁰, C. Taccini^{135a,135b}, K. Tackmann⁴⁴, J. Taenzer¹⁵⁹,
 A. Taffard¹⁶³, R. Tafirout^{160a}, N. Taiblum¹⁵⁴, H. Takai²⁷, R. Takashima⁷¹, T. Takeshita¹⁴¹, Y. Takubo⁶⁸,
 M. Talby⁸⁷, A.A. Talyshev^{110,c}, J.Y.C. Tam¹⁷⁴, K.G. Tan⁹⁰, J. Tanaka¹⁵⁶, R. Tanaka¹¹⁸, S. Tanaka⁶⁸,
 B.B. Tannenwald¹¹², N. Tannoury²³, S. Tapia Araya^{34b}, S. Tapprogge⁸⁵, S. Tarem¹⁵³, G.F. Tartarelli^{93a},
 P. Tas¹³⁰, M. Tasevsky¹²⁸, T. Tashiro⁷⁰, E. Tassi^{39a,39b}, A. Tavares Delgado^{127a,127b}, Y. Tayalati^{136d},
 A.C. Taylor¹⁰⁶, G.N. Taylor⁹⁰, P.T.E. Taylor⁹⁰, W. Taylor^{160b}, F.A. Teischinger³², P. Teixeira-Dias⁷⁹,
 K.K. Temming⁵⁰, D. Temple¹⁴³, H. Ten Kate³², P.K. Teng¹⁵², J.J. Teoh¹¹⁹, F. Tepel¹⁷⁵, S. Terada⁶⁸,
 K. Terashi¹⁵⁶, J. Terron⁸⁴, S. Terzo¹⁰², M. Testa⁴⁹, R.J. Teuscher^{159,l}, T. Theveneaux-Pelzer⁸⁷,
 J.P. Thomas¹⁹, J. Thomas-Wilsker⁷⁹, E.N. Thompson³⁷, P.D. Thompson¹⁹, A.S. Thompson⁵⁵,
 L.A. Thomsen¹⁷⁶, E. Thomson¹²³, M. Thomson³⁰, M.J. Tibbetts¹⁶, R.E. Ticse Torres⁸⁷,
 V.O. Tikhomirov^{97,an}, Yu.A. Tikhonov^{110,c}, S. Timoshenko⁹⁹, P. Tipton¹⁷⁶, S. Tisserant⁸⁷,
 K. Todome¹⁵⁸, T. Todorov^{5,*}, S. Todorova-Nova¹³⁰, J. Tojo⁷², S. Tokár^{145a}, K. Tokushuku⁶⁸, E. Tolley⁵⁹,
 L. Tomlinson⁸⁶, M. Tomoto¹⁰⁴, L. Tompkins^{144,ao}, K. Toms¹⁰⁶, B. Tong⁵⁹, E. Torrence¹¹⁷, H. Torres¹⁴³,
 E. Torró Pastor¹³⁹, J. Toth^{87,ap}, F. Touchard⁸⁷, D.R. Tovey¹⁴⁰, T. Trefzger¹⁷⁴, A. Tricoli²⁷,
 I.M. Trigger^{160a}, S. Trincaz-Duvoid⁸², M.F. Tripiana¹³, W. Trischuk¹⁵⁹, B. Trocmé⁵⁷, A. Trofymov⁴⁴,
 C. Troncon^{93a}, M. Trotter-McDonald¹⁶, M. Trovatelli¹⁶⁹, L. Truong^{164a,164b}, M. Trzebinski⁴¹,
 A. Trzupek⁴¹, J.C.-L. Tseng¹²¹, P.V. Tsiarshka⁹⁴, G. Tsipolitis¹⁰, N. Tsirintanis⁹, S. Tsiskaridze¹³,
 V. Tsiskaridze⁵⁰, E.G. Tskhadadze^{53a}, K.M. Tsui^{62a}, I.I. Tsukerman⁹⁸, V. Tsulaia¹⁶, S. Tsuno⁶⁸,
 D. Tsybychev¹⁴⁹, A. Tudorache^{28b}, V. Tudorache^{28b}, A.N. Tuna⁵⁹, S.A. Tuppuri^{22a,22b},
 S. Turchikhin^{100,al}, D. Turecek¹²⁹, D. Turgeman¹⁷², R. Turra^{93a,93b}, A.J. Turvey⁴², P.M. Tuts³⁷,
 M. Tyndel¹³², G. Uccielli^{22a,22b}, I. Ueda¹⁵⁶, R. Ueno³¹, M. Ughetto^{147a,147b}, F. Ukegawa¹⁶¹, G. Unal³²,
 A. Undrus²⁷, G. Unel¹⁶³, F.C. Ungaro⁹⁰, Y. Unno⁶⁸, C. Unverdorben¹⁰¹, J. Urban^{145b}, P. Urquijo⁹⁰,
 P. Urrejola⁸⁵, G. Usai⁸, A. Usanova⁶⁴, L. Vacavant⁸⁷, V. Vacek¹²⁹, B. Vachon⁸⁹, C. Valderanis¹⁰¹,
 E. Valdes Santurio^{147a,147b}, N. Valencic¹⁰⁸, S. Valentinetti^{22a,22b}, A. Valero¹⁶⁷, L. Valery¹³, S. Valkar¹³⁰,
 S. Vallecorsa⁵¹, J.A. Valls Ferrer¹⁶⁷, W. Van Den Wollenberg¹⁰⁸, P.C. Van Der Deijl¹⁰⁸,
 R. van der Geer¹⁰⁸, H. van der Graaf¹⁰⁸, N. van Eldik¹⁵³, P. van Gemmeren⁶, J. Van Nieuwkoop¹⁴³,
 I. van Vulpen¹⁰⁸, M.C. van Woerden³², M. Vanadia^{133a,133b}, W. Vandelli³², R. Vanguri¹²³,

A. Vaniachine⁶, P. Vankov¹⁰⁸, G. Vardanyan¹⁷⁷, R. Vari^{133a}, E.W. Varnes⁷, T. Varol⁴², D. Varouchas⁸², A. Vartapetian⁸, K.E. Varvell¹⁵¹, J.G. Vasquez¹⁷⁶, F. Vazeille³⁶, T. Vazquez Schroeder⁸⁹, J. Veatch⁵⁶, L.M. Veloce¹⁵⁹, F. Veloso^{127a,127c}, S. Veneziano^{133a}, A. Ventura^{75a,75b}, M. Venturi¹⁶⁹, N. Venturi¹⁵⁹, A. Venturini²⁵, V. Vercesi^{122a}, M. Verducci^{133a,133b}, W. Verkerke¹⁰⁸, J.C. Vermeulen¹⁰⁸, A. Vest^{46,aq}, M.C. Vetterli^{143,d}, O. Viazlo⁸³, I. Vichou¹⁶⁶, T. Vickey¹⁴⁰, O.E. Vickey Boeriu¹⁴⁰, G.H.A. Viehhauser¹²¹, S. Viel¹⁶, L. Vigani¹²¹, R. Vigne⁶⁴, M. Villa^{22a,22b}, M. Villaplana Perez^{93a,93b}, E. Vilucchi⁴⁹, M.G. Vincter³¹, V.B. Vinogradov⁶⁷, C. Vittori^{22a,22b}, I. Vivarelli¹⁵⁰, S. Vlachos¹⁰, M. Vlasak¹²⁹, M. Vogel¹⁷⁵, P. Vokac¹²⁹, G. Volpi^{125a,125b}, M. Volpi⁹⁰, H. von der Schmitt¹⁰², E. von Toerne²³, V. Vorobel¹³⁰, K. Vorobev⁹⁹, M. Vos¹⁶⁷, R. Voss³², J.H. Vosseveld⁷⁶, N. Vranjes¹⁴, M. Vranjes Milosavljevic¹⁴, V. Vrba¹²⁸, M. Vreeswijk¹⁰⁸, R. Vuillermet³², I. Vukotic³³, Z. Vykydal¹²⁹, P. Wagner²³, W. Wagner¹⁷⁵, H. Wahlberg⁷³, S. Wahrenmund⁴⁶, J. Wakabayashi¹⁰⁴, J. Walder⁷⁴, R. Walker¹⁰¹, W. Walkowiak¹⁴², V. Wallangen^{147a,147b}, C. Wang¹⁵², C. Wang^{35d,87}, F. Wang¹⁷³, H. Wang¹⁶, H. Wang⁴², J. Wang⁴⁴, J. Wang¹⁵¹, K. Wang⁸⁹, R. Wang⁶, S.M. Wang¹⁵², T. Wang²³, T. Wang³⁷, X. Wang¹⁷⁶, C. Wanotayaroj¹¹⁷, A. Warburton⁸⁹, C.P. Ward³⁰, D.R. Wardrope⁸⁰, A. Washbrook⁴⁸, P.M. Watkins¹⁹, A.T. Watson¹⁹, M.F. Watson¹⁹, G. Watts¹³⁹, S. Watts⁸⁶, B.M. Waugh⁸⁰, S. Webb⁸⁵, M.S. Weber¹⁸, S.W. Weber¹⁷⁴, J.S. Webster⁶, A.R. Weidberg¹²¹, B. Weinert⁶³, J. Weingarten⁵⁶, C. Weiser⁵⁰, H. Weits¹⁰⁸, P.S. Wells³², T. Wenaus²⁷, T. Wengler³², S. Wenig³², N. Wermes²³, M. Werner⁵⁰, P. Werner³², M. Wessels^{60a}, J. Wetter¹⁶², K. Whalen¹¹⁷, N.L. Whallon¹³⁹, A.M. Wharton⁷⁴, A. White⁸, M.J. White¹, R. White^{34b}, S. White^{125a,125b}, D. Whiteson¹⁶³, F.J. Wickens¹³², W. Wiedenmann¹⁷³, M. Wielers¹³², P. Wienemann²³, C. Wiglesworth³⁸, L.A.M. Wiik-Fuchs²³, A. Wildauer¹⁰², F. Wilk⁸⁶, H.G. Wilkens³², H.H. Williams¹²³, S. Williams¹⁰⁸, C. Willis⁹², S. Willocq⁸⁸, J.A. Wilson¹⁹, I. Wingerter-Seez⁵, F. Winklmeier¹¹⁷, O.J. Winston¹⁵⁰, B.T. Winter²³, M. Wittgen¹⁴⁴, J. Wittkowski¹⁰¹, S.J. Wollstadt⁸⁵, M.W. Wolter⁴¹, H. Wolters^{127a,127c}, B.K. Wosiek⁴¹, J. Wotschack³², M.J. Woudstra⁸⁶, K.W. Wozniak⁴¹, M. Wu⁵⁷, M. Wu³³, S.L. Wu¹⁷³, X. Wu⁵¹, Y. Wu⁹¹, T.R. Wyatt⁸⁶, B.M. Wynne⁴⁸, S. Xella³⁸, D. Xu^{35a}, L. Xu²⁷, B. Yabsley¹⁵¹, S. Yacoob^{146a}, R. Yakabe⁶⁹, D. Yamaguchi¹⁵⁸, Y. Yamaguchi¹¹⁹, A. Yamamoto⁶⁸, S. Yamamoto¹⁵⁶, T. Yamanaka¹⁵⁶, K. Yamauchi¹⁰⁴, Y. Yamazaki⁶⁹, Z. Yan²⁴, H. Yang^{35e}, H. Yang¹⁷³, Y. Yang¹⁵², Z. Yang¹⁵, W-M. Yao¹⁶, Y.C. Yap⁸², Y. Yasu⁶⁸, E. Yatsenko⁵, K.H. Yau Wong²³, J. Ye⁴², S. Ye²⁷, I. Yeletskikh⁶⁷, A.L. Yen⁵⁹, E. Yildirim⁴⁴, K. Yorita¹⁷¹, R. Yoshida⁶, K. Yoshihara¹²³, C. Young¹⁴⁴, C.J.S. Young³², S. Youssef²⁴, D.R. Yu¹⁶, J. Yu⁸, J.M. Yu⁹¹, J. Yu⁶⁶, L. Yuan⁶⁹, S.P.Y. Yuen²³, I. Yusuff^{30,ar}, B. Zabinski⁴¹, R. Zaidan^{35d}, A.M. Zaitsev^{131,ae}, N. Zakharchuk⁴⁴, J. Zalieckas¹⁵, A. Zaman¹⁴⁹, S. Zambito⁵⁹, L. Zanello^{133a,133b}, D. Zanzi⁹⁰, C. Zeitnitz¹⁷⁵, M. Zeman¹²⁹, A. Zemla^{40a}, J.C. Zeng¹⁶⁶, Q. Zeng¹⁴⁴, K. Zengel²⁵, O. Zenin¹³¹, T. Ženiš^{145a}, D. Zerwas¹¹⁸, D. Zhang⁹¹, F. Zhang¹⁷³, G. Zhang^{35b,am}, H. Zhang^{35c}, J. Zhang⁶, L. Zhang⁵⁰, R. Zhang²³, R. Zhang^{35b,as}, X. Zhang^{35d}, Z. Zhang¹¹⁸, X. Zhao⁴², Y. Zhao^{35d}, Z. Zhao^{35b}, A. Zhemchugov⁶⁷, J. Zhong¹²¹, B. Zhou⁹¹, C. Zhou⁴⁷, L. Zhou³⁷, L. Zhou⁴², M. Zhou¹⁴⁹, N. Zhou^{35f}, C.G. Zhu^{35d}, H. Zhu^{35a}, J. Zhu⁹¹, Y. Zhu^{35b}, X. Zhuang^{35a}, K. Zhukov⁹⁷, A. Zibell¹⁷⁴, D. Zieminska⁶³, N.I. Zimine⁶⁷, C. Zimmermann⁸⁵, S. Zimmermann⁵⁰, Z. Zinonos⁵⁶, M. Zinser⁸⁵, M. Ziolkowski¹⁴², L. Živković¹⁴, G. Zobernig¹⁷³, A. Zoccoli^{22a,22b}, M. zur Nedden¹⁷, G. Zurzolo^{105a,105b}, L. Zwalinski³².

¹ Department of Physics, University of Adelaide, Adelaide, Australia

² Physics Department, SUNY Albany, Albany NY, United States of America

³ Department of Physics, University of Alberta, Edmonton AB, Canada

⁴ (a) Department of Physics, Ankara University, Ankara; (b) Istanbul Aydin University, Istanbul; (c)

Division of Physics, TOBB University of Economics and Technology, Ankara, Turkey

⁵ LAPP, CNRS/IN2P3 and Université Savoie Mont Blanc, Annecy-le-Vieux, France

⁶ High Energy Physics Division, Argonne National Laboratory, Argonne IL, United States of America

- ⁷ Department of Physics, University of Arizona, Tucson AZ, United States of America
- ⁸ Department of Physics, The University of Texas at Arlington, Arlington TX, United States of America
- ⁹ Physics Department, University of Athens, Athens, Greece
- ¹⁰ Physics Department, National Technical University of Athens, Zografou, Greece
- ¹¹ Department of Physics, The University of Texas at Austin, Austin TX, United States of America
- ¹² Institute of Physics, Azerbaijan Academy of Sciences, Baku, Azerbaijan
- ¹³ Institut de Física d'Altes Energies (IFAE), The Barcelona Institute of Science and Technology, Barcelona, Spain, Spain
- ¹⁴ Institute of Physics, University of Belgrade, Belgrade, Serbia
- ¹⁵ Department for Physics and Technology, University of Bergen, Bergen, Norway
- ¹⁶ Physics Division, Lawrence Berkeley National Laboratory and University of California, Berkeley CA, United States of America
- ¹⁷ Department of Physics, Humboldt University, Berlin, Germany
- ¹⁸ Albert Einstein Center for Fundamental Physics and Laboratory for High Energy Physics, University of Bern, Bern, Switzerland
- ¹⁹ School of Physics and Astronomy, University of Birmingham, Birmingham, United Kingdom
- ²⁰ ^(a) Department of Physics, Bogazici University, Istanbul; ^(b) Department of Physics Engineering, Gaziantep University, Gaziantep; ^(d) Istanbul Bilgi University, Faculty of Engineering and Natural Sciences, Istanbul, Turkey; ^(e) Bahcesehir University, Faculty of Engineering and Natural Sciences, Istanbul, Turkey, Turkey
- ²¹ Centro de Investigaciones, Universidad Antonio Narino, Bogota, Colombia
- ²² ^(a) INFN Sezione di Bologna; ^(b) Dipartimento di Fisica e Astronomia, Università di Bologna, Bologna, Italy
- ²³ Physikalisches Institut, University of Bonn, Bonn, Germany
- ²⁴ Department of Physics, Boston University, Boston MA, United States of America
- ²⁵ Department of Physics, Brandeis University, Waltham MA, United States of America
- ²⁶ ^(a) Universidade Federal do Rio De Janeiro COPPE/EE/IF, Rio de Janeiro; ^(b) Electrical Circuits Department, Federal University of Juiz de Fora (UFJF), Juiz de Fora; ^(c) Federal University of Sao Joao del Rei (UFSJ), Sao Joao del Rei; ^(d) Instituto de Fisica, Universidade de Sao Paulo, Sao Paulo, Brazil
- ²⁷ Physics Department, Brookhaven National Laboratory, Upton NY, United States of America
- ²⁸ ^(a) Transilvania University of Brasov, Brasov, Romania; ^(b) National Institute of Physics and Nuclear Engineering, Bucharest; ^(c) National Institute for Research and Development of Isotopic and Molecular Technologies, Physics Department, Cluj Napoca; ^(d) University Politehnica Bucharest, Bucharest; ^(e) West University in Timisoara, Timisoara, Romania
- ²⁹ Departamento de Física, Universidad de Buenos Aires, Buenos Aires, Argentina
- ³⁰ Cavendish Laboratory, University of Cambridge, Cambridge, United Kingdom
- ³¹ Department of Physics, Carleton University, Ottawa ON, Canada
- ³² CERN, Geneva, Switzerland
- ³³ Enrico Fermi Institute, University of Chicago, Chicago IL, United States of America
- ³⁴ ^(a) Departamento de Física, Pontificia Universidad Católica de Chile, Santiago; ^(b) Departamento de Física, Universidad Técnica Federico Santa María, Valparaíso, Chile
- ³⁵ ^(a) Institute of High Energy Physics, Chinese Academy of Sciences, Beijing; ^(b) Department of Modern Physics, University of Science and Technology of China, Anhui; ^(c) Department of Physics, Nanjing University, Jiangsu; ^(d) School of Physics, Shandong University, Shandong; ^(e) Department of Physics and Astronomy, Shanghai Key Laboratory for Particle Physics and Cosmology, Shanghai Jiao Tong University, Shanghai; (also affiliated with PKU-CHEP); ^(f) Physics Department, Tsinghua University, Beijing 100084, China

- ³⁶ Laboratoire de Physique Corpusculaire, Clermont Université and Université Blaise Pascal and CNRS/IN2P3, Clermont-Ferrand, France
- ³⁷ Nevis Laboratory, Columbia University, Irvington NY, United States of America
- ³⁸ Niels Bohr Institute, University of Copenhagen, Kobenhavn, Denmark
- ³⁹ ^(a) INFN Gruppo Collegato di Cosenza, Laboratori Nazionali di Frascati; ^(b) Dipartimento di Fisica, Università della Calabria, Rende, Italy
- ⁴⁰ ^(a) AGH University of Science and Technology, Faculty of Physics and Applied Computer Science, Krakow; ^(b) Marian Smoluchowski Institute of Physics, Jagiellonian University, Krakow, Poland
- ⁴¹ Institute of Nuclear Physics Polish Academy of Sciences, Krakow, Poland
- ⁴² Physics Department, Southern Methodist University, Dallas TX, United States of America
- ⁴³ Physics Department, University of Texas at Dallas, Richardson TX, United States of America
- ⁴⁴ DESY, Hamburg and Zeuthen, Germany
- ⁴⁵ Institut für Experimentelle Physik IV, Technische Universität Dortmund, Dortmund, Germany
- ⁴⁶ Institut für Kern- und Teilchenphysik, Technische Universität Dresden, Dresden, Germany
- ⁴⁷ Department of Physics, Duke University, Durham NC, United States of America
- ⁴⁸ SUPA - School of Physics and Astronomy, University of Edinburgh, Edinburgh, United Kingdom
- ⁴⁹ INFN Laboratori Nazionali di Frascati, Frascati, Italy
- ⁵⁰ Fakultät für Mathematik und Physik, Albert-Ludwigs-Universität, Freiburg, Germany
- ⁵¹ Section de Physique, Université de Genève, Geneva, Switzerland
- ⁵² ^(a) INFN Sezione di Genova; ^(b) Dipartimento di Fisica, Università di Genova, Genova, Italy
- ⁵³ ^(a) E. Andronikashvili Institute of Physics, Iv. Javakhishvili Tbilisi State University, Tbilisi; ^(b) High Energy Physics Institute, Tbilisi State University, Tbilisi, Georgia
- ⁵⁴ II Physikalisches Institut, Justus-Liebig-Universität Giessen, Giessen, Germany
- ⁵⁵ SUPA - School of Physics and Astronomy, University of Glasgow, Glasgow, United Kingdom
- ⁵⁶ II Physikalisches Institut, Georg-August-Universität, Göttingen, Germany
- ⁵⁷ Laboratoire de Physique Subatomique et de Cosmologie, Université Grenoble-Alpes, CNRS/IN2P3, Grenoble, France
- ⁵⁸ Department of Physics, Hampton University, Hampton VA, United States of America
- ⁵⁹ Laboratory for Particle Physics and Cosmology, Harvard University, Cambridge MA, United States of America
- ⁶⁰ ^(a) Kirchhoff-Institut für Physik, Ruprecht-Karls-Universität Heidelberg, Heidelberg; ^(b) Physikalisches Institut, Ruprecht-Karls-Universität Heidelberg, Heidelberg; ^(c) ZITI Institut für technische Informatik, Ruprecht-Karls-Universität Heidelberg, Mannheim, Germany
- ⁶¹ Faculty of Applied Information Science, Hiroshima Institute of Technology, Hiroshima, Japan
- ⁶² ^(a) Department of Physics, The Chinese University of Hong Kong, Shatin, N.T., Hong Kong; ^(b) Department of Physics, The University of Hong Kong, Hong Kong; ^(c) Department of Physics, The Hong Kong University of Science and Technology, Clear Water Bay, Kowloon, Hong Kong, China
- ⁶³ Department of Physics, Indiana University, Bloomington IN, United States of America
- ⁶⁴ Institut für Astro- und Teilchenphysik, Leopold-Franzens-Universität, Innsbruck, Austria
- ⁶⁵ University of Iowa, Iowa City IA, United States of America
- ⁶⁶ Department of Physics and Astronomy, Iowa State University, Ames IA, United States of America
- ⁶⁷ Joint Institute for Nuclear Research, JINR Dubna, Dubna, Russia
- ⁶⁸ KEK, High Energy Accelerator Research Organization, Tsukuba, Japan
- ⁶⁹ Graduate School of Science, Kobe University, Kobe, Japan
- ⁷⁰ Faculty of Science, Kyoto University, Kyoto, Japan
- ⁷¹ Kyoto University of Education, Kyoto, Japan
- ⁷² Department of Physics, Kyushu University, Fukuoka, Japan

- 73 Instituto de Física La Plata, Universidad Nacional de La Plata and CONICET, La Plata, Argentina
- 74 Physics Department, Lancaster University, Lancaster, United Kingdom
- 75 ^(a) INFN Sezione di Lecce; ^(b) Dipartimento di Matematica e Fisica, Università del Salento, Lecce, Italy
- 76 Oliver Lodge Laboratory, University of Liverpool, Liverpool, United Kingdom
- 77 Department of Physics, Jožef Stefan Institute and University of Ljubljana, Ljubljana, Slovenia
- 78 School of Physics and Astronomy, Queen Mary University of London, London, United Kingdom
- 79 Department of Physics, Royal Holloway University of London, Surrey, United Kingdom
- 80 Department of Physics and Astronomy, University College London, London, United Kingdom
- 81 Louisiana Tech University, Ruston LA, United States of America
- 82 Laboratoire de Physique Nucléaire et de Hautes Energies, UPMC and Université Paris-Diderot and CNRS/IN2P3, Paris, France
- 83 Fysiska institutionen, Lunds universitet, Lund, Sweden
- 84 Departamento de Física Teórica C-15, Universidad Autónoma de Madrid, Madrid, Spain
- 85 Institut für Physik, Universität Mainz, Mainz, Germany
- 86 School of Physics and Astronomy, University of Manchester, Manchester, United Kingdom
- 87 CPPM, Aix-Marseille Université and CNRS/IN2P3, Marseille, France
- 88 Department of Physics, University of Massachusetts, Amherst MA, United States of America
- 89 Department of Physics, McGill University, Montreal QC, Canada
- 90 School of Physics, University of Melbourne, Victoria, Australia
- 91 Department of Physics, The University of Michigan, Ann Arbor MI, United States of America
- 92 Department of Physics and Astronomy, Michigan State University, East Lansing MI, United States of America
- 93 ^(a) INFN Sezione di Milano; ^(b) Dipartimento di Fisica, Università di Milano, Milano, Italy
- 94 B.I. Stepanov Institute of Physics, National Academy of Sciences of Belarus, Minsk, Republic of Belarus
- 95 National Scientific and Educational Centre for Particle and High Energy Physics, Minsk, Republic of Belarus
- 96 Group of Particle Physics, University of Montreal, Montreal QC, Canada
- 97 P.N. Lebedev Physical Institute of the Russian Academy of Sciences, Moscow, Russia
- 98 Institute for Theoretical and Experimental Physics (ITEP), Moscow, Russia
- 99 National Research Nuclear University MEPhI, Moscow, Russia
- 100 D.V. Skobeltsyn Institute of Nuclear Physics, M.V. Lomonosov Moscow State University, Moscow, Russia
- 101 Fakultät für Physik, Ludwig-Maximilians-Universität München, München, Germany
- 102 Max-Planck-Institut für Physik (Werner-Heisenberg-Institut), München, Germany
- 103 Nagasaki Institute of Applied Science, Nagasaki, Japan
- 104 Graduate School of Science and Kobayashi-Maskawa Institute, Nagoya University, Nagoya, Japan
- 105 ^(a) INFN Sezione di Napoli; ^(b) Dipartimento di Fisica, Università di Napoli, Napoli, Italy
- 106 Department of Physics and Astronomy, University of New Mexico, Albuquerque NM, United States of America
- 107 Institute for Mathematics, Astrophysics and Particle Physics, Radboud University Nijmegen/Nikhef, Nijmegen, Netherlands
- 108 Nikhef National Institute for Subatomic Physics and University of Amsterdam, Amsterdam, Netherlands
- 109 Department of Physics, Northern Illinois University, DeKalb IL, United States of America
- 110 Budker Institute of Nuclear Physics, SB RAS, Novosibirsk, Russia

- ¹¹¹ Department of Physics, New York University, New York NY, United States of America
- ¹¹² Ohio State University, Columbus OH, United States of America
- ¹¹³ Faculty of Science, Okayama University, Okayama, Japan
- ¹¹⁴ Homer L. Dodge Department of Physics and Astronomy, University of Oklahoma, Norman OK, United States of America
- ¹¹⁵ Department of Physics, Oklahoma State University, Stillwater OK, United States of America
- ¹¹⁶ Palacký University, RCPTM, Olomouc, Czech Republic
- ¹¹⁷ Center for High Energy Physics, University of Oregon, Eugene OR, United States of America
- ¹¹⁸ LAL, Univ. Paris-Sud, CNRS/IN2P3, Université Paris-Saclay, Orsay, France
- ¹¹⁹ Graduate School of Science, Osaka University, Osaka, Japan
- ¹²⁰ Department of Physics, University of Oslo, Oslo, Norway
- ¹²¹ Department of Physics, Oxford University, Oxford, United Kingdom
- ¹²² ^(a) INFN Sezione di Pavia; ^(b) Dipartimento di Fisica, Università di Pavia, Pavia, Italy
- ¹²³ Department of Physics, University of Pennsylvania, Philadelphia PA, United States of America
- ¹²⁴ National Research Centre "Kurchatov Institute" B.P.Konstantinov Petersburg Nuclear Physics Institute, St. Petersburg, Russia
- ¹²⁵ ^(a) INFN Sezione di Pisa; ^(b) Dipartimento di Fisica E. Fermi, Università di Pisa, Pisa, Italy
- ¹²⁶ Department of Physics and Astronomy, University of Pittsburgh, Pittsburgh PA, United States of America
- ¹²⁷ ^(a) Laboratório de Instrumentação e Física Experimental de Partículas - LIP, Lisboa; ^(b) Faculdade de Ciências, Universidade de Lisboa, Lisboa; ^(c) Department of Physics, University of Coimbra, Coimbra; ^(d) Centro de Física Nuclear da Universidade de Lisboa, Lisboa; ^(e) Departamento de Física, Universidade do Minho, Braga; ^(f) Departamento de Física Teórica y del Cosmos and CAFPE, Universidad de Granada, Granada (Spain); ^(g) Dep Física and CEFITEC of Faculdade de Ciências e Tecnologia, Universidade Nova de Lisboa, Caparica, Portugal
- ¹²⁸ Institute of Physics, Academy of Sciences of the Czech Republic, Praha, Czech Republic
- ¹²⁹ Czech Technical University in Prague, Praha, Czech Republic
- ¹³⁰ Faculty of Mathematics and Physics, Charles University in Prague, Praha, Czech Republic
- ¹³¹ State Research Center Institute for High Energy Physics (Protvino), NRC KI, Russia
- ¹³² Particle Physics Department, Rutherford Appleton Laboratory, Didcot, United Kingdom
- ¹³³ ^(a) INFN Sezione di Roma; ^(b) Dipartimento di Fisica, Sapienza Università di Roma, Roma, Italy
- ¹³⁴ ^(a) INFN Sezione di Roma Tor Vergata; ^(b) Dipartimento di Fisica, Università di Roma Tor Vergata, Roma, Italy
- ¹³⁵ ^(a) INFN Sezione di Roma Tre; ^(b) Dipartimento di Matematica e Fisica, Università Roma Tre, Roma, Italy
- ¹³⁶ ^(a) Faculté des Sciences Ain Chock, Réseau Universitaire de Physique des Hautes Energies - Université Hassan II, Casablanca; ^(b) Centre National de l'Energie des Sciences Techniques Nucleaires, Rabat; ^(c) Faculté des Sciences Semlalia, Université Cadi Ayyad, LPHEA-Marrakech; ^(d) Faculté des Sciences, Université Mohamed Premier and LPTPM, Oujda; ^(e) Faculté des sciences, Université Mohammed V, Rabat, Morocco
- ¹³⁷ DSM/IRFU (Institut de Recherches sur les Lois Fondamentales de l'Univers), CEA Saclay (Commissariat à l'Energie Atomique et aux Energies Alternatives), Gif-sur-Yvette, France
- ¹³⁸ Santa Cruz Institute for Particle Physics, University of California Santa Cruz, Santa Cruz CA, United States of America
- ¹³⁹ Department of Physics, University of Washington, Seattle WA, United States of America
- ¹⁴⁰ Department of Physics and Astronomy, University of Sheffield, Sheffield, United Kingdom
- ¹⁴¹ Department of Physics, Shinshu University, Nagano, Japan

- ¹⁴² Fachbereich Physik, Universität Siegen, Siegen, Germany
- ¹⁴³ Department of Physics, Simon Fraser University, Burnaby BC, Canada
- ¹⁴⁴ SLAC National Accelerator Laboratory, Stanford CA, United States of America
- ¹⁴⁵ ^(a) Faculty of Mathematics, Physics & Informatics, Comenius University, Bratislava; ^(b) Department of Subnuclear Physics, Institute of Experimental Physics of the Slovak Academy of Sciences, Kosice, Slovak Republic
- ¹⁴⁶ ^(a) Department of Physics, University of Cape Town, Cape Town; ^(b) Department of Physics, University of Johannesburg, Johannesburg; ^(c) School of Physics, University of the Witwatersrand, Johannesburg, South Africa
- ¹⁴⁷ ^(a) Department of Physics, Stockholm University; ^(b) The Oskar Klein Centre, Stockholm, Sweden
- ¹⁴⁸ Physics Department, Royal Institute of Technology, Stockholm, Sweden
- ¹⁴⁹ Departments of Physics & Astronomy and Chemistry, Stony Brook University, Stony Brook NY, United States of America
- ¹⁵⁰ Department of Physics and Astronomy, University of Sussex, Brighton, United Kingdom
- ¹⁵¹ School of Physics, University of Sydney, Sydney, Australia
- ¹⁵² Institute of Physics, Academia Sinica, Taipei, Taiwan
- ¹⁵³ Department of Physics, Technion: Israel Institute of Technology, Haifa, Israel
- ¹⁵⁴ Raymond and Beverly Sackler School of Physics and Astronomy, Tel Aviv University, Tel Aviv, Israel
- ¹⁵⁵ Department of Physics, Aristotle University of Thessaloniki, Thessaloniki, Greece
- ¹⁵⁶ International Center for Elementary Particle Physics and Department of Physics, The University of Tokyo, Tokyo, Japan
- ¹⁵⁷ Graduate School of Science and Technology, Tokyo Metropolitan University, Tokyo, Japan
- ¹⁵⁸ Department of Physics, Tokyo Institute of Technology, Tokyo, Japan
- ¹⁵⁹ Department of Physics, University of Toronto, Toronto ON, Canada
- ¹⁶⁰ ^(a) TRIUMF, Vancouver BC; ^(b) Department of Physics and Astronomy, York University, Toronto ON, Canada
- ¹⁶¹ Faculty of Pure and Applied Sciences, and Center for Integrated Research in Fundamental Science and Engineering, University of Tsukuba, Tsukuba, Japan
- ¹⁶² Department of Physics and Astronomy, Tufts University, Medford MA, United States of America
- ¹⁶³ Department of Physics and Astronomy, University of California Irvine, Irvine CA, United States of America
- ¹⁶⁴ ^(a) INFN Gruppo Collegato di Udine, Sezione di Trieste, Udine; ^(b) ICTP, Trieste; ^(c) Dipartimento di Chimica, Fisica e Ambiente, Università di Udine, Udine, Italy
- ¹⁶⁵ Department of Physics and Astronomy, University of Uppsala, Uppsala, Sweden
- ¹⁶⁶ Department of Physics, University of Illinois, Urbana IL, United States of America
- ¹⁶⁷ Instituto de Física Corpuscular (IFIC) and Departamento de Física Atomica, Molecular y Nuclear and Departamento de Ingeniería Electrónica and Instituto de Microelectrónica de Barcelona (IMB-CNM), University of Valencia and CSIC, Valencia, Spain
- ¹⁶⁸ Department of Physics, University of British Columbia, Vancouver BC, Canada
- ¹⁶⁹ Department of Physics and Astronomy, University of Victoria, Victoria BC, Canada
- ¹⁷⁰ Department of Physics, University of Warwick, Coventry, United Kingdom
- ¹⁷¹ Waseda University, Tokyo, Japan
- ¹⁷² Department of Particle Physics, The Weizmann Institute of Science, Rehovot, Israel
- ¹⁷³ Department of Physics, University of Wisconsin, Madison WI, United States of America
- ¹⁷⁴ Fakultät für Physik und Astronomie, Julius-Maximilians-Universität, Würzburg, Germany
- ¹⁷⁵ Fakultät für Mathematik und Naturwissenschaften, Fachgruppe Physik, Bergische Universität

Wuppertal, Wuppertal, Germany

¹⁷⁶ Department of Physics, Yale University, New Haven CT, United States of America

¹⁷⁷ Yerevan Physics Institute, Yerevan, Armenia

¹⁷⁸ Centre de Calcul de l'Institut National de Physique Nucléaire et de Physique des Particules (IN2P3), Villeurbanne, France

^a Also at Department of Physics, King's College London, London, United Kingdom

^b Also at Institute of Physics, Azerbaijan Academy of Sciences, Baku, Azerbaijan

^c Also at Novosibirsk State University, Novosibirsk, Russia

^d Also at TRIUMF, Vancouver BC, Canada

^e Also at Department of Physics & Astronomy, University of Louisville, Louisville, KY, United States of America

^f Also at Department of Physics, California State University, Fresno CA, United States of America

^g Also at Department of Physics, University of Fribourg, Fribourg, Switzerland

^h Also at Departament de Física de la Universitat Autònoma de Barcelona, Barcelona, Spain

ⁱ Also at Departamento de Física e Astronomia, Faculdade de Ciências, Universidade do Porto, Portugal

^j Also at Tomsk State University, Tomsk, Russia

^k Also at Università di Napoli Parthenope, Napoli, Italy

^l Also at Institute of Particle Physics (IPP), Canada

^m Also at National Institute of Physics and Nuclear Engineering, Bucharest, Romania

ⁿ Also at Department of Physics, St. Petersburg State Polytechnical University, St. Petersburg, Russia

^o Also at Department of Physics, The University of Michigan, Ann Arbor MI, United States of America

^p Also at Centre for High Performance Computing, CSIR Campus, Rosebank, Cape Town, South Africa

^q Also at Louisiana Tech University, Ruston LA, United States of America

^r Also at Institutio Catalana de Recerca i Estudis Avancats, ICREA, Barcelona, Spain

^s Also at Graduate School of Science, Osaka University, Osaka, Japan

^t Also at Department of Physics, National Tsing Hua University, Taiwan

^u Also at Institute for Mathematics, Astrophysics and Particle Physics, Radboud University Nijmegen/Nikhef, Nijmegen, Netherlands

^v Also at Department of Physics, The University of Texas at Austin, Austin TX, United States of America

^w Also at Institute of Theoretical Physics, Ilia State University, Tbilisi, Georgia

^x Also at CERN, Geneva, Switzerland

^y Also at Georgian Technical University (GTU), Tbilisi, Georgia

^z Also at Ochadai Academic Production, Ochanomizu University, Tokyo, Japan

^{aa} Also at Manhattan College, New York NY, United States of America

^{ab} Also at Hellenic Open University, Patras, Greece

^{ac} Also at Academia Sinica Grid Computing, Institute of Physics, Academia Sinica, Taipei, Taiwan

^{ad} Also at School of Physics, Shandong University, Shandong, China

^{ae} Also at Moscow Institute of Physics and Technology State University, Dolgoprudny, Russia

^{af} Also at Section de Physique, Université de Genève, Geneva, Switzerland

^{ag} Also at Eotvos Lorand University, Budapest, Hungary

^{ah} Also at International School for Advanced Studies (SISSA), Trieste, Italy

^{ai} Also at Department of Physics and Astronomy, University of South Carolina, Columbia SC, United States of America

^{aj} Also at School of Physics and Engineering, Sun Yat-sen University, Guangzhou, China

^{ak} Also at Institute for Nuclear Research and Nuclear Energy (INRNE) of the Bulgarian Academy of Sciences, Sofia, Bulgaria

^{al} Also at Faculty of Physics, M.V.Lomonosov Moscow State University, Moscow, Russia

am Also at Institute of Physics, Academia Sinica, Taipei, Taiwan

an Also at National Research Nuclear University MEPhI, Moscow, Russia

ao Also at Department of Physics, Stanford University, Stanford CA, United States of America

ap Also at Institute for Particle and Nuclear Physics, Wigner Research Centre for Physics, Budapest, Hungary

aq Also at Flensburg University of Applied Sciences, Flensburg, Germany

ar Also at University of Malaya, Department of Physics, Kuala Lumpur, Malaysia

as Also at CPPM, Aix-Marseille Université and CNRS/IN2P3, Marseille, France

* Deceased