

Slow quantum oscillations without fine-grained Fermi Surface Reconstruction in Cuprate Superconductors

P.D. Grigoriev^{1,2,3} and Timothy Ziman^{4,5}

¹*L. D. Landau Institute for Theoretical Physics, 142432 Chernogolovka, Russia*

²*National University of Science and Technology “MISiS”, Moscow 119049, Russia*

³*P.N. Lebedev Physical Institute, RAS, 119991, Moscow, Russia*

⁴*Institut Laue-Langevin, BP 156, 41 Avenue des Martyrs, 38042 Grenoble Cedex 9, France*

⁵*LPMMC (UMR 5493), Université de Grenoble-Alpes and CNRS, Maison des Magistères, BP 166, 38042 Grenoble Cedex 9, France*

(Dated: October 5, 2018)

The Fourier transform of the observed magnetic quantum oscillations (MQO) in $\text{YBa}_2\text{Cu}_3\text{O}_{6+\delta}$ high-temperature superconductors has a prominent low-frequency peak with two smaller neighbouring peaks. The separation and positions of these three peaks are almost independent of doping. This pattern has been explained previously by rather special, exquisitely detailed, Fermi-surface reconstruction. We propose that these MQO have a different origin, and their frequencies are related to the bilayer and inter-bilayer electron hopping rather than directly to the areas of tiny Fermi-surface pockets. Such so-called “slow oscillations” explain more naturally many features of the observed oscillations and allow us to estimate the inter-layer transfer integrals and in-plane Fermi momentum.

Magnetic quantum oscillations (MQO) provide a traditional and powerful tool to study the Fermi surface and other electronic structure parameters of various metals.[1–3] In the last decade, following their first observation in cuprate high-temperature superconductors,[4] they have been extensively used to investigate the electronic structure of cuprates, both hole-[5] and electron-doped,[6] as well as in Fe-based superconductors.[7–13] Probably most surprising are the data for the underdoped yttrium barium copper oxide (YBCO) compounds $\text{YBa}_2\text{Cu}_3\text{O}_{6+\delta}$ ([4, 14–21] reviewed in [5, 22–24]). The Fourier transform of these quantum oscillations has a prominent peak at frequency $F_\alpha \approx 530T$ with two smaller shoulders at $F_\pm = F_\alpha \pm \Delta F_\alpha$, where $\Delta F_\alpha \approx 90T$. All these frequencies are much smaller than expected from closed pockets of the Fermi surface(FS). Many different theoretical models have been proposed to explain such a set of frequencies ([25–29], reviewed in [5, 22, 23]). While these interpretations vary in detail, such as inclusion of spin-orbit or Zeeman splittings, they are all based on Fermi-surface reconstruction due to the periodic potential created by a charge density wave (CDW). A weak, probably, inhomogeneous or fluctuating CDW order has been detected in $\text{YBa}_2\text{Cu}_3\text{O}_{6+\delta}$ compounds by X-Ray scattering [30–33], nuclear magnetic resonance [34, 35], and sound velocity measurements [36]. High magnetic fields suppress superconductivity and lead to long-range CDW coherence.[33] Static CDW order can indeed lead to Fermi surface reconstruction, seen in new MQO frequencies, but only if the CDW potential is sufficiently strong. More precisely, the CDW energy gap must be larger than the magnetic-breakdown gap $\Delta_{MB} \sim \sqrt{\hbar\omega_c E_F}$, [2] where $\hbar\omega_c$ is the cyclotron energy, *i.e.* the separation between the Landau levels, and $E_F \sim 1\text{eV}$ is the Fermi energy of the unreconstructed electron dispersion. The oscillations in cuprates are mea-

sured in magnetic fields B higher than 30 tesla, where $\Delta_{MB} \gtrsim 40\text{meV}$ is rather large and a fluctuating CDW ordering may not be enough to form new frequencies with amplitudes sufficient for experimental observation. Note that a frequency pattern somewhat similar to that of $\text{YBa}_2\text{Cu}_3\text{O}_{6+\delta}$ is observed in the closely related stoichiometric compound $\text{YBa}_2\text{Cu}_4\text{O}_8$, [37–39] where there is no experimental indication of a static superstructure. Even if this CDW is sufficiently strong, it is hard to explain the observed three-peak frequency pattern of MQO in YBCO without additional frequencies of similar amplitude from the CDW wave vector seen in X-ray experiments. [30–33] Moreover, if FS reconstruction really is the origin of the observed F_α , F_+ , and F_- , they should depend strongly on doping.[40] Such a strong dependence is, in fact, observed in the electron-doped cuprate superconductor $\text{Nd}_{2-x}\text{Ce}_x\text{CuO}_4$, [41, 42] where the frequency changes by 20%, from 290 to 245 T, when the doping level changes from 0.15 to 0.17. In contrast, in $\text{YBa}_2\text{Cu}_3\text{O}_{6+\delta}$ the observed doping dependence of the three low frequencies is much weaker. The data are somewhat controversial: frequency changes vary from very weak, less than 5% (Ref. [16], Fig.4) to about 25% (Ref. [23], Fig. 5b) when the doping changes from $p \approx 0.1$ to 0.14. In a recent study F_α changes by only 10%, from 515T to 570T, for p varying from 0.09 to 0.14.[43] Within the CDW scenario, a model of compensated FS pockets has been proposed,[18] but the doping-dependence remains problematic. To avoid the problematic FS reconstruction scenarios an unusual source of oscillations was proposed in terms of Andreev-type bound states,[44] but the predicted change in oscillation frequencies with superconducting gap contradicts experiment. In this paper, we propose a simple alternative picture, which is consistent with the observed three equidistant magnetic oscillation peaks in $\text{YBa}_2\text{Cu}_3\text{O}_{6+\delta}$ and other features of the mea-

surements.

The unreconstructed FS of YBCO consists of one large pocket, almost a square with smoothed corners, that fills about one half of the Brillouin zone and would correspond to a large frequency $\sim 10^4$ tesla. The Fermi-surface reconstruction, possibly caused by the pseudogap, AFM or CDW order, takes place for doping level $p < 10-15\%$, as suggested by ARPES [45], or by observation of negative Hall [46, 47] and Seebeck [48] coefficients which indicate electron-like FS pockets. However, the observed MQO frequency $F_\alpha \approx 530T$ corresponds to a FS cross-section of only 2% of the Brillouin zone, which is considerably less than the size of the expected FS pockets even for a reconstructed FS. Analogous “slow oscillations” (SIO) have been observed in organic superconductors and attributed not to new small FS pockets, but to the interplay (mixing) of two close frequencies $F_\beta \pm \Delta F$, where the frequency splitting ΔF is due to FS warping, originating from the interlayer electron transfer integral t_z . [49] As a result, magnetoresistance (MR) oscillations with a new frequency $F_{slow} = 2\Delta F = 4t_z B / \hbar\omega_c$ arise. The amplitudes of the emergent slow oscillations may be even higher than those of the oscillations with the original frequencies $F_\beta \pm \Delta F$, because the SIO are damped neither by temperature nor by long-range disorder (variations of E_F along the sample on the scale much larger than magnetic length). [49, 50] The latter feature is especially important, because even in high-quality monocrystals of organic metals this long-range disorder makes the major contribution to the Dingle temperature. [49] In the notoriously inhomogeneous cuprates, such disorder is much stronger than in organic metals, and magnetic oscillations from closed pockets should be strongly damped, whereas the proposed slow oscillations are insensitive to this form of disorder and can easier be observed.

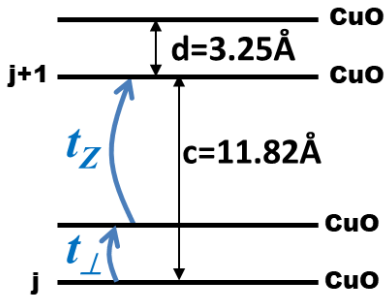


FIG. 1: Schematic illustration of the bilayer crystal structure in $\text{YBa}_2\text{Cu}_3\text{O}_{6+\delta}$ and $\text{YBa}_2\text{Cu}_4\text{O}_8$ high-temperature superconductors with two interlayer transfer integrals t_\perp and t_z .

In contrast to the organic metal β -(BEDT-TTF) $_2\text{IBr}_2$ with simple quasi-2D layered crystal structure, where the SIO may originate only from the FS warping due to k_z electron dispersion [49], the YBCO compounds have bilayer crystal structures (see Fig. 1). There are then two

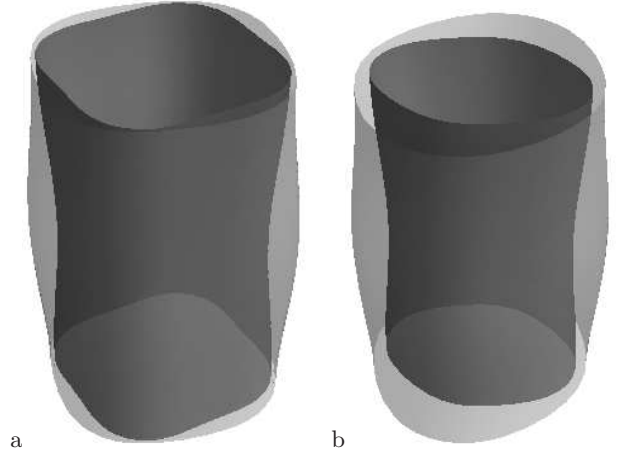


FIG. 2: A quasi-2D Fermi surface with interlayer warping due to $2t_z$ and double bilayer splitting, corresponding to dispersion in Eq. (2) for $t_z(\mathbf{k}_\parallel) \approx \text{const}$, and (a) $t_\perp(\mathbf{k}_\parallel) = t_\perp(1 + 0.3 \sin 4\phi)$ and (b) $t_\perp(\mathbf{k}_\parallel) = t_\perp(1 + 0.5 \sin 2\phi)$, where $\tan \phi = k_y/k_x$.

types of interlayer hopping: (i) between adjacent layers separated by distance d within one bilayer, given by the transfer integral $t_\perp = t_\perp(\mathbf{k}_\parallel)$, and (ii) between adjacent equivalent bilayers separated by distance h , given by the transfer integral $t_z = t_z(\mathbf{k}_\parallel)$, where \mathbf{k}_\parallel is the intralayer momentum. The resulting electron energy spectrum is given by [26] (see, e.g., Eq. (6) of Ref. 26)

$$\epsilon_\pm(k_z, \mathbf{k}_\parallel) = \epsilon_\parallel(\mathbf{k}_\parallel) \pm \sqrt{t_z^2 + t_\perp^2 + 2t_z t_\perp \cos[k_z(h+d)]}. \quad (1)$$

For $t_z \ll t_\perp$ this spectrum contains bonding and antibonding states separated by $\sim 2t_\perp(\mathbf{k}_\parallel)$, each with weak k_z dispersion:

$$\epsilon_\pm(k_z, \mathbf{k}_\parallel) \approx \epsilon_\parallel(\mathbf{k}_\parallel) \pm t_\perp(\mathbf{k}_\parallel) \pm 2t_z(\mathbf{k}_\parallel) \cos[k_z(h+d)]. \quad (2)$$

The corresponding Fermi surface pocket is shown schematically in Fig. 2 for a slight tetragonal modulation of $\epsilon_\parallel(\mathbf{k}_\parallel)$ and two different symmetries of $t_\perp(\mathbf{k}_\parallel)$. In YBCO there are thus at least two types of splitting of the original frequencies: the larger bilayer splitting $\Delta F_\perp = t_\perp B / \hbar\omega_c$, where $t_\perp = \langle t_\perp(\mathbf{k}_\parallel) \rangle \neq 0$ and the angular brackets signify an averaging over in-plane momentum \mathbf{k}_\parallel on the FS, and the smaller splitting $\Delta F_c = 2t_z B / \hbar\omega_c \ll \Delta F_\perp \ll F_\beta$ due to the k_z electron dispersion, where we also assume $t_z = \langle t_z(\mathbf{k}_\parallel) \rangle \neq 0$. These two splittings result in *four* underlying MQO frequencies $F_\beta \pm \Delta F_\perp \pm \Delta F_c$ of similar amplitudes, instead of only *two* $F_\beta \pm \Delta F_c$ for organic metals without bilayers [49]. The SIO of MR originate from these *four* frequencies in a similar way as before [49, 51] but result in a much richer set of frequencies, as we show below.

At finite temperature the metallic conductivity along i -th axis $\sigma_i = \sigma_{ii}$ is given by the sum of contributions

from all ungapped FS pockets β :

$$\sigma_i = \sum_{\beta} \sigma_{i,\beta} = \sum_{\beta} e^2 g_{F\beta} D_{i,\beta}. \quad (3)$$

Each pocket β contributes to the total metallic conductivity along axis i at low temperature via the product of a density of electron states (DoS) $g_{F,\beta} = g_{\beta}(\varepsilon = E_F)$ and an electron diffusion coefficient $D_{i,\beta}$. Both contribute to oscillations, since they vary with the magnetic field B_z perpendicular to the conducting x - y layers as:

$$\frac{g_{F\beta}}{g_{0\beta}} = 1 + A_{\beta} \sum_{j,l=\pm 1} \cos \left(2\pi \frac{F_{\beta} + j\Delta F_{\perp} + l\Delta F_c}{B_z} \right), \quad (4)$$

with $g_{0\beta} = m_{\beta}^*/\pi\hbar^2 d$ the average DoS at the Fermi level and m_{β}^* the effective mass for the pocket β , and

$$\frac{D_{i,\beta}}{D_{0i,\beta}} = 1 + B_{i,\beta} \sum_{j,l=\pm 1} \cos \left(2\pi \frac{F_{\beta} + j\Delta F_{\perp} + l\Delta F_c}{B_z} \right), \quad (5)$$

where the non-oscillating part $D_{0i,\beta}$ of the diffusion coefficient in metals is proportional to the mean-square electron velocity v_i at the Fermi level. The harmonic amplitudes $A_{\beta} \sim B_{i,\beta}$ contain the Dingle factor[2, 52, 53] $R_{D,\beta} \approx \exp(-2\pi\Gamma/\hbar\omega_{c,\beta})$, where the electron level broadening $\Gamma = \Gamma(\mathbf{B}, T)$ comes from various types of interaction of the conducting electrons.[54]

Combining Eqs. (3)-(5) we obtain

$$\begin{aligned} \frac{\sigma_{i,\beta}}{\sigma_{i,\beta}^{(0)}} = & 1 + (A_{\beta} + B_{i,\beta}) \sum_{j,l=\pm 1} \cos \left(2\pi \frac{F_{\beta} + j\Delta F_{\perp} + l\Delta F_c}{B_z} \right) \\ & + A_{\beta} B_{i,\beta} \sum_{j,l,j',l'=\pm 1} \cos \left(2\pi \frac{F_{\beta} + j\Delta F_{\perp} + l\Delta F_c}{B_z} \right) \times \\ & \times \cos \left(2\pi \frac{F_{\beta} + j'\Delta F_{\perp} + l'\Delta F_c}{B_z} \right), \end{aligned} \quad (6)$$

where $\sigma_{i,\beta}^{(0)} = e^2 g_{0\beta} D_{0i,\beta}$ does not oscillate. The second term in Eq. (6) gives the usual MQO with amplitudes $\sim A_{\beta}$ and four fundamental frequencies $F_{\beta} \pm \Delta F_{\perp} \pm \Delta F_c \sim F_{\beta} \gg \Delta F_{\perp}$. The last term in Eq. (6) is of the second order in the amplitude A_{β} and gives various frequencies: (i) the 4 second harmonics $2(F_{\beta} \pm \Delta F_{\perp} \pm \Delta F_c)$, which are strongly damped by temperature and disorder and can be neglected; (ii) for $j' = 1$ and $l' = -1$ the SIO with very low frequency $2\Delta F_c \ll \Delta F_{\perp} \ll F_{\beta}$; (iii) for $j' = -1$ and $l' = \pm 1$ the SIO with intermediate frequencies $2\Delta F_{\perp}$ and $2\Delta F_{\perp} \pm 2\Delta F_c$. Indeed, neglecting the high frequency ($\sim 2F_{\beta}$) contributions we can rewrite the last term in Eq. (6) for $j' = -1$ as

$$\begin{aligned} \frac{A_{\beta} B_{i,\beta}}{2} \sum_{j,l,l'=\pm 1} \cos \left(2\pi \frac{2j\Delta F_{\perp} + l(1-l')\Delta F_c}{B_z} \right) = \\ A_{\beta} B_{i,\beta} \left[2 \cos \left(\frac{4\pi\Delta F_{\perp}}{B_z} \right) + \sum_{l=\pm 1} \cos \left(4\pi \frac{\Delta F_{\perp} + l\Delta F_c}{B_z} \right) \right]. \end{aligned} \quad (7)$$

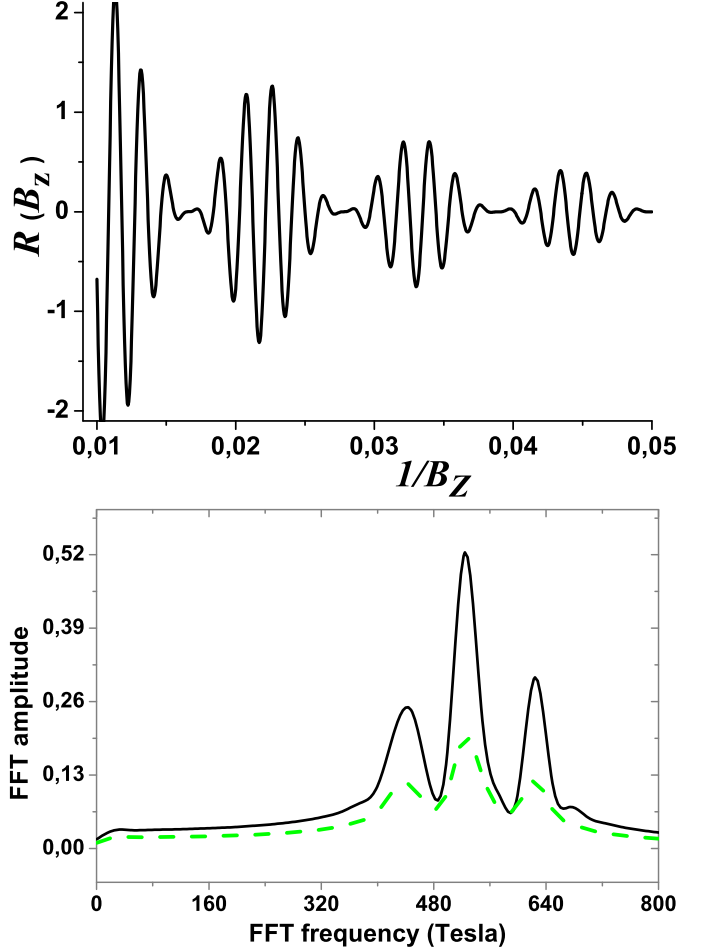


FIG. 3: The general view (a) and Fourier transform (b) of SIO of MR given by Eq. (7) at two different Dingle temperatures: $\Gamma/\hbar\omega_c(B_z = 1T) = 8$ (solid black line, corresponding to Fig. a) and 16 (dashed green line).

There is an important difference between the SIO with frequency $2\Delta F_c$, produced by FS warping due to k_z dispersion from t_z , and the SIO frequency $2\Delta F_{\perp}$ from the bilayer splitting t_{\perp} . If due to t_z , the slow frequency has a strongly non-monotonic dependence on the tilt angle of the magnetic field θ :[49, 56]

$$\Delta F_c(\theta) = \Delta F_c(\theta = 0) J_0(k_F c^* \tan \theta) / \cos \theta, \quad (8)$$

where c^* ($= 11.65\text{\AA}$ for YBCO) is the lattice constant in the interlayer z -direction, and k_F is the Fermi momentum. This angular dependence is as for the beat frequency of MQO[49] or as for a square root of interlayer conductivity (AMRO) [57, 58] in a quasi-2D metal, but differs strongly from the standard cosine dependence

$$F(\theta) = F(\theta = 0) / \cos \theta, \quad (9)$$

typical of quasi-2D metals. Eq. (8) has an obvious geometrical interpretation[59]: the slightly warped FS has two extremal cross-sections S_{ext} perpendicular to the

magnetic field \mathbf{B} , which become equal, to first order in t_z , at some tilt angles θ_{Yam} . The SIO frequency $2F_\perp$ due to bilayer splitting, however, has the cosine angular dependence given by Eq. (9) rather than by Eq. (8). To show this, consider a magnetic field that is not very strong, $B \ll F_\alpha \approx 530T$, so $\hbar\omega_c \ll 4\pi t_\perp$ and the field does not modify the electron spectrum of one bilayer. Consider the dispersion in Eq. (2), corresponding to the FS in Fig. 2. At $t_z \ll t_\perp$ the FS consists of two cylinders along the z -axis with base areas S_{even} and S_{odd} , differing by $\Delta S = S_{even} - S_{odd} = 4\pi t_\perp m^* = \text{const}$. In a tilted magnetic field the two corresponding extremal cross-section areas are $S_{even,odd} = S_{even,odd}/\cos\theta$, leading directly to Eq. (9). The two split FS cylinders are weakly warped at finite interbilayer hopping t_z , but if $2t_z < t_\perp$ and the split FS do not intersect, a finite t_z does not change the angular dependence in Eq. (9) to leading order in t_z/t_\perp .

The amplitude of the central frequency $2\Delta F_\perp$ in Eq. (7) is twice as large as the amplitudes of the side frequencies $2\Delta F_\perp \pm 2\Delta F_c$, and in Fig. 3 the amplitudes of side peaks are additionally damped by the finite Dingle factor. This resembles closely the experimental data in YBCO.[5, 18, 22]. We therefore propose an alternative interpretation of the observed [4, 14–21] oscillations at low frequency $F_\alpha \approx 530T$ in $\text{YBa}_2\text{Cu}_3\text{O}_{6+\delta}$ (and, possibly, in $\text{YBa}_2\text{Cu}_4\text{O}_8$ [37–39]), in which three equidistant harmonics are not due to the small pockets of the FS reconstructed by CDW order,[5, 22, 23, 25–29] but originate rather from mixing, according to Eq. (7), of four frequencies $F_\beta \pm \Delta F_\perp \pm \Delta F_c$, formed by a fundamental frequency F_β split by bilayer and interbilayer electron hopping integrals t_\perp and t_z . In terms of Eqs. (6)–(7) and electron dispersion in Eqs. (1) or (2), the frequencies $F_\alpha = 2\Delta F_\perp \approx 530T = 2t_\perp B/\hbar\omega_c$ and $\Delta F_\alpha = 2\Delta F_c \approx 90T \approx 4t_z B/\hbar\omega_c$ allow us to extract the values of bilayer t_\perp and interbilayer t_z average electron transfer integrals from experiment. We summarize arguments for this new interpretation:

(1) Experimentally, the multiple extra MQO frequencies predicted from FS reconstruction are missing[5, 23–29]. In contrast, in the SIO model the only frequency with an amplitude A_β^2 comparable to the side peaks at $F_\alpha \pm \Delta F_\alpha$ would be $2\Delta F_c \sim 90T$. This low frequency, however, can be detected only at low magnetic field $B_z < \Delta F_c$, where the oscillations are strongly damped by the Dingle factor. Actually such a frequency may have been seen recently.[21] The SIO scenario also predicts a much larger frequency F_β from FS pockets, which should be more easily observed in cyclotron resonance or dHvA than in the Shubnikov-de Haas effect. Experimentally, the $F_\beta \approx 1.65\text{kT}$ frequency was indeed observed in dHvA [14] and Tunnel Diode Oscillation cyclotron resonance [17] measurements, whereas the F_α is much clearer in magnetotransport.

(2) The observed $F_\alpha \approx 530T$ depends weakly on the degree of doping [16, 17], more consistent with SIO than

with expectations for small FS-pockets.

(3) The bilayer splitting t_\perp expected from band-structure calculations[29, 60] is consistent with the observed SIO frequency F_α : $2\Delta F_\perp = 2t_\perp B/\hbar\omega_c \sim F_\alpha = 530T \approx 2\% \cdot S_{BZ}$, giving [61] $t_\perp \equiv \langle t_\perp(\mathbf{k}_\parallel) \rangle = \hbar e F_\alpha / 2m_\beta^* \approx 8\text{meV}$. Note that the maximum value $t_\perp(\mathbf{k}_\parallel)$ of bilayer transfer may considerably exceed this average value t_\perp . Similarly the observed t_z -induced splitting $2\Delta F_c \approx 90T \sim 4t_z B/\hbar\omega_c$, gives a reasonable average value $2t_z \approx 1.4\text{meV}$.

(4) Long-range spatial inhomogeneities, common in cuprates, should strongly damp oscillations from FS pockets due to smearing of the Fermi level. They should affect the proposed SIO much less, similar to slow oscillations in Ref. [49].

(5) The angular dependence of the observed frequencies[18] corresponds to the SIO interpretation, predicting $F_\alpha(\theta) = 2F_\perp(\theta) \approx \text{const}/\cos\theta$ and $\Delta F_c \cos\theta \propto J_0(k_F c^* \tan\theta)$, where $c^* \approx 11.8\text{\AA}$ is the interlayer lattice constant. The observed strong angular dependence of the split frequency $\Delta F_c(\theta)$ (see Fig. 4a of Ref. [18]) is well fit by Eq. (8), corresponding to the FS-warping origin of this splitting. The first Yamaji angle $\theta_{Yam} \approx 43^\circ$ in $\Delta F_c(\theta)$, corresponding to the first zero of the Bessel function $J_0(k_F c^* \tan\theta)$ in Eq. (8), is clearly seen in Fig. 4a of Ref. [18]. This Yamaji angle gives the Fermi momentum $k_F = 2.4/c^* \tan\theta_{Yam} = 2.2\text{nm}^{-1}$ and FS-pocket area of about $S_{ext} \sim \pi k_F^2 \approx 15\text{nm}^{-2}$, corresponding to MQO frequency $F_0 = S_{ext}\hbar/2\pi e \approx 1.6\text{kT}$, which is far from $F_\alpha \approx 530T$ but close to $F_\beta \approx 1.65\text{kT}$ observed in [14, 17]. Thus we conclude that the FS pocket responsible for the observed oscillations, has an area corresponding to F_β rather than F_α , which is a slow frequency corresponding to t_\perp . Note that F_β was observed only at rather low temperatures and not in all samples,[24] consistent with our model because frequencies corresponding to real FS pockets are more strongly damped by temperature than the proposed SIO and strongly damped by sample-dependent inhomogeneities.

(6) An underlying CDW is not a necessary prerequisite for observation of SIO. There are no issues to be resolved as to how a weak and fluctuating CDW ordering could overcome magnetic breakdown, which should be strong for fields up to 100 tesla.

(7) The relative amplitudes of the frequencies are naturally explained without additional fitting parameters (see Fig. 3).

We note possible counter-arguments:

(1) The observed magnetoresistance oscillations are quite strongly damped by temperature, with effective mass $m^* \approx 1.6m_e$, [16, 18] with m_e the free electron mass, in disagreement with the simple form predicted here[49, 50] but may arise from the square of the Dingle factor R_D with temperature dependence enhanced by electron-phonon and the very strong electron-electron interaction in cuprates.

(2) A component at F_α is also observed in the dHvA effect. This can be due to the electron-electron interaction, roughly proportional to the product of the density of states, giving a nonlinearity in the magnetization as a functional of the oscillating density of states.

(3) Oscillations with a frequency $\approx 840T$ (but without side-frequency splitting), corresponding to 3% of the Brillouin zone, have been observed in $\text{HgBa}_2\text{CuO}_{4+\delta}$, where there is no bilayer splitting, but a much larger t_z is expected from the shorter interlayer distance. In fact this is consistent with SIO, but as the spectrum is simpler the evidence is not as compelling.

To summarize, we propose an alternative interpretation of the observed magnetic oscillations in $\text{YBa}_2\text{Cu}_3\text{O}_{6+\delta}$ high-Tc superconductors, with frequencies $F_\alpha \approx 530T$ and $F_\alpha \pm \Delta F_\alpha$ related to the bilayer splitting and corrugation rather than to tiny FS pockets. This is based on the new result (7), as illustrated in Fig. 3. The frequencies allow us to estimate values of bilayer splitting $t_\perp = \hbar e F_\alpha / 2m^*$ and of k_z -dispersion $t_z = \hbar e \Delta F_\alpha / 4m^*$. Angular dependence points to a true FS pocket close to $F_\beta \approx 1.6kT$. While this can explain current observations without recourse to CDWs, neither does it rule out their potential to make new frequencies appear. Such frequencies would, however, be more sensitive to inhomogeneity as well as magnetic breakdown.

The authors thank Ted Forgan for raising this issue and communication of unpublished results. The work is supported by the Ministry of Education and Science of the Russian Federation in the framework of Increase Competitiveness Program of MISiS. P.G. acknowledges the Russian Science Foundation grant # 16-42-01100.

-
- [1] A.A. Abrikosov, *Fundamentals of the theory of metals*, North-Holland, 1988.
 - [2] Shoenberg D. *Magnetic oscillations in metals*, Cambridge University Press 1984.
 - [3] J. M. Ziman, *Principles of the Theory of Solids*, Cambridge Univ. Press 1972.
 - [4] Nicolas Doiron-Leyraud, Cyril Proust, David LeBoeuf, Julien Levallois, Jean-Baptiste Bonnemaïson, Ruixing Liang, D. A. Bonn, W. N. Hardy, Louis Taillefer, *Nature* **447**, 565 (2007).
 - [5] Suchitra E. Sebastian and Cyril Proust, *Annu. Rev. Condens. Matter Phys.* **6**, 411 (2015) and references therein.
 - [6] T. Helm, M. V. Kartsovnik, C. Proust, B. Vignolle, C. Putzke, E. Kampert, I. Sheikin, E.-S. Choi, J. S. Brooks, N. Bittner, W. Biberacher, A. Erb, J. Wosnitza, and R. Gross, *Phys. Rev. B* **92**, 094501 (2015) and references therein.
 - [7] Taichi Terashima, Nobuyuki Kurita, Megumi Tomita, Kunihiro Kihou, Chul-Ho Lee, Yasuhide Tomioka, Toshimitsu Ito, Akira Iyo, Hiroshi Eisaki, Tian Liang, Masamichi Nakajima, Shigeyuki Ishida, Shin-ichi Uchida, Hisatomo Harima, and Shinya Uji, *Phys. Rev. Lett.* **107**, 176402 (2011).
 - [8] D. Graf, R. Stillwell, T. P. Murphy, J.-H. Park, E. C. Palm, P. Schlottmann, R. D. McDonald, J. G. Analytis, I. R. Fisher, and S. W. Tozer, *Phys. Rev. B* **85**, 134503 (2012).
 - [9] Amalia I. Coldea, Daniel Braithwaite, Antony Carrington, *Comptes Rendus Physique* **14**, 94 (2013).
 - [10] T. Terashima, N. Kikugawa, A. Kiswandhi, E.-S. Choi, J. S. Brooks, S. Kasahara, T. Watashige, H. Ikeda, T. Shibauchi, Y. Matsuda, T. Wolf, A. E. Böhmer, F. Hardy, C. Meingast, H. v. Löhneysen, M.-T. Suzuki, R. Arita, and S. Uji, *Phys. Rev. B* **90**, 144517 (2014).
 - [11] A. Audouard, F. Duc, L. Drigo, P. Toulemonde, S. Karlsson, P. Strobel, and A. Sulpice, *Europhys. Lett.* **109**, 27003 (2015).
 - [12] M. D. Watson, T. K. Kim, A. A. Haghighirad, N. R. Davies, A. McCollam, A. Narayanan, S. F. Blake, Y. L. Chen, S. Ghannadzadeh, A. J. Schofield, M. Hoesch, C. Meingast, T. Wolf, and A. I. Coldea, *Phys. Rev. B* **91**, 155106 (2015).
 - [13] M. D. Watson, T. Yamashita, S. Kasahara, W. Knafo, M. Nardone, J. Beard, F. Hardy, A. McCollam, A. Narayanan, S. F. Blake, T. Wolf, A. A. Haghighirad, C. Meingast, A. J. Schofield, H. v. Löhneysen, Y. Matsuda, A. I. Coldea, and T. Shibauchi, *Phys. Rev. Lett.* **115**, 027006 (2015).
 - [14] Suchitra E. Sebastian, N. Harrison, E. Palm, T. P. Murphy, C. H. Mielke, Ruixing Liang, D. A. Bonn, W. N. Hardy and G. G. Lonzarich, *Nature* **454**, 200 (2008).
 - [15] Alain Audouard, Cyril Jaudet, David Vignolles, Ruixing Liang, D. A. Bonn, W. N. Hardy, Louis Taillefer, and Cyril Proust, *Phys. Rev. Lett.* **103**, 157003 (2009).
 - [16] John Singleton, Clarina de la Cruz, R. D. McDonald, Shiliang Li, Moaz Altarawneh, Paul Goddard, Isabel Franke, Dwight Rickel, C. H. Mielke, Xin Yao, and Pengcheng Dai, *Phys. Rev. Lett.* **104**, 086403 (2010).
 - [17] S. E. Sebastian, N. Harrison, M. M. Altarawneh, C. H. Mielke, R. Liang, D. A. Bonn, W. N. Hardy, G. G. Lonzarich, *Proc. Natl. Acad. Sci. U.S.A.* **107**, 6175 (2010).
 - [18] Suchitra E. Sebastian, N. Harrison, P. A. Goddard, M. M. Altarawneh, C. H. Mielke, Ruixing Liang, D. A. Bonn, W. N. Hardy, O. K. Andersen, and G. G. Lonzarich, *Phys. Rev. B* **81**, 214524 (2010).
 - [19] Suchitra E. Sebastian, N. Harrison, Ruixing Liang, D. A. Bonn, W. N. Hardy, C. H. Mielke, and G. G. Lonzarich, *Phys. Rev. Lett.* **108**, 196403 (2012).
 - [20] S.E. Sebastian, N. Harrison, F.F. Balakirev, M.M. Altarawneh, P.A. Goddard et al., *Nature* **511**, 61 (2014).
 - [21] N. Doiron-Leyraud, S. Badoux, S. Rene de Cotret, S. Lepault, D. LeBoeuf, F. Laliberte, E. Hassinger, B.J. Ramshaw, D.A. Bonn, W.N. Hardy, R. Liang, J.-H. Park, D. Vignolles, B. Vignolle, L. Taillefer and C. Proust, *Nature Comm.* **6**, 6034 (2015).
 - [22] S. E. Sebastian, N. Harrison, and G. G. Lonzarich, *Rep. Prog. Phys.* **75**, 102501 (2012).
 - [23] Baptiste Vignolle, David Vignolles, Marc-Henri Julien, and Cyril Proust, *Comptes Rendus Phys.* **14**, 39 (2013).
 - [24] Suchitra E. Sebastian, Neil Harrison and Gilbert G. Lonzarich, *Phil. Trans. R. Soc. A* **369**, 1687 (2011).
 - [25] I. S. Elfimov, G. A. Sawatzky, and A. Damascelli, *Phys. Rev. B* **77**, 060504(R) (2008).
 - [26] David Garcia-Aldea and Sudip Chakravarty, *New Journal of Physics* **12**, 105005 (2010).
 - [27] N. Harrison and S. E. Sebastian, *New Journal of Physics* **14**, 095023 (2012).

- [28] N. Harrison, B. J. Ramshaw and A. Shekhter, Scientific Reports **5**, 10914 (2015).
- [29] A. K. R. Briffa, E. Blackburn, S. M. Hayden, E. A. Yelland, M. W. Long, and E. M. Forgan, Phys. Rev. B **93**, 094502 (2016).
- [30] G. Ghiringhelli, M. Le Tacon, M. Minola, S. Blanco-Canosa, C. Mazzoli, N. Brookes, G. De Luca, A. Frano, D. Hawthorn, F. He et al., Science **337**, 821 (2012).
- [31] J. Chang, E. Blackburn, A. Holmes, N. Christensen, J. Larsen, J. Mesot, R. Liang, D. Bonn, W. Hardy, A. Watenphul et al., Nat. Phys. **8**, 871 (2012).
- [32] A. J. Achkar, R. Sutarto, X. Mao, F. He, A. Frano, S. Blanco-Canosa, M. Le Tacon, G. Ghiringhelli, L. Braicovich, M. Minola, M. Moretti Sala, C. Mazzoli, R. Liang, D. A. Bonn, W. N. Hardy, B. Keimer, G. A. Sawatzky, and D. G. Hawthorn, Phys. Rev. Lett. **109**, 167001 (2012).
- [33] S. Gerber, H. Jang, H. Nojiri, S. Matsuzawa, H. Yasumura, D. A. Bonn, R. Liang, W. N. Hardy, Z. Islam, A. Mehta, S. Song, M. Sikorski, D. Stefanescu, Y. Feng, S. A. Kivelson, T. P. Devereaux, Z.-X. Shen, C.-C. Kao, W.-S. Lee, D. Zhu, J.-S. Lee, Science **350**, 949 (2015); H. Jang, W.-S. Lee, H. Nojiri, S. Matsuzawa, H. Yasumura, L. Nie, A. V. Maharaj, S. Gerber, Y. Liu, A. Mehta, D. A. Bonn, R. Liang, W. N. Hardy, C. A. Burns, Z. Islam, S. Song, J. Hastings, T. P. Devereaux, Z.-X. Shen, S. A. Kivelson, C.-C. Kao, D. Zhu, J.-S. Lee, arXiv:1607.05359.
- [34] T. Wu, H. Mayaffre, S. Krämer, M. Horvatic, C. Berthier, W. Hardy, R. Liang, D. Bonn, and M.-H. Julien, Nature (London) **477**, 191 (2011).
- [35] T. Wu, H. Mayaffre, S. Krämer, M. Horvatic, C. Berthier, W. Hardy, R. Liang, D. Bonn, and M.-H. Julien, Nat. Commun. **6**, 6438 (2015).
- [36] David LeBoeuf, S. Krämer, W. N. Hardy, Ruixing Liang, D. A. Bonn & Cyril Proust, Nature Physics **9**, 79 (2013).
- [37] E. A. Yelland, J. Singleton, C. H. Mielke, N. Harrison, F. F. Balakirev, B. Dabrowski, and J. R. Cooper, Phys. Rev. Lett. **100**, 047003 (2008).
- [38] A. F. Bangura, J. D. Fletcher, A. Carrington, J. Levallois, M. Nardone, B. Vignolle, P. J. Heard, N. Doiron-Leyraud, D. LeBoeuf, L. Taillefer, S. Adachi, C. Proust, and N. E. Hussey, Phys. Rev. Lett. **100**, 047004 (2008).
- [39] B. S. Tan, N. Harrison, Z. Zhu, F. Balakirev, B. J. Ramshaw, A. Srivastava, S. A. Sabok-Sayr, B. Dabrowski, G. G. Lonzarich, and Suchitra E. Sebastian, Proc. Natl. Acad. Sci. U.S.A. **112**, 9568 (2015).
- [40] Doping changes the size of unreconstructed FS considerably, giving a very large relative change of the size of any small reconstructed FS pockets.
- [41] T. Helm, M.V. Kartsovnik, M. Bartkowiak, N. Bittner, M. Lambacher, A. Erb, J. Wosnitza, and R. Gross, Phys. Rev. Lett. **103**, 157002 (2009).
- [42] T. Helm, M.V. Kartsovnik, I. Sheikin, M. Bartkowiak, F. Wolff-Fabris, N. Bittner, W. Biberacher, M. Lambacher, A. Erb, J. Wosnitza, and R. Gross, Phys. Rev. Lett. **105**, 247002 (2010).
- [43] B. J. Ramshaw, S. E. Sebastian, R. D. McDonald, James Day, B. S. Tan, Z. Zhu, J. B. Betts, Ruixing Liang, D. A. Bonn, W. N. Hardy, N. Harrison, Science **348**, 317 (2015). See in particular Fig. 2.
- [44] T. Pereg-Barnea, H. Weber, G. Refael and M. Franz, Quantum oscillations from Fermi arcs. Nat. Phys. **6**, 44-49 (2010).
- [45] D. Fournier, G. Levy, Y. Pennec, J. L. McChesney, A. Bostwick, E. Rotenberg, R. Liang, W. N. Hardy, D. A. Bonn, I. S. Elfimov & A. Damascelli, Nature Physics **6**, 905 (2010).
- [46] David LeBoeuf, Nicolas Doiron-Leyraud, Julien Levallois, R. Daou, J.-B. Bonnemaïson, N. E. Hussey, L. Balicas, B. J. Ramshaw, Ruixing Liang, D. A. Bonn, W. N. Hardy, S. Adachi, Cyril Proust & Louis Taillefer, Nature **450**, 533 (2007).
- [47] S. Badoux, W. Tabis, F. Laliberte, G. Grissonnanche, B. Vignolle, D. Vignolles, J. Beard, D. A. Bonn, W. N. Hardy, R. Liang, N. Doiron-Leyraud, Louis Taillefer & Cyril Proust, Nature **531**, 210 (2016).
- [48] J. Chang, R. Daou, Cyril Proust, David LeBoeuf, Nicolas Doiron-Leyraud, Francis Laliberte, B. Pingault, B. J. Ramshaw, Ruixing Liang, D. A. Bonn, W. N. Hardy, H. Takagi, A. B. Antunes, I. Sheikin, K. Behnia, and Louis Taillefer, Phys. Rev. Lett. **104**, 057005 (2010).
- [49] M.V. Kartsovnik, P.D. Grigoriev, W. Biberacher, N.D. Kushch, P. Wyder, Phys. Rev. Lett. **89**, 126802 (2002).
- [50] P.D. Grigoriev, Phys. Rev. B **67**, 144401 (2003) [arXiv:cond-mat/0204270].
- [51] P.D. Grigoriev, A. A. Sinchenko, P. Lejay, A. Hadj-Azzem, J. Balay, O. Leynaud, V. N. Zverev and P. Monceau, Eur. Phys. J. B **89**, 151 (2016). In this case slow oscillations in bilayer rare-earth tellurides at a single frequency were interpreted as coming from an interlayer coupling but with no warping.
- [52] R.B. Dingle, Proc. Roy. Soc. **A211**, 517 (1952).
- [53] Yu. A. Bychkov, Zh. Exp. Theor. Phys. **39**, 1401 (1960), [Sov. Phys. JETP **12**, 977 (1961)].
- [54] The amplitudes $A_\beta, B_{i,\beta}$ may also contain the magnetic-breakdown damping factors[2] if there are FS pockets close in momentum space, as is the case for FS reconstruction by a CDW.
- [55] V. M. Gvozdkov, Fiz. Tverd. Tela (Leningrad) **26**, 2574 (1984) [Sov. Phys. Solid State **26**, 1560 (1984)]; T. Chappel and V. P. Mineev, Phil. Magazine B **81**, 55 (2001).
- [56] Eq. (8) assumes that $t_z(\mathbf{k}_\parallel) \approx \text{const}$. When $t_z(\mathbf{k}_\parallel)$ has a strong angular dependence, Eq. (8) is modified,[62, 63] but remains an oscillating function of $k_F c^* \tan \theta$.
- [57] M.V. Kartsovnik, P. A. Kononovich, V. N. Laukhin and I. F. Shchegolev, JETP Lett. **48**, 541 (1988).
- [58] R. Yagi, Y. Iye, T. Osada, S. Kagoshima, J. Phys. Soc. Jpn. **59**, 3069 (1990).
- [59] K. Yamaji, J. Phys. Soc. Jpn. **58**, 1520 (1989).
- [60] O. K. Andersen, A.I. Liechtenstein, O. Jepsen, F. Paulsen, J. Phys. Chem. Solids **56**, 1573 (1995).
- [61] We take $m_\beta^* \approx 3.8m_e$ as obtained from dHvA measurements for β -frequency,[14] because within our model $m_\alpha^* \approx 1.6m_e$ is not a true effective electron mass but rather an effective parameter coming from the temperature dependence of the square of Dingle temperature.
- [62] C. Bergemann, S. R. Julian, A. P. Mackenzie, S. NishiZaki, and Y. Maeno, Phys. Rev. Lett. **84**, 2662 (2000).
- [63] P.D. Grigoriev, Phys. Rev. B **81**, 205122 (2010).