

Annulled van der Waals interaction and nanosecond Rydberg quantum gates

Xiao-Feng Shi and T. A. B. Kennedy

School of Physics, Georgia Institute of Technology, Atlanta, GA, 30332-0430, USA

(Dated: January 31, 2019)

A pair of neutral atoms separated by several microns and prepared in identical s-states of large principal quantum number experience a van der Waals interaction. If microwave fields are used to generate a superposition of s-states with different principal quantum numbers, a null point may be found at which a specific superposition state experiences no van der Waals interaction. An application of this novel Rydberg state in a quantum controlled-Z gate is proposed, which takes advantage of GHz rate transitions to nearby Rydberg states. A gate operation time in the tens of nanoseconds is predicted.

PACS numbers: 32.80.Ee, 34.20.Cf, 03.67.-a, 33.80.Rv

The realization of a quantum computer requires scalable systems of quantum bits (qubits) to perform fast gate operations [1]. Current progress towards achieving robust qubits, characterized by their speed and coherence, involves several different physical platforms, from the solid state systems of semiconductor quantum dots [2, 3] and superconducting circuits [4, 5] to atomic ions [6, 7] and neutral Rydberg atoms [8, 9].

While solid state qubits yield gate operation times in the nanosecond regime, they are more susceptible to environmental decoherence than atomic qubits [3, 10, 11]. Atoms and ions have longer coherence times but correspondingly longer quantum gate operation times than quantum dot or superconducting systems [12–14]. Superconducting qubits are promising both for large-scale quantum computations [15, 16], and for hybrid systems with other more stable qubits be they atoms, ions or solid state spins in diamond [11].

Neutral alkali-metal atoms can interact strongly at μm scale separation, by means of electric dipole-dipole or van der Waals interactions (vdWI), when excited to Rydberg states of high principal quantum number n . Such interactions enable the design of two-qubit quantum gates that operate on a microsecond timescale [17–21]. Since Rydberg atoms may be trapped near superconducting chips [22, 23], they are potential constituents of hybrid systems.

The Rydberg blockade quantum gate operates in a time limited by the effective Rabi frequency, Ω , of the fields that perform rotations of the qubit basis states (radiatively stable atomic ground states) [24]. The blockade effect is caused by the vdWI, and results in a shift of the two-atom Rydberg state by a characteristic frequency \mathbb{B} . To avoid spurious excitation of blocked states by the laser requires that $\Omega \ll \mathbb{B}$, so that the two-qubit gate time is necessarily longer than $2\pi/\mathbb{B}$ [25]. Due to the n^{11} scaling of the vdWI with principal quantum number, $\mathbb{B}/(2\pi)$ is on the order of 10 MHz when the atomic separation $L \sim 10\mu\text{m}$ and $n = 100$ [9]. In order to circumvent this limit and enhance the gate speed towards tens of nanoseconds, Refs. [26, 27] suggested optimal control of the laser pulse shapes, with very large peak Rabi frequencies, in order to minimize spurious population leakage from the

two-state qubit system, thereby increasing speed without increasing errors.

Here we propose a new type of Rydberg quantum gate that operates in nanosecond timescale by exploiting the properties of a special Rydberg state, a superposition of s-states $|n_1 s\rangle$ and $|n_2 s\rangle$, with different principal quantum numbers. The state, denoted by $|1\rangle$, is designed to experience neither Rydberg blockade shift nor vdWI-induced decay, and is formed by coupling the s-states to a nearby p-orbital with a pair of microwave fields in an Autler-Townes configuration, see Fig. 1(a). Under these conditions $|1\rangle$ is a dark-state of the microwave field (it contains no $|p\rangle$ -state admixture). We note that the mixing angle β in the superposition state, $\sin\beta|n_1 s\rangle - \cos\beta|n_2 s\rangle$ may be tuned by varying the relative strength of the two microwave field Rabi frequencies in Fig. 1(a). By tuning β in this way it is possible to access a point $\beta = \beta_0$ where the blockade shift of the product dark state $|1, 1\rangle$ vanishes, provided an appropriate choice of principal quantum numbers has been made. Hence we may write $|1\rangle$ explicitly in the form

$$|1\rangle = \sin\beta_0|n_1 s\rangle - \cos\beta_0|n_2 s\rangle. \quad (1)$$

An unusual feature of our gate protocol is that $|1\rangle$, a radiatively metastable state, is employed as a qubit basis state, while the other basis state, denoted $|0\rangle$, is a ground hyperfine state. Since the state $|1\rangle$ can be microwave coupled to an auxiliary Rydberg eigenstate, denoted $|2\rangle$, with a GHz-scale Rabi frequency much larger than the blockade shift B of the state $|2, 2\rangle$, the phase accumulated in this state due to B may be used to implement a controlled-Z (C_Z) gate. In this case $2\pi/B$ determines the quantum gate operation time, and as shown below, leads to C_Z gate operation times of tens of ns. Accessing this regime with high fidelity requires high-frequency microwave sources in the range 100 to 200 GHz, such as those employed in studies of electron paramagnetic resonance [28–32]. Stabilization of the qubit to radiative decay may be performed by mapping $|1\rangle$ to an electronic ground state $|\underline{1}\rangle$ by a laser pulse.

Non-interacting two-atom Rydberg dark state.— We wish to prepare each of a pair of atoms, the control and target of a two qubit quantum gate, in the state $|1\rangle$,

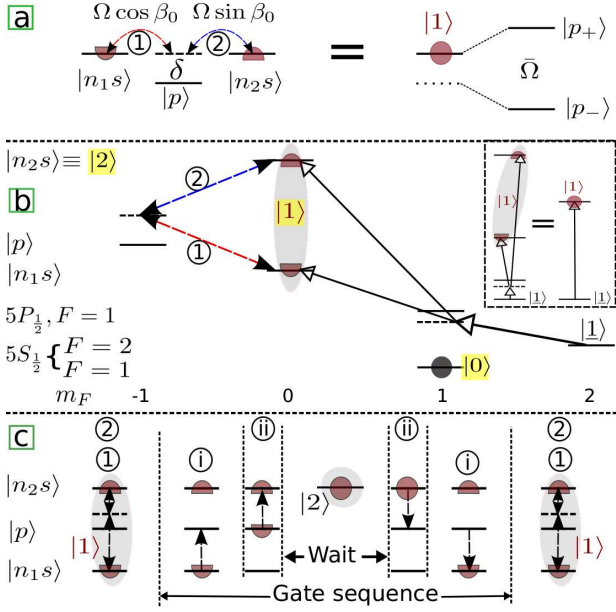


FIG. 1: Superposition states are illustrated by half discs and eigenstates by discs. (a) Dressed state picture for three Rydberg states coupled by two microwave fields. The state $|1\rangle$ is a dark state, and $|p_{\pm}\rangle$ are defined below Eq. (4). (b) A schematic of the atomic levels of ^{87}Rb used in preparing the state $|1\rangle$ along with the laser and microwave fields. Inset: illustrates that the Y configuration of lasers produces an effective two state system. (c) State evolution of one atom during the C_Z gate protocol involving two pairs of microwave pulses, denoted by i and ii, separated by a wait period.

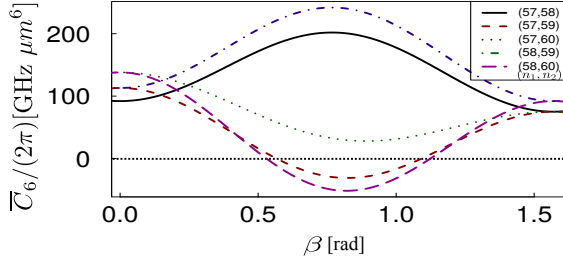


FIG. 2: The vdWI coefficient \overline{C}_6 (see text) as a function of β for different pairs of principal quantum numbers (n_1, n_2) . The Rydberg states have a common magnetic quantum number $m_J = -1/2$.

Eq. (1). Introducing the orthogonal superposition states,

$$\begin{aligned} |+\beta\rangle &= \cos\beta|n_1s\rangle + \sin\beta|n_2s\rangle, \\ |-\beta\rangle &= \sin\beta|n_1s\rangle - \cos\beta|n_2s\rangle, \end{aligned} \quad (2)$$

we investigate the Rydberg blockade shift of the product state $|\beta, -\beta\rangle$ as a function of β , and show that an angle β_0 can be chosen so that $|1, 1\rangle \equiv |-\beta_0, -\beta_0\rangle$ experiences zero blockade shift.

When the distance L between the atoms is sufficiently large, the electric dipole-dipole interaction will only couple states of comparable energy and this determines the vdWI regime. In the presence of the

microwave fields introduced below, we may transform to a rotating frame in which the ordered set of states $(|n_1s n_1s\rangle, |n_1s n_2s\rangle, |n_2s n_1s\rangle, |n_2s n_2s\rangle)$ is degenerate in the absence of vdWI. We may then describe the atomic interactions in the presence of the fields by the dressed vdWI operator $\hat{H}_v = h_v^{(0)} + h_v^{(1)}$, where $h_v^{(0)} = \text{diag}(a, b, b, d)/L^6$ is diagonal in the ordered basis and $h_v^{(1)} = c[|n_1s n_2s\rangle\langle n_2s n_1s| + \text{h.c.}]/L^6$, is an interaction between degenerate two-atom states. The operator given assumes the absence of quasi-degenerate levels ($n'_1 p_{1(3)/2}, n'_2 p_{1(3)/2}$).

In terms of the superposition states of Eq. (2), \hat{H}_v may be written

$$\hat{H}_v = \frac{1}{L^6} \prod_{k=1}^4 \sum_{v_k=\pm\beta} C_6(v_1 v_2 v_3 v_4) |v_1, v_2\rangle \langle v_3, v_4|, \quad (3)$$

where $\langle -\beta, -\beta | \hat{H}_v | -\beta, -\beta \rangle = \overline{C}_6(\beta)/L^6$, and

$$\overline{C}_6(\beta) = a \sin^4 \beta + d \cos^4 \beta + 2(b+c) \sin^2 \beta \cos^2 \beta.$$

The key point is that while the coefficients a and d are positive for s -orbital Rydberg states, b may be negative [23]. To realize $\overline{C}_6 = 0$, it is necessary to select Rydberg levels with a sufficiently large and negative b , and a suitable angle $\beta = \beta_0$, in order to cancel the positive contributions from a and d . Numerical results for \overline{C}_6 for five different pairs of rubidium Rydberg levels (n_1, n_2) are shown in Fig. 2. In two of these cases it is possible to find a $\beta = \beta_0$ for which $\overline{C}_6 = 0$. For example, $\overline{C}_6 = 0$ for $(n_1, n_2, \beta_0) = (57, 59, 0.566)$ corresponding to $(a, b, c, d)/(2\pi) = (75, -149, -6, 113) \text{ GHz } \mu\text{m}^6$ [33, 34]. This example will be used in our analysis of the C_Z gate protocol.

We now show that the state $|1, 1\rangle$, defined by the microwave dressing fields, is protected from vdWI-induced decay to other two-particle states. The Rydberg states $|n_1s\rangle$ and $|n_2s\rangle$ are coupled to a common p -state, denoted $|p\rangle$, by two microwave fields, as shown in Fig. 1. The microwave field ac Stark shifts nearby two-atom states out of resonance, without perturbing the state $|1, 1\rangle$ in any way. The two-photon resonant coupling of the $|n_1s\rangle$ and $|n_2s\rangle$ states via $|p\rangle$, with respective Rabi frequencies $\Omega \cos \beta_0$ and $\Omega \sin \beta_0$, is one-photon detuned by δ . Then, in the rotating frame introduced above, the interaction with the microwave fields is given by

$$\hat{H}_M = \text{diag}(\bar{\Omega} + \delta, 0, -\bar{\Omega} + \delta)/2, \quad (4)$$

where \hat{H}_M is written in the ordered basis $\{|p_+\rangle, |1\rangle, |p_-\rangle\}$, with $|p_+\rangle = \sin\gamma|+\beta_0\rangle + \cos\gamma|p\rangle$, $|p_-\rangle = \cos\gamma|+\beta_0\rangle - \sin\gamma|p\rangle$. The generalized Rabi frequency $\bar{\Omega} = \sqrt{\Omega^2 + \delta^2}$ and $\tan 2\gamma = \Omega/\delta$. The microwave excitation fields are labeled as ① and ② in Fig. 1. Note that the state $|1\rangle$ is unperturbed by the microwave dressing, i.e., it is a dark state. The choice of Ω and δ in Eq. (4) strongly influences the vdWI between $|1, 1\rangle$ and the other three basis states in Eq. (3). This is because only the state $|1, 1\rangle$

in Eq. (3) remains a good eigenstate of the microwave field Hamiltonian in Eq. (4), while the other three states $|+\beta_0, +\beta_0\rangle, |-\beta_0, +\beta_0\rangle, |+\beta_0, -\beta_0\rangle$ split and shift into the set of eight eigenstates $|p_\pm\rangle, |p_\pm-\rangle, |p_\pm p_\pm\rangle, |p_\pm p_\mp\rangle$, which are separated in energy from $|1, 1\rangle$ by energy gaps $\Delta E \in \{\delta, \delta \pm \bar{\Omega}, (\delta \pm \bar{\Omega})/2\}$ that we want to be large compared with any dipole matrix element in the two-atom system. In this case, the dressed vdWI coupling from $|1, 1\rangle$ to these other states is suppressed.

At this point it is appropriate to discuss the residual effects of the microwave field on the dressed atom vdWI [35]. First, we note that the state $|p\rangle$ has negligible contribution to the dressed vdWI of $|1, 1\rangle$. The dipole matrix elements coupling $|p\rangle$ with $|n_j\rangle$ ($j = 1, 2$), respectively, will be suppressed if we make the difference in their principal quantum numbers large enough; this will be satisfied in the example presented later. Moreover, as the $|1, 1\rangle$ state is unshifted by the microwave coupling, the dressed vdWI is negligibly affected by the $|p\rangle$ channel. Of course the channels, labeled k , that dominate the dressed atom vdWI of $|1, 1\rangle$ are also modified by off-resonant ac-Stark shifts. Suppose that these shifts change the energy defects relative to the $|1, 1\rangle$ state by $\Delta_k \mapsto \Delta_k + \delta_k$, producing a correction to the channel- k vdWI contribution of $O(\delta_k/\Delta_k)$ [33]. For the examples of relevance here this change is rather small: δ_k/Δ_k is about 5% for the strongest two vdWI channels, and decreases rapidly for weaker channel contributions. To leading order, therefore, the off-resonant microwave field ac Stark shifts do not significantly modify the dressed vdWI for $|1, 1\rangle$ discussed above.

Figure 1(b) illustrates how to initialize the state $|1\rangle$ starting from the atomic ground state $|\underline{1}\rangle = |5S_{1/2}, F = 2, m_F = 2\rangle$, in the presence of the microwave dressing and vdWI. Two photon excitations with effective Rabi frequencies κ_1 and κ_2 couple the ground state $|\underline{1}\rangle$ to $|n_1 s\rangle$ and $|n_2 s\rangle$, respectively, via a low energy p-state. The full Hamiltonian during the initialization reads

$$\hat{H}_0 = \hat{H}_v + \sum_{i=c,t} \left(\hat{H}_M + \sum_{j=1}^2 (\kappa_j |n_j s\rangle \langle \underline{1}| + \text{h.c.})/2 \right) \quad (5)$$

where i labels the control c and target t atoms, respectively. When $\kappa_2 = -\cot\beta_0\kappa_1$, it is readily shown that only $|1\rangle$ is coupled to $|\underline{1}\rangle$, while $|p_\pm\rangle$ are decoupled. Moreover, as the two-atom state $|1, 1\rangle$ does not suffer a blockade or ac Stark shift, it will be resonantly excited when the atoms are initially prepared in the state $|\underline{1}, \underline{1}\rangle$.

It is essential to be able to tune β to the value β_0 that determines the two-particle dark state $|1, 1\rangle$ in the presence of the microwave dressing fields. That this condition is satisfied can be recognized by observing Rabi oscillation cycles as follows [36, 37]. Using a resonant laser coupling between the two atom ground state $|\underline{1}, \underline{1}\rangle$ and Rydberg state $|-\beta, -\beta\rangle$, and a small enough laser Rabi frequency, observation of a complete Rabi oscillation indicates that $\beta = \beta_0$. If an incomplete Rabi oscillation is observed, that is the ground state population does

not reach zero, then change β in order to minimize the ground state population and continue until a complete Rabi oscillation is observed.

Assuming that β_0 has been found in this way, the required condition $\kappa_2 = -\cot\beta_0\kappa_1$ on the laser Rabi frequencies may be identified by observing an undepleted ground state $|\underline{1}\rangle$ when the lasers are resonantly tuned to the states $|p_\pm\rangle$ of one of the atoms [35].

C_Z gate protocol.— A C_Z gate acts by transferring the four computational basis states ($|0, 0\rangle, |0, 1\rangle, |1, 0\rangle, |1, 1\rangle$) to ($|0, 0\rangle, |0, 1\rangle, |1, 0\rangle, -|1, 1\rangle$), i.e., the 2-qubit superposition state $\alpha_1|0, 0\rangle + \alpha_2|0, 1\rangle + \alpha_3|1, 0\rangle + \alpha_4|1, 1\rangle \mapsto \alpha_1|0, 0\rangle + \alpha_2|0, 1\rangle + \alpha_3|1, 0\rangle - \alpha_4|1, 1\rangle$ [38]. In order to implement the C_Z gate transformation, a microwave source induces a fast transition from $|1\rangle$ to another Rydberg state $|2\rangle$, such that $|2, 2\rangle$ experiences a large blockade shift \mathbb{B} due to the vdWI. It is not necessary that $|2\rangle$ is orthogonal to $|1\rangle$, and it is convenient for us to choose $|2\rangle \equiv -|n_2 s\rangle$. Accessing the state $|2, 2\rangle$ is subject to an error due to its Rydberg blockade shift, but this error is readily suppressed with moderately large microwave field strengths. After generating state $|2, 2\rangle$, a waiting period of duration $T = \varphi/\mathbb{B}$ produces the state transformation $|2, 2\rangle \mapsto e^{-i\varphi}|2, 2\rangle$. The accumulated phase is transferred to $|1, 1\rangle$ when $|2\rangle$ is excited back to $|1\rangle$, realizing a C_Z gate if $\varphi = \pi$.

A five stage protocol involving a sequence of four microwave pulses, the first and second pair separated by a waiting period, can realize the C_Z gate transformations just outlined, as shown in Fig. 1(c). The microwave dressing field is switched off at the beginning of this protocol and is switched back on at its completion. As noted above, we choose $|2\rangle \equiv -|n_2 s\rangle$ so that $|22\rangle$ has a vdWI coefficient $C_6/(2\pi) = 113 \text{ GHz } \mu\text{m}^6$. For a two-atom separation of $L = 4.4 \mu\text{m}$, a value chosen in the vdWI regime, we have $\mathbb{B}/(2\pi) = 16 \text{ MHz}$. The transition between s-states $|1\rangle$ and $|2\rangle$ involves a microwave coupling to an intermediate p-orbital which we choose to be the same state $|p\rangle$ used in the preparation of the dressed state. Specifically we take $|p\rangle \equiv |54p_{3/2}, m_J = -3/2\rangle$. This is a convenient choice as we wish to avoid leakage of population in the transitions between $|1\rangle$ and $|2\rangle$ and in the microwave dressing process. As a consequence of the difference in principal quantum numbers the transition frequency between $|n_{1(2)} s\rangle$ and $|p\rangle$ is in the range 100 – 200 GHz. Such high frequency microwaves are available either by up-conversion from a traditional low-frequency source [28], or by alternative methods [29–32]; sub-nanosecond switching times have been realized [29, 30].

During the gate sequence, both fields ① and ② are switched off. The gate sequence is

$$\begin{aligned} |n_1 s\rangle &\xrightarrow[\Omega \cos \beta_0]{\pi} |p\rangle \xrightarrow[\Omega \sin \beta_0]{2\beta_0} |n_2 s\rangle \xrightarrow[\text{wait}]{T} |n_2 s\rangle, \\ |n_2 s\rangle &\xrightarrow[\Omega \sin \beta_0]{2\beta_0} |p\rangle \xrightarrow[\Omega \cos \beta_0]{\pi} |n_1 s\rangle. \end{aligned} \quad (6)$$

Here the first and last transformations involve π pulses of

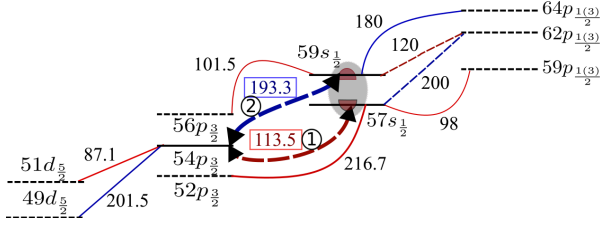


FIG. 3: Atomic levels involved in the C_Z gate protocol and loss channels. The two thick dashed curves denote the two chosen transitions, the two thin dashed curves denote a resonant two-photon process, while all other solid curves denote one-photon loss channels, with corresponding transition frequencies given (in units of GHz).

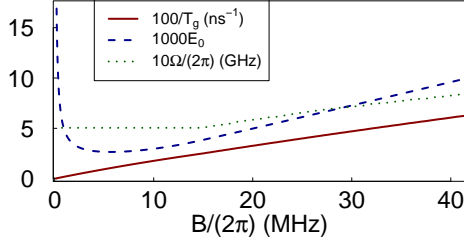


FIG. 4: Performance of a C_Z gate realized as a function of B when an optimal Ω is used for each B . T_g : gate time, E_0 : fidelity error. Here $\delta/(2\pi) = 0.26$ GHz.

microwave field ①, while the other two transformations involve microwave field ② and have pulse area $2\beta_0$. The full Hamiltonian for the first and second transformations above is $\hat{H}_v + \hat{H}_j$, for $j = 1, 2$ respectively, where

$$\hat{H}_j = \Omega_j \sum_{i=c,t} (|n_j s\rangle \langle p| + \text{h.c.})/2]_i, \quad (7)$$

and $\Omega_j/\Omega = \sin \beta_0 (\cos \beta_0)$ for $j = 1 (2)$. As is easily shown [35], at the end of the first two transformations each atom is in the state $|2\rangle$, and after the waiting period, unitary evolution generated by \hat{H}_2 and \hat{H}_1 consecutively, completes the gate process. At the end of the fourth pulse, microwave dressing fields ① and ② in Fig. 1 are switched back on, so that the system Hamiltonian returns to Eq. (5) with $\kappa_k = 0$.

Fidelity error estimates - The total error for the gate may be written as [35]

$$E_0 = E_\tau + E_1 + E_2 + E_B,$$

where E_τ is the error due to radiative decay of the Rydberg states, E_1 and E_2 are errors due to one-photon and two-photon transitions causing leakage of population from the gate, and E_B is an error due to the blockade shift of $|2, 2\rangle$. The vdWI and dipole exchange processes between s and p states, and the vdWI of two atoms in p states, as well as errors due to atomic motion can be neglected. Details of the error calculations are discussed in.

For fixed (δ, B) , an increase of Ω will decrease E_τ and E_B but increase E_1 and E_2 . Moreover, E_1 and E_2 depends on the detuning for each leaking channel, which is a function of δ . Hence E_0 is a function of Ω , δ and B (or equivalently the atomic separation L). Fixing B we may minimize E_0 with respect to the pair (Ω, δ) . For example, for $B/(2\pi) = 16$ MHz, we find $(\Omega, \delta) = 2\pi(0.65, 0.26)$ GHz giving $T_g \approx 37$ ns and $E_0^{\min} \approx 4 \times 10^{-3}$. The value of Ω here corresponds to a microwave field strength of 440 (740) V/m for both ① (②), and ① (②). In Fig. 4 we plot the resulting gate operation time T_g , optimized Rabi frequency and gate error as a function of B . The minimum error shown is close to the gate error limit, 2×10^{-3} , of a conventional Rydberg C_Z gate [39, 40], with a gate operation time of around 50 ns, compared to $O(1)\mu\text{s}$ with a conventional gate. In the proposed gate, one photon transitions which leak population during the gate operation, limit the speed of the protocol and as a consequence radiative decay bounds the achievable error. Were control procedures available to shape microwave fields in order to reduce such leakage, faster gates and/or higher fidelity operation might be possible.

Stabilized gates.— The gate protocol involves the metastable qubit states $\{|0\rangle, |1\rangle\}$. The qubit can be stabilized by means of a laser π pulse which enforces the transition $|1\rangle \mapsto |\underline{1}\rangle$, upon completion of the gate protocol. In this case, a stable qubit is defined by the pair $\{|0\rangle, |\underline{1}\rangle\}$. The C_Z gate operation can thus be described as a three stage process: (I) initialization by laser π pulse excitation $|\underline{1}\rangle \mapsto |1\rangle$ described by Eq. (5), (II) the gate sequence of Eq. (6), and (III) the qubit stabilizing π pulse identical to that in step (I), mapping $|1\rangle \mapsto |\underline{1}\rangle$. The microwave fields ① and ② are switched on, except during step (II). The microwave and laser fields are far detuned from any excitation of the state $|0\rangle$. The two-photon laser Rabi frequency $\kappa \equiv \kappa_1 \sin \beta_0 - \kappa_2 \cos \beta_0$ for steps (I) and (III) is bounded by the ^{87}Rb ground level hyperfine splitting of 7 GHz; for example $\kappa/(2\pi) = 20$ MHz adds 50 ns, the gate initialization plus stabilization time, and increases the gate error by 1×10^{-4} as a result of radiative decay of the Rydberg states.

In conclusion we have identified a special Rydberg atom superposition state, a dark state of applied microwave fields, and shown that the vdWI between two atoms each prepared in this state can be annulled by tuning the relative strength of the fields. We have presented a protocol in which the dark state serves as a qubit basis state for a quantum C_Z gate. The gate operation cycle is measured in tens of ns, and derives its speed from GHz frequency transitions from the dark state to nearby Rydberg levels.

We acknowledge support from AFOSR MURI on Multifunctional light-matter interfaces based on neutral atoms and solids and thank M.S. Chapman and B. Hebbel Madhusdhana for discussions.

-
- [1] T. D. Ladd, F. Jelezko, R. Laflamme, Y. Nakamura, C. Monroe, and J. L. O'Brien, *Nature (London)* **464**, 45 (2010).
- [2] D. Loss and D. P. DiVincenzo, *Phys. Rev. A* **57**, 120 (1998).
- [3] D. D. Awschalom, L. C. Bassett, A. S. Dzurak, E. L. Hu, and J. R. Petta, *Science (New York, N.Y.)* **339**, 1174 (2013).
- [4] J. Q. You and F. Nori, *Phys. Today* **58**, 42 (2005).
- [5] M. H. Devoret and R. J. Schoelkopf, *Science (New York, N.Y.)* **339**, 1169 (2013).
- [6] J. I. Cirac and P. Zoller, *Phys. Rev. Lett.* **74**, 4091 (1995).
- [7] R. Blatt and D. Wineland, *Nature (London)* **453**, 1008 (2008).
- [8] D. Jaksch, J. I. Cirac, P. Zoller, S. L. Rolston, R. Côté, and M. D. Lukin, *Phys. Rev. Lett.* **85**, 2208 (2000).
- [9] M. Saffman, T. G. Walker, and K. Mølmer, *Rev. Mod. Phys.* **82**, 2313 (2010).
- [10] H. Bluhm, S. Foletti, I. Neder, M. Rudner, D. Mahalu, V. Umansky, and A. Yacoby, *Nature Phys.* **7**, 109 (2010).
- [11] Z.-L. Xiang, S. Ashhab, J. Q. You, and F. Nori, *Rev. Mod. Phys.* **85**, 623 (2013).
- [12] T. Monz, P. Schindler, J. T. Barreiro, M. Chwalla, D. Nigg, W. A. Coish, M. Harlander, W. Hänsel, M. Hennrich, and R. Blatt, *Phys. Rev. Lett.* **106**, 130506 (2011).
- [13] C. J. Ballance, V. M. Schafer, J. P. Home, S. D. J. W. S. C, A. D. T. C, N. M. Linke, T. P. Harty, D. P. L. A. Craik, D. N. Stacey, et al., *Nature (London)* **528**, 384 (2015).
- [14] T. R. Tan, J. P. Gaebler, Y. Lin, Y. Wan, R. Bowler, D. Leibfried, and D. J. Wineland, *Nature (London)* **528**, 380 (2015).
- [15] C. Rigetti, J. M. Gambetta, S. Poletto, B. L. T. Plourde, J. M. Chow, A. D. Córcoles, J. A. Smolin, S. T. Merkel, J. R. Rozen, G. A. Keefe, et al., *Phys. Rev. B* **86**, 100506 (2012).
- [16] R. Barends, J. Kelly, A. Megrant, A. Veitia, D. Sank, E. Jeffrey, T. C. White, J. Mutus, A. G. Fowler, B. Campbell, et al., *Nature (London)* **508**, 500 (2014).
- [17] L. Isenhower, E. Urban, X. L. Zhang, A. T. Gill, T. Henage, T. A. Johnson, T. G. Walker, and M. Saffman, *Phys. Rev. Lett.* **104**, 010503 (2010).
- [18] T. Wilk, A. Gaëtan, C. Evellin, J. Wolters, Y. Miroshnichenko, P. Grangier, and A. Browaeys, *Phys. Rev. Lett.* **104**, 010502 (2010).
- [19] X. L. Zhang, L. Isenhower, A. T. Gill, T. G. Walker, and M. Saffman, *Phys. Rev. A* **82**, 030306 (2010).
- [20] K. M. Maller, M. T. Lichtman, T. Xia, Y. Sun, M. J. Piotrowicz, A. W. Carr, L. Isenhower, and M. Saffman, *Phys. Rev. A* **92**, 022336 (2015).
- [21] Y.-Y. Jau, a. M. Hankin, T. Keating, I. H. Deutsch, and G. W. Biedermann, *Nature Phys.* **12**, 71 (2015).
- [22] C. Hermann-Avigliano, R. C. Teixeira, T. L. Nguyen, T. Cantat-Moltrecht, G. Nogues, I. Dotsenko, S. Gleyzes, J. M. Raimond, S. Haroche, and M. Brune, *Phys. Rev. A* **90**, 040502 (2014).
- [23] R. C. Teixeira, C. Hermann-Avigliano, T. L. Nguyen, T. Cantat-Moltrecht, J. M. Raimond, S. Haroche, S. Gleyzes, and M. Brune, *Phys. Rev. Lett.* **115**, 013001 (2015).
- [24] M. Saffman, arXiv: 1605.05207 (2016).
- [25] M. Saffman and T. G. Walker, *Phys. Rev. A* **72**, 022347 (2005).
- [26] M. M. Müller, H. R. Haakh, T. Calarco, C. P. Koch, and C. Henkel, *Quant. Inf. Proc* **10**, 771 (2011).
- [27] M. H. Goerz, E. J. Halperin, J. M. Aytac, C. P. Koch, and K. B. Whaley, *Phys. Rev. A* **90**, 032329 (2014).
- [28] B. Nafradi, R. Gaal, A. Sienkiewicz, T. Feher, and F. Laszlo, *J. Magn. Reson.* **195**, 206 (2008).
- [29] H. Blok, J. A. J. M. Disselhorst, S. B. Orlinskii, and J. Schmidt, *J. Magn. Reson.* **166**, 92 (2004).
- [30] S. Takahashi, D. G. Allen, J. Seifter, G. Ramian, M. S. Sherwin, L. C. Brunel, and J. van Tol, *Infrared Phys. Technol.* **51**, 426 (2008).
- [31] F. H. Cho, V. Stepanov, and S. Takahashi, *Rev. Sci. Instrum.* **85**, 075110 (2014).
- [32] T. A. Siaw, A. Leavesley, A. Lund, I. Kaminker, and S. Han, *J. Magn. Reson.* **264**, 131 (2016).
- [33] T. G. Walker and M. Saffman, *Phys. Rev. A* **77**, 032723 (2008).
- [34] X.-F. Shi, F. Bariani, and T. A. B. Kennedy, *Phys. Rev. A* **90**, 062327 (2014).
- [35] *Derivation of relevant Hamiltonians, details for the error estimation and analysis of ionization are given in the Supplemental Material which includes Refs. [41–47].*
- [36] A. Gaëtan, Y. Miroshnichenko, T. Wilk, A. Chotia, M. Viteau, D. Comparat, P. Pillet, A. Browaeys, and P. Grangier, *Nature Phys.* **5**, 115 (2009).
- [37] E. Urban, T. A. Johnson, T. Henage, L. Isenhower, D. D. Yavuz, T. G. Walker, and M. Saffman, *Nature Phys.* **5**, 110 (2009).
- [38] M. A. Nielsen and I. L. Chuang, *Quantum Computation and Quantum Information* (Cambridge University Press, Cambridge, 2000).
- [39] X. L. Zhang, A. T. Gill, L. Isenhower, T. G. Walker, and M. Saffman, *Phys. Rev. A* **85**, 042310 (2012).
- [40] T. Keating, R. L. Cook, A. M. Hankin, Y.-Y. Jau, G. W. Biedermann, and I. H. Deutsch, *Phys. Rev. A* **91**, 012337 (2015).
- [41] T. Topcu and A. Derevianko, *Phys. Rev. A* **88**, 042510 (2013).
- [42] P. Bohloulou-Zanjani, J. A. Petrus, and J. D. D. Martin, *Phys. Rev. Lett.* **98**, 203005 (2007).
- [43] I. Shavitt and L. T. Redmon, *J. Chem. Phys.* **73**, 5711 (1980).
- [44] C. Cohen-Tannoudji, J. Dupont-Roc, and G. Grynberg, *Atom-Photon Interactions* (John Wiley & Sons, Inc., New York, 1998).
- [45] C. H. Cheng, C. Y. Lee, and T. F. Gallagher, *Phys. Rev. Lett.* **73**, 3078 (1994).
- [46] J. Han and T. F. Gallagher, *Phys. Rev. A* **79**, 053409 (2009).
- [47] W. Li, I. Mourachko, M. W. Noel, and T. F. Gallagher, *Phys. Rev. A* **67**, 052502 (2003).

Supplementary material for “Annulled van der Waals interaction and nanosecond Rydberg quantum gates”

In this material we will study the Hamiltonian of the microwave fields, dressed vdWI, interactions of states involving $|p\rangle$, state evolution during the gate sequence, methods about accessing the angle β_0 , and possible ionization induced by microwave fields. The Hamiltonian of the system is \hat{H} , where

$$\begin{aligned}\hat{H} &= \hat{H}_{\text{dd}} + \hat{H}_{\text{atom}} + \sum_{i=c,t} [\hat{H}_M + \hat{H}_i] + \hat{H}_k, \\ \hat{H}_i &= \sum_{j=1}^2 (\kappa_j |\mathbf{n}_j s\rangle \langle \underline{1}| + \text{h.c.})/2, \\ \hat{H}_k &= \Omega_k \sum_{i=c,t} [(|\mathbf{n}_j s\rangle \langle p| + \text{h.c.})/2]_i,\end{aligned}\quad (8)$$

where \hat{H}_{dd} is the dipole-dipole interaction, \hat{H}_{atom} is the atomic energy term, while \hat{H}_M of the microwave fields ① and ② are present only before and after the gate sequence, and \hat{H}_i is from the optical lasers for initializing $|1\rangle$. Finally, \hat{H}_k accounts for the four-pulse sequence of the microwave fields ① and ②. The microwave fields ① (②) and ① (②) differ only by a wavelength difference, that is, the detuning δ .

For the sake of convenience, we ignore the frequently appeared factor of 2π for frequencies.

I. DERIVATION OF \hat{H}_M

We use an operator

$$\hat{R}_0 = \sum_{j=\mathbf{n}_1 s, \mathbf{n}_2 s} E_j |j\rangle \langle j| + (E_p - \delta) |p\rangle \langle p|, \quad (9)$$

to transform the Hamiltonian into a rotating frame,

$$\hat{H}_M + \hat{H}_{\text{atom}} \rightarrow \hat{e}^{i\hat{R}_0 t} (\hat{H}_M + \hat{H}_{\text{atom}}) \hat{e}^{-i\hat{R}_0 t} - \hat{R}_0. \quad (10)$$

After electric dipole and rotating-wave approximations and for a coupling scheme shown in Fig. 1(a), the Hamiltonian above becomes

$$\hat{H}_M = \begin{pmatrix} 0 & \Omega \cos \beta & 0 \\ \Omega \cos \beta & 2\delta & \Omega \sin \beta \\ 0 & \Omega \sin \beta & 0 \end{pmatrix} / 2, \quad (11)$$

written in the ordered basis of $\{|\mathbf{n}_1 s\rangle, |p\rangle, |\mathbf{n}_2 s\rangle\}$. Here we do not include the part of \hat{H}_{atom} that does not change under the rotating frame transformation. The diagonalization of the Hamiltonian above gives Eq. (4), i.e.,

$$\hat{H}_M = \begin{pmatrix} \Omega_p + \delta & 0 & 0 \\ 0 & 0 & 0 \\ 0 & 0 & -\Omega_p + \delta \end{pmatrix} / 2, \quad \Omega_p = \sqrt{\Omega^2 + \delta^2}, \quad (12)$$

written in the ordered basis of $\{|p_+\rangle, |-\rangle, |p_-\rangle\}$, where Ω_p is the parameter $\bar{\Omega}$ of the main text. Here

$$\begin{aligned}|p_+\rangle &= \sin \gamma |+\rangle + \cos \gamma |p\rangle, \\ |p_-\rangle &= \cos \gamma |+\rangle - \sin \gamma |p\rangle, \\ \sin \gamma &= \Omega / N_p, \cos \gamma = (\Omega_p + \delta) / N_p, \\ N_p &= \sqrt{\Omega^2 + (\Omega_p + \delta)^2},\end{aligned}\quad (13)$$

and

$$\begin{aligned}|+\rangle &= \cos \beta |\mathbf{n}_1 s\rangle + \sin \beta |\mathbf{n}_2 s\rangle, \\ |-\rangle &= \sin \beta |\mathbf{n}_1 s\rangle - \cos \beta |\mathbf{n}_2 s\rangle \equiv |1\rangle.\end{aligned}\quad (14)$$

The eigenvalue of \hat{H}_M for the target state is zero

$$|-\rangle : 0, \quad (15)$$

while those of the other eight states have the following eigenvalues of \hat{H}_M ,

$$\begin{aligned}|-\mathbf{p}_+\rangle, |p_+\rangle &: (\Omega_p + \delta)/2 = 480\text{MHz}, \\ |-\mathbf{p}_-\rangle, |p_-\rangle &: (-\Omega_p + \delta)/2 = -220\text{MHz}, \\ |p_+ p_+\rangle &: \Omega_p + \delta = 960\text{MHz}, \\ |p_- p_-\rangle &: -\Omega_p + \delta = -440\text{MHz}, \\ |p_+ p_-\rangle, |p_- p_+\rangle &: \delta = 260\text{MHz},\end{aligned}\quad (16)$$

where the numerical values above are from a typical example of the main text, where $(\delta, \Omega) = (0.26, 0.65)$ GHz. The choice of δ should avoid unwanted dipole coupling with nearby levels as indicated by the thin solid curves in Fig. 3. Since the energy difference between $|-\rangle$ and any of the states in Eq. (16) is much larger than any dipole coupling of the two atoms with the distances L 's chosen in the main text, only direct dipole interaction can couple $|-\rangle$ to other states. The direct coupling rates are given in Eq. (40), which are, however, three orders smaller than the energy gaps, resulting of $|-\rangle$ being an eigenstate.

Below and in the main text we use Ω_1 and Ω_2 for $\Omega \cos \beta$ and $\Omega \sin \beta$, respectively.

II. VDWI IN THE PRESENCE OF STRONG MICROWAVE FIELDS

Before and after the gate sequence, the Hamiltonian is

$$\hat{H} = \hat{H}_{\text{dd}} + \hat{H}_{\text{atom}} + \sum_{i=c,t} [\hat{H}_M + \hat{H}_i], \quad (17)$$

where \hat{H}_i is weak compared to \hat{H}_M , while \hat{H}_M is strong. In this case, the energy difference between two dipole-coupled states are effectively shifted, and may induce new features for the vdWI. We will explain below why

state	δE (MHz)
$56p_{3/2}, m = -1/2; 57p_{3/2}, m = -1/2$	44
$56p_{3/2}, m = 1/2; 57p_{3/2}, m = -3/2$	72
$57p_{3/2}, m = 1/2; 56p_{3/2}, m = -3/2$	68

TABLE I: The ac Stark shifts for the states involved in the strongest coupled channel from $|n_1s, n_1s\rangle$, where $|n_1s\rangle$ is the state characterized by $57S_{1/2}, m = -1/2$.

this does not alter our analysis about the isolation of the state $|--\rangle$. During the gate sequence, there is also some energy shift whose magnitude is comparable to those appeared below. With these shifts, the vdWI for relevant states are still much smaller than the microwave field Rabi frequencies. Thus we still ignore these vdWI during the gate sequence.

Notice that the atomic separation $L = 4.4\mu\text{m}$ will be quoted frequently, for the sake of concreteness, and the following analysis takes the example of the main text where $\beta = 0.566$ and $(\delta, \Omega) = (0.26, 0.65)$ GHz. Changing Ω and L slightly for achieving different vdWI of the state $|22\rangle$ as in Fig. 4 of the main text does not alter our conclusions.

A. Polarizability of Rydberg atoms

The first type of energy shift is due to the polarizability \mathcal{P}_i of the electron in a Rydberg atom [20, 41] in the presence of a field with frequency ω_i . With a field strength of 440 (740) V/m for microwave ① (②) in the main text, we have $(\mathcal{P}_1, \mathcal{P}_2) = -(5.5, 1.9) \times 10^{-32}\text{m}^3$, and an energy shift of about 15 MHz. However, this energy shift happens for all Rydberg states, thus does not alter the vdWI.

B. Off-resonant ac Stark shifts

Another type of energy shift is due to non-resonant microwave couplings. For instance, $|n_1s\rangle$ can be coupled off-resonantly to a state $|n_pp\rangle$ other than $|p\rangle$, causing an ac Stark shift to its energy [42]

$$\delta E_1 = \sum_{i=1,2} \frac{\mathcal{E}_i^2}{2} \sum_{n_pp} \frac{(E_{n_1s} - E_{n_pp}) |\langle n_1s | \vec{\epsilon}_i \cdot \vec{d} | n_pp \rangle|^2}{(E_{n_1s} - E_{n_pp})^2 - \omega_i^2}, \quad (18)$$

where the sum over a p-orbital state $|n_pp\rangle$ excludes $|p\rangle$, \vec{d} is the electric dipole operator, $\vec{\epsilon}_i$ the polarization operator of the microwave field, and ω_i the photon energy of the field with a classical electric field \mathcal{E}_i . Numerical calculation with $|n_p - n_1| < 30$ gives us $\delta E_1 = 12.4$ MHz and $\delta E_2 = 4.1$ MHz, for $|n_1s\rangle$ and $|n_2s\rangle$, respectively. Comparing to the energy defects ~ 1.5 GHz for the channel that contributes strongest, these energy shifts are negligible.

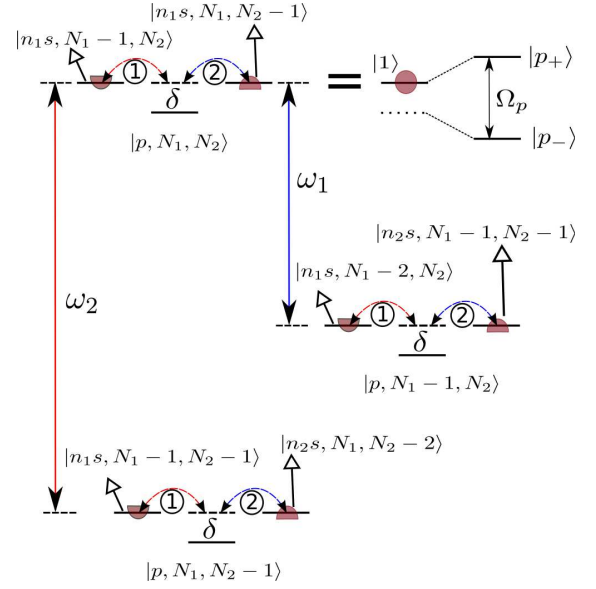


FIG. 5: Energy levels of the atom-photon system for a single Rydberg atom with the microwave field dressing.

For the Stark shifts of dipole-coupled p levels, we can take the nearest states as a typical example, since they are coupled strongly by dipole interaction and have smallest energy defects, thus contributing significantly to the vdWI. The states that couple strongest to the state $|n_1s, n_1s\rangle$ are $|57p_{3/2}, 56p_{3/2}\rangle$ and $|56p_{3/2}, 57p_{3/2}\rangle$, with an energy defect ~ 1.5 GHz. The calculation results are in Table I. Comparing to the energy defects ~ 1.5 GHz, the ac Stark shifts are negligible. The change of energy defects for other channels is even smaller compared with their energy defects. From these estimates, the energy defects between $|n_1s, n_1s\rangle$ and another dipole-coupled state are altered no more than 5%. This means that the vdWI of the state $|n_1s, n_1s\rangle$ can change in an amount $\lesssim 5\%$. Similar results apply to the vdWI of the states $|n_2s, n_2s\rangle$ and $|n_{2(1)}s, n_{1(2)}s\rangle$.

C. Resonant ac Stark shifts

Another type of energy shift may arise from the almost resonant couplings, so that the resonant ac Stark effect may alter the vdWI of the state $|11\rangle$. To study this effect, below we describe the microwave fields by quantized operators, so that the effect of microwave field dressing is included while the complexity of introducing time-dependency via a rotating-frame transformation is avoided. In the limit that the applied dressing fields have narrow bands, the classical limit of the Rabi frequencies Ω_1 and Ω_2 are recovered.

For the example system chosen in the main text, the intermediate state $|p\rangle$ is located below $|n_1s\rangle$ and $|n_2s\rangle$.

In this case, the last term of the following Hamiltonian

$$\hat{H} = \hat{H}_{\text{dd}} + \hat{H}_{\text{atom}} + \sum_{i=c,t} \hat{H}_M, \quad (19)$$

for each atom is written as

$$\begin{aligned} \hat{H}_M &= \hat{H}_r + \hat{H}_{\text{nr}}, \\ \hat{H}_r &= \sum_{j=n_1 s, n_2 s, p} E_j |j\rangle \langle j| \\ &+ \sum_{i=1,2} \left[\omega_i a_i^\dagger a_i + \frac{g_i}{2} \left(a_i^\dagger |p\rangle \langle n_i s| + \text{h.c.} \right) \right], \end{aligned}$$

where g_i is the single-photon coupling strength between the i th field and the atom, the atomic energy for the three microwave-dressed states have been explicitly written out, and the anti-rotating term that does not conserve energy is

$$\hat{H}_{\text{nr}} = \sum_{i=1,2} \frac{g_i}{2} (a_i |p\rangle \langle n_i s| + \text{h.c.}). \quad (20)$$

Now we treat the resonant microwave coupling and the atomic energy terms as non-perturbed part of the Hamiltonian \hat{V}_0 , and other parts as a perturbation \hat{V}_1 , i.e.,

$$\begin{aligned} \hat{H} &= \hat{V}_0 + \hat{V}_1 \\ \hat{V}_0 &= \hat{H}_{\text{atom}} + \hat{H}_r, \\ \hat{V}_1 &= \hat{H}_{\text{dd}} + \hat{H}_{\text{nr}}. \end{aligned} \quad (21)$$

Now consider the Hamiltonian \hat{V}_0 for the three states $|p, N_1, N_2\rangle, |n_1 s, N_1 - 1, N_2\rangle, |n_2 s, N_1, N_2 - 1\rangle$, where N_i denotes the number of photons of the i th microwave field. With the convention of $E_{n_1 s} + (N_1 - 1)\omega_1 + N_2\omega_2 = E_{n_2 s} + N_1\omega_1 + (N_2 - 1)\omega_2 = 0$, so that $E_p + N_1\omega_1 + N_2\omega_2 = -\delta$, we have

$$\hat{V}_0 = \hat{H}_{\text{atom}} + \begin{pmatrix} -\delta & \sqrt{N_1}g_1/2 & \sqrt{N_2}g_2/2 \\ \sqrt{N_1}g_1/2 & 0 & 0 \\ \sqrt{N_2}g_2/2 & 0 & 0 \end{pmatrix}. \quad (22)$$

If the number of photons in the microwave field is centered around N_i , $i = 1$ or 2 , then

$$\begin{aligned} \sqrt{N_1}g_1 &\approx \Omega \cos \beta, \\ \sqrt{N_2}g_2 &\approx \Omega \sin \beta, \end{aligned} \quad (23)$$

and the microwave field Hamiltonian is then equivalent to that in Eq. (11) except of a different sign of the parameter δ . The dark eigen state for the microwave dressing field of Eq. (22)

$$|1\rangle = \sin \beta |n_1 s, N_1 - 1, N_2\rangle - \cos \beta |n_2 s, N_1, N_2 - 1\rangle,$$

is separated from the other two eigenstates

$$\begin{aligned} |p_+\rangle &= \sin \gamma |+\rangle + \cos \gamma |p\rangle, \\ |p_-\rangle &= \cos \gamma |+\rangle - \sin \gamma |p\rangle, \end{aligned} \quad (24)$$

with energy gaps [see Eq. (16)] that are large compared with the dipole interaction, where

$$\begin{aligned} \sin \gamma &= \Omega / \mathcal{N}_p, \cos \gamma = (\Omega_p + \delta) / \mathcal{N}_p, \\ \mathcal{N}_p &= \sqrt{\Omega^2 + (\Omega_p + \delta)^2}, \Omega_p = \sqrt{\Omega^2 + \delta^2}, \\ |+\rangle &= \cos \beta |n_1 s, N_1 - 1, N_2\rangle + \sin \beta |n_2 s, N_1, N_2 - 1\rangle. \end{aligned} \quad (25)$$

A picture showing this ac Stark effect is given in Fig. 5.

We are particularly interested in the vdWI of the state $|11\rangle \equiv |1, 1\rangle = |1\rangle \otimes |1\rangle$, which can be calculated by the quasi-degenerate perturbation theory [43],

$$\begin{aligned} \hat{H}_v &= \hat{\Upsilon} \left(\hat{V}_1 + \hat{V}_1 \hat{G}' \hat{V}_1 + \hat{V}_1 \hat{G}' \hat{V}_1 \hat{G}' \hat{V}_1 + \dots \right) \hat{\Upsilon} \\ &= \hat{H}_v^{(1)} + \hat{H}_v^{(2)} + \hat{H}_v^{(3)} + \dots, \end{aligned} \quad (26)$$

where $\hat{\Upsilon} = |11\rangle \langle 11|$ is the projection operator, \hat{G}' is the Green's function $\hat{G}' = (\hat{1} - \hat{\Upsilon}) \frac{1}{E_0 - \hat{V}_0} (\hat{1} - \hat{\Upsilon})$ which vanishes for the state $|11\rangle$. Obviously $\hat{H}_v^{(1)} = 0$. The contribution to $\hat{H}_v^{(2)}$ from \hat{H}_{dd} not only contains the usual vdWI as the one in the main text [as can be calculated later on, see Eqs. (33)], but also has a contribution from the dipole processes such as

$$|n_1 s, n_1 s\rangle \rightarrow |n'_1 p, n'_2 p\rangle \rightarrow |n_2 s, n_2 s\rangle. \quad (27)$$

The processes above contribute negligibly to the vdWI of the state $|11\rangle$, as can be shown by the following example,

$$|57s, 57s\rangle \rightarrow |57p_{3/2}, 56p_{3/2}\rangle \rightarrow |59s, 59s\rangle. \quad (28)$$

The two coupling strengths in the two dipole processes above are very different in magnitude: the latter is more than 100 times smaller than the former. In other words, the channel above is at least 100 times weaker compared with

$$|57s, 57s\rangle \rightarrow |57p_{3/2}, 56p_{3/2}\rangle \rightarrow |57s, 57s\rangle. \quad (29)$$

So we can neglect the extra channels like Eq. (27).

We write \hat{H}_{dd} as

$$\begin{aligned} \hat{H}_{\text{dd}} &= \hat{V}_{11} + \hat{V}_{22} + \hat{V}_{12} + \hat{V}_{21}, \\ \hat{V}_{11} &= V_{11} (|n_1 s, m_1; n_1 s, m_2\rangle \langle n'_1 p, m_3; n'_2 p, m_4| + \text{h.c.}) \\ \hat{V}_{22} &= (V_{22} |n_2 s, m_1; n_2 s, m_2\rangle \langle n'_1 p, m_3; n'_2 p, m_4| + \text{h.c.}) \\ \hat{V}_{12} &= (V_{12} |n_1 s, m_1; n_2 s, m_2\rangle \langle n'_1 p, m_3; n'_2 p, m_4| + \text{h.c.}), \end{aligned} \quad (30)$$

where the sum over n'_1, n'_2 , and m_k , $k = 1, \dots, 4$, are not explicitly written out, while \hat{V}_{21} is similar to \hat{V}_{12} . The three pieces of dipole operators \hat{V}_{11} , \hat{V}_{22} and \hat{V}_{12} , \hat{V}_{21} almost operate independently on the state $|11\rangle$ due to the difference of the two principal numbers n_1 and n_2 .

The contribution to $\hat{H}_v^{(2)}$ from \hat{H}_{dd} also arises from the states $|p_\pm p_\pm\rangle, |p_\pm p_\mp\rangle$ because of the dipole coupling between $|11\rangle$ and $|pp\rangle$. This dipole coupling strength, however, is small due to the large difference in their principal

quantum numbers of the three microwave dressed states. As a consequence, this extra channel does not alter the vdWI contribution to $\hat{H}_v^{(2)}$ from \hat{H}_{dd} . There is also some contribution from \hat{H}_{nr} to $\hat{H}_v^{(2)}$. As an example,

$$\begin{aligned} |11\rangle &\rightarrow (|1\rangle \otimes (\sin\beta|p, N_1 - 2, N_2\rangle \\ &\quad - \cos\beta|n_2s, N_1, N_2 - 1\rangle) + (\sin\beta|p, N_1 - 2, N_2\rangle \\ &\quad - \cos\beta|n_2s, N_1, N_2 - 1\rangle) \otimes |1\rangle)/\sqrt{2}, \end{aligned} \quad (31)$$

gives us a perturbation energy that is independent of the atomic separation,

$$\frac{\Omega^2 \cos^2 \beta}{4\omega_1}, \quad (32)$$

i.e., the Bloch-Siegert shift [44], which is smaller than 1 MHz for the parameters of the main text. So the Bloch-Siegert shift is negligible. Notice that the contribution to $\hat{H}_v^{(2)}$ from the cross terms of \hat{H}_{dd} and \hat{H}_{nr} is zero, simply because \hat{H}_{dd} flips the states of both atoms, while \hat{H}_{nr} only flips the state of one atom at a time, thus does not give nonzero terms as seen from Eq. (26).

We now calculate the vdWI of the state $|11\rangle = |--\rangle$ given by $\hat{H}_v^{(2)}$. The vdWI from \hat{V}_{11} of Eq. (30) is

$$-\langle --|\hat{V}_{11}|n'_1n'_2\rangle\langle n'_1n'_2|\hat{V}_{11}^\dagger|--\rangle/\delta_{n'_1n'_2}, \quad (33)$$

where

$$\begin{aligned} |n'_1n'_2\rangle &= \sin\beta|n'_1p\rangle - \cos\beta|n_2s\rangle \\ &\quad \otimes (\sin\beta|n'_2p\rangle - \cos\beta|n_2s\rangle), \end{aligned} \quad (34)$$

and the energy defect above is

$$\begin{aligned} \delta_{n'_1n'_2} &= [(\sin\beta|n'_1p\rangle - \cos\beta|n_2s\rangle) \\ &\quad \otimes (\sin\beta|n'_2p\rangle - \cos\beta|n_2s\rangle)]^\dagger \otimes \hat{H}_{\text{atom}} \\ &\quad \otimes (\sin\beta|n'_1p\rangle - \cos\beta|n_2s\rangle) \\ &\quad \otimes (\sin\beta|n'_2p\rangle - \cos\beta|n_2s\rangle) - E_{--}, \end{aligned} \quad (35)$$

where $E_{--} = 0$ as defined above Eq. (22). Here we have not explicitly written out the photon states. Obviously, the energy defect $\delta_{n'_1n'_2}$ is simply the energy defect of the following process

$$|n_1sn_1s\rangle \rightarrow |n'_1pn'_2p\rangle \quad (36)$$

times a factor of $\sin^4\beta$. In a similar way, there is a factor of $\sin^8\beta$ in the numerator of Eq. (33), as a consequence, the result of Eq. (33) gives us

$$C_6(n_1, n_1) \sin^4\beta/L^6 = a \sin^4\beta/L^6, \quad (37)$$

where a is defined below Eq. (2).

Following the same procedure above, we can calculate the vdWI from $\hat{V}_{22}, \hat{V}_{12}$ of Eq. (30), giving $d \cos^4\beta/L^6$ and $(b+c) \sin^2\beta \cos^2\beta/L^6$, respectively. Similarly we can calculate the contribution from \hat{V}_{21} . This completes the calculation for the vdWI of the state $|--\rangle$.

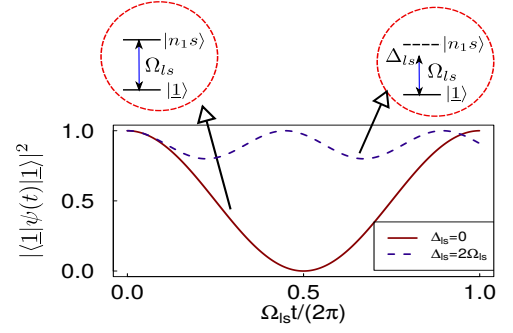


FIG. 6: Population of $|1\rangle$ as a function of time t when a single atom is excited to the Rydberg state with Rabi frequency Ω_{Is} and detuning Δ_{Is} . The initial state is $|1\rangle$.

D. Residual dipole-dipole couplings upon $|11\rangle$

Because $|--\rangle$ and $| -p_+ \rangle, \dots$ are not degenerate, they can only be coupled from $|--\rangle = |11\rangle$ by a first-order dipole interaction. Therefore,

$$| -p_+ \rangle, |p_+ - \rangle, | -p_- \rangle, |p_- - \rangle \quad (38)$$

will not be coupled by dipole interaction because the parities of both dipole-coupled atoms should change, but

$$|p_+p_+ \rangle, |p_-p_- \rangle, |p_+p_- \rangle, |p_-p_+ \rangle \quad (39)$$

are coupled with $|11\rangle$ through the following four processes,

$$\begin{aligned} |n_1s; n_1s\rangle &\rightarrow |p; p\rangle, \quad 30.0\text{MHz}\mu\text{m}^3\mathcal{M}/L^3, \\ |n_1s; n_2s\rangle &\rightarrow |p; p\rangle, \quad 11.4\text{MHz}\mu\text{m}^3\mathcal{M}/L^3 \\ |n_2s; n_1s\rangle &\rightarrow |p; p\rangle, \quad 11.4\text{MHz}\mu\text{m}^3\mathcal{M}/L^3 \\ |n_2s; n_2s\rangle &\rightarrow |p; p\rangle, \quad 4.35\text{MHz}\mu\text{m}^3\mathcal{M}/L^3, \end{aligned} \quad (40)$$

where the last item in each line is the coupling strength with the choice of $(n_1, n_2) = (57, 59)$ and $|p\rangle \equiv |54p_{3/2}\rangle$, and $\mathcal{M} = 0.19$ or 0.44 depending on the angular state of $|p; p\rangle$. The biggest coupling strength above is about $30.0\text{MHz}\mu\text{m}^3\mathcal{M}/L^3 \sim 0.1$ MHz when $L = 4.4\mu\text{m}$, much smaller than other frequency shifts in the model, and also much smaller than the energy differences between $|--\rangle$ and other two-atom eigenstates of the microwave dressing fields. This means that approximately no coupling happens between $|--\rangle$ and other states, thus $|--\rangle$ becomes an eigenstate in the rotating frame.

III. PROCEDURE TO LOCATE THE MIXING ANGLE β_0 FOR ZERO VDWI

Because of some extra channels like those in Eq. (27), and especially because there are ac Stark shifts for the Rydberg levels, the vdWI coefficients a, b, c , and d may change a little bit, for instance, up to 5% as discussed in Sec. II B. In this case, the predicted value of β_0 without

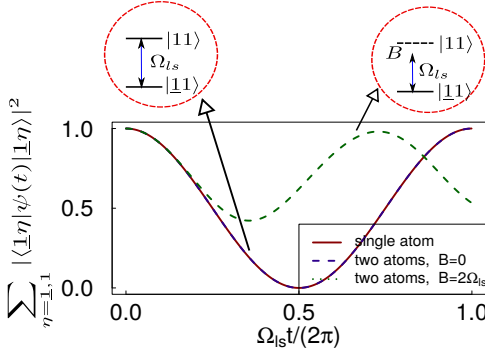


FIG. 7: Sum of populations on the states $|11\rangle$ and $|11\rangle$ as a function of time t when each of the two interacting atoms are excited to the Rydberg state $|1\rangle$ with a Rabi frequency Ω_{ls} and two-atom Rydberg blockade B . For $B = 0$, the ground state population of one atom has the same time evolution as an isolated atom, while for $B \neq 0$, the time evolution deviates from the single-atom case. The initial state is $|\underline{1}\rangle(|\underline{1}\rangle)$ for a one (two) atom system.

accounting for the ac Stark shift of microwave field may result of nonzero vdWI. Thus it is necessary to tune the microwave field strengths so that zero vdWI arises.

First, turn on the microwave dressing.

Second, tune the lasers to be resonant with the transition between the Rydberg states and the ground state $|\underline{1}\rangle$. Notice that the initial laser frequency should be taken near to the transition frequency between the Rydberg state and the ground state $|\underline{1}\rangle$. Take $|n_1s\rangle$ as an example, we do not excite $|n_2s\rangle$, but only $|n_1s\rangle$. The resonant condition $\Delta_{ls} = 0$ can be tested by measuring the population of the ground state $|\underline{1}\rangle$: if it can not reach zero, then $\Delta_{ls} \neq 0$, but if it can reach zero, then $\Delta_{ls} = 0$, as shown in Fig. 6 with two values of Δ_{ls} as an example. When resonance is established, the Hamiltonian for one atom is

$$\hat{H}_{\text{test}} = \frac{\Omega'_{ls}}{2} [|\underline{1}\rangle (\sin \beta \langle 1| + \cos \beta \sin \gamma \langle p_+| + \cos \beta \cos \gamma \langle p_-|) + \text{h.c.}] + \hat{H}_M, \quad (41)$$

where γ and \hat{H}_M are defined in Eqs. (13) and (12), respectively. When $\Omega'_{ls} \ll |\pm \Omega_p + \delta|/2$, the coupling between $|\underline{1}\rangle$ and $|p_{\pm}\rangle$ is suppressed. Define $\Omega_{ls} = \sin \beta \Omega'_{ls}$, then

$$\hat{H}_{\text{test}} \approx \frac{\Omega_{ls}}{2} [|\underline{1}\rangle \langle 1| + \text{h.c.}] + \hat{H}_M. \quad (42)$$

The third step is to test if the current microwave field configuration gives a dark state $|11\rangle$ with zero vdWI. Let two atoms trapped close to each other so that vdWI arises. By using the resonant laser pumping between the ground state $|\underline{1}\rangle$ and $|n_1s\rangle$, and when there is blockade B between the two atoms, the excitation from $|11\rangle$ and $|\underline{1}\rangle$ to $|11\rangle$ is shifted away from resonance, thus the ground state population of either atom can not reach zero; take the population of the ground state for the first atom as

an example, this is shown by the dashed curve in Fig. 7; When $B = 0$, the ground state population of either atom can reach zero, and has exactly the same pattern as an isolated atom, as shown by the solid curve in Fig. 7. By using a small enough Ω_{ls} , the test result that one can reach zero ground state population tells us that we have $B \ll \Omega_{ls}$. This may give us a B as small as possible.

If the test of the third step fails, one goes to the first step, tune the microwave field strength so that β is changed toward β_0 .

IV. PROCEDURE TO SET THE TWO LASERS IN THE Y CONFIGURATION

After the correct mixing angle β_0 is found, we need to find the correct strength ratio of the two lasers in the two legs of the Y configuration, so that only the state $|1\rangle$ is coupled, see Fig. 1 of the main text. The correct laser configuration gives,

$$(\overline{\Omega}_1, \overline{\Omega}_2) = (\sin \beta_0, -\cos \beta_0) \overline{\Omega}, \quad (43)$$

where $\overline{\Omega}$ denotes a two-photon Rabi frequency from laser-atom couplings. Notice that the phase of one laser relative to the other laser also matters in this case: their relative phase shall have a π difference to that of the two microwave fields. Below we describe methods about how to set the relative phase and strengths of the two lasers. We assume that we have switched on the microwave dressing, where the correct mixing angle β_0 has been used.

A. Procedure to set the correct relative phase of the two lasers in the Y configuration

The correct phase difference between the two lasers in the two legs of the Y configuration is π . But let us assume that there is a little deviation ϕ_{ls} from this phase, i.e.,

$$\begin{aligned} \langle n_1s | \hat{H}_{ls} | \underline{1} \rangle &= \kappa'_{n_1}/2, \\ \langle n_2s | \hat{H}_{ls} | \underline{1} \rangle &= -\kappa'_{n_2} e^{i\phi_{ls}}/2, \end{aligned} \quad (44)$$

where κ_{n_1} and κ_{n_2} are real and have the same sign. Now independently switch on κ'_{n_1} and $-\kappa'_{n_2} e^{i\phi_{ls}}$, observe the times for one Rabi cycle of the ground state, which are

$$\begin{aligned} \tau_{n_1} &= 2\pi/|\kappa'_{n_1} \sin \beta_0|, \\ \tau_{n_2} &= 2\pi/|\kappa'_{n_2} \cos \beta_0|. \end{aligned} \quad (45)$$

After this, we may simultaneously turn on κ'_{n_1} and $-\kappa'_{n_2} e^{i\phi_{ls}}$, then the time for one Rabi cycle of the ground state becomes

$$\begin{aligned} \tau_{n_1, n_2} &= 2\pi/\kappa', \\ \kappa' &= [(-\kappa'_{n_2} \cos \beta_0 \cos \phi_{ls} + \kappa'_{n_1} \sin \beta_0)^2 \\ &\quad + (\kappa'_{n_2} \cos \beta_0 \sin \phi_{ls})^2]^{1/2}. \end{aligned} \quad (46)$$

Obviously,

$$1/\tau_{n_1, n_2} \leq 1/\tau_{n_1} + 1/\tau_{n_2}, \quad (47)$$

and the equality is true only when $\phi_{1s} = 0$. This can guide us to tune the laser phases to the correct configuration.

B. Procedure to locate the correct strength ratio of the two lasers in the Y configuration

The first step is to locate the value of $|\Omega_p + \delta|/2$ for tuning the laser frequency: from being resonant with $|n_1 s\rangle$ and $|n_2 s\rangle$ to resonance with the state $|p_+\rangle$ for one atom.

The second step is to analytically estimate the laser Rabi frequencies according to the laser output, adjust the ratio of the powers of the two lasers on the two legs in the Y configuration, so that their power ratio is near to the wanted value.

The third step is to switch on both lasers upon the two closely placed atoms, tune the frequencies of both lasers in the two legs of the Y configuration up simultaneously by a value of $|\Omega_p + \delta|/2$, while maintaining their powers. By tuning the frequencies of both lasers simultaneously little by little up and down, if no resonance happens between the ground state and the Rydberg state, the strengths of the two lasers have the correct configuration. If there is resonance between the ground state and the Rydberg state, then the laser configuration is incorrect. The reason is as follows. Suppose \hat{H}_{1s} is the Hamiltonian for the coupling between lasers and atoms,

$$\begin{aligned} \langle n_1 s | \hat{H}_{1s} | \underline{1} \rangle &= \kappa_{n_1}/2, \\ \langle n_2 s | \hat{H}_{1s} | \underline{1} \rangle &= \kappa_{n_2}/2, \end{aligned} \quad (48)$$

then from Eqs. (13) and (14),

$$\begin{aligned} \langle p_+ | \hat{H}_{1s} | \underline{1} \rangle &= \sin \gamma (\cos \beta_0 \kappa_{n_1} + \sin \beta_0 \kappa_{n_2})/2, \\ \langle p_- | \hat{H}_{1s} | \underline{1} \rangle &= \cos \gamma (\cos \beta_0 \kappa_{n_1} + \sin \beta_0 \kappa_{n_2})/2. \end{aligned} \quad (49)$$

When the strengths of the two lasers satisfy

$$\cos \beta_0 \kappa_{n_1} + \sin \beta_0 \kappa_{n_2} = 0, \quad (50)$$

there will be no resonant coupling between $|\underline{1}\rangle$ and $|p_\pm\rangle$ even if the laser frequencies are resonant with the transition frequencies. But if the condition above is not satisfied, we shall tune $\kappa_{n_1}/\kappa_{n_2}$ until the condition of $(\kappa_{n_1}, \kappa_{n_2}) = (\sin \beta_0, -\cos \beta_0)\bar{\Omega}$ is found.

V. ATOMIC STATE EVOLUTION DURING THE GATE SEQUENCE

We set the time at the beginning of pulse 1 as the starting time. The first pulse is a π pulse for the microwave field ①, with the Hamiltonian

$$\hat{H}_1 = \Omega_1 \sum_{i=c,t} [(|n_1 s\rangle \langle p| + \text{h.c.})/2]_i. \quad (51)$$

The single-atom wavefunction $\alpha_1 |n_1 s\rangle + \alpha_2 |n_2 s\rangle + \alpha_3 |p\rangle$ has an initial state of

$$(\alpha_1, \alpha_2, \alpha_3) = (\sin \beta, -\cos \beta, 0), \quad (52)$$

and its time evolution is given by solving Eqs. (51) and (52) [i.e., $i\partial_t(\alpha_1, \alpha_2, \alpha_3) = \dots$],

$$(\alpha_1, \alpha_2, \alpha_3) = \sin \beta (\cos(\Omega_1 t/2), -\cot \beta, -i \sin(\Omega_1 t/2)),$$

which turns out to be

$$(\alpha_1, \alpha_2, \alpha_3) = (0, -\cos \beta, -i \sin \beta), \quad (53)$$

at the end of the first pulse.

Second, we apply a 2β pulse for the microwave field ② whose Hamiltonian is

$$\hat{H}_2 = \Omega_2 \sum_{i=c,t} [(|n_2 s\rangle \langle p| + \text{h.c.})/2]_i. \quad (54)$$

Solving Eqs. (53) and (54), we have

$$(\alpha_1, \alpha_2, \alpha_3) = (0, -\cos f, i \sin f), \quad (55)$$

where $f = -\beta + \Omega_2(t - \pi/\Omega_1)/2$, which turns out to be

$$(\alpha_1, \alpha_2, \alpha_3) = (0, -1, 0), \quad (56)$$

at the end of the second pulse. Note that the duration of the second pulse is $2\beta/\Omega_2$.

Third, after the waiting period T , a third pulse for microwave ③ is applied, and the Hamiltonian is identical to Eq. (54). The time evolution is

$$(\alpha_1, \alpha_2, \alpha_3) = (0, -\cos f_2, i \sin f_2), \quad (57)$$

where $f_2 = \Omega_2(t - \pi/\Omega_1 - 2\beta/\Omega_2 - T)/2$, which turns out to be

$$(\alpha_1, \alpha_2, \alpha_3) = (0, -\cos \beta, i \sin \beta), \quad (58)$$

at the end of the third pulse. Note that the duration of this pulse is also $2\beta/\Omega_2$.

Finally, a π pulse for microwave ④ is applied, with the Hamiltonian of (51), solving Eqs. (51) and (58)

$$(\alpha_1, \alpha_2, \alpha_3) = \sin \beta (\sin(\Omega_1 t'/2), -\cot \beta, i \cos(\Omega_1 t'/2)), \quad (59)$$

where $t' = t - \pi/\Omega_1 - 4\beta/\Omega_2 - T$. The final state will be

$$(\alpha_1, \alpha_2, \alpha_3) = (\sin \beta, -\cos \beta, 0), \quad (60)$$

at the end of the fourth pulse. The duration of the final pulse is π/Ω_1 . The total gate time is $2\pi/\Omega_1 + 4\beta/\Omega_2 + T$. From the analysis above, we see that the time evolution of the last two pulses is exactly the time-reversal process of the first and second pulses.

VI. METHOD OF ERROR ESTIMATION

The method of error estimation follows from Ref. [39] (and references therein). To stabilize the superposition state $|- \rangle$, we choose $|\delta| = 0.26$ GHz before the gate sequence; this choice of δ is from an optimization of the gate fidelity when $L = 4.4\mu$ m. As discussed later on, ionization [44] does not happen with this choice. The fields are right-hand polarized [45], so that the $p_{1/2}$ manifold near $|p\rangle$ does not come in due to angular momentum conservation when $|1\rangle$ has $m_J = -1/2$, as explained in the caption of Fig. 1.

The first class of error happens for $\{|01\rangle, |10\rangle, |11\rangle\}$, including spontaneous decay of the atomic states and population leakage due to unwanted two-photon or one-photon transitions. The error from the decay of the Rydberg states is estimated as $E_{\text{de}} \approx T_g/\tau$, where the Rydberg lifetime τ can be taken as $176\mu\text{s}$ from the lifetime of the state $57S_{1/2}$ at cryogenic temperatures [9], while the gate time $T_g = \pi/\mathbb{B} + 2(\pi/\Omega_1 + 2\beta/\Omega_2)$ is approximately 37ns. Two types of population leakage happens. First, microwave fields can couple the states $|1\rangle$, $|p\rangle$, and $|2\rangle$ with some nearby levels shown in Fig. 3 via twelve one-photon channels, $k = 1, \dots, 12$, marked by the thin curves (lines) with their respective transition frequencies given in Fig. 3, where it is noted that the two states $p_{1(3)/2}$ are almost degenerate. This gives an error $E_{\text{one}} \approx \sum \eta_k \Omega_k^2 / (2\Delta_k^2)$, where η_k and Ω_k are the relevant population and the Rabi frequency for the j th channel, respectively. Here the leakage happens via both the stabilization fields and the fields during the gate sequence, which are calculated separately. Second, there is a two-photon resonant process, denoted by two thin dashed lines in Fig. 3, between $|n_1s\rangle$ and $|n_2s\rangle$ via two states $62p_{1(3)/2}$ with a detuning $|\Delta_0| \approx 7$ GHz, thus $|1\rangle$ and $|p_{\pm}\rangle$ are coupled with a Rabi frequency $\Omega^{(2)}$, contributing $E_{\text{two}} \approx 2[\Omega^{(2)} \sin \gamma / (\delta + \Omega)]^2 + 2[\Omega^{(2)} \cos \gamma / (\delta - \Omega)]^2$ to the gate error. Errors from other two-photon processes are negligible due to large detunings.

The second type of error occurs only for $|11\rangle$ because of the blockade effect of vdWI and atomic motion. The transition from $|11\rangle$ to $|22\rangle$ could be imperfect due to the blockade shift of $|22\rangle$, which happens during the two 2β pulses and could be estimated as $E_{\text{bl}} \approx 2\mathbb{B}^2 \Omega_2^{-2} \sin^2 \beta$, where the \sin factor characterizes the transferred population that matters with blockade. The vdWI and dipole exchange between s and p states, and the vdWI of two p -orbital atoms have much smaller rates, thus can be neglected. Another error for the basis state $|11\rangle$ might be from a mechanical force [8] between the two atoms in the state $|22\rangle$, which is $F(r) = 6\hbar C_6/r^7$. However, beginning with two atoms with no relative motion, one gate cycle will only add a relative speed $\sim 10^{-3}\mu\text{m}/\mu\text{s}$, and a separation $\sim 10^{-5}\mu\text{m} \ll L$. Thus this motion effect can be neglected.

The total error for the gate fidelity is thus given by

$$E_0 = E_{\text{de}} + E_{\text{one}} + E_{\text{two}} + E_{\text{bl}}. \quad (61)$$

With the aforementioned parameters, we have $\{E_{\text{de}}, E_{\text{one}}, E_{\text{two}}, E_{\text{bl}}\} \approx \{0.21, 2.80, 0.26, 1.15\} \times 10^{-3}$, leading to a total gate error of about 4.4×10^{-3} .

The results shown in Fig. 4 are from each numerically found minimal error E_0 when an appropriate Ω is used for each given \mathbb{B} . Here we have fixed the value of δ so that any multi-photon resonance does not come in. When varying Ω , the eigenvalues in Eq. (16) change. To make sure that the states in Eq. (16) are separated from $|- \rangle$, we make the following constraint: the smallest eigenenergy in Eq. (16) should be larger than three times of the biggest dipole-dipole interaction between $|n_1s n_1s\rangle$ and a nearby $|p'p''\rangle$ state, which is smaller than 50 MHz when $L = 4.4\mu\text{m}$. This makes sure that the vdWI coupling between the states in Eq. (16) and $|- \rangle$ is suppressed.

VII. INTERACTION FOR THE INTERMEDIATE STATES

Since the state $|p\rangle$ is also populated during the gate sequence, there should be some interaction from it. First of all, there is a resonant dipole interaction as

$$\begin{aligned} |n_1s; p\rangle &\leftrightarrow |p; n_1s\rangle, \\ |n_2s; p\rangle &\leftrightarrow |p; n_2s\rangle, \end{aligned} \quad (62)$$

and with the choice of the main text, the first process above is stronger, which has the following rate

$$0.333 \cdot 27.7 \text{ MHz } \mu\text{m}^3/L^3, \quad (63)$$

where the factor 0.333 is due to the angular momentum selection rules. With $L = 4.4\mu\text{m}$, the rate above is only 0.1 MHz. While for the interaction between two atoms in the state $|p; p\rangle$, the C-six coefficient is only about $1 \text{ GHz}\mu\text{m}^6$, much smaller than that between two atoms of s -orbital states with similar principal quantum numbers. The vdWI for the states like $|n_1s; p\rangle$ are small and negligible, too. As a result, we can neglect the interaction of the intermediate states.

VIII. ANALYSIS OF IONIZATION

Two types of photoionization can happen for a Rydberg atom in the presence of a microwave field, i.e., one-photon or multiphoton ionization [44]. The example in the main text may involve the second photoionization above. The ionization energies for states $|n_{1(2)}s\rangle$ are $E_i(n_1) = 1133.71$ GHz and $E_i(n_2) = 1053.99$ GHz, respectively, and the two frequencies of the microwave fields ① and ② are $113.5\text{GHz} - \delta$ and $193.3\text{GHz} - \delta$, respectively. Therefore, the ionization of the state needs at least $1053.99/193.3 \sim 6$ photons. To analyze the full ionization dynamics is challenging since there are two different microwave fields. But we can show that the example in the main text does not give ionization. This could be done by studying one transition channel that contributes

k	microwave	state	energy	transition energy	$\delta_k^{(i)}$	$\sum_{k'=1}^k \delta_{k'}^{(i)}$
1	2(1)	62p	-933.7	200.0(120.3)	-7.0	-7.0
2	2	68d	-740.5	193.2	-0.2	-7.2
3	2	77f	-555.1	185.4	7.6	0.4
4	2	95g	-364.5	190.6	2.4	2.8
5	1	115h	-248.8	115.8	-2.5	0.4
6	1	156i	-135.2	113.6	-0.3	0.1

TABLE II: The strongest multiphoton transition channel from $|n_1s\rangle$ ($|n_2s\rangle$). k labels the order of the transition. Here microwave 1(2) means one of the two fields in the main text for stabilizing the Rydberg state $|1\rangle$. The energy of a state refers to one of the two fine states with a larger J . For instance, -933.7 GHz is the energy of the state $62p_{3/2}$, which is listed for convenience since the fine structure splitting here is small. All the energy is in unit of GHz.

strongest to ionization. To select this transition starting from $|n_1s\rangle$, we first look for the nearest transition up from $|n_1s\rangle$, and find that it should be from field ② via the level $62p_{1(3)/2}$ and detuning $\delta_1^{(i)} = -7$ GHz. Going from this level up again, we look for a $d_{3(5)/2}$ level with a detuning $\delta_2^{(i)}$ so that $|\delta_1^{(i)} + \delta_2^{(i)}|$ is smallest. The reason that we look for a d -orbital state is because the fields are right-hand polarized, so that the electron spin quantum number increases by one when going up each step. Repeating this process, we can select the channel that contributes strongest to the ionization. Note that, however, quantum interference might decrease its effect when other channels come in [44].

The quantum defects used to calculate the energy of a Rydberg atom are taken from Refs. [46, 47] for s, p, d and f -orbital states. Since data for higher orbital states are not available, we ignore the effects of quantum defect because the quantum defects for higher angular momentum states are small. For the example of the main text, the search result with the criteria $|\sum_{k'=0}^k \delta_{k'}^{(i)}|$ being smallest for each step is listed in Tables II for the transition from $|n_1s\rangle$ and $|n_2s\rangle$, where only the first step differs for these

two cases.

From Table II, it is obvious that if the level 156i can be populated, ionization will happen. In order to calculate the population on it transferred from the initial level $|n_1s\rangle$ (or $|n_2s\rangle$) of the state $|1\rangle$, we may then simulate the time dynamics starting from the state $\sin\beta|n_1s\rangle$, with the results given in Fig. 8. Obviously, almost no population ever goes beyond the transition $k = 2$. In fact, only the level 62p is populated by the one-photon transition, which means that ionization does not happen in our model. Similar results hold for the transition chain from $|n_2s\rangle$.

The ionization during the gate sequence should have even weaker effect. For example, if only microwave field ① is present, $\delta_2^{(i)}$ of Table II will only increase because only the field ① is available to build up a similar transition chain. This gives an even smaller population on a

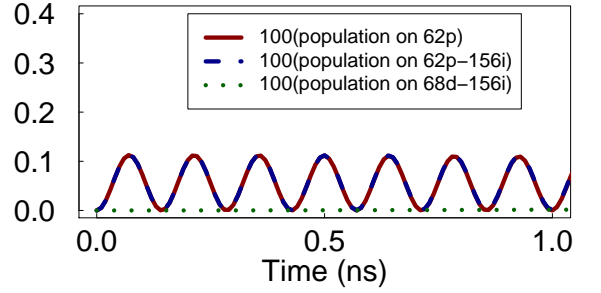


FIG. 8: Simulated population, scaled by 100, on the level 62p, the levels $\{62p, 68d, 77f, \dots, 156i\}$, and the levels $\{68d, 77f, \dots, 156i\}$ as a function of time starting from the initial state $\sin\beta|n_1s\rangle$.

final level that leads to ionization.

Notice that the result in Fig. 8 does not show what happens in reality, since the level 62p gives a two-photon resonance with an effective Rabi frequency $\Omega^{(2)}$ which was studied in the last section. In other words, the level 62p should not be populated as much as in Fig. 8.