

SIX VARIATIONS ON A THEME: ALMOST PLANAR GRAPHS

MAX LIPTON, EOIN MACKALL, THOMAS W. MATTMAN, MIKE PIERCE, SAMANTHA ROBINSON, JEREMY THOMAS, AND ILAN WEINSCHELBAUM

ABSTRACT. A graph is **apex** if it can be made planar by deleting a vertex, that is, $\exists v$ such that $G - v$ is planar. We define the related notions of **edge apex**, $\exists e$ such that $G - e$ is planar, and **contraction apex**, $\exists e$ such that G/e is planar, as well as the analogues with a universal quantifier: $\forall v$, $G - v$ planar; $\forall e$, $G - e$ planar; and $\forall e$, G/e planar. The Graph Minor Theorem of Robertson and Seymour ensures that each of these six gives rise to a finite set of obstruction graphs. For the three definitions with universal quantifiers we determine this set. For the remaining properties, apex, edge apex, and contraction apex, we show there are at least 36, 55, and 82 obstruction graphs respectively. We give two similar approaches to almost nonplanar ($\exists e$, $G + e$ is nonplanar and $\forall e$, $G + e$ is nonplanar) and determine the corresponding minor minimal graphs.

1. INTRODUCTION

Kuratowski [K] showed that the set of planar graphs is determined by two obstructions.

Theorem 1.1. [K, W] *A graph is planar if and only if it has no K_5 nor $K_{3,3}$ minor.*

We give the formulation in terms of minors due to Wagner [W] to make the connection with Robertson and Seymour's [RS] Graph Minor Theorem. We say H is a **minor** of graph G if it can be obtained by contracting edges in a subgraph of G . We can state the Graph Minor Theorem as follows.

Theorem 1.2. [RS] *In any infinite set of graphs, there is a pair such that one is a minor of the other.*

This has two useful consequences. We say G is **minor minimal \mathcal{P}** (or **MM \mathcal{P}**) if G has property \mathcal{P} but no proper minor does.

Corollary 1.3. *For any graph property \mathcal{P} , there is a corresponding finite set of minor minimal \mathcal{P} graphs.*

Corollary 1.4. *Let \mathcal{P} be a graph property that is closed under taking minors. Then there is a finite set of minor minimal non- \mathcal{P} graphs S such that for any graph G , G satisfies \mathcal{P} if and only if G has no minor in S .*

2010 *Mathematics Subject Classification.* Primary 05C10, Secondary 57M15 .

Key words and phrases. apex graphs, planar graphs, forbidden minors, obstruction set.

Research supported in part by an NSF REUT grant as well as the provost and math department of CSU, Chico.

When \mathcal{P} is minor closed, we say that S is the **Kuratowski set** for \mathcal{P} . For example, $\{K_5, K_{3,3}\}$ is the Kuratowski set for planarity.

The Graph Minor Theorem is not constructive, so there are only a few graph properties \mathcal{P} for which we know the finite set of $\text{MM}\mathcal{P}$ graphs. In particular, there are several graph properties closely related to planarity for which this set is unknown. Our goal in this paper is to investigate the minor minimal sets for the following eight graph properties.

Definition 1.5. A planar graph is **almost nonplanar (AN)** if there exist two nonadjacent vertices such that adding an edge between the vertices yields a nonplanar graph. A planar graph is **completely almost nonplanar (CAN)** if it is not complete and adding an edge between any pair of nonadjacent vertices yields a nonplanar graph.

Let $G - v$ (respectively, $G - e$, G/e) denote the graph resulting from deletion of vertex v and its edges (respectively, deletion of edge e , contraction of edge e) in graph G .

Definition 1.6. A graph is **not apex (NA)** if, for all vertices v , $G - v$ is nonplanar. Similarly, a graph is **not edge apex (NE)** if, for all edges e , $G - e$ is nonplanar and **not contraction apex (NC)** if, for all edges e , G/e is nonplanar.

Definition 1.7. A graph G is **incompletely apex (IA)** if there is a vertex v such that $G - v$ is nonplanar, **incompletely edge apex (IE)** if there is an edge e such that $G - e$ is nonplanar, and **incompletely contraction apex (IC)** if there is an edge e such that G/e is nonplanar.

We call these last three properties ‘incomplete’ in contrast to their negations. For example, we think of a graph as ‘completely’ apex if $G - v$ is planar for every vertex v . Table 1 gives a summary of our eight definitions.

Property	Definition
AN	$\exists e, G + e$ is nonplanar, where G is planar
CAN	$\forall e, G + e$ is nonplanar, where G is planar, not complete
NA	$\forall v, G - v$ is nonplanar
NE	$\forall e, G - e$ is nonplanar
NC	$\forall e, G/e$ is nonplanar
IA	$\exists v, G - v$ is nonplanar
IE	$\exists e, G - e$ is nonplanar
IC	$\exists e, G/e$ is nonplanar

TABLE 1. Comparison of the eight definitions.

Graph Property \mathcal{P}	AN	CAN	NA	NE	NC	IA	IE	IC
Is (Not \mathcal{P}) Minor Closed?	No	No	Yes	No	No	Yes	Yes	Yes
Number of $\text{MM}\mathcal{P}$ Graphs	2	1	≥ 36	≥ 55	≥ 82	2	5	7

TABLE 2. Results for the eight graph properties.

We summarize our results in Table 2. Four of the properties give Kuratowski sets (as their negation generates a minor closed set) and with the exception of NA, NE, and NC, we determine the finite set of $\text{MM}\mathcal{P}$ graphs. For the remaining three properties we give a lower bound, which is simply the number of $\text{MM}\mathcal{P}$ graphs we have found, so far.

Our paper is organized as follows. Below we conclude this introduction with a survey of the literature and provide some preliminary notions used throughout the paper. In Section 2 we determine the MMAN and MMCAN graphs and show that neither is a Kuratowski set. The following section is our classification of the MMIA, MMIE, and MMIC graphs, all three of which we show are Kuratowski. In Section 4 we give an overview of the MMNA graphs, a Kuratowski set. We classify graphs in this family of connectivity at most one. For graphs of connectivity two, with $\{a, b\}$ a 2-cut, we classify those for which $ab \in E(G)$ as well as those for which a component of $G - a, b$ is nonplanar. We also prove that a MMNA graph has connectivity at most five. In total, we give explicit constructions for 36 MMNA graphs. Finally, in Section 5 we discuss MMNE and MMNC graphs, first showing these are not Kuratowski. We classify graphs of connectivity at most one in these two families and discuss computer searches, complete through graphs of order nine or size 19, that yielded 55 MMNE and 82 MMNA graphs.

Apex graphs are well-studied including results on MMNA graphs in [A, BM, P]. Note that Pierce [P] reports on a computer search that yields 61 MMNA graphs, including all graphs through order ten or size 21 and most of the 36 graphs we describe here. Different authors have used terms like ‘almost planar’ or ‘near planar’ in various ways. Here is how our definitions relate to others in the literature. Cabello and Mohar [CM] say that a graph is *near-planar* if it can be obtained from a planar graph by adding an edge. This corresponds to our definition of edge apex. Wagner [W2] defined *nearly planar* (*Fastplättbare*), which corresponds to our idea of completely apex or not IA. Two further notions of almost planar are not directly related to the properties we have defined. For Gubser [G], a graph G is *almost planar* if for every edge e , either $G - e$ or G/e is planar. In characterizing graphs with no K^{No} , Diestel, Robertson, Seymour, and Thomas say a graph G is *nearly planar* if deleting a bounded number of vertices makes G planar except for a subgraph of bounded linear width sewn onto the unique cuff of $S^2 - 1$, see [D, Section 12.4]. Finally, our notion of CAN is also known as *maximally planar*, see Diestel [D].

We conclude this introductory section with some notation and definitions, as well as a lemma, used throughout. For us, graphs are simple (no loops or double edges) and undirected. We use $V(G)$ and $E(G)$ to denote the vertices and edges of a graph. The **order** of a graph is $|V(G)|$ and $|E(G)|$ is its **size**. We use $\delta(G)$ to denote the **minimum degree** of all the vertices in G .

As mentioned earlier, $G - v$, $G - e$, and G/e denote the result of vertex deletion, edge deletion, and edge contraction, respectively. For $v, w \in V(G)$, $G - v, w$ is the result of deleting two vertices and their edges. Similarly, for $e, f \in E(G)$, we define as $G - e, f$ and $G/e, f$ the result of deleting or contracting two edges. Note that the order of deletion or contraction is arbitrary. Contracting an edge may result in a double edge. We will assume that one of the doubled edges is deleted so that G/e is again a simple graph. We use $G_1 \sqcup G_2$ to denote the disjoint union of two

graphs and $G_1 \dot{\cup} G_2$ for the union identified on a single vertex. Similarly, $G_1 \ddot{\cup} G_2$ denotes the union of two graphs identified on two vertices.

In light of Kuratowski's theorem, we call K_5 and $K_{3,3}$ the **Kuratowski graphs** and also refer to them as minor minimal nonplanar or MMNP. A **Kuratowski subgraph** or **K-subgraph** of G is one homeomorphic to a Kuratowski graph. A **cut set** of graph G is a set $U \subset V(G)$ such that deleting the vertices of U and their edges results in a disconnected graph. If $|U| = k$, we call U a k -**cut**. We say G has **connectivity** k and write $\kappa(G) = k$ if k is the largest integer such that $|V(G)| > k$ and G has no l -cut for $l < k$. In particular, $\kappa(K_n) = n - 1$.

We conclude this introduction with a useful lemma. In the case that $\kappa(G) = 2$, we have $G - a, b = G_1 \sqcup G_2$ where $\{a, b\}$ is a 2-cut. We will use G'_i to denote the induced subgraph on $V(G_i) \cup \{a, b\}$.

Lemma 1.8. *If G is homeomorphic to K_5 or $K_{3,3}$ with cut set $\{a, b\}$ such that $G - a, b = G_1 \sqcup G_2$, then one of G'_1 and G'_2 is an a - b -path.*

Proof. Since, $\kappa(K_5) = 4$ and $\kappa(K_{3,3}) = 3$, G must be a proper subdivision of a Kuratowski graph and, since they disconnect the graph, a and b are vertices on a subdivided edge of the underlying K_5 or $K_{3,3}$. This means that one of the components is simply an a - b -path. \square

2. ALMOST NONPLANAR: MMAN AND MMCAN GRAPHS

In this section we classify the MMAN and MMCAN graphs. Let $K_5 - e$ denote the complete graph on five vertices with an edge deleted and $K_{3,3} - e$ the result of deleting an edge in the complete bipartite graph $K_{3,3}$. The unique MMCAN graph is $K_5 - e$ and there are two MMAN graphs, $K_5 - e$ and $K_{3,3} - e$. Neither of these are Kuratowski sets, since, for example, K_5 is a nonplanar graph (hence neither AN nor CAN) that contains the MMAN and MMCAN graph $K_5 - e$ as a minor.

Our classification of the minor minimal CAN graphs makes use of a theorem due to Mader.

Theorem 2.1. [M] *Any graph with n vertices and at least $3n-5$ edges contains a subdivision of K_5 .*

In Diestel [D], CAN is called *maximally planar* and it is proved (Proposition 4.2.8) equivalent to a graph admitting a plane triangulation.

Theorem 2.2. *Every plane triangulation with at least 5 vertices has $K_5 - e$ as a minor*

Proof. Let G be a plane triangulation on at least 5 vertices. By Euler's formula, $|E(G)| = 3(|V(G)| - 2)$. Let G' be a nonplanar graph obtained by adding edge ab to G . Then $|E(G')| = |E(G)| + 1 = 3|V(G)| - 5$. By Mader's Theorem G' has a subgraph H homeomorphic to K_5 . Note that we must have $ab \in E(H)$, else H would be planar. Since H is homeomorphic to K_5 , contracting appropriate edges in $H - ab$ will result in $K_5 - e$, showing that $K_5 - e$ is a minor of G . \square

Corollary 2.3. *The only MMCAN graph is $K_5 - e$.*

Theorem 2.4. *The MMAN graphs are $K_5 - e$ and $K_{3,3} - e$*

Proof. First note that these two graphs are MMAN. Let G be AN and let ab be the edge that is added to form the nonplanar G' . By Kuratowski's theorem G'

contains a subdivision H of K_5 or $K_{3,3}$ and $ab \in E(H)$. By contracting edges, H gives $K_5 - e$ or $K_{3,3} - e$ as a minor of G . So G is MMAN only if it is one of these two. \square

3. INCOMPLETE PROPERTIES: MMIA, MMIE, AND MMIC GRAPHS

In this section we classify the MMIA, MMIE, and MMIC graphs. Note that each is a Kuratowski set since the corresponding ‘complete’ property is minor closed. For example, in the case of the IA graphs, suppose G is not IA and let H be a subgraph of G . Then for any $v \in V(H)$, $H - v$ is planar since it is a subgraph of the planar graph $G - v$. Similarly if G is not IA, let $H = G/f$ for some $f \in E(G)$. Then for any $v \in V(H)$, $H - v$ is planar since it is a minor of the planar graph $G - v$. This shows that the property *not* IA (also known as the completely apex property) is minor closed. Similar arguments show that not IE and not IC are also minor closed.

We next show there are exactly two MMIA graphs, $K_1 \sqcup K_5$ and $K_1 \sqcup K_{3,3}$. We begin by classifying the disconnected graphs.

Theorem 3.1. *If G is not connected and MMIA, then $G = K_1 \sqcup G_2$ where $G_2 \in \{K_5, K_{3,3}\}$.*

Proof. Let $G = G_1 \sqcup G_2$ and be MMIA. Consider the three cases i) both G_1, G_2 are planar, ii) both G_1, G_2 are nonplanar, iii) one of G_1 , or G_2 , is planar and the other is nonplanar.

Suppose both components are planar. Then for all $v \in V(G)$, $G - v$ would be planar as well. This contradicts G being IA.

Suppose both components are nonplanar. For $v \in V(G_1)$, the graph $G - v$ is nonplanar since G_2 has not changed. Then, $G - v$ is also IA because we can delete another vertex $w \in V(G_1)$, that again leaves a new, nonplanar graph. Having an IA minor, $G - v$, contradicts that G is MMIA, and is not possible.

So it must be that G is the disjoint union of both a nonplanar component, say G_2 , and a planar component, G_1 . Since G is MMIA, no proper minor of G is IA. Then, taking a proper minor of either G_1 or G_2 (and leaving the other unchanged) cannot result in an IA graph. However, if G_1 has at least two vertices, G will have a proper IA minor. So, G_1 must be a planar graph of at most one vertex, whose deletion leaves only the graph G_2 . Therefore, $G_1 = K_1$. Furthermore, G_2 must be nonplanar, so that G is indeed IA, and any minor of G_2 must be planar. So, $G = K_1 \sqcup G_2$ where $G_2 \in \{K_5, K_{3,3}\}$.

Therefore, if G is not connected and MMIA, then $G = K_1 \sqcup G_2$ where $G_2 \in \{K_5, K_{3,3}\}$. \square

Theorem 3.2. *There are no connected MMIA graphs.*

Proof. Suppose instead that G is a connected MMIA graph. Then there is a vertex, v , such that $G - v$ is nonplanar. However, since G is connected, v must have at least one edge, e . Since when deleting a vertex we also delete all of its edges, $G - e$ must be a proper, nonplanar minor of G . However, deleting $v \in V(G - e)$ is again nonplanar so that $G - e$ is IA. This contradicts the property that G is MMIA and therefore cannot happen. \square

Corollary 3.3. *There are two MMIA graphs: $K_1 \sqcup K_5$ and $K_1 \sqcup K_{3,3}$.*

Next we show there are five MMIE graphs. We begin with the disconnected examples. Note that if G has distinct edges e, e' such that $G - e, e'$ is nonplanar, then G is not MMIE. Indeed, $G - e$ is an IE proper minor.

Theorem 3.4. *If G is not connected and MMIE, then $G = K_2 \sqcup G_2$ where $G_2 \in \{K_5, K_{3,3}\}$.*

Proof. Let $G = G_1 \sqcup G_2$. If both G_1 and G_2 were planar, then G is not IE. In addition, G_1 and G_2 cannot both be nonplanar because then G would have a proper IE minor as in the proof for disconnected MMIA graphs. So, without loss of generality, G_1 will be planar and G_2 will be nonplanar.

The graph G_1 must then have one and only one edge. If G_1 has more than one edge, then $G - e$, where $e \in E(G_1)$, will be an IE graph as well, since we can still remove another edge in G_1 to obtain a nonplanar graph. This contradicts the MMIE property of G . In fact, no proper minor of G_1 can have an edge. So G_1 must be connected and therefore it is K_2 . In addition, G_2 must be MMNP. Otherwise, G_2 has a proper nonplanar minor. The corresponding minor of G would then be IE contradicting G is MMIE. So, $G_2 \in \{K_5, K_{3,3}\}$. Therefore, if G is not connected and MMIE, then $G = K_2 \sqcup G_2$ where $G_2 \in \{K_5, K_{3,3}\}$. \square

Recall that $G_1 \dot{\cup} G_2$ denotes the union of G_1 and G_2 with one vertex in common.

Theorem 3.5. *If G is connected, MMIE, and has a cut vertex, then $G = K_2 \dot{\cup} G_2$ where $G_2 \in \{K_5, K_{3,3}\}$.*

Proof. Let G be a connected MMIE graph such that $G - v = G_1 \sqcup G_2$. Let G'_i denote the induced subgraph on $V(G_i) \cup \{v\}$. If both G'_1 and G'_2 are nonplanar, then G would not be MMIE since, for example, there are two distinct edges $e, e' \in E(G'_2)$ such that $G - e, e'$ contains G'_1 and is therefore nonplanar. If both subgraphs were planar, then G would also be planar and therefore not MMIE. So one of G'_1 and G'_2 is nonplanar, say G'_1 , and the other, G'_2 , is planar.

Then G'_1 is, in fact, minor minimal nonplanar (MMNP). Otherwise, G'_1 has a proper nonplanar minor N . We can then take a proper minor H of G containing N . Since it contains N , H is nonplanar. If H is formed by deleting the cut vertex, then there's an edge $e \in E(G'_1)$, incident to the cut vertex, such that $G - e$ is nonplanar. Since removing e does not affect G'_2 , and since G is connected there must be an edge, $e' \in E(G'_2)$, such that $G - e, e'$ is nonplanar. But this contradicts that G is MMIE. If H is not formed by deleting the cut vertex, then G'_2 is a subgraph of H . Since G is connected, there must be at least one edge $e \in E(G'_2)$ and deleting it, we have N as a subgraph of $H - e$. However, this contradicts that G is MMIE since $H - e$ contains N and is therefore nonplanar.

The planar subgraph, G'_2 , must be K_2 . First note that as G is connected, G'_2 is as well. If there are two distinct edges $e_1, e_2 \in E(G'_2)$, then, since G'_1 is a subgraph of $G - e_1, e_2$, $G - e_1, e_2$ is nonplanar which contradicts G being MMIE. \square

Theorem 3.6. *If G is MMIE, then there is a unique edge e such that $G - e$ is nonplanar.*

Proof. Assume, for the sake of contradiction, that there are $e, e' \in E(G)$ such that $e \neq e'$ but $G - e$ and $G - e'$ are nonplanar. If $G - e$ is nonplanar, then there is a subgraph of $G - e$, H , with $e \notin E(H)$, that has a K_5 or $K_{3,3}$ minor. Likewise, if $G - e'$ is nonplanar, then it has a nonplanar subgraph H' with $e' \notin E(H')$. If

$H' = H$, then $e' = e$. Otherwise, $G - e, e'$ would be nonplanar, contradicting that G is MMIE. So $H' \neq H$. If $e \notin H'$, then $G - e, e'$ contains H' and will be nonplanar contradicting that G is MMIE.

So, $e \in H'$ and, similarly, $e' \in H$. If H and H' have empty intersection, then let $e_1, e_2 \in E(H')$. This means $G - e_1, e_2$ contains H and is nonplanar. This contradicts that G is MMIE. So, H and H' have nonempty intersection. If their intersection is nonplanar, then removing e and e' will not change this intersection, and G is not MMIE. If their intersection is planar, then there must be more than one edge in H' that is not in H besides e . But, if H' has more edges besides e that are not in H it would be possible to remove another edge, $f \neq e$, without changing H . This means that $G - f, e$ is nonplanar, and contradicts that G is MMIE.

Therefore, if G is MMIE, then there is a unique edge e such that $G - e$ is nonplanar. \square

Recall that a K-subgraph is one homeomorphic to K_5 or $K_{3,3}$.

Theorem 3.7. *If G is MMIE, then the edge e , such that $G - e$ is nonplanar, is not in a K-subgraph. Furthermore, $G - e$ is K_5 or $K_{3,3}$.*

Proof. Assume, for the sake of contradiction, that e is in a K-subgraph, H . Since no graph homeomorphic to K_5 or $K_{3,3}$ is IE, $G - e$ is planar unless $G - e$ contains some other K-subgraph, H' . However, if G contains two K-subgraphs, H and H' with empty intersection, then $G - e$ will leave H' unchanged. One could then remove a second edge, $f \in E(H)$, leaving H' unchanged so that $G - e, f$ nonplanar. This means that G cannot be MMIE since G would have an IE minor $G - e$. So, H and H' have non empty intersection.

But $H \neq H'$ since e cannot be an edge in the only K-subgraph, otherwise $G - e$ is planar. Next, observe that any proper subgraph of a K-subgraph is planar. This means that for the K-subgraph, H' , with $H \neq H'$, there must be an edge, $g \neq e$, with $g \in E(H')$ and $g \notin E(H)$. Then $G - g$ contains H and is nonplanar. This contradicts the uniqueness of the edge e and shows e is not in a K-subgraph.

Following the same argument as above, G cannot contain more than one K-subgraph. Indeed, if there were distinct K-subgraphs H and H' , then either the intersection is empty or it is not, and we achieve similar contradictions as in the previous argument. So, G contains exactly one K-subgraph.

Finally, the only possible K-subgraph contained in G , N , must contain all edges besides e . If not, then there is an edge $e' \neq e$ such that $G - e'$ is nonplanar. This contradicts the uniqueness of e . Also, the K-subgraph, N , in $G - e$, must be either K_5 or $K_{3,3}$. If not, then N would be a subdivision of either K_5 or $K_{3,3}$. But, then there is a proper minor, G' , of G , by contracting an edge, $e_1 \in E(N)$, which contains a K-subgraph as well. Provided e remains as an edge of G' , $G' - e$ is nonplanar, contradicting that G is minor minimal. On the other hand, if contracting e_1 removes e , then there must be another edge e_2 incident to e_1 , with $e_2 \in E(N)$, such that e is incident to both e_1 and e_2 . Since N is a subdivision of K_5 or $K_{3,3}$ and G/e_1 is nonplanar, e_1 and e_2 must be in a path of N formed by subdividing an edge of the underlying Kuratowski graph. Since e is incident to both e_1 and e_2 , there exists N' , another K-subgraph of G with $e \in E(N')$. This contradicts that there is only one K-subgraph of G .

So, if G is MMIE then it is made up of either K_5 or $K_{3,3}$ and an edge that is not in this K-subgraph. \square

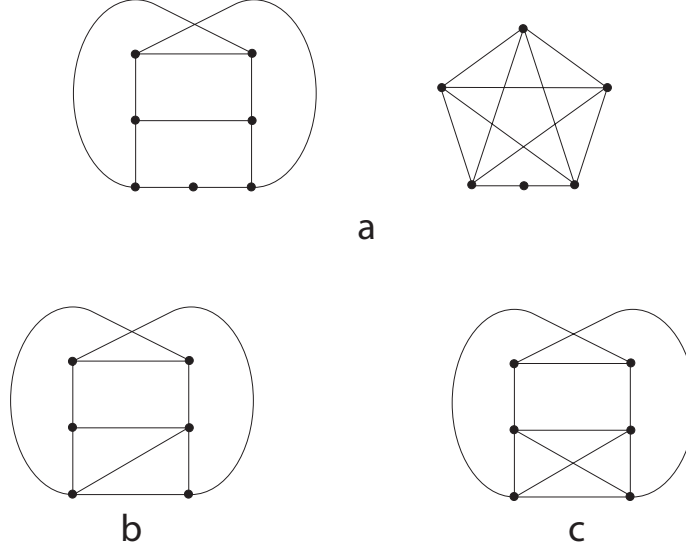


FIGURE 1. MMIE and MMIC graphs.

Aside from the disconnected and connectivity one examples above, a final way to add an edge to a K-subgraph is the graph $K_{3,3} + e$ of Figure 1b, formed by adding an edge to the bipartite graph $K_{3,3}$.

Corollary 3.8. *There are five MMIE graphs: $K_{3,3} + e$ and $K_2 \sqcup G_2$, $K_2 \dot{\cup} G_2$, where $G_2 \in \{K_5, K_{3,3}\}$.*

Let $\overline{K_5}$ (respectively $\overline{K_{3,3}}$) denote the graph obtained from K_5 (resp. $K_{3,3}$) by subdividing a single edge, as in Figure 1a. We denote as $K_{3,3} + 2e$ the graph given by adding two edges to $K_{3,3}$ as in Figure 1c.

Theorem 3.9. *There are seven MMIC graphs: $K_{3,3} + 2e$, $\overline{K_5}$, $K_2 \sqcup K$, or $K_2 \dot{\cup} K$ with $K \in \{K_5, K_{3,3}\}$.*

Proof. Observe that these seven graphs are MMIC. If G is MMIC and disconnected, then G is a $K_2 \sqcup K$ with K a Kuratowski graph. We omit the proof which is similar to that for MMIE. Note that the remaining five graphs are precisely the graphs that result when a vertex of a Kuratowski graph is split.

Suppose G is MMIC and connected. Then there is an edge e such that G/e is nonplanar. Since contracting an edge will not disconnect the graph, G/e is also connected and has a K-subgraph H . If H is not a Kuratowski graph, then it has $\overline{K_5}$ or $\overline{K_{3,3}}$ as a minor, contradicting G being minor minimal. Therefore, H is Kuratowski.

If $V(H) \neq V(G/e)$, then since G/e is connected, any vertex in G/e beyond those in H , along with one of its edges shows that G/e contains $K_2 \sqcup K$ or $K_2 \dot{\cup} K$, with K Kuratowski, contradicting G minor minimal. So, $V(H) = V(G/e)$.

Now G is obtained from G/e by a vertex split. The corresponding vertex split on H gives rise to a graph H' , which is one of the five graphs $K_{3,3} + 2e$, $\overline{K_5}$, or $K_2 \dot{\cup} K$. Since G is minor minimal, then $G = H'$ and is one of these five, hence one of the seven. \square

4. MMNA GRAPHS

In this section we describe several partial results toward a classification of the MMNA graphs with a focus on graph connectivity. In all, we describe 36 MMNA graphs including all those of connectivity at most one ($\kappa(G) \leq 1$). For graphs with $\kappa(G) = 2$, where $\{a, b\}$ is a 2-cut, we classify the MMNA graphs having $ab \in E(G)$ as well as those for which a component of $G - a, b$ is nonplanar. We also show that $\kappa(G) \leq 5$ for MMNA graphs, which is a sharp bound. Since the family of apex graphs is minor closed, the MMNA graphs are a Kuratowski set.

We first bound the minimum degree, $\delta(G)$, of an MMNA graph and then classify the examples with $\kappa(G) \leq 1$.

Theorem 4.1. *The minimum vertex degree in an MMNA graph is at least three.*

Proof. Let G be an MMNA graph. Suppose G has some vertex v of degree zero. Since G is MMNA and $G - v$ is a proper minor of G , there is a $w \in V(G)$ such that $G - v, w$ is planar. But the addition of a degree zero vertex to a planar graph is still planar, so $(G - v, w) + v = G - w$ is planar, which contradicts G MMNA.

Next suppose G has some vertex v of degree one. Since G is MMNA and $G - v$ is a proper minor of G , there is a $w \in V(G)$ such that $G - v, w$ is planar. But the addition of a degree one vertex (and its edge) to a planar graph is planar (since we can shrink down the edge incident to v), so $(G - v, w) + v = G - w$ is planar, which contradicts G MMNA.

Finally suppose G has some vertex v of degree two with edges e and f incident to v . Contracting e gives a proper minor G/e . Since G is MMNA, there is a $w \in V(G)$ such that $(G/e) - w$ is planar. But f remains as an edge in $(G/e) - w$ and subdividing it shows that $G - w$ is also planar, contradicting G MMNA. \square

Theorem 4.2. *The disconnected MMNA graphs are $K_5 \sqcup K_5$, $K_5 \sqcup K_{3,3}$, and $K_{3,3} \sqcup K_{3,3}$.*

Proof. First observe that these three graphs are all MMNA. On the other hand, if $G = G_1 \sqcup G_2$ is MMNA, both components must be nonplanar. Otherwise if G_1 is planar, then G_2 must be NA and is a proper minor of G , contradicting G MMNA. So each component G_i has a K_5 or $K_{3,3}$ minor and G has one of the three candidates as a minor. Since G is minor minimal, it must be one of the three candidates. \square

Theorem 4.3. *There are no MMNA graphs of connectivity one.*

Proof. Suppose instead G is MMNA with cut vertex a . Then $G - a = G_1 \sqcup G_2$. If both G_1 and G_2 are planar, then $G - a$ is planar, contradicting that G is NA. If both are nonplanar, then G has one of the disconnected MMNA graphs as a proper minor and is not minor minimal. So, one of G_1 and G_2 , say G_1 , is planar, and the other, G_2 , is not. Let G'_i denote the induced graph on $V(G_i) \cup \{a\}$. If G'_1 is nonplanar, then together with G_2 this gives one of the three disconnected MMNA graphs as a proper minor of G , contradicting G 's minor minimality. So G'_1 is planar. But then G'_2 must be NA, which again contradicts G being minor minimal. \square

We can also give an upper bound on the connectivity of an MMNA graph.

Theorem 4.4. *If G is MMNA, then $\kappa(G) \leq 5$.*

Proof. Suppose G is MMNA and $\kappa(G) \geq 6$. For the sake of contradiction, let D be the largest integer so that there are two vertices $a, b \in V(G)$ both of degree at least D . Note that D is defined. In fact, since $\kappa(G) \geq 6$, G has minimum degree at least six, so surely $D \geq 6$. We will argue that there are two vertices with degree at least $D+2$, contradicting our choice of D . Let $v = |V(G)|$ be the number of vertices of G . There will be $v-2$ vertices of degree at least 6 and two vertices of degree at least D . A lower bound on the number of edges of G is then $(6(v-2) + 2D)/2 = 3v - 6 + D$.

Since G is MMNA, we can form a planar graph by deleting an edge (to get a proper minor) and then an apex vertex, which is not adjacent to the deleted edge. For if it were adjacent to the edge, the vertex deletion would also remove the edge, making G apex, a contradiction.

After deleting an edge, $G - e$ has at least $3v - 7 + D$ edges. Next delete a vertex, $a \in V(G)$ of degree d . Then the lower bound on the number of edges in the resulting planar graph is $3v - 7 + D - d$. As this graph is planar on $v - 1$ vertices, an upper bound on the number of edges is $3(v - 1) - 6$, the number of edges in a triangulation. Thus $3v - 7 + D - d \leq 3(v - 1) - 6$ which implies $d \geq D + 2$.

This means a 's degree is at least $D + 2$. However, following the argument above, if we first delete an edge incident to a , we deduce that there is a second vertex b that is again of degree at least $D + 2$. This is a contradiction since D was assumed to be the maximum such that two vertices have degree at least D . Therefore, if $\kappa(G) \geq 6$, then G is not MMNA. \square

Note that K_6 is an MMNA graph of connectivity five, so the bound of the last theorem is sharp.

The remainder of this section deals with MMNA graphs of connectivity two. Let us fix some notation for this situation. For G MMNA with cut set $\{a, b\}$, we have $G - a, b = G_1 \sqcup G_2$. Let G'_i denote the induced subgraph on $V(G_i) \cup \{a, b\}$.

Theorem 4.5. *Let G be an MMNA graph where $\kappa(G) = 2$, with cut set $\{a, b\}$. If $G - a, b = G_1 \sqcup G_2$, then G_1 and G_2 are not both nonplanar.*

Proof. Let c_a be an apex of $G - a$. By the assumption that G is MMNA, $G - a, c_a$ is planar. If $c_a = b$, we are done because $G_1 \sqcup G_2 = G - a, b = G - a, c_a$, which would imply both G_1 and G_2 are planar.

Without loss of generality, assume $c_a \in V(G_1)$. Since none of the edges of G_2 are in G_1 and $a, c_a \notin V(G_2)$, it follows that G_2 is a subgraph of the planar graph $G - a, c_a$. Thus, G_2 is planar. \square

Theorem 4.6. *If G is MMNA and $\kappa(G) = 2$ such that $G - a, b = G_1 \sqcup G_2$, then, up to relabeling, $G_1 + a, G_1 + b$ are planar and $G_2 + a, G_2 + b$ are nonplanar.*

We prove this with two lemmas.

Lemma 4.7. *$G_1 + a$ and $G_2 + a$ can't both be planar.*

Proof. Let G be as described. Suppose both $G_1 + a$ and $G_2 + a$ are planar. Since G_1 and G_2 are otherwise disjoint, $G - b = (G_1 + a) \cup (G_2 + a)$ is the union of two planar graphs at only one vertex, with no new edges. Thus, $G - b$ is planar, which is a contradiction. So it can't be that both $G_1 + a$ and $G_2 + a$ are planar. A similar argument could be made for b . \square

Lemma 4.8. *$G_1 + a$ and $G_2 + b$ can't both be nonplanar (up to relabeling).*

Proof. Let G be as described. Suppose both $G_1 + a$ and $G_2 + b$ are nonplanar. Let e be an edge between a vertex in G_1 and the vertex b . Since G is MMNA, $G - e$ is apex. So there is a vertex v such that $(G - e) - v$ is planar. If $v = a$ then $G_2 + b$ is a subgraph of $(G - e) - v$, which is a contradiction since $G_2 + b$ is nonplanar. If $v \in V(G_1)$ then again $G_2 + b$ is a subgraph of $(G - e) - v$, which is a contradiction since $G_2 + b$ is nonplanar. If $v = b$ then $(G - e) - v = G - v$, which implies $(G - e) - v$ is nonplanar since G is NA, so this is a contradiction. If $v \in V(G_2)$ then $G_1 + a$ is a subgraph of $(G - e) - v$, which is a contradiction since $G_1 + a$ is nonplanar. Therefore there is no apex for $G - e$ which is a contradiction. So our assumption was wrong and one of $G_1 + a$ and $G_2 + b$ must be planar. \square

We can now prove Theorem 4.6.

Proof. (of Theorem 4.6) Let G be as described. By the first lemma we know that at least one of $G_1 + a$ and $G_2 + a$ must be nonplanar. Without loss of generality suppose $G_2 + a$ is nonplanar. Since $G_2 + a$ is nonplanar, we know that $G_1 + b$ must be planar by the second lemma. Since $G_1 + b$ is planar, by the first lemma we know that $G_2 + b$ is nonplanar. By the second lemma this implies that $G_1 + a$ must be planar. Therefore, up to relabeling, $G_1 + a$ and $G_1 + b$ are both planar, and $G_2 + a$ and $G_2 + b$ are both nonplanar. \square

Going forward, we adopt the convention suggested by Theorem 4.6 and label G_1 and G_2 such that $G_1 + a$, $G_1 + b$ are planar and $G_2 + a$, $G_2 + b$ are not. Let G be MMNA with cut set $\{a, b\}$. Our next goal is to classify such graphs in case ab is an edge of the graph.

Theorem 4.9. *If G is MMNA and $\kappa(G) = 2$ with cut set $\{a, b\}$ such that $ab \in E(G)$, then G'_1 and G'_2 are nonplanar.*

Proof. Let G'_i denote the induced subgraph on $V(G_i) \cup \{a, b\}$. By Theorem 4.6, G'_2 is nonplanar. For the sake of contradiction assume G'_1 is planar. Since G'_2 is a proper subgraph of G , there's a vertex $v \in V(G'_2)$ such that $G'_2 - v$ is planar. But this means $G - v$ is planar and contradicts that G is NA.

So if G is MMNA with cut set $a, b \in V(G)$ such that $ab \in E(G)$, then G'_1 and G'_2 are nonplanar. \square

Theorem 4.10. *If G is MMNA and $\kappa(G) = 2$ with cut set $\{a, b\}$ such that $ab \in E(G)$, then G_1 and G_2 are both planar.*

Proof. By Theorem 4.9, G'_1 is nonplanar. By Theorem 4.5, without loss of generality, G_1 is planar. Suppose G_2 is nonplanar. Then $G'_1 \sqcup G_2$ is a proper subgraph of G . Since G'_1 and G_2 are both nonplanar, then $G'_1 \sqcup G_2$ has a disconnected MMNA minor, contradicting that G is minor minimal. \square

Theorem 4.11. *If G is MMNA with cut set $\{a, b\}$ such that $ab \in E(G)$, then $G'_1 \in \{K_5, K_{3,3}\}$.*

Proof. First observe that for any $e \in E(G'_1)$, $G'_1 - e$ must be planar. Suppose instead that there is $e' \in E(G'_1)$ such that $G'_1 - e'$ is nonplanar. Since $G - e'$ is apex, there's a vertex $v \in V(G)$ such that $(G - e') - v$ is planar. However, $v \notin \{a, b\}$ since $G_2 + a$ and $G_2 + b$ are nonplanar by Theorem 4.6. If $v \in V(G_1)$, then G'_2 is a subgraph of $(G - e') - v$. By Theorem 4.9, since G'_2 is nonplanar, $(G - e') - v$ is also nonplanar. If $v \in V(G_2)$, then $G'_1 - e'$ is a subgraph of $(G - e') - v$, and

since $G'_1 - e'$ is nonplanar, $(G - e') - v$ is nonplanar. So we have a contradiction and deduce that for all $e \in E(G'_1)$, $G'_1 - e$ must be planar.

Since G'_1 is nonplanar by Theorem 4.9, and since $G'_1 - e$ is planar for all $e \in E(G'_1)$, it follows that G'_1 consists of a K-subgraph along with some number (possibly zero) of isolated vertices. However if G'_1 is anything other than K_5 or $K_{3,3}$, then G'_1 has a proper minor $N \in \{K_5, K_{3,3}\}$ formed by deleting isolated vertices or contracting edges in the K-subgraph. Then G has a proper minor G' such that N is a subgraph of G' . Since G is MMNA, there exists vertex $v \in V(G')$ that is an apex. Since N and G'_2 are subgraphs of G' and both N and G'_2 are nonplanar, we have that $v \in V(N) \cap V(G'_2) \subset \{a, b\}$. However $G'_2 - a = G'_2 + b$ and $G'_2 - b = G'_2 + a$ are both nonplanar (Theorem 4.6) and therefore G has a proper NA minor. This contradicts G minor minimal.

So if G is MMNA with cut set $\{a, b\}$ such that $ab \in E(G)$, then $G'_1 \in \{K_5, K_{3,3}\}$. \square

Theorem 4.12. *If G is MMNA with cut set $\{a, b\}$ such that $ab \in E(G)$, then there is a vertex $c \in V(G_2)$ such that every a - b -path in $G'_2 - ab$ passes through c .*

Proof. Assume for the sake of contradiction that there is no such vertex c . Since G is MMNA, $G - ab$ must have some apex v . If $v \in \{a, b\}$, then $(G - ab) - v = G - v$. This would mean that G has an apex, and contradicts that G is NA. If $v \in V(G_1)$, then $(G - ab) - v$ is nonplanar as it contains $G_2 + a$, which is nonplanar by Theorem 4.6. So it must be that $v \in V(G_2)$. Then $G'_1 - ab$ is a subgraph of $(G - ab) - v$. Note that, $G'_1 - ab \in \{K_5 - e, K_{3,3} - e\}$ since $G'_1 \in \{K_5, K_{3,3}\}$ by Theorem 4.11.

Since there is no c vertex as described in the statement of the theorem, there remains an a - b -path in $(G'_2 - ab) - v$. Together with $G'_1 - ab$ this constitutes a nonplanar subgraph of $(G - ab) - v$ contradicting the definition of v as an apex for $G - ab$. Thus, if G is MMNA with $ab \in E(G)$, then there is a vertex c such that every a - b -path of $G'_2 - ab$ passes through c . \square

Theorem 4.13. *Let G be MMNA with cut set $\{a, b\}$ and $ab \in E(G)$ and let $c \in V(G_2)$ be such that every a - b -path of $G'_2 - ab$ passes through c . Then $\{a, c\}$ and $\{b, c\}$ are also cut sets.*

Proof. First we show there exists some $v_2 \in V(G_2)$ such that $v_2 \neq c$, but v_2 is adjacent to a . Suppose instead that c is the only vertex in G_2 adjacent to a . Since G_2 is planar by Theorem 4.10, and since $G_2 + a$ has only one more edge than G_2 , $G_2 + a$ is also planar. However this contradicts Theorem 4.6 where $G_2 + a$ is shown to be nonplanar.

So let v_2 be a vertex of G_2 that is adjacent to a , but is not c and take $v_1 \in V(G_1)$. We demonstrate there is no v_1 - v_2 -path in $G - a, c$. Since any path from a vertex in G_1 to a vertex in G_2 must pass through a or b by assumption, the supposed path from v_1 to v_2 must pass through b , since a has been deleted. However, there cannot be a path from b to v_2 that does not pass through c . Otherwise we would be able to find a path from b to v_2 and finally to a without passing through c , violating our assumption on c . We conclude that $G - a, c$ is disconnected. By an analogous argument, $\{b, c\}$ is also a cut set for G . \square

In order to classify connectivity two MMNA graphs with $ab \in E(G)$, we need to describe G'_1 in case $ab \notin E(G)$.

Theorem 4.14. *If G is MMNA with cut set $\{a, b\}$ such that $ab \notin E(G)$, then $G'_1 \in \{K_5 - e, K_{3,3} - e, K_{3,3}\}$ and $G'_1 + ab$ is nonplanar.*

Proof. Let $G - a, b = G_1 \sqcup G_2$ and let G'_i denote the subgraph induced by vertices $V(G_i) \cup \{a, b\}$. If G'_1 is nonplanar, then G'_1 has a K-subgraph N . Form a new graph, H , by replacing G'_1 with N . It is clear that $a, b \in V(N)$ because if not, then G contains two disjoint K-subgraphs ($G_2 + a$ and $G_2 + b$ are nonplanar, Theorem 4.6) and therefore has a proper MMNA minor.

We can see that H is NA. Take $v \in V(H)$. If $v \in V(N - a, b)$, then $G_2 + a$ is a subgraph of $H - v$ so $H - v$ is nonplanar. If $v \in V(G_2)$, then N is a subgraph of $H - v$ so $H - v$ is nonplanar. And if $v \in \{a, b\}$, then either $G_2 + a$ or $G_2 + b$ is a subgraph of $H - v$ and therefore $H - v$ is nonplanar. Thus, H is NA. Since G is minor minimal, $G'_1 = H$. As G is MMNA it has no degree two vertices and since $ab \notin E(G)$ $G'_1 = K_{3,3}$ in this case.

Suppose next that G'_1 is planar. Assume for the sake of contradiction $G'_1 + ab$ is planar and replace G'_1 with the edge ab to form a new graph H' . Equivalently, $H' = G'_2 + ab$. We observe that for every $v \in V(H')$, $H' - v$ is nonplanar. If $v \in \{a, b\}$, then $G_2 + a$ or $G_2 + b$ is a subgraph of $H' - v$, which is then nonplanar. On the other hand if $v \in V(G_2)$, then since G is NA, $G - v$ has a K-subgraph M . However if $|\{a, b\} \cap V(M)| < 2$, then since G'_1 is planar, M lies wholly in G'_2 and we may delete G_1 without changing M . That is, M is a subgraph of $H' - v$. If $|\{a, b\} \cap V(M)| = 2$, then by Lemma 1.8 a and b are vertices in a path of M . Since $G'_1 + ab$ is planar, we may replace G'_1 by ab to create a new K-subgraph, B in $H' - v$. Therefore H' is NA. However as H' is a proper minor of G , this is a contradiction. We conclude $G'_1 + ab$ is nonplanar.

Finally, observe that $G'_1 + ab$ is a K-subgraph. Otherwise, we may replace it with a K-subgraph contained in $G'_1 + ab$ to get a proper minor of G that is NA. Since an MMNA graph cannot have vertices of degree 2 or less, $G'_1 + ab \in \{K_5, K_{3,3}\}$.

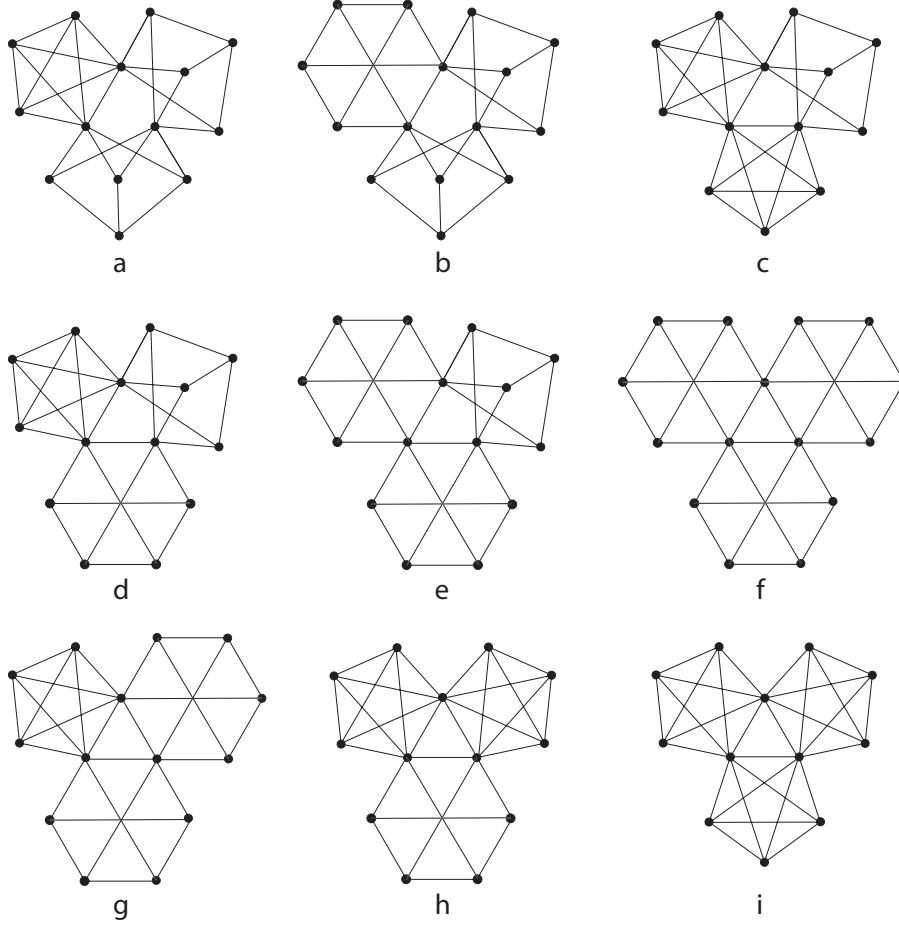
This shows if G is MMNA with cut set $\{a, b\}$ such that $ab \notin E(G)$, then we have $G'_1 \in \{K_5 - e, K_{3,3} - e, K_{3,3}\}$. \square

Theorem 4.15. *If G is MMNA, $\kappa(G) = 2$ with cut set $\{a, b\}$, and $ab \in E(G)$, then G is one of nine graphs shown in Figure 2.*

Proof. It is straightforward to verify that the nine graphs are MMNA. Let G be MMNA, $\kappa(G) = 2$ with cut set $\{a, b\}$, and $ab \in E(G)$. By Theorems 4.12 and 4.13, there exists a vertex c such that $\{a, c\}$ and $\{b, c\}$ are also 2-cuts for G . Let H'_1 play the role of G'_1 for the $\{a, c\}$ cut set. That is, $G - a, c = H_1 \sqcup J_1$ with $H_1 + a$ and $H_1 + c$ planar (see Theorem 4.6). Similarly, let H'_2 be the G'_1 for the $\{b, c\}$ cut set. By Theorem 4.11, $G'_1 \in \{K_{3,3}, K_5\}$ and by that theorem and Theorem 4.14, $H'_i \in \{K_{3,3}, K_{3,3} - e, K_5, K_5 - e\}$.

Note that, if H'_1 is $K_{3,3} - e$ or $K_5 - e$, then $G - b$ is planar and similarly for H'_2 . Thus, $H'_1, H'_2 \in \{K_{3,3}, K_5\}$. There are three cases depending on whether $ac, bc \in E(G)$ or not.

First suppose that ab is the only one of ab, bc , and ac present in the graph. As above, G'_1, H'_1 and H'_2 are each either $K_{3,3}$ or K_5 . However, by Theorem 4.14, this means $H'_1 = H'_2 = K_{3,3}$. So, there are exactly two graphs (Graphs a and b in Figure 2) of this type, depending on whether G'_1 is K_5 or $K_{3,3}$.

FIGURE 2. The nine MMNA graphs with $ab \in E(G)$.

Next suppose that exactly one of ac and bc , say ac , is in the graph. As in the previous case H'_2 must be $K_{3,3}$. There are three graphs (Graphs c, d, and e of Figure 2) of this type as $\{G'_1, H'_1\}$ is either $\{K_5, K_5\}$, $\{K_5, K_{3,3}\}$, or $\{K_{3,3}, K_{3,3}\}$.

Finally, suppose all three edges ab , ac and bc are in the graph. Then, as above, G'_1 , H'_1 , and H'_2 are each either $K_{3,3}$, or K_5 . There are four graphs of this type, shown as Graphs f through i of Figure 2. For example, such a graph has between zero and three K_5 's.

This shows that the nine graphs of Figure 2 are the graphs where G is MMNA, $\kappa(G) = 2$ with cut set $\{a, b\}$, and $ab \in E(G)$. \square

Henceforth, we can assume $ab \notin E(G)$. By Theorem 4.14, this means $G'_1 \in \{K_5 - e, K_{3,3} - e, K_{3,3}\}$. We will say that G is a **bowtie** if the neighborhood of a, b in G'_2 is as shown in Figure 3a. That is, a and b have degree two in G'_2 and c has degree four. Although d (respectively, e) has additional neighbors in G'_2 beside $\{a, c\}$ (resp., $\{b, c\}$), $de \notin E(G'_2)$.

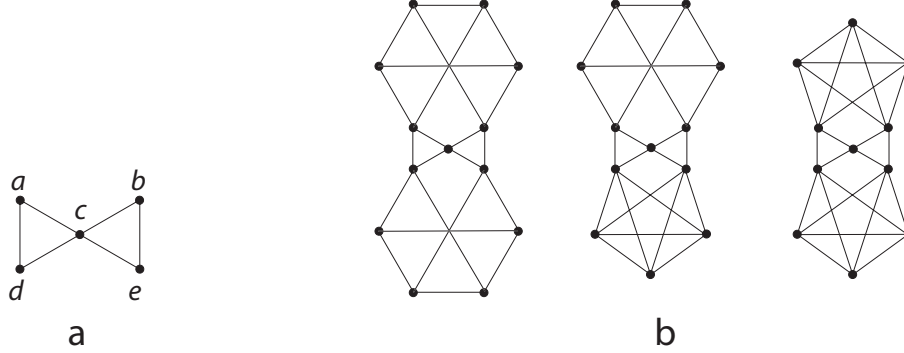


FIGURE 3. Bowtie graphs.

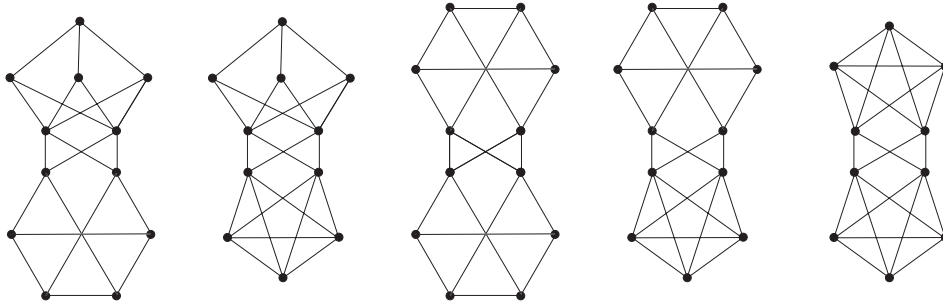
Theorem 4.16. *If G is a bowtie MMNA graph, then G is one of the three graphs shown in Figure 3b.*

Proof. It is straightforward to verify that the three graphs in the figure are MMNA. Let G be a bowtie MMNA graph. Then, referring to Figure 3, $\{d, e\}$ is a cut set as well. Let H'_1 be ‘the G'_1 ’ for the $\{d, e\}$ cut set. By Theorem 4.14, G'_1 and H'_1 are both drawn from $\{K_{3,3}, K_{3,3} - e, K_5 - e\}$.

We will argue that neither is $K_{3,3}$. For the sake of contradiction, assume instead $G'_1 = K_{3,3}$. Notice G'_1 and G_2 are disjoint, and nonplanar. So, G has a proper NA minor, $G'_1 \sqcup G_2$, which contradicts that G is to be minor minimal.

So, G'_1 and H'_1 are both in $\{K_{3,3} - e, K_5 - e\}$ where ab is the missing edge, e and the only possibilities are the three graphs shown in Figure 3b. \square

Let G be MMNA with cut set $\{a, b\}$ such that $ab \notin E(G)$. We say G is of $(2, 2, c)$ **type** if, in G'_2 , a and b are of degree two and have c common neighbors. For example, a bowtie graph is $(2, 2, 1)$ type.

FIGURE 4. Graphs of type $(2, 2, 2)$.

Theorem 4.17. *If G is MMNA and of $(2, 2, 2)$ type, then G is one of the five graphs shown in Figure 4.*

Proof. It is straightforward to verify that the five graphs are MMNA. Let G be MMNA with cut set $\{a, b\}$ and of $(2, 2, 2)$ type. Let $\{c, d\}$ be the common neighbors

of a and b in G'_2 . Note that $cd \notin E(G)$ as otherwise, G must be one of the nine graphs of Theorem 4.15 and none of those are $(2, 2, 2)$ type.

By Theorem 4.14, and using symmetry, $G'_1, G_2 \in \{K_{3,3}, K_{3,3} - e, K_5 - e\}$. However, they cannot both be $K_{3,3}$ as otherwise $G'_1 \sqcup G_2$ is a proper NA subgraph, which contradicts that G is minor minimal. So at most one of the subgraphs can be $K_{3,3}$. This leaves the five possibilities shown in Figure 4. \square

Theorem 4.18. *Suppose G is MMNA and of connectivity two with $G'_1 \in \{K_5 - e, K_{3,3} - e\}$. Then there is no vertex, other than a and b , common to all a - b -paths in G'_2 .*

Proof. Assume, for the sake of contradiction, that $G'_1 \in \{K_5 - e, K_{3,3} - e\}$ and there's a vertex $c \in V(G_2)$ that lies on every a - b -path in G'_2 . Then, as in Theorem 4.13, $\{a, c\}$ and $\{b, c\}$ are 2-cuts for G , and as in the proof of Theorem 4.15 we can define H'_1 as “the G'_1 for the $\{a, c\}$ cut” and similarly H'_2 for the $\{b, c\}$ cut and, by Theorems 4.11 and 4.14 both H'_1 and H'_2 are drawn from $\{K_5, K_{3,3}, K_5 - e, K_{3,3} - e\}$. Then $G - c$ is planar, contradicting that G is NA.

Therefore, if G is MMNA, of connectivity 2 with $G'_1 \in \{K_5 - e, K_{3,3} - e\}$, then there is no vertex, other than a and b , common to all a - b -paths in G'_2 . \square

Theorem 4.19. *Let G be MMNA with $\kappa(G) = 2$ and $ab \notin E(G)$ where $\{a, b\}$ is a 2-cut. If G_2 is nonplanar, then there are independent a - b -paths in G'_2 .*

Proof. By Theorem 4.14, $G'_1 \in \{K_5 - e, K_{3,3}, K_{3,3} - e\}$. However, if $G'_1 = K_{3,3}$ then, together with G_2 , this constitutes a pair of disjoint K -subgraphs, which would mean G has a proper disconnected NA minor, a contradiction. So $G'_1 \in \{K_5 - e, K_{3,3} - e\}$ and we can apply Menger's theorem and Theorem 4.18. \square

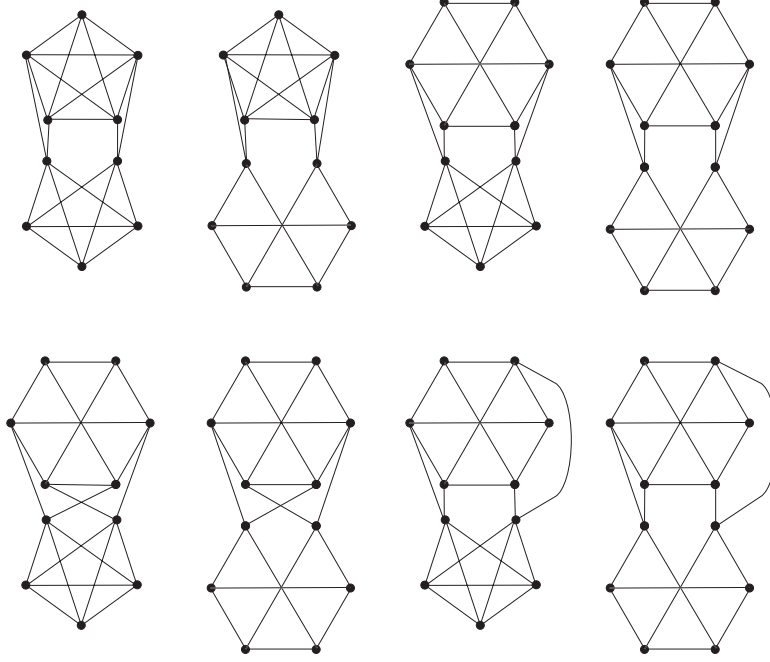
Theorem 4.20. *If G is MMNA of $(2, 2, 0)$ type and $G_2 \in \{K_5, K_{3,3}\}$, then G is one of the eight graphs in Figure 5.*

Proof. Notice that the eight graphs in the figure are MMNA. Suppose G is MMNA of $(2, 2, 0)$ type with G_2 a Kuratowski graph. By Theorem 4.14, $G'_1 \in \{K_5 - e, K_{3,3}, K_{3,3} - e\}$. However, G'_1 cannot be $K_{3,3}$ because then, together with G_2 it forms a disconnected MMNA minor of G . We continue by examining the ways to construct G'_2 .

To construct G'_2 we consider how to add the vertices a and b to G_2 . Let a have neighbors $v_1, v_2 \in V(G_2)$ and let $v_3, v_4 \in V(G_2)$ be the neighbors of b . Since G is $(2, 2, 0)$ $\{v_1, v_2\} \cup \{v_3, v_4\} = \emptyset$. Up to symmetry, there is only one way to attach a and b to K_5 . This gives two of the graphs in the figure as G'_1 is either $K_5 - e$ or $K_{3,3} - e$.

In $K_{3,3}$ the vertices are split into two parts A and B , each of three vertices. Then the four vertices v_i , $i = 1, \dots, 4$ are either divided with two in each part, or else with three in one part and the fourth in the other. In the first case, there are two subcases: either $\{v_1, v_2\} \subset A$ (and $\{v_3, v_4\} \subset B$) or else $|\{v_1, v_2\} \cap A| = |\{v_1, v_2\} \cap B| = 1$ (and similarly for $\{v_3, v_4\}$). These three choices for G'_2 along with the two choices for G'_1 , either $K_5 - e$ or $K_{3,3} - e$, account for the remaining six graphs in Figure 5. \square

Theorem 4.21. *If G is MMNA of $(2, 2, 1)$ type and $G_2 \in \{K_5, K_{3,3}\}$, then G is one of the eight graphs of Figure 6.*

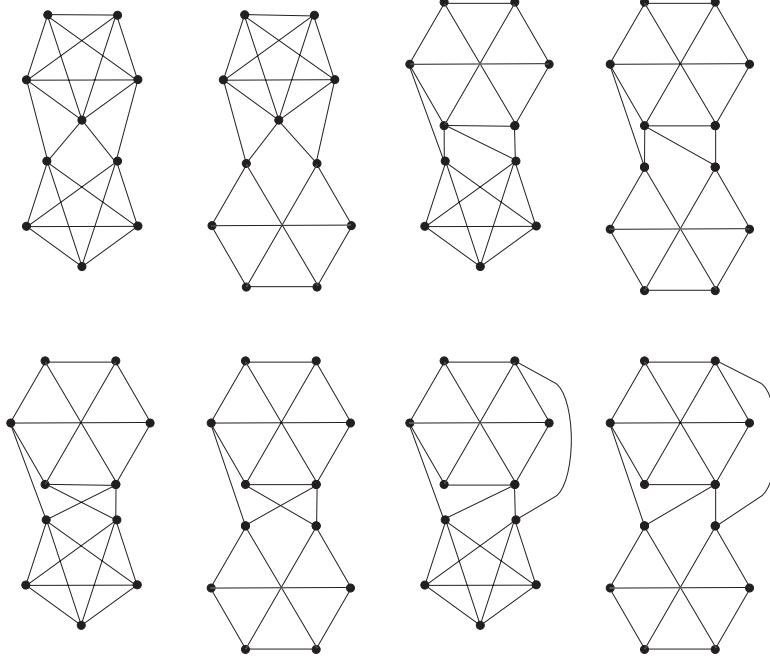
FIGURE 5. Graphs of type $(2, 2, 0)$.

Proof. The proof is similar to that for $(2, 2, 0)$ type. If G_2 is a Kuratowski graph, then G'_1 cannot be $K_{3,3}$ as that would result in a proper NA minor. So $G'_1 \in \{K_5 - e, K_{3,3} - e\}$. If $G_2 = K_5$, up to symmetry there's only one way to form G'_2 and this gives two graphs in the figure as G'_1 is either $K_5 - e$ or $K_{3,3} - e$.

If $G_2 = K_{3,3}$, there are three ways to form G'_2 . Together, a and b have three neighbors in G_2 which can either all lie in one part or else be split with a single vertex in one part and the remaining two in the other. In this second case, there are two further subcases since the vertex that is alone in its part can either be the common neighbor or not. Together with these three choices for G'_2 , there are two choices for G'_1 , either $K_5 - e$ or $K_{3,3} - e$. This gives the remaining six graphs of Figure 6 \square

We conclude this section with a classification of the MMNA graphs of connectivity two, with 2-cut $\{a, b\}$, such that $G - a, b$ has a nonplanar component. By Theorem 4.10 we must have $ab \notin E(G)$, and by Theorem 4.6, G_1 is planar. In other words, if there is a nonplanar component, it must be G_2 . So far, we have constructed 21 graphs with nonplanar G_2 , the three bowtie graphs of Theorem 4.16, two of the $(2, 2, 2)$ graphs (the two to the left of Figure 4), and eight each of $(2, 2, 0)$ type (Theorem 4.20) and $(2, 2, 1)$ type (Theorem 4.21). This is in fact a complete listing of the graphs with G_2 nonplanar as we now show.

Theorem 4.22. *Let G be MMNA with $\kappa(G) = 2$ and 2-cut $\{a, b\}$ such that $G - a, b$ has a nonplanar component. Then G is of $(2, 2, c)$ type with $c = 0, 1$, or 2 and appears in one of Figures 3b, 4, 5, or 6.*

FIGURE 6. Graphs of type $(2, 2, 1)$.

Proof. Assume the hypothesis. As remarked above, if $\{a, b\}$ is a 2-cut, this implies $ab \notin E(G)$ and G_2 is nonplanar. Let H_2 be a K-subgraph of G_2 . Since $ab \notin E(G)$, combining Theorem 4.14 and Theorem 4.2, we have $G'_1 \in \{K_5 - e, K_{3,3} - e\}$. By Theorem 4.19 there are independent a - b -paths in G'_2 , call them P_1 and P_2 . Since, by Theorem 4.14, $G'_1 + ab$ is nonplanar, P_1 and P_2 each have vertices in common with H_2 . (Otherwise, G has disjoint nonplanar subgraphs and therefore a disconnected NA minor, by Theorem 4.2, contradicting G being minor minimal.) By contracting edges if necessary, we have a minor of G for which the vertices of P_i are a, a_i, \dots, b_i, b with $a_i, b_i \in V(H_2)$, $i = 1, 2$. Then there are several cases that correspond to $(2, 2, c)$ type where $c = 0, 1, 2$.

Suppose first that $a_1 = b_1$ and $a_2 = b_2$ so that G is of $(2, 2, 2)$ type. By contracting edges in H_2 if needed, we recognize that G has one of the five graphs of Theorem 4.17 as a minor. Since G is MMNA, G is one of these five graphs and since G_2 is nonplanar, G must be one of the two graphs with $G_2 = K_{3,3}$ (i.e., the two to the left of Figure 4). In other words G is of $(2, 2, 2)$ type and appears in one of the figures, as required.

The rest of the argument is a little technical and we introduce some notation to simplify the exposition. The K-subgraph H_2 is a subdivision of K_5 or $K_{3,3}$ and, along with vertices of degree two, has five or six vertices of higher degree that we will call **branch vertices**. Corresponding to the edges of K_5 or $K_{3,3}$, the branch vertices are connected by paths that we call **2-paths** whose internal vertices are all of degree two.

To continue the argument, suppose next that, say, $a_1 = b_1$, but $a_2 \neq b_2$. By contracting edges in H_2 if necessary, we can arrange that at least two of the three

vertices a_1 , a_2 , and b_2 become branch vertices. of the K -subgraph. If all three can be made branch vertices, then, by further edge contractions, if necessary, we see that one of the eight $(2, 2, 1)$ graphs of Theorem 4.21 is a minor of G . Since G is MMNA, this means G is one of the $(2, 2, 1)$ graphs with $G_2 \in \{K_5, K_{3,3}\}$ appearing in Figure 6, as required. If not, we can assume that it is a_1 that remains as a degree two vertex of H_2 . For, if it is a_2 or b_2 that remains, we can contract edges to make $a_2 = b_2$ and return to the previous case. With a_1 as a degree two vertex in G_2 , we recognize that, perhaps by further edge contractions, G has a bowtie graph as a minor. Since G is MMNA, G is a bowtie graph. That is G is of $(2, 2, 1)$ type and appears in Figure 3b, as required.

Finally, suppose $a_1 \neq b_1$ and $a_2 \neq b_2$. If all four can be made distinct branch vertices by edge contractions in H_2 , then G has a $(2, 2, 0)$ minor, so G is a $(2, 2, 0)$ graph with $G_2 \in \{K_5, K_{3,3}\}$ appearing in Figure 5, as required.

Next, suppose at most three can be made into branch vertices and, without loss of generality, suppose it's a_1 that remains as a degree two vertex in H_2 . This means a_1 lies on a 2-path between two of b_1 , a_2 , and b_2 . If the path ends at b_1 , by further edge contractions in H_2 , we can realize $a_1 = b_1$ as a branch vertex and return to an earlier case. So, we can assume that a_1 is on a 2-path between a_2 and b_2 . Use the part of the 2-path between a_1 and b_2 to form a new a - b -path P'_1 (i.e., $a'_1 = a_1$ and $b'_1 = b_2$) and use a path in H_2 between the branch vertices a_2 and b_1 that avoids the branch vertex b_2 to construct an independent a - b -path P'_2 (i.e., P'_2 has $a'_2 = a_2$ and $b'_2 = b_1$). Now we can contract edges in P'_1 to identify $a'_1 = a_1$ and $b'_1 = b_2$ to return to the earlier case where $a_1 = b_1$. This completes the argument when at most three of the vertices can be moved to branch vertices.

Finally, suppose that at most two of the vertices can be made into branch vertices of H_2 by contracting edges, if needed. There are two subcases. If a_1 and b_1 are the branch vertices, then a_2 and b_2 are degree two vertices on a 2-path between a_1 and b_1 . Here we can further contract edges in H_2 to identify a_2 and b_2 , which returns us to an earlier case. In the second subcase, without loss of generality, it is a_1 and a_2 that are the branch vertices of H_2 . Assuming we can not easily contract edges to identify a_1 and b_1 or a_2 and b_2 , it must be that the 2-path from a_1 to a_2 passes first through b_2 and then through b_1 . In this case, we replace P_1 and P_2 by the independent paths P'_1 which uses the 2-path from a_1 to b_2 (so $a'_1 = a_1$ and $b'_1 = b_2$), and P'_2 which uses the 2-path from a_2 to b_1 (then $a'_2 = a_2$ and $b'_2 = b_1$). By further edge contractions, we return to our first case where $a_1 = b_1$ and $a_2 = b_2$. \square

Together, the three bowtie graphs and the eight of Figure 6 give eleven MMNA graphs of $(2, 2, 1)$ type. In total we have found three disconnected MMNA graphs, nine where $ab \in E(G)$, as well as eight, eleven, and five, respectively when G is of type $(2, 2, c)$ for $c = 0, 1, 2$, respectively. This gives a total of 36 MMNA graphs.

5. MMNE AND MMNC GRAPHS

In this section we classify MMNE and MMNC graphs of connectivity, $\kappa(G)$, at most one. For MMNE graphs we also show $\kappa(G) \leq 5$ and determine the graphs with $\kappa(G) = 2$ and minimum degree at least three. We conclude the section by describing a computer search that found 55 MMNE and 82 MMNC graphs.

We begin by observing that the MMNE and MMNC graphs are not Kuratowski sets as the opposite properties are not minor closed. Recall that NE is an abbreviation for not edge apex. The opposite property is **edge apex** meaning there's an

$e \in E(G)$ so that $G - e$ is planar. We call such an edge an **apex (edge)**. Similarly, the opposite of NC is **contraction apex** meaning there's an edge e such that G/e is planar. We call e a **contraction apex**.

Theorem 5.1. *Deleting an edge of an edge apex graph results in an edge apex graph. Contracting an edge of an edge apex graph results in an edge apex graph unless the edge that is contracted is the only apex edge.*

Proof. Suppose that G is edge apex, so it contains an edge e such that $G - e$ is planar. Let G' be the results of deleting some edge f in G . If $f \neq e$, consider $G' - e$ and note that $G' - e = G - e, f$ which is a minor of $G - e$. Graph $G - e$ is planar, so $G' - e$ is also planar, and e is an apex for G' , which is therefore edge apex. Otherwise, if $f = e$, then G' would be planar and so would also be edge apex.

Now suppose that G contains at least two edges e_1 and e_2 ($e_1 \neq e_2$) such that both $G - e_1$ and $G - e_2$ are planar. Let f be an arbitrary edge in G and let G'' be the result of contracting edge f in G . Without loss of generality, suppose that $f \neq e_1$. Consider the graph $G'' - e_1$, where if e_1 is incident to f in G then e_1 is incident to the vertex formed by contracting f in G'' . Note that this graph $G'' - e_1$ is a minor of $G - e_1$. But $G - e_1$ is planar, and since planarity is closed under taking minors, the graph $G'' - e_1$ is planar. So edge e_1 is an edge-apex of G'' . \square

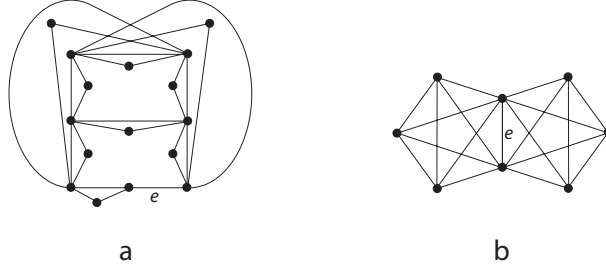


FIGURE 7. Examples showing MMNE and MMNC are not Kuratowski sets.

Theorem 5.2. *The set of graphs that are edge apex is not closed under taking minors.*

Proof. Let G be the graph of Figure 7a, essentially a $K_{3,3}$ with all but one edge replaced a triangle, the final edge being subdivided into a further triangle and edge e . This graph is edge apex with e as the unique apex. However, G/e is $K_{3,3}$ with every edge replaced by a triangle. So, G/e is not edge apex. \square

Theorem 5.3. *Contracting an edge of a contraction apex graph results in a contraction apex graph. Deleting an edge of a contraction apex graph results in a contraction apex graph unless the edge that is deleted is the only contraction apex*

Proof. Suppose that G is contraction apex, so it contains an edge e such that G/e is planar. Let G' be the result of contracting some edge f in G . If $f \neq e$, consider G'/e and note that $G'/e = G/e, f$ which is a minor of G/e . Graph G/e is planar, so G'/e is also planar, and e is a contraction apex for G' , which is therefore a

contraction apex graph. Otherwise, if $f = e$, then G' would be planar and so would also be contraction apex.

Now suppose that G contains at least two edges e_1 and e_2 ($e_1 \neq e_2$) such that both G/e_1 and G/e_2 are planar. Let f be an arbitrary edge in G and let G'' be the result of deleting edge f in G . Without loss of generality, suppose that $f \neq e_1$. Consider the graph G''/e_1 and note that it is a minor of G/e_1 . But G/e_1 is planar, and since planarity is closed under taking minors, the graph G''/e_1 is planar. So edge e_1 is a contraction apex of G'' . \square

Theorem 5.4. *The set of graphs that are contraction apex is not closed under taking minors.*

Proof. Define the graph G as two copies of K_5 that share a common edge e (see Figure 7b). We show that G is contraction apex, but has a minor that is NC. Indeed, contracting the common edge, $G/e = K_4 \dot{\cup} K_4$, which is planar. Note that this is the unique contraction apex of G .

Now define the subgraph G' as $G - e$. Label the two subgraphs isomorphic to $K_5 - e$ as G_1 and G_2 . Without loss of generality, suppose we contract an edge f in G_2 . Notice that we are left with $G_1 = K_5 - e$, and a path through G_2 that connects the two degree three vertices of G_1 . Thus, G'/f has a subgraph homeomorphic to K_5 and is nonplanar. By symmetry, whatever edge $f \in E(G')$ we choose, G'/f is nonplanar. Thus G' is NC. \square

We next classify the disconnected and connectivity one MMNE and MMNC graphs, which turn out to be the same sets.

Theorem 5.5. *The disconnected MMNE graphs are $K_5 \sqcup K_5$, $K_5 \sqcup K_{3,3}$, and $K_{3,3} \sqcup K_{3,3}$.*

Proof. First observe that these three graphs are MMNE. Let G be MMNE and disconnected. Suppose one of G_1, G_2 is planar, say G_1 . Then let $e_1 \in E(G_1)$, and note that $G - e_1$ is not NE and nonplanar. Let e_2 be the edge whose removal from $G - e_1$ gives a planar graph. Since G_1 is planar, it must be that e_2 is in $E(G_2)$. But, since G_1 is planar, this means that removing e_2 from G gives the disconnected union of the planar G_1 and a planar minor of G_2 . So, this graph, $G - e_2$, is planar, which is a contradiction since G is NE. So it must be that G_1 and G_2 are both nonplanar. Thus one of the graphs generated by $G_1 \sqcup G_2$ where $G_1, G_2 \in \{K_5, K_{3,3}\}$ must be a minor of G . Since G is minor minimal, G must be one of these three graphs. \square

Theorem 5.6. *The disconnected MMNC graphs are $K_5 \sqcup K_5$, $K_5 \sqcup K_{3,3}$, and $K_{3,3} \sqcup K_{3,3}$.*

Proof. First observe that these three graphs are MMNC. Let G be MMNC and disconnected. Suppose one of G_1, G_2 is planar, say G_1 . Then let $e_1 \in E(G_1)$, and note that $G - e_1$ is not NC and nonplanar. Then there is an edge $e_2 \in E(G - e_1)$ such that $(G - e_1)/e_2$ is planar. Since G_1 is planar, it must be that e_2 is in $E(G_2)$. But, since G_1 is planar, this means that contracting e_2 in G gives the disconnected union of the planar G_1 and a planar minor of G_2 . This graph G/e_2 is planar, which is a contradiction since G is NC. So it must be that G_1 and G_2 are both nonplanar. Then one of the graphs $G = G_1 \sqcup G_2$ with $G_i \in \{K_5, K_{3,3}\}$ is a minor of G . Since G is minor minimal, it is one of those three graphs. \square

Corollary 5.7. *Let G be disconnected. The following are equivalent: G is MMNA; G is MMNE; G is MMNC.*

Recall that $G_1 \dot{\cup} G_2$ is the union of G_1 and G_2 with one vertex identified.

Theorem 5.8. *If G is MMNE and $\kappa(G) = 1$ then $G = G_1 \dot{\cup} G_2$ where $G_1, G_2 \in \{K_5, K_{3,3}\}$, and they share exactly one vertex.*

Proof. First observe that these three graphs are MMNE. Let $G = G_1 \dot{\cup} G_2$ and suppose for the sake of contradiction that one of G_1 and G_2 , say G_1 , is planar. Let e be an edge of G_1 . Then $G - e$ is not NE and nonplanar. Let f be the edge apex of $G - e$. Since G_1 is planar, f must lie in $E(G_2)$. Since $G_2 - f$ is a subgraph of the planar $G - e, f$, it must itself be planar. Note that $G - f = G_1 \cup (G_2 - f)$ is the union of two planar graphs that share at most one vertex, which is clearly planar. This is a contradiction, since G is NE. So both G_1 and G_2 are nonplanar. So G has one of the graphs $G_1 \dot{\cup} G_2$, $G_1, G_2 \in \{K_5, K_{3,3}\}$ as a minor. Since these graphs are NE and G is minor minimal, G must be one of these three graphs. \square

Theorem 5.9. *If G is MMNC and $\kappa(G) = 1$ then $G = G_1 \dot{\cup} G_2$ where $G_1, G_2 \in \{K_5, K_{3,3}\}$, and they share exactly one vertex.*

Proof. First observe that these three graphs are MMNC. Let $G = G_1 \dot{\cup} G_2$ and suppose for the sake of contradiction that one of G_1 and G_2 , say G_1 , is planar. Let e be an edge of G_1 . Then $G - e$ is not NC and nonplanar. Let $f \in E(G - e)$ be the contraction apex of $G - e$, that is, $(G - e)/f$ is planar. Since G_1 is planar, f must lie in G_2 . Since G_2/f is a subgraph of the planar $(G - e)/f$, it must itself be planar. Note that $G/f = G_1 \cup (G_2/f)$ is the union of two planar graphs that share at most one vertex, which is clearly planar. This is a contradiction, since G is NC.

Thus, both G_1 and G_2 are nonplanar. So G has one of the graphs $G_1 \dot{\cup} G_2$ with $G_1, G_2 \in \{K_5, K_{3,3}\}$ as a minor. Since these graphs are NC and G is minor minimal, G must be one of these three graphs. \square

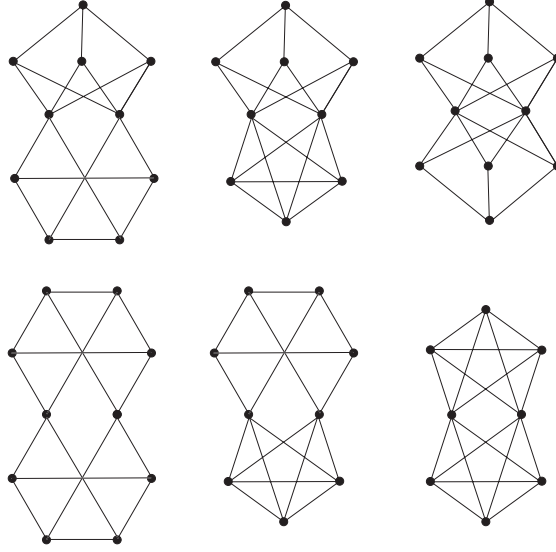
Corollary 5.10. *Let G have connectivity one. Then G is MMNE if and only if it is MMNC.*

Recall that there are no MMNA graphs of connectivity one. In particular, for each of $K_5 \dot{\cup} K_5$, $K_5 \dot{\cup} K_{3,3}$, and $K_{3,3} \dot{\cup} K_{3,3}$, the cut vertex is an apex. We next classify the MMNE graphs of connectivity two under the assumption that the minimum degree, $\delta(G)$, is at least three. We will argue that there are exactly six such graphs and we begin with the observation that those graphs are indeed MMNE. As discussed at the end of this section, based on a computer search, these again coincide with the MMNC examples of connectivity two with $\delta(G) \geq 3$. In addition to being both MMNE and MMNC, these 12 graphs with $\kappa(G) \leq 2$ are exactly the obstructions, of connectivity at most two, to embedding a graph in the projective plane, see [MT, Section 6.5].

Theorem 5.11. *The six graphs of Figure 8 are MMNE.*

Note that these graphs are of the form $G_1 \ddot{\cup} G_2$ with $G_i \in \{K_5 - e, K_{3,3}, K_{3,3} - e\}$.

Proof. Let G be one of the six graphs and e denote an arbitrary edge of G . It's easy to verify that each $G - e$ is nonplanar, so G is NE. We must also show that no minor of G is NE. We first observe that for each choice of e , there is another edge

FIGURE 8. The six MMNE graphs of connectivity two with $\delta(G) \geq 3$.

f such that $G - e, f$ is planar. That is, $G - e$ is not NE. Also, there's an edge g such that $(G/e) - g$ is planar, which shows G/e is not NE.

By Theorem 5.1, deleting or contracting further edges continues to give minors of G that are not NE, so long as we do not contract the unique apex edge in a graph. Working around this obstacle is not difficult as we very quickly come to planar minors. Planarity is closed under taking minors and a planar graph is not NE. \square

A key step in the classification is the observation that ab is not an edge of G .

Lemma 5.12. *If G is MMNE, $\kappa(G) = 2$ with cut set $\{a, b\}$, and $\delta(G) \geq 3$, then ab is not an edge in G .*

Proof. Let G be as described. Let $G - a, b = G_1 \sqcup G_2$ and let G'_i be the induced subgraph of G on the vertices $V(G_i) \cup \{a, b\}$. For a contradiction, suppose that ab is an edge in G . There are three cases to consider depending on which of G'_1 and G'_2 is planar. If both are planar, then G is the union of two planar graphs that share an edge and therefore planar. This contradicts G being MMNE.

Next suppose exactly one of G'_1 and G'_2 is planar, say G'_1 . If $e \in E(G'_2)$ is an edge other than ab , then $G'_2 - e$ must be nonplanar. For otherwise, $G - e$, the union of two planar graphs, G'_1 and $G'_2 - e$ along ab , is planar contradicting G NE. If $G'_2 - ab$ is also nonplanar, then G'_2 is a proper subgraph that is NE, which contradicts G minor minimal. So, $G'_2 - ab$ is planar.

This means that $G - ab$ is the union of the planar $G'_1 - ab$ and the planar $G'_2 - ab$, joined at two vertices. However since G is NE, $G - ab$ is nonplanar, so it has a subgraph homeomorphic to K_5 or $K_{3,3}$. Using Lemma 1.8, we know that the subgraph must use only a path through one of G'_1 , G'_2 , and nothing else in that component. This means that one of G_i^* is an edge away from containing a K-subgraph, where G_i^* denotes $G'_i - ab$. Since G'_1 is planar, it must be G_2^*

that contains a subdivision of K_5 or $K_{3,3}$ with an edge removed. Thus, G'_2 has a subgraph homeomorphic to K_5 or $K_{3,3}$ that uses the edge ab .

Replace G_1^* by the path of Lemma 1.8 to form a subgraph H of G . We claim that H is NE. Indeed, deleting $e \in E(G_2^*)$ leaves $H - e$ with the nonplanar subgraph $G'_2 - e$. Deleting ab or an edge in the G_1^* path leaves an a - b -path that completes a K-subgraph in G_2^* . Since G is minor minimal, G must be H . However, H has at least one degree two vertex, contradicting $\delta(G) \geq 3$.

Finally, we have the case where G'_1 and G'_2 are both nonplanar. Here there are 3 subcases to consider depending on which of $G_1^* = G'_1 - ab$ and $G_2^* = G'_2 - ab$ is planar.

Suppose first that both G_1^* and G_2^* are planar. In this case, each of G'_1 and G'_2 has a K-subgraph that contains ab . It follows that one of the graphs of Theorem 5.11 is a proper minor of G , contradicting G 's minor minimality.

In the subcase where both G_1^* and G_2^* are nonplanar, let e be the apex of $G - ab$. Since the only edge common to G_1^* and G_2^* is ab , e is in exactly one of G_1^* and G_2^* . Whichever it isn't in will constitute a nonplanar subgraph of $G - ab, e$, which is a contradiction.

Finally, assume exactly one of G_1^* and G_2^* is planar, say G_1^* . As above, G_1^* planar and G'_1 not implies G'_1 contains a K-subgraph including ab as an edge. On the other hand, since G_2^* is nonplanar, it has a K-subgraph H . Let $M = G'_1 \cup H$ and, for a contradiction, suppose that M is a proper minor. Then M must have an apex. However, if we remove an edge e from G'_1 , then H remains, meaning $M - e$ is nonplanar. If we remove e from H (which shares no edges with G'_1 since it is a subgraph of G_2^*), then G'_1 remains, meaning $M - e$ is still nonplanar. Therefore, no matter what edge we remove from M , we can't make it planar and M is NE. However, M is a minor of G , so this contradicts G being MMNE. Therefore, H is not a proper minor of G_2^* , so G_2^* is a subdivision of K_5 or $K_{3,3}$. A similar argument (replace H by K_5 or $K_{3,3}$) shows, in fact, G_2^* is K_5 or $K_{3,3}$ and not just a subdivision. However, since ab is not an edge of G_2^* , then G_2^* must be $K_{3,3}$.

Thus $G_2^* = K_{3,3}$ and G'_1 contains a subdivision of $K_{3,3}$ or K_5 that includes ab as an edge. This means G includes one of the graphs of Theorem 5.11 as a proper minor and is not minor minimal.

This completes the last subcase of the last case and shows that ab is not an edge of G . \square

For G of connectivity two with cut set $\{a, b\}$, we have $G - a, b = G_1 \sqcup G_2$. We will use G'_i to denote the induced subgraph on $V(G_i) \cup \{a, b\}$.

Lemma 5.13. *If G is MMNE, $\kappa(G) = 2$, and G'_1 and G'_2 are both nonplanar, then $G'_1 = G'_2 = K_{3,3}$.*

Proof. Let G be as described. For the sake of contradiction, suppose that, without loss of generality, G'_1 is nonplanar but not $K_{3,3}$. Then either $G'_1 = K_5$ or G'_1 has a nonplanar proper minor. If $G'_1 = K_5$, then ab is an edge in G , which contradicts Lemma 5.12. If G'_1 has a nonplanar proper minor, H , then $H \cup G'_2$ is a proper minor of G . Since there are no edges between H and G'_2 , the edge apex of $H \cup G'_2$ must be in exactly one of H and G'_2 . Whichever one of those two does not contain the edge apex will be a nonplanar subgraph even when the edge is removed. This contradicts the fact that G is MMNE. Therefore $G'_1 = K_{3,3}$. A similar argument can be made for G'_2 . \square

Lemma 5.14. *If G is MMNE, $\kappa(G) = 2$, with cut set $\{a, b\}$, $\delta(G) \geq 3$, and both G'_1 and G'_2 are planar, then $G'_i \in \{K_5 - e, K_{3,3} - e\}$ with ab as the missing edge.*

Proof. Let G be as described. For a contradiction, assume that $G'_1 + ab$ is planar. Since G is NE, for every $e \in E(G)$, $G - e$ is nonplanar and, therefore, has a K-subgraph, H . By Lemma 1.8 and our assumption that $G'_1 + ab$ is planar, $H \cap G'_1$ is an a - b -path. In particular $G'_2 + ab$ is nonplanar.

Note that there are edge disjoint a - b -paths P_1 and P_2 in G'_1 . If not, say every a - b -path goes through the edge e' . Then $G - e'$ must be planar as, by Lemma 1.8, a K-subgraph of $G - e'$ would either use a path in G'_1 , which is not possible as all such paths pass through e' , or else use a path in G'_2 , which is not possible since $G'_1 + ab$ is planar. The contradiction shows there are edge disjoint paths P_1 and P_2 .

This means we can construct a proper minor M of G by adding a triangle on ab . That is, $V(M) = V(G'_2) \cup \{c\}$ and $E(M) = E(G'_2) \cup \{ab, bc, ac\}$. Since G is NE, for any $e \in E(G'_2)$, $G - e$ is nonplanar with a K-subgraph that uses only a path in G'_1 . So, $M - e$ is also nonplanar. On the other hand, if we delete any e in $\{ab, ac, bc\}$, we are left with a subgraph of $M - e$ homeomorphic to $G'_2 + ab$. So $M - e$ is again nonplanar. Then M is a proper NE minor of G contradicting G minor minimal.

We conclude $G'_1 + ab$ is nonplanar. A similar argument shows $G'_2 + ab$ is nonplanar as well. Then G must have one of the NE graphs $G'_1 \dot{\cup} G'_2$ with $G'_i \in \{K_5 - e, K_{3,3} - e\}$ as a minor. Since G is minor minimal, G is a graph of this form. \square

Lemma 5.15. *If G is MMNE, $\kappa(G) = 2$, $\delta(G) \geq 3$, G'_1 is planar, and G'_2 is nonplanar, then $G'_1 \in \{K_5 - e, K_{3,3} - e\}$ sharing two vertices and no edges with $G'_2 = K_{3,3}$.*

Proof. Let G be as described. For a contradiction, suppose $G'_1 + ab$ is planar. Then $G'_2 + ab$ must be NE. Indeed, if we delete ab , we're left with the nonplanar G'_2 . Let $e \in E(G'_2)$. Since G is NE, $G - e$ is nonplanar and has a K-subgraph K . If K uses at most one of $\{a, b\}$, then K lies entirely in G'_2 and avoids e . So, $(G'_2 + ab) - e$ is nonplanar in this case. On the other hand, if $\{a, b\} \subset V(K)$, then, by Lemma 1.8 and since $G'_1 + ab$ is planar, the part of K in G'_1 is an a - b -path. So using edge ab instead, K remains as a K-subgraph of $(G'_2 + ab) - e$, which is again nonplanar. However $G'_2 + ab$ NE contradicts G minor minimal. We conclude $G'_1 + ab$ is nonplanar.

This means G'_1 has one of $K_5 - e$ and $K_{3,3} - e$ as a minor with the missing edge corresponding to ab . Replace G'_1 by its minor $K_5 - e$ or $K_{3,3} - e$, call it H , to form $M = H \cup G'_2$, a minor of G . We claim M is again NE. Indeed, if we delete $e \in E(H)$, G'_2 shows $M - e$ is nonplanar. For $e \in E(G'_2)$, we know $G - e$ has a K-subgraph K . If K sees at most one of a and b , it must lie entirely in G'_2 (since H is planar) and $M - e$ is nonplanar. If $\{a, b\} \subset V(K)$, then, by Lemma 1.8, K is simply a path on one side of the 2-cut. If K is a path in G'_1 , then replace that by a path in H to recognize K as a subgraph of $M - e$, which is therefore nonplanar. On the other hand, if K is a path in G'_2 , this path avoids e . So, we can use H along with that path to again find a nonplanar subgraph of $M - e$. Since G is minor minimal, $G = M$ and $G'_1 \in \{K_5 - e, K_{3,3} - e\}$ as required.

Now, G'_2 being nonplanar has a K-subgraph K . Also, there must be an a - b -path P in G'_2 as otherwise G has connectivity one. Moreover, both K and $G'_1 \cup P$ are nonplanar, and so they must overlap as otherwise G has a proper disconnected

MMNE minor. This means P passes through K and, by contracting edges in P if necessary, we can assume G has a minor with $\{a, b\} \subset V(K)$. From this, form the minor $M = G'_1 \cup K$. If K is a subdivision of K_5 , Then M and hence G has the MMNA graph $G'_1 \dot{\cup} (K_5 - e)$ as a proper minor, which is a contradiction. So, K is a subdivision of $K_{3,3}$. After contracting edges, G either has the MMNA $G'_1 \dot{\cup} (K_{3,3} - e)$ as a proper minor, which is a contradiction, or else G has $G'_1 \dot{\cup} K_{3,3}$ as a minor where a and b are in the same part of $K_{3,3}$. Since G was minor minimal, we conclude $G = G'_1 \dot{\cup} K_{3,3}$. In other words, as required, $G'_2 = K_{3,3}$ sharing two vertices and no edge with $G'_1 \in \{K_5 - e, K_{3,3} - e\}$. \square

Theorem 5.16. *If G is MMNE, $\kappa(G) = 2$, and $\delta(G) \geq 3$, then G is one of the six graphs of Figure 8.*

Proof. We showed that these six graphs are MMNE in Theorem 5.11. The first lemma immediately gives that if G'_1 and G'_2 are both nonplanar, then they are both $K_{3,3}$. The second and third lemmas complete the other parts of the proof of the Theorem. In total, these account for six graphs: one from the first lemma, three from the second, and two from the third. \square

The restriction on the minimum degree in the last theorem is necessary. Indeed, there are many MMNE graphs with $\delta(G) = 2$ (meaning $\kappa(G) \leq 2$). We next show that this is the minimum.

Theorem 5.17. *The minimum vertex degree in an MMNE graph is at least two.*

Proof. Let G be an MMNE graph. Suppose G has some vertex v of degree zero. Since G is MMNE and $G - v$ is a proper minor of G , there is an $e \in E(G)$ such that $(G - v) - e$ is planar. But the addition of a degree zero vertex to a planar graph is planar, so $((G - v) - e) + v = G - e$ is planar, which contradicts G being MMNE.

Next suppose G has some vertex v of degree one. Since G is MMNE and $G - v$ is a proper minor of G , there is an $e \in E(G)$ such that $(G - v) - e$ is planar. But the addition of a degree one vertex to a planar graph is planar (since we can shrink down the edge incident to v), so $((G - v) - e) + v = G - e$ is planar, which contradicts G being MMNE. \square

Although we cannot completely classify the $\delta(G) = 2$ MMNE graphs, we show that degree two vertices must occur as part of a triangle.

Theorem 5.18. *In an MMNE graph, the neighbors of a degree two vertex are themselves neighbors.*

Proof. Let G be an NE graph with a degree two vertex v with neighbors a and b . For a contradiction, suppose ab is not an edge of G . Perhaps G is MMNE so that every proper minor of G is not NE. Let $H = G/av$ be the graph that results from contracting edge av in G . Since G is MMNE, there must be some edge e in H such that $H - e$ is planar. Note that e cannot be the newly formed edge ab in H , else, since degree one vertices have no impact on the planarity of a graph, $G - av$ would also be planar, contradicting G MMNE. Consider the graph $G - e$. Note that $G - e$ and $H - e$ are homeomorphic, so since $H - e$ is planar, $G - e$ is also planar. But this contradicts G being MMNE. \square

If graph G has a triangle abc , a ∇Y move on G means forming a new graph G' with one additional vertex v (i.e., $V(G') = V(G) \cup \{v\}$) and replacing the edges

ab , ac , and bc with va , vb , vc . So, G' has the same number of edges as G and one additional vertex. In [P], Pierce shows that ∇Y often preserves MMNA, as was originally observed by Barsotti in unpublished work. Here we give a similar result for MMNE graphs.

Theorem 5.19. *Given an NE graph G with triangle t , let G' be the result of performing a ∇Y move on triangle t in G , and let v be the vertex added in G' . Graph G' is NE if and only if $G' - e_i$ is nonplanar for each e_i incident to v .*

Proof. If G' is NE, then $G' - e_i$ is nonplanar by definition. Conversely suppose that $G' - e_i$ is nonplanar for each e_i incident to v . Perhaps G' is not NE so there is $e \in E(G')$ such that $G' - e$ is planar. Note that e cannot be incident to v . Since e is not part of triangle t , performing a ∇Y move on $G - e$ will result in $G' - e$, so ∇Y on $G - e$ is also planar. Note that undoing the ∇Y transform on this graph will preserve its planarity. However, graph $G - e$ being planar contradicts G being NE. \square

We next give an upper bound on the connectivity of MMNE graphs.

Theorem 5.20. *If G is MMNE, then $\kappa(G) \leq 5$.*

Proof. Suppose G is MMNE with $\kappa(G) \geq 6$ and let $n = |V(G)|$. We can assume $n \geq 6$ as G must be nonplanar and the only nonplanar graph with five or fewer vertices is K_5 , which is not MMNE. Since $\kappa(G) \geq 6$, the minimum degree of G is at least six and a lower bound on $|E(G)|$ is $6n/2 = 3n$. Now since G is MMNE, there exists two edges e and f such that $G - e, f$ is a planar graph with at least $3n - 2$ edges. However, a planar graph on n vertices can have no more than $3n - 6$ edges, the number of edges in a planar triangulation. The contradiction shows there is no MMNE graph with $\kappa(G) \geq 6$. \square

Finally, we observe a nice connection between MMNE and MMNA graphs.

Theorem 5.21. *If G is MMNE, then G is MMNA or apex.*

Proof. Suppose G is MMNE and NA. We will argue that G is in fact MMNA. For this, let H be a proper minor. Since G is MMNE, then H is edge apex. This means either H is already planar, or else there's an edge e such that $H - e$ is planar. In the latter case, if v is a vertex of e , then $H - v$ is again planar. This shows that H is apex, as required. \square

5.1. Results of Computer Searches. In addition to the results above, we have found other examples of MMNE and MMNC graphs through brute-force computer searches. The algorithms underlying the searches are fairly straightforward. First we generate a list of all the graphs that we are going to search using the gtools that are available with the **nauty** and **Traces** graph theory software [MP]. Specifically, we use the gtools **geng** and **planarg** to produce all connected, nonplanar graphs of minimum vertex degree at least two that either have fewer than 20 edges or that have fewer than 10 vertices. The commands used to generate these graphs in **bash** are the following:

```
$ for i in {6..9}; do
    geng -c -d2 ${i} | planarg -v > ${i}v.txt
done
$ for i in {10..16}; do
```

```

geng -c -d2 ${i} 0:17 | planarg -v > ${i}v,(0-17)e.txt
geng -c -d2 ${i} 18 | planarg -v > ${i}v,(18)e.txt
geng -c -d2 ${i} 19 | planarg -v > ${i}v,(19)e.txt
done

```

This brute force search was carried out on a standard laptop computer with 4GB of memory and an Intel Core i3-350M 2.266GHz processor. The graphs to be searched were split among many different files so that the search could be run in more manageable segments and so that we didn't overflow the laptop's memory. We chose to limit our search to graphs with fewer than 20 edges or fewer than 10 vertices due to time constraints. There are a total of 158 505 connected, nonplanar graphs that have 9 vertices and a minimum vertex degree of at least two. Searching these graphs took about five hours. Since there are 9 229 423 such graphs on 10 vertices, searching these would take more than ten days. Similarly it took about three days to search all 7 753 990 connected, nonplanar graphs that have 19 edges and a minimum vertex degree of at least two, so searching all 44 858 715 similar graphs on 20 edges is not feasible.

Next we reformat these graphs in each file produced to be read into Wolfram Mathematica. Then we use Mathematica functions to iterate over this list of graphs one file at a time and pull out any that are found to be either MMNE or MMNC. The code in Mathematica was run on a single Mathematica kernel (no attempt was made to parallelize the search in Mathematica). An overview of the method of testing if a graph G is MMNE is as follows, and an analogous method is used to test if a graph is MMNC:

- (1) For each $e \in E(G)$, if $G - e$ is planar return false.
- (2) Build all the simple minors of G (the graphs in $\{G - e, G/e \mid e \in E(G)\}$) and remove any duplicates (under isomorphism). If for any of these graphs there is no edge f such that $G - f$ is planar, return false.
- (3) Take $S = \{G\} \cup \{G - e \mid e \in E(G)\}$. While $S \neq \emptyset$:
 - (a) Reset S to the result of contracting each edge of each graph in S .
 - (b) Remove all planar graphs and duplicate graphs from S .
 - (c) If there exists $G \in S$ such that $G - e$ is nonplanar for each $e \in E(G)$ then return false.
- (4) Return true.

We need step (3) explicitly because both of the properties edge apex and contraction apex are *not* closed under taking graph minors as shown in Theorems 5.2 and 5.4.

In addition to the 12 MMNE graphs that have been considered in this section, the brute-force search has found 15 more examples of MMNE graphs (listed in Appendix A.1). Notable graphs in this list are $K_{4,3}$, $K_6 - e$, the rook's graph on nine vertices, and some examples of MMNE graphs with degree two vertices. The brute-force search also found new examples of MMNC graphs in addition to the six graphs considered in this section. In particular, the computer demonstrated that the six MMNE graphs of connectivity two in Figure 8 are also MMNC. Along with these graphs there are 69 other MMNC graphs on 19 or fewer edges or 9 or fewer vertices. Appendix A.2 is an abridged list of these graphs (those on 17 or fewer edges or 9 or fewer vertices).

Beyond a simple brute-force search, we also conducted a more intelligent graph search using the knowledge that performing ∇Y and $Y \nabla$ moves on a graph has the

potential to preserve the NE or NC property of that graph, see Theorem 5.19. The idea is that the ∇Y or $Y\nabla$ families of an MMNE or MMNC graph may contain new MMNE or MMNC graphs. The details of the methodology of this search as well as the Mathematica code can be found in [P]. In total, we have found 55 MMNE graphs and 82 MMNC graphs, and we suspect that there are many more of each. Tables 3 and 4 below give a classification of the MMNE and MMNC graphs we have found organized by graph size.

Graph Size ($ E(G) $)	≤ 11	12	13	14	15	16	17	18	19	20	...
Number of MMNE Graphs	0	1	0	2	0	2	3	11	6	≥ 2	...
...	21	22	23	24	25	26	27	28	29	30	
...	≥ 13	≥ 7	≥ 4	≥ 2	≥ 0	≥ 0	≥ 1	≥ 0	≥ 0	≥ 1	

TABLE 3. The number of MMNE graphs we have found grouped by size. Note that this is a complete classification based on graph size up to and including size 19.

Graph Size ($ E(G) $)	≤ 11	12	13	14	15	16	17	18	19	20
Number of MMNC Graphs	0	1	0	0	1	6	14	32	25	≥ 3

TABLE 4. The number of MMNC graphs we have found grouped by size. Note that this is a complete classification based on graph size with the exception of size 20.

ACKNOWLEDGEMENTS

This material is based upon work supported by the National Science Foundation under Grant Number 1156612. We received additional support through a Research and Creativity Award from the Provost's office at CSU, Chico as well as Math Summer Research Internships from the Math Department. We thank Ramin Naimi and Bojan Mohar for helpful conversations.

APPENDIX A. EDGE LISTS OF GRAPHS FOUND THROUGH COMPUTER SEARCHES

A.1. MMNE Graphs. The following 15 MMNE graphs are the result of a computer search conducted on the set of graphs that have 19 or fewer edges or 9 or fewer vertices, and that all have a minimum vertex degree of at least two. These graphs, together with eleven other graphs considered explicitly in the paper (i.e., all but $K_5 \sqcup K_5$, which has order 10 and size 20) make up all 26 MMNE graphs on 19 or fewer edges or on 9 or fewer vertices. (Note that Table 3 gives 25 graphs of size 19 or less. Adding the graph $K_5 \cup K_5$, of order 9 and size 20, is what brings the total to 26.)

$$\{(1, 8), (1, 9), (2, 4), (2, 7), (2, 8), (3, 6), (3, 7), (3, 8), (4, 5), (4, 6), (4, 8), (5, 6), (5, 7), (5, 9), (6, 7), (6, 9), (7, 9), (8, 9)\}$$

$$\{(1, 6), (1, 7), (2, 5), (2, 7), (3, 7), (3, 8), (3, 9), (4, 5), (4, 6), (4, 8), (4, 9), (5, 7), (5, 8), (5, 9), (6, 7), (6, 8), (6, 9), (8, 9)\}$$

$$\begin{aligned}
&\{(1, 8), (1, 9), (2, 6), (2, 7), (2, 9), (3, 5), (3, 7), (3, 9), (4, 5), (4, 6), \\
&\quad (4, 9), (5, 6), (5, 7), (5, 8), (6, 7), (6, 8), (7, 8), (8, 9)\} \\
&\{(1, 8), (1, 9), (2, 7), (2, 10), (3, 6), (3, 8), (3, 10), (4, 6), (4, 7), (4, 9), \\
&\quad (5, 6), (5, 7), (5, 8), (6, 9), (6, 10), (7, 8), (7, 10), (8, 9), (9, 10)\} \\
&\{(1, 9), (1, 10), (2, 7), (2, 8), (2, 10), (3, 7), (3, 8), (3, 9), (4, 6), (4, 8), \\
&\quad (4, 10), (5, 6), (5, 7), (5, 9), (6, 7), (6, 8), (7, 10), (8, 9), (9, 10)\} \\
&\{(1, 6), (1, 9), (2, 7), (2, 8), (3, 6), (3, 7), (3, 10), (4, 5), (4, 6), (4, 7), \\
&\quad (4, 10), (5, 8), (5, 9), (5, 10), (6, 9), (7, 8), (8, 9), (8, 10), (9, 10)\} \\
&\{(1, 8), (1, 10), (2, 4), (2, 8), (2, 9), (3, 4), (3, 5), (3, 9), (4, 5), (4, 6), \\
&\quad (5, 7), (5, 10), (6, 7), (6, 8), (6, 9), (7, 9), (7, 10), (8, 10), (9, 10)\} \\
&\{(1, 6), (1, 7), (1, 9), (2, 7), (2, 8), (2, 9), (3, 6), (3, 8), (3, 9), (4, 5), \\
&\quad (4, 8), (4, 9), (5, 6), (5, 7), (5, 9), (6, 8), (7, 8)\} \\
&\{(1, 7), (1, 8), (1, 9), (2, 6), (2, 8), (2, 9), (3, 6), (3, 7), (3, 9), (4, 6), \\
&\quad (4, 7), (4, 8), (5, 6), (5, 7), (5, 8), (5, 9)\} \\
&\{(1, 6), (1, 7), (1, 8), (2, 5), (2, 7), (2, 8), (3, 4), (3, 7), (3, 8), (4, 5), \\
&\quad (4, 6), (4, 7), (4, 8), (5, 6), (5, 7), (5, 8), (6, 7), (6, 8)\} \\
&\{(1, 6), (1, 7), (1, 9), (2, 5), (2, 7), (2, 8), (3, 7), (3, 8), (3, 9), (4, 5), \\
&\quad (4, 6), (4, 8), (4, 9), (5, 7), (5, 9), (6, 7), (6, 8), (8, 9)\} \\
&\{(1, 4), (1, 7), (1, 8), (2, 3), (2, 7), (2, 8), (3, 5), (3, 6), (4, 5), (4, 6), \\
&\quad (5, 7), (5, 8), (6, 7), (6, 8)\} \\
&\{(1, 5), (1, 6), (1, 7), (2, 5), (2, 6), (2, 7), (3, 5), (3, 6), (3, 7), (4, 5), \\
&\quad (4, 6), (4, 7)\} \\
&\{(1, 6), (1, 7), (1, 8), (1, 9), (2, 4), (2, 5), (2, 8), (2, 9), (3, 4), (3, 5), \\
&\quad (3, 6), (3, 7), (4, 7), (4, 9), (5, 6), (5, 8), (6, 9), (7, 8)\} \\
&\{(1, 3), (1, 4), (1, 5), (1, 6), (2, 3), (2, 4), (2, 5), (2, 6), (3, 4), (3, 5), \\
&\quad (3, 6), (4, 5), (4, 6), (5, 6)\}
\end{aligned}$$

A.2. MMNC Graphs. The following 22 MMNC graphs are the result of a computer search conducted on the set of graphs that have 17 or fewer edges or 9 or fewer vertices, and that all have a minimum vertex degree of at least two.

$$\begin{aligned}
&\{(1, 9), (1, 12), (2, 8), (2, 11), (3, 6), (3, 7), (4, 5), (4, 10), (5, 11), (5, 12), \\
&\quad (6, 9), (6, 11), (7, 8), (7, 12), (8, 10), (9, 10)\} \\
&\{(1, 6), (1, 10), (2, 5), (2, 9), (3, 4), (3, 6), (3, 8), (4, 5), (4, 7), (5, 10), \\
&\quad (6, 9), (7, 9), (7, 11), (8, 10), (8, 11), (9, 11), (10, 11)\} \\
&\{(1, 6), (1, 10), (2, 7), (2, 8), (2, 9), (3, 6), (3, 8), (3, 9), (4, 7), (4, 9), \\
&\quad (4, 10), (5, 7), (5, 8), (5, 10), (6, 7), (8, 10), (9, 10)\} \\
&\{(1, 9), (1, 10), (2, 3), (2, 6), (2, 7), (3, 4), (3, 5), (4, 7), (4, 10), (5, 6), \\
&\quad (5, 9), (6, 8), (6, 10), (7, 8), (7, 9), (8, 9), (8, 10)\}
\end{aligned}$$

$$\begin{aligned}
&\{(1, 9), (1, 11), (2, 9), (2, 10), (3, 4), (3, 6), (3, 11), (4, 5), (4, 10), (5, 8), \\
&\quad (5, 9), (6, 7), (6, 9), (7, 10), (7, 11), (8, 10), (8, 11)\} \\
&\{(1, 9), (1, 11), (2, 9), (2, 10), (3, 5), (3, 6), (3, 7), (4, 5), (4, 6), (4, 9), \\
&\quad (5, 11), (6, 10), (7, 8), (7, 9), (8, 10), (8, 11), (10, 11)\} \\
&\{(1, 4), (1, 11), (2, 6), (2, 9), (3, 5), (3, 6), (3, 7), (4, 5), (4, 9), (5, 10), \\
&\quad (6, 11), (7, 9), (7, 10), (8, 9), (8, 10), (8, 11), (10, 11)\} \\
&\{(1, 9), (1, 11), (2, 4), (2, 5), (2, 6), (3, 5), (3, 6), (3, 7), (4, 8), (4, 9), \\
&\quad (5, 11), (6, 10), (7, 9), (7, 10), (8, 10), (8, 11), (10, 11)\} \\
&\{(1, 10), (1, 11), (2, 3), (2, 7), (2, 9), (3, 6), (3, 8), (4, 5), (4, 9), (4, 10), \\
&\quad (5, 8), (5, 11), (6, 7), (6, 11), (7, 10), (8, 10), (9, 11)\} \\
&\{(1, 8), (1, 9), (2, 6), (2, 12), (3, 5), (3, 11), (4, 11), (4, 12), (5, 7), (5, 9), \\
&\quad (6, 7), (6, 8), (7, 10), (8, 11), (9, 12), (10, 11), (10, 12)\} \\
&\{(1, 9), (1, 11), (2, 5), (2, 12), (3, 4), (3, 12), (4, 8), (4, 9), (5, 7), (5, 9), \\
&\quad (6, 7), (6, 8), (6, 11), (7, 10), (8, 10), (10, 12), (11, 12)\} \\
&\{(1, 4), (1, 8), (1, 9), (2, 3), (2, 8), (2, 9), (3, 4), (3, 6), (3, 9), (4, 5), \\
&\quad (4, 8), (5, 6), (5, 7), (5, 9), (6, 7), (6, 8), (7, 8), (7, 9)\} \\
&\{(1, 4), (1, 8), (1, 9), (2, 4), (2, 7), (2, 9), (3, 4), (3, 6), (3, 9), (5, 6), \\
&\quad (5, 7), (5, 8), (5, 9), (6, 7), (6, 8), (7, 8)\} \\
&\{(1, 5), (1, 6), (1, 8), (2, 3), (2, 4), (2, 7), (3, 6), (3, 10), (4, 5), (4, 10), \\
&\quad (5, 9), (6, 9), (7, 9), (7, 10), (8, 9), (8, 10)\} \\
&\{(1, 5), (1, 6), (1, 8), (2, 3), (2, 4), (2, 7), (3, 6), (3, 10), (4, 5), (4, 9), \\
&\quad (5, 10), (6, 9), (7, 9), (7, 10), (8, 9), (8, 10)\} \\
&\{(1, 2), (1, 9), (1, 10), (2, 7), (2, 8), (3, 8), (3, 9), (3, 10), (4, 7), (4, 9), \\
&\quad (4, 10), (5, 7), (5, 8), (5, 10), (6, 7), (6, 8), (6, 9)\} \\
&\{(1, 2), (1, 4), (1, 10), (2, 3), (2, 9), (3, 4), (3, 7), (4, 8), (5, 7), (5, 8), \\
&\quad (5, 10), (6, 7), (6, 8), (6, 9), (7, 10), (8, 9), (9, 10)\} \\
&\{(1, 5), (1, 6), (1, 7), (2, 5), (2, 6), (2, 7), (3, 5), (3, 6), (3, 7), (4, 5), \\
&\quad (4, 6), (4, 7)\} \\
&\{(1, 2), (1, 4), (1, 7), (1, 9), (2, 3), (2, 6), (2, 8), (3, 5), (3, 6), (3, 9), \\
&\quad (4, 5), (4, 7), (4, 8), (5, 8), (5, 9), (6, 8), (6, 9), (7, 8), (7, 9)\} \\
&\{(1, 6), (1, 7), (1, 8), (1, 9), (2, 4), (2, 5), (2, 8), (2, 9), (3, 4), (3, 5), \\
&\quad (3, 6), (3, 7), (4, 7), (4, 9), (5, 6), (5, 8), (6, 9), (7, 8)\} \\
&\{(1, 5), (1, 6), (1, 7), (1, 8), (2, 3), (2, 4), (2, 7), (2, 8), (3, 4), (3, 6), \\
&\quad (3, 8), (4, 5), (4, 8), (5, 6), (5, 7), (6, 7)\} \\
&\{(1, 2), (1, 3), (1, 4), (1, 5), (1, 6), (2, 3), (2, 4), (2, 5), (2, 6), (3, 4), \\
&\quad (3, 5), (3, 6), (4, 5), (4, 6), (5, 6)\}
\end{aligned}$$

REFERENCES

- [A] H. Ayala. MMNA graphs on eight vertices or fewer. (2014) CSU, Chico Master's Thesis. Available at <http://www.csuchico.edu/~tmattman>
- [BM] J. Barsotti and T.W. Mattman. Graphs on 21 edges that are not 2-apex. Preprint.
- [CM] S. Cabello and B. Mohar. Adding one edge to planar graphs makes crossing number and 1-planarity hard. *SIAM J. Comput.* **42** (2013), 1803–1829. arXiv:1203.5944
- [D] R. Diestel. Graph theory. Fourth edition. Graduate Texts in Mathematics, **173**. Springer, Heidelberg, 2010.
- [G] B.S. Gubser. A characterization of almost-planar graphs. *Combin. Probab. Comput.* **5** (1996), 227–245.
- [K] K. Kuratowski. Sur le problème des courbes gauches en topologie. *Fund. Math.* **15** (1930) 271–283.
- [M] W. Mader, $3n - 5$ edges do force a subdivision of K_5 . *Combinatorica* **18** (1998), 569–595.
- [MP] B.D. McKay and A. Piperno. Practical Graph Isomorphism, II. *J. Symbolic Computation* **60** (2014) 94–112.
- [MT] B. Mohar and C. Thomassen. Graphs on surfaces. Johns Hopkins Studies in the Mathematical Sciences. Johns Hopkins University Press, Baltimore, MD, 2001.
- [P] M. Pierce. Searching for and Classifying the Finite Set of Minor-Minimal Non-Apex Graphs. (2014) CSU, Chico Honor's Thesis. Available at <http://www.csuchico.edu/~tmattman>
- [RS] N. Robertson and P. Seymour. Graph minors. XX. Wagner's conjecture. *J. Combin. Theory Ser. B*, **92** (2004), 325–357.
- [W] K. Wagner. Über eine Eigenschaft der ebenen Komplexe. *Math. Ann.* **114** (1937), 570–590.
- [W2] K. Wagner. Fastplättbare Graphen. *J. Combinatorial Theory* **3** (1967), 326–365.

MATHEMATICS DEPARTMENT, FORD HALL, WILLAMETTE UNIVERSITY, 900 STATE STREET, SALEM, OREGON 97301

E-mail address: mlipton@willamette.edu

DEPARTMENT OF MATHEMATICS AND STATISTICS, CALIFORNIA STATE UNIVERSITY, CHICO, CHICO, CA 95929-0525

E-mail address: eoimackall@yahoo.com

E-mail address: TMattman@CSUChico.edu

E-mail address: mpierce9@mail.csuchico.edu

E-mail address: jthomas72@mail.csuchico.edu

ETNA HIGH SCHOOL, 400 HOWELL AVENUE, P.O. BOX 721, ETNA, CALIFORNIA 96027

E-mail address: mrsrobinsonmath@gmail.com

DEPARTMENT OF MATHEMATICS AND COMPUTER SCIENCE, WESLEYAN UNIVERSITY, 45 WYLLYS AVENUE, MIDDLETOWN, CT 06459

E-mail address: iweinschelba@wesleyan.edu