

Substructure of fuzzy dark matter halos

Xiaolong Du^{1*}, Christoph Behrens¹, Jens C. Niemeyer¹

¹*Institut fuer Astrophysik, Georg-August Universität Goettingen, Friedrich-Hund-Platz 1, 37075 Goettingen, Germany*

Accepted XXX. Received YYY; in original form ZZZ

ABSTRACT

We derive the halo mass function (HMF) for fuzzy dark matter (FDM) by solving the excursion set problem explicitly with a mass-dependent barrier function, which has not been done before. We find that compared to the naive approach of the Sheth-Tormen HMF for FDM the one we obtain has a higher cut off mass and the cut off mass change less strongly with redshifts. Using merger trees constructed with a modified version of the Lacey & Cole formalism that accounts for suppressed small scale power and the scale-dependent growth of FDM halos and the semi-analytic Galacticus code, we study the statistics of halo substructure including the effects from dynamical friction and tidal stripping. We find that if the dark matter is a mixture of cold dark matter (CDM) and FDM, there will be a suppression on the halo substructure on small scales which may be able to solve the Missing Satellites Problem faced by the pure CDM model. The suppression becomes stronger with increasing FDM fraction or decreasing FDM mass. Thus it may be used to constrain the FDM model.

Key words: cosmology: theory – dark matter – elementary particles

1 INTRODUCTION

Searching for deviations from the predictions of the cold dark matter (CDM) model for hierarchical structure formation in the substructure of dark matter halos is a promising way to constrain the properties of dark matter candidates. While CDM successfully explains the observed distribution of galaxies, clusters, and CMB anisotropies on large scales described well by linear theory, possible discrepancies remain on fully collapsed, nonlinear scales. In particular, the Missing Satellites Problem (Moore et al. 1999; Klypin et al. 1999), the Cusp-Core Problem (see de Blok 2010, for a review), and the Too-Big-To-Fail Problem (Boylan-Kolchin et al. 2011) have received much attention. While they might indicate dark matter microphysics beyond pure CDM, recent results from cosmological simulations including CDM, baryons, and sub-resolution feedback models appear to be consistent with the observed halo substructure properties (Wetzel et al. 2016). Among the observational strategies, gravitational lensing has been proposed as a particularly powerful tool to quantify the abundance and density profiles of both resolved (Hezaveh et al. 2016) and unresolved (Hezaveh et al. 2014) subhalos. Further information on halo substructure can be obtained, for instance, from observations of more Milky Way satellites with galaxy surveys such as DES (Abbott et al. 2016; Marsh 2016a) and from tidal stream observations (Sanders et al. 2016).

Various classes of modifications to the standard CDM model have been suggested for the suppression of small-scale structure. Warm dark matter (WDM) (Bode et al. 2001; Abazajian 2006) with non-negligible thermal motions and self-interacting dark matter (SIDM) (Spergel & Steinhardt 2000) with measurable non-gravitational interactions can be realized as variants of the WIMP dark matter paradigm. On the other hand, light (sub-eV), coherently oscillating scalar fields also behave like CDM on large scales while showing new phenomenology on small scales, starting roughly at their virial velocity de Broglie wavelength (Hu et al. 2000; Woo & Chiueh 2009). For particle masses around 10^{-22} eV, this length is of the order of several kpc, making this mass range sensitive to constraints from observations on galactic scales (Schive et al. 2014a; Marsh & Pop 2015; Bozek et al. 2015; Schive et al. 2016; Sarkar et al. 2016; Calabrese & Spergel 2016). Ultra-light axions (ULA) from string theory compactifications, produced by field misalignment before inflation, are prominent candidates for such particles (Witten 1984; Svrcek & Witten 2006; Arvanitaki et al. 2010; Marsh 2016c). Here, we follow Hu et al. (2000) and use the term “Fuzzy Dark matter” (FDM) which describes the general class of ultra-light scalar fields with negligible self-interactions. As string theory can comfortably accommodate a very large number of ULAs with a broad range of masses (Arvanitaki et al. 2010), mixed dark matter (MDM) models assuming a combination of heavier, CDM-like (for the purposes of galactic structure), and FDM give rise to equally plausible scenarios with sup-

* E-mail: xiaolong@astro.physik.uni-goettingen.de

pressed small-scale structure (Marsh & Silk 2014). This is the framework that we aim to explore further in this work.

At the linear level, coherently oscillating scalar fields give rise to a scale-dependent sound speed that produces a steep suppression of the transfer function below the corresponding Jeans length (Khlopov et al. 1985; Hu et al. 2000). Marsh & Silk (2014) computed the Sheth-Tormen halo mass function (HMF) (Sheth & Tormen 1999) for MDM models by defining a mass-dependent critical density for collapse from a scale-dependent linear growth function. The resulting HMF drops off below a critical mass corresponding approximately to the respective Jeans mass, more or less steeply depending on the FDM fraction to total dark matter. In Bozek et al. (2015), this HMF was used to constrain FDM with the observed UV luminosity function and from reionization history. In the context of halo substructure in the MDM model, the main limitation of this approach is the absence of nonlinear effects on the evolution of subhalos.

The nonlinear evolution of FDM was studied by Schive et al. (2016) and Sarkar et al. (2016) using collisionless N-body simulations with modified initial conditions, accounting for the Jeans-scale suppression of the transfer function but neglecting any later effects of quantum pressure on the halo structure itself. Schive et al. (2014a) performed a direct cosmological simulation of the Schrödinger-Poisson (SP) system of equations describing the nonrelativistic dynamics of light scalar field DM with sufficient resolution to observe the formation of solitonic cores whose radius is governed by the de Broglie length evaluated at the halo virial velocity. This behaviour was further explored with the help of SP simulations of multiple merging solitons (Schive et al. 2014b). The solitonic cores were found to be embedded in NFW-like halos and to obey a scaling relation with the total halo mass. Marsh & Pop (2015) and Calabrese & Spergel (2016) used these results for the cored density profiles to constrain FDM masses from observations of dwarf galaxies (Walker & Peñarrubia 2011).

Simulations of the SP equations with sufficient dynamical range to measure the HMF directly are computationally infeasible at present. Moreover, running a sufficient number of high-resolution N-body simulations with FDM initial conditions to obtain meaningful substructure statistics is equally impractical. As an alternative, semi-analytic modeling can be used to compute the subhalo properties by means of heuristic models for dynamical friction and tidal effects as previously demonstrated for the case of WDM by Pullen et al. (2014). This approach, which we will follow in the present work, relies on a generalized extended Press-Schechter formalism with a mass-dependent excursion set barrier for collapse to construct HMFs and merger trees implemented into the public semi-analytic galaxy formation code Galactica (Benson 2012; Benson et al. 2013). Its computational efficiency allows a wider exploration of parameter space than direct simulations. The cost is a higher level of simplification, especially regarding the assumed mass-dependent critical collapse overdensity and the nonlinear interaction of halos during and after merging.

Using the semi-analytic approach outlined above, we focus in this paper on the subhalo population of synthetic FDM and MDM merger trees. In particular, we investigate how different phenomenologically motivated modifications of the subhalo modelling affects the population, and how

the subhalo structure changes with FDM particle mass and the fraction of FDM in the MDM model.

This paper is structured as follows. In Section 2, we describe our method to generate synthetic trees obeying the FDM physics in terms of the formation and growth of FDM halos. Section 3 describes which modifications were made to account for the expected change in the density profile of FDM compared to CDM. In Section 4, we briefly describe the models for satellite halos implemented in Galactica and how these models were changed in order to include the expected phenomenology for FDM halos, followed by our results in Section 5. Finally, we summarize and discuss our findings in Section 6.

Throughout this paper, we assume the cosmological parameters from Planck 2015 (Ade et al. 2015): $\Omega_m = 0.306$, $\Omega_\Lambda = 0.694$, $h = 0.6781$, $n_s = 0.9677$, and $\sigma_8 = 0.8149$.

2 CONSTRUCTION OF MERGER TREES

2.1 A new determination of the halo mass function for FDM

The Press-Schechter formalism (Press & Schechter 1974) has been widely used to compute the HMF. Despite its relative simplicity, it has been found to be in reasonable agreement with N-body simulations of CDM (see Monaco 1998, for a review). Its consistent derivation goes back to Bond et al. (1991), who derived the extended Press-Schechter (EPS) HMF by solving the so-called excursion set problem. The basic idea is to relate the collapse of a dark matter halo to a random walk across a barrier.

The fraction of mass in collapsed objects is assumed to be equal to the fraction of trajectories first upcrossing the barrier, $f(S)dS$, where $f(S)$ is the probability distribution of a random walk first crossing a barrier with a height of $B(S)$ and S is the mass variance of the smoothed density field. Then the number density of collapsed halos with mass M at time t per logarithmic mass bin, i.e. the HMF, can be written as

$$\frac{dn(M, t)}{d \ln M} = -\frac{\rho_m}{M} f(S, t) S \frac{d \ln S}{d \ln M}. \quad (1)$$

Here ρ_m is the mass density. The variance is given by

$$S(R) \equiv \sigma(R)^2 = \frac{1}{2\pi^2} \int P(k) W(k, R)^2 k^2 dk, \quad (2)$$

where $P(k)$ is power spectrum, W is a window function, and R is the filter scale. A commonly used window function is the top-hat filter which can be written in Fourier space as

$$W(k, R) = \frac{3}{(kR)^3} [\sin(kR) - kR \cos(kR)]. \quad (3)$$

The halo mass M of a collapsed object is then identified with the mass enclosed within the filter scale R :

$$M = \frac{4}{3} \pi \rho_m R^3. \quad (4)$$

We note that Bond et al. (1991) use a sharp- k filter to derive the EPS HMF. In this case, there is no clear definition of mass corresponding to the filter scale.

Given the barrier function $B(S)$ which is often set to the

critical overdensity for collapse, δ_c , the first crossing distribution $f(S)$ can be solved from the following integral equation (Bond et al. 1991; Benson et al. 2013):

$$\int_0^S f(S') dS' + \int_{-\infty}^{B(S)} P(\delta, S) d\delta = 1, \quad (5)$$

where

$$P(\delta, S) = \frac{1}{\sqrt{2\pi S}} \exp\left(-\frac{\delta^2}{2S}\right) - \int_0^S f(S') \frac{1}{\sqrt{2\pi(S-S')}} \exp\left[-\frac{(\delta - B(S'))^2}{2(S-S')}\right] dS' \quad (6)$$

is the the probability for a trajectory to lie between δ and $\delta + d\delta$ at variance S . Substituting Eq. (6) into Eq. (5), and integrating over $d\delta$, we obtain

$$\int_0^S f(S') \operatorname{erfc}\left[\frac{B(S) - B(S')}{\sqrt{2(S-S')}}\right] dS' = \operatorname{erfc}\left[\frac{B(S)}{\sqrt{2S}}\right], \quad (7)$$

where erfc is the complementary error function. For a linear barrier function $B(S) = B_0 + B_1 S$, Eq. (7) can be solved analytically:

$$f(S) = \frac{B(0)}{\sqrt{2\pi S}} \exp\left[-\frac{B^2(S)}{2S}\right] \frac{1}{S}. \quad (8)$$

For CDM at a specific redshift, $B(S) = \delta_c^{cdm}$ is constant, so $f(S)$ is given by Eq. (8).

For FDM, the barrier function $B(S) = \delta_c^{fdm}(M(S))$ is nonlinear in S , i.e. the halos with larger S (smaller mass) are subject to a larger barrier. As in Marsh & Silk (2014), we define the mass dependent critical overdensity for collapse for FDM as

$$\delta_c^{fdm}(M, z) = \frac{D_{cdm}(z)}{D_{fdm}(M, z)} \delta_c^{cdm}(z), \quad (9)$$

where $D(M, z)$ is the mass-dependent growth factor.

The relative amount of growth between CDM and FDM is calculated following Marsh & Silk (2014):

$$G(k, z) \equiv \frac{D_{cdm}(z)}{D_{fdm}(M, z)} = \frac{\delta_{cdm}(k, z) \delta_{cdm}(k_0, z_h) \delta_{fdm}(k, z_h) \delta_{fdm}(k_0, z)}{\delta_{cdm}(k, z_h) \delta_{cdm}(k_0, z) \delta_{fdm}(k, z) \delta_{fdm}(k_0, z_h)}, \quad (10)$$

where $k_0 = 0.002 h \text{Mpc}^{-1}$ is a pivot scale, and z_h is chosen to be large enough so that at the relevant redshift the shape of CDM power spectrum has frozen in. We set $z_h = 300$ as in Marsh & Silk (2014).

Ignoring the possible time dependence in G , a fitting function for G is given in Marsh (2016b) based on numerical results from AxionCAMB (see Marsh & Silk 2014; Hlozek et al. 2015):

$$G(M) = h_F(x) \exp(a_3 x^{-a_4}) + [1 - h_F(x)] \exp(a_5 x^{-a_6}), \quad (11)$$

where

$$x = M/M_J, \quad (12)$$

$$h_F(x) = \frac{1}{2} \{1 - \tanh[M_J(x - a_2)]\}, \quad (13)$$

$$M_J = 10^8 a_1 \left(\frac{m_a}{10^{-22} \text{eV}}\right)^{-3/2} \left(\frac{\Omega_m h^2}{0.14}\right)^{1/4} h^{-1} M_\odot. \quad (14)$$

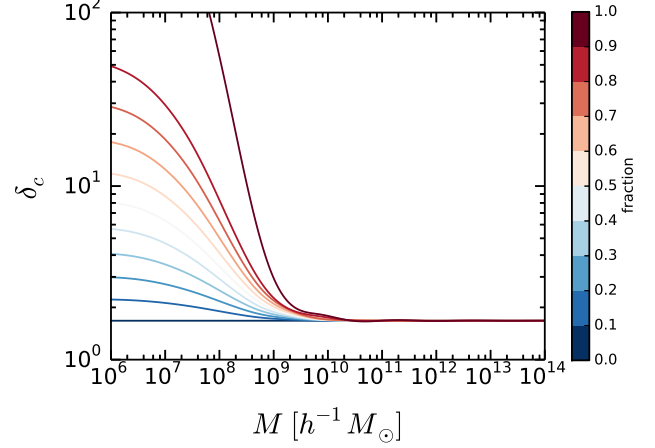


Figure 1. Critical overdensity for collapse at $z = 0$ with different fuzzy dark matter fractions f . The fractions range from 0 to 1 with a step size of 0.1. The fuzzy dark matter mass is set to 10^{-22}eV .

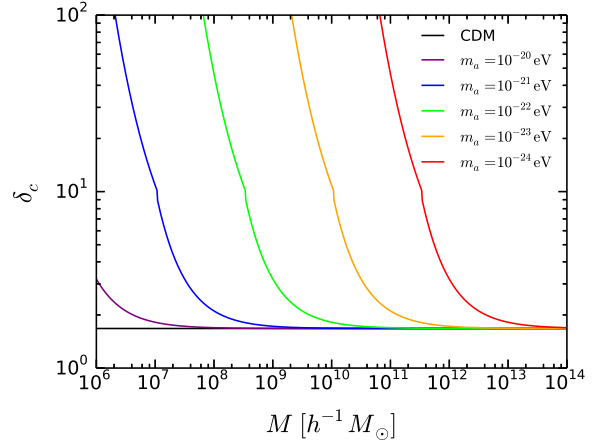


Figure 2. Critical overdensity for collapse at $z = 0$ with different fuzzy dark matter masses (based on the fitting formula from Marsh (2016b)) compared to standard CDM.

The best-fitting parameters are found to be $\{a_1, a_2, a_3, a_4, a_5, a_6\} = \{3.4, 1.0, 1.8, 0.5, 1.7, 0.9\}$.

Hereafter, for FDM mass $m_a = 10^{-22} \text{eV}$ and different FDM fractions, we will use the numerical transfer function at different redshifts for FDM kindly provided by D.J.E. Marsh to compute the critical collapse overdensity from Eqs. (9) and (10). For FDM masses other than 10^{-22}eV , we will use the fitting function for G , Eq. (11), instead.

Figure 1 and Figure 2 show the critical overdensity for collapse at $z = 0$ for different FDM fractions and different FDM masses, respectively.

Due to the nonlinearity of the barrier function for FDM, Eq. (7) can only be solved numerically. We use a similar method as in Benson et al. (2013). Instead of a trapezoid rule for the integration, we implemented a mid-point rule which is more stable for our case (see Appendix A).

The original Press-Schechter formalism does not agree perfectly with N-body simulations of CDM. An improved

model was proposed by [Sheth & Tormen \(1999\)](#):

$$f(S) = A \sqrt{\frac{1}{2\pi}} \sqrt{q\nu} [1 + (\sqrt{q\nu})^{-2p}] \exp\left(-\frac{q\nu^2}{2}\right) \frac{1}{S}, \quad (15)$$

where $\nu \equiv \frac{B(S)}{\sqrt{S}}$, $A = 0.3222$, $p = 0.3$, and $q = 0.707$. To be consistent with this fitting formula for $f(S)$, a remapping of the barrier was proposed by [Sheth et al. \(2001\)](#):

$$B(S) \rightarrow B(S) \sqrt{q} \left[1 + b \left(\frac{1}{q\nu^2}\right)^c\right], \quad (16)$$

where $b = 0.5$ and $c = 0.6$. Solving the integral equation Eq. (7) with the remapped barrier function yields a HMF that is consistent with the Sheth-Tormen model.

In previous works ([Marsh & Silk 2014](#); [Bozek et al. 2015](#)), the HMF for FDM was computed using the Sheth-Tormen formula Eq. (15) with a redefined critical overdensity for collapse Eq. (9). However, the Sheth-Tormen formula was obtained for CDM whereas for a different barrier function, the solution for the first crossing distribution $f(S)$ should be different as discussed above. Strictly speaking, it is not self-consistent to substitute the barrier function for FDM directly into the solution of $f(S)$ for CDM. For this reason, we solve $f(S)$ from the integral equation Eq. (7) using the numerical method described above. To ensure that the HMF of FDM is consistent with that of CDM at higher masses, we keep the form of the barrier remapping for CDM.

2.2 Modification of the tree building algorithm

The merger trees are built using the [Cole et al. \(2000\)](#) algorithm implemented in Galacticus. First, a set of root halos $\{M_i\}$ is drawn at redshift $z = 0$. Given a root halo mass, the algorithm proceeds to construct a merger history by successively drawing branching events. The backwards evolution of a branch of the generated tree is considered complete if the relevant halo has a mass below the mass resolution limit which is a free parameter.

The merging rate is estimated from the conditional mass function computed with the EPS formalism at two redshifts very close to each other assuming spherical collapse. Since the collapse of halos is not perfectly spherical, the merging rate calculated in this way does not accurately match the simulations. Therefore, we use the [Parkinson et al. \(2008\)](#) modifications to the merger rate¹. The branching probability, i.e. the probability of a binary merger per unit time, is then calculated by

$$P = \int_{M_{min}}^{M/2} \frac{M}{M'} \frac{df}{dt} \frac{dS}{dM'} G[\delta_c, \sigma(M), \sigma(M')] dM'. \quad (17)$$

Here, M_{min} is the lowest mass of resolved halos and $G[\delta_c, \sigma(M), \sigma(M')]$ is an empirical modification obtained by [Parkinson et al. \(2008\)](#):

$$G[\delta_c, \sigma(M), \sigma(M')] = G_0 \left(\frac{\sigma(M')}{\sigma(M)}\right)^{\gamma_1} \left(\frac{\delta_c}{\sigma(M)}\right)^{\gamma_2}, \quad (18)$$

with $G_0 = 0.57$, $\gamma_1 = 0.38$ and $\gamma_2 = -0.01$. Note that

¹ A remapping of the barrier is used when calculating the HMF. But here as in [Benson et al. \(2013\)](#) we use the [Parkinson et al. \(2008\)](#) modifications to the merger rate instead of solving the excursion set problem with a remapped barrier.

this modification is calibrated to CDM N-body simulations, thus a recalibration may be needed for other dark matter models. Nevertheless, we use the same form and parameters and leave the calibration for FDM to future work when sufficiently large FDM simulations are available. As we show later, the HMF for FDM obtained from the merger trees fits the HMF derived above reasonably well even without a recalibration.

Additionally to binary mergers, the algorithm also accounts for smooth accretion. In the case of CDM, this corresponds to merging events in which the main halo accretes a small halo whose mass is below the mass resolution. For FDM, however, there is another source of smoothly accreted material, namely matter that is not locked up in a halo. The smooth accretion rate from this effect can be estimated by ([Benson et al. 2013](#))

$$\left.\frac{dR}{dt}\right|_{smooth} = \frac{df_n}{dt} G(\omega, \sigma(M), \sqrt{S_{max}}). \quad (19)$$

Here,

$$f_n = 1 - \int_0^{S_{max}} f(S) dS. \quad (20)$$

[Benson et al. \(2013\)](#) find that if this effect is not included, the mass of halos at higher redshifts will be overestimated for non-CDM models.

In addition to smooth accretion, we note that for FDM the probability to find any progenitors of a small halo with masses close to the HMF low-mass cutoff is very small. Therefore, we add an additional criterion for the termination of a tree branch: if the mass of a halo is small and the probability of finding any of its progenitors is less than P_{min} , the algorithm will terminate the tree branch even if the node's mass is larger than the mass resolution. Physically, such halos correspond to those forming by collapsing density perturbations at that time as opposed to merging of smaller halos or smooth accretion.

Note that the branching probability criteria P_{min} must be chosen carefully. Like the HMF, the branching probability should drop off at small masses. Owing to numerical artifacts, the derived branching probability becomes inaccurate when the progenitor mass approaches the cutoff, thus P_{min} must be chosen sufficiently large to avoid these artifacts. On the other hand, if P_{min} is too large, the resulting HMF obtained from the merger trees will be affected, since the number of halos close to the cutoff will be underestimated. Based on these two considerations we choose different P_{min} for different FDM fractions and masses. For example, for $f = 1$ and $m_a = 10^{22}$ eV we choose a value of $P_{min} = 2 \times 10^{-11} \text{ Gyr}^{-1}$.

3 FDM HALO PROFILE

In a cosmological simulation based on the comoving SP equations, [Schive et al. \(2014a\)](#) found that FDM halos contain distinct solitonic cores embedded in an NFW-like profile. We can approximate the density profile of FDM halos by

$$\rho_{FDM}(r) = \Theta(r_\epsilon - r) \rho_c(r) + \Theta(r - r_\epsilon) \rho_{NFW}(r), \quad (21)$$

where Θ is the Heaviside step function, r_ϵ is the transition radius where the density profile changes from core to NFW-like behaviour, and the soliton density can be well described by (Schive et al. 2014a,b)

$$\rho_c(r) = \frac{1.9a^{-1}(m_a/10^{-23}\text{eV})^{-2}(a^{-1}r_c/\text{kpc})^{-4}}{[1 + 9.1 \times 10^{-2}(r/r_c)^2]^8} M_\odot \text{pc}^{-3}. \quad (22)$$

Defining the core mass M_c as the mass enclosed within r_c , Schive et al. (2014b) found a simple relation between the core mass and the halo mass,

$$M_c \propto a^{-1/2} M_h^{1/3}. \quad (23)$$

It should be noted that by definition, M_c is at most 1/4 of the halo mass.

In actual computations, we do not implement the full density profile as in Eq. (21), because r_ϵ is still unknown (see the discussion in Marsh & Pop 2015). Instead, we model FDM halos with NFW density profiles with a modified concentration parameter and account for the presence of the core as part of the satellite model which will be described in Section 4.

3.1 Concentration parameter

The shape of the NFW profile is determined by the concentration parameter. Halos collapsing earlier when the average density of the universe was larger are more concentrated. As shown in Section 2.1, FDM halos collapse at a higher critical overdensity than their CDM counterparts. They form later than CDM halos with the same mass, thus they are less concentrated. This is analogous to a similar effect seen in warm dark matter (WDM); to account for it, we estimate the concentration parameter for FDM using a fitting formula derived for WDM (Schneider et al. 2012):

$$\frac{c_{\text{fdm}}}{c_{\text{cdm}}} = \left(1 + \gamma_1 \frac{M_{1/2}}{M}\right)^{-\gamma_2}, \quad (24)$$

where $\gamma_1 = 15$, $\gamma_2 = 0.3$, and $M_{1/2}$ is the half-mode mass defined according to the wavenumber at which the transfer function of FDM falls to one half of the transfer function for pure CDM. The concentration parameter for CDM in Eq. (24) is calculated according to Gao et al. (2008). We also experimented with an alternative model for the concentration parameter based on Navarro et al. (1996, 1997), but the difference in the subhalo mass function is very small.

4 SATELLITE MODEL

The constructed merger trees yield information about hierarchical structure formation due to mergers. However, they do not include detailed modeling of the merging process, e.g. dynamical friction or tidal stripping. These processes require additional models to accurately follow the evolution of satellites from the time where they enter the virial radius of their hosts (which is the time at which they are considered to become satellites) until they dissolve within the host.

Galacticus contains several different implementations of such models. The “simple” implementation only calculates the time at which the satellite will be completely merged

with its host using a prescription from Jiang et al. (2008) calibrated to match CDM N-body simulations².

The “orbiting” implementation presented in Pullen et al. (2014) is a more sophisticated model. It includes tidal stripping, tidal heating, and integrates the satellites’ orbits including a submodel for dynamical friction to derive the actual merging time. For details on the model we refer the reader to Pullen et al. (2014); here we briefly summarize the model ingredients.

If an object becomes a satellite, it is assigned an orbit, drawing the orbital parameters from PDFs that have been derived from N-body simulations. We use Galacticus’ default choice for these PDFs (see Benson 2005). The dynamics of the satellite in its host’s gravitational potential is then evaluated, using a prescription for the acceleration \mathbf{a}_{df} by dynamical friction by Chandrasekhar (1943):

$$\mathbf{a}_{\text{df}} = -4\pi G^2 \ln \Lambda M_{\text{sat}} \rho_{\text{host}}(r_{\text{sat}}) \frac{\mathbf{V}_{\text{sat}}}{V_{\text{sat}}^3} \times \left[\text{erf}(X) - \frac{2X}{\sqrt{\pi}} \exp(-X^2) \right], \quad (25)$$

where M_{sat} is the mass of the satellite, $\rho_{\text{host}}(r_{\text{sat}})$ is the density of the host halo at the distance of the satellite, \mathbf{V}_{sat} is the velocity of the satellite, $X = V_{\text{sat}}/\sqrt{2}\sigma_v$ with the velocity dispersion of the host σ_v , and $\ln \Lambda$ is the Coulomb logarithm.

As a consequence of dynamical friction, the satellites’ orbits shrink over time and they eventually dissolve. Satellites are considered merged if the distance is either lower than the sum of the half mass radius of both satellite and host, or if the distance becomes less than 1% of the host’s virial radius, or if the bound mass of the satellite is less than some fraction of its initial mass when becoming a satellite; this fraction is 1% by default.

To account for tidal stripping, a tidal radius is defined so that all the mass outside of the tidal radius is stripped from the satellite in one orbital period (King 1962):

$$x_t^3 = \frac{GM_{\text{sat}}(< x_t)}{\omega^2 - d^2\Phi/dr^2}, \quad (26)$$

with $M_{\text{sat}}(< x_t)$ being the enclosed mass within the tidal radius, ω the angular velocity, and Φ the gravitational potential from the host. Finally, tidal heating is modeled using the results by Gnedin et al. (1999).

4.1 Modifications for FDM

The existence of a core in the halo is a generic property of FDM models, changing the dark matter halo profile. While we expect these changes not to be significant at large radii, the close interaction of satellites and hosts with each other may potentially depend on the profile. In order to estimate the range of potentially observable effects, we use the satellite model to test several model assumptions, motivated in part by Schwabe et al. (2016) who ran detailed simulations of merging solitonic cores.

As a first assumption, we set the tidal stripping rate to

² This is the default choice for the merging time scales. However, Galacticus allows to use several other implementations for the calculation of the merging time.

zero once the bound mass of the satellite approaches $4M_c$ (the total mass of a FDM halo when it is dominated by the solitonic core), representing the idea that the compact core of the satellite is stable against tidal disruption. Secondly, we change the merging criteria. Host and satellite merge if the distance between them is smaller than the sum of their core radii, or if the satellite has less than 1% of its initial bound mass left. The criterion for the core radius is motivated by the observation that merging events happen rapidly once the cores touch (Schwabe et al. 2016). Physically, this is expected only to be relevant for small halos that have relatively dominant cores while in more massive objects, one would expect the dynamics to be governed by the extended halo rather than the core. However, for these massive halos the bound mass criterion will apply before the cores interact, yielding only mild changes in the subhalo mass function at high masses (see section 5.3).

Additionally, the core mass is assigned along the merger history. First, we assign a core mass to all the halos in a tree that have no progenitors according to the Schive et al. (2016) core mass-halo mass relation. Then the core mass may be changed by merger events. Minor mergers, defined as mergers with core mass ratios higher than $7/3$, do not affect the core mass of a halo. This is again motivated by Schwabe et al. (2016) who showed that at high core mass ratios, the core of the smaller halo is simply disrupted and does not add mass to the solitonic core. For major mergers (mergers with mass ratios smaller than $7/3$), we set the core mass of the descendant halo M_c given the core masses of the progenitors, $M_{c,i}$, to

$$M_c = \beta \sum_i M_{c,i}, \quad (27)$$

where β parametrizes the mass loss of the cores in a merging event. A value of $\beta = 1$ corresponds to the case where the core masses are simply summed up. We use a value of $\beta = 0.7$ as found by Schwabe et al. (2016).

As a last modification, we disable the tidal heating in the model. It is unclear how tidal heating would affect a FDM profile that has a core. In particular, the core itself should not expand at all. Therefore, we simply ignore tidal heating.

We note that we do not modify other parts of the satellite model. For instance, we use distributions of the orbital parameters of satellites calibrated from CDM simulations. Obtaining these distributions for FDM will require large cosmological simulations which are not available to date. In this work, we broadly explore the possible effects of FDM cores on these scales. A complete, self-consistent model is beyond the scope of this paper.

5 RESULTS

The Galacticus code v0.9.4 (revision c49f04858120) is used with the modifications explained above (see Sections 2.3, and 4). We compare the results for different FDM fractions $f = \Omega_a/\Omega_m$ and different FDM masses m_a with the standard CDM model.

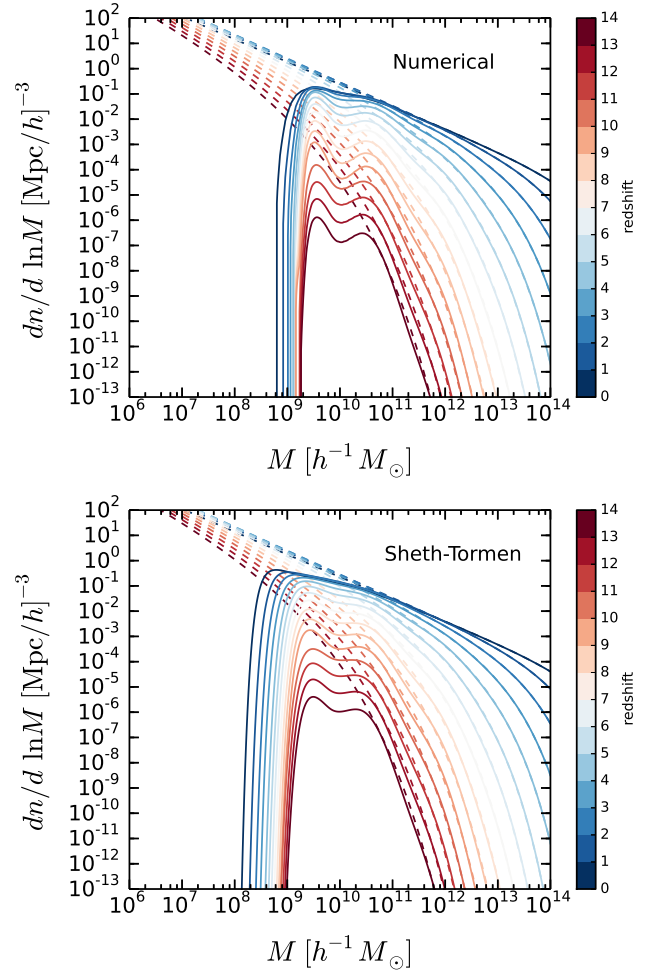


Figure 3. Halo mass function for FDM fraction $f = 1.0$ (solid lines) compared to standard CDM (dashed lines). Redshifts range from $z = 14$ to $z = 0$, obtained using our new calculation detailed above (upper panel) and the Sheth-Tormen formalism (lower panel). The FDM mass is set to $m_a = 10^{-22}\text{eV}$.

5.1 Halo Mass Function

As discussed in Sec. 2.1, we solve the excursion set problems for FDM with a redefined critical overdensity for collapse for FDM. The HMF we obtain for pure FDM with $m_a = 10^{-22}\text{eV}$ is shown in Fig. 3 (upper panel), with each line showing the HMF at a different redshift (see legend). We also show the FDM halo mass function as derived in previous investigations (e.g. Bozek et al. 2015) by simply replacing the barrier function in Eq. (15) with the critical overdensity for collapse for FDM in the lower panel.

As we can see from Fig. 3, upper panel, the HMF of FDM we obtain numerically shows the characteristic cutoff below a redshift-dependent minimum mass owing to quantum pressure. Compared with the Sheth-Tormen formalism (lower panel), we obtain a higher cutoff. At $z = 0$, the cutoff mass is about $6 \times 10^8 h^{-1} M_\odot$, roughly 4 times the value obtained from Sheth-Tormen formalism. Additionally, the cutoff mass of the HMF changes less strongly with redshift. At $z = 14$, the cutoff mass is $2 \times 10^9 h^{-1} M_\odot$, only 2 times of the value obtained from Sheth-Tormen formalism.

Next, we consider the case that dark matter is composed

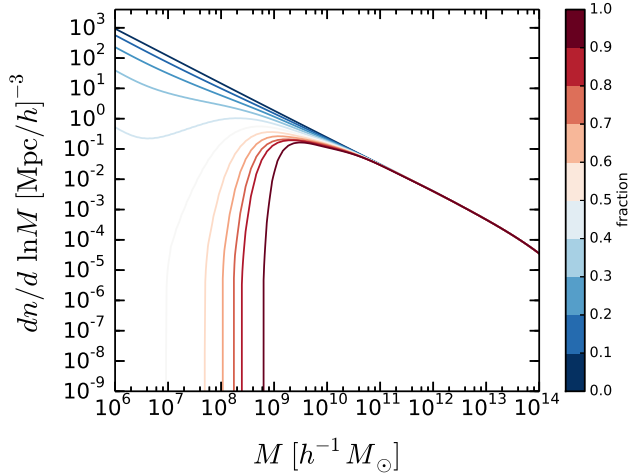


Figure 4. Halo mass function at $z = 0$ with different FDM fractions f . The fractions range from 0 to 1 with a step size of 0.1. The FDM mass is set to $m_a = 10^{-22}$ eV.

of a mixture of CDM and FDM (where the CDM component may simply be another ULA species with higher mass). We fix the total matter density of dark matter and change the fraction of FDM, $f = \Omega_a/\Omega_m$, from 0 (pure CDM) to 1 (pure FDM). The HMFs at $z = 0$ for different fractions is shown in Fig. 4. We find that on large scales, the HMFs for MDM models are consistent with CDM as expected. However, on small scales the HMF is suppressed. With increasing f , the suppression becomes more and more significant. Around equipartition between CDM and FDM ($f \sim 0.5$) we recover a sharp cutoff as in the pure FDM case, albeit at lower cutoff masses ($\sim 10^7 h^{-1} M_\odot$). For higher f , the cutoff mass increases. All of these results are, mostly by construction, qualitatively consistent with Marsh & Silk (2014).

Finally, we also consider different particle masses for FDM, using fitting functions for the transfer function, Eq. (8) in Hu et al. (2000), and G , Eq. (11) (Marsh 2016b). The results are shown in Fig. 5. We find the cutoff in the HMF changing with FDM mass as expected. The smaller the FDM mass, the larger the cutoff; e.g., for $m_a = 10^{-24}$ eV the cutoff mass is about $10^{12} M_\odot$, a possibility clearly ruled out by the existence of Milky Way sized halos.

5.2 Validating Merger Trees

To check the consistency of the merger tree algorithm, we run merger trees with 1000 trees per decade in mass for halos with masses in the range $[4 \times 10^8, 4 \times 10^{13}] M_\odot$ at $z = 0$. The mass resolution is set to $2 \times 10^8 M_\odot$. We compare the HMF obtained by counting the halos in our merger trees with the one derived from solving the excursion set problems at different redshifts. Fig. 6 shows the HMF at $z = 0$ for pure FDM, $f = 0.5$, and pure CDM, with the symbols showing the data while the lines show the expected HMF from directly solving the excursion set problem as discussed in the previous sections. In order to show the points and error bars more clearly and avoid overlapping, the center of bins is chosen slightly differently when counting the halos in merger trees. We can see that the HMFs obtained from merger trees can reproduce the excursion set problem solu-

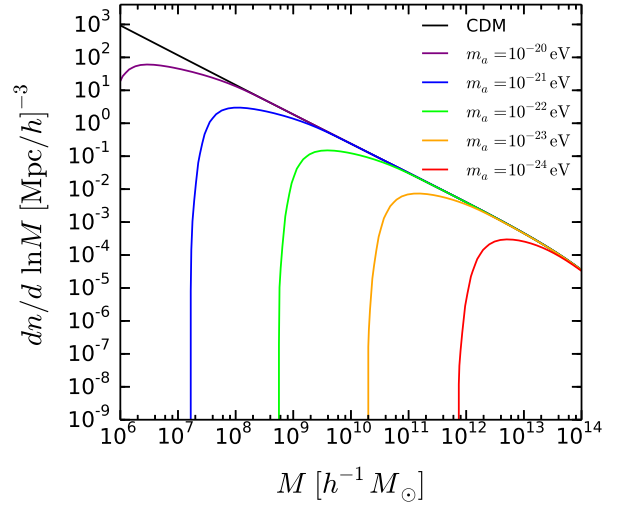


Figure 5. Halo mass function at $z = 0$ with different FDM masses compared to standard CDM.

tions. The large errors at higher masses are due to relatively few large halos.

Similarly, Fig. 7 shows the HMF obtained from the merger trees compared to the direct solution for pure CDM and two different FDM masses. The agreement with the expectations is good.

Fig. 8 (Fig. 9) again shows the HMF from the merger trees for different fractions f (FDM masses), but for a different redshift of $z = 3$. We find an acceptable agreement, despite small deviations at intermediate halo masses. At even larger redshifts, the HMFs derived from the merger trees deviate more from the excursion set solutions. This is caused by small deviations in the branching modelling that accumulate with redshift, since the tree generation algorithm works ‘top to bottom’, i.e. it starts at $z = 0$ and generates progenitors. This deviation suggests that we may need to recalibrate the Parkinson et al. (2008) modifications to the merger rate for FDM to get more accurate merger histories. Since there exist no sufficiently large cosmological simulations for FDM at present, we leave this to future work. We will show that this deviation at higher redshifts does not have a significant effect on the substructures of halos at lower redshifts.

5.3 Halo Substructure

In the last subsection, we have presented the HMFs for FDM and MDM. In this subsection, we will use the satellite models described in Section 4 to explore the subhalo mass function (SHMF).

We ran merger trees with 1000 trees per decade in mass for Milky Way sized parent halos, $1 \times 10^{12} < M_{\text{host}} < 3 \times 10^{12} M_\odot$. We chose a mass resolution of $M_{\text{res}} = 5 \times 10^7 M_\odot$ and compared the results from different satellite models, the ‘simple’ implementation and the ‘orbiting’ implementation. For the pure ADM case, we use the orbiting model with the modifications outlined above; for CDM we use the unmodified version. In the orbiting implementation, we used the same parameters as in Pullen et al. (2014): the Coulomb logarithm $\ln \Lambda = 2.0$ and the tidal stripping mass loss rate

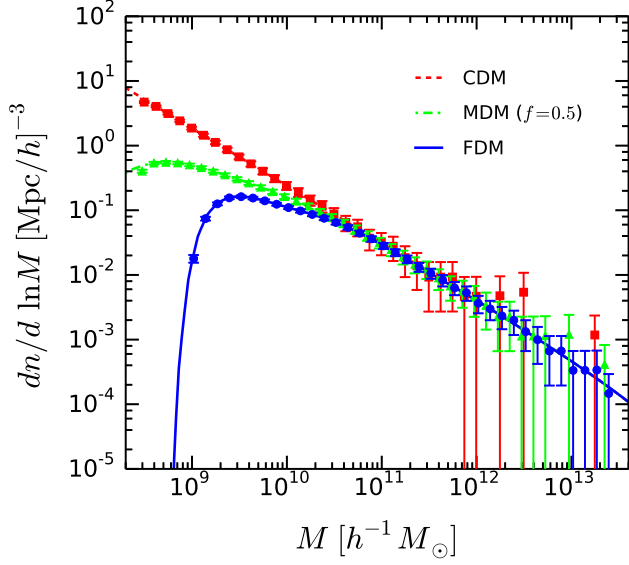


Figure 6. Halo mass function from merger trees at $z = 0$ for pure FDM and mixed dark matter (MDM) compared to standard CDM. The FDM mass is set to $m_a = 10^{-22}$ eV. Symbols indicate the data from the merger trees, the lines indicate the directly calculated HMF.

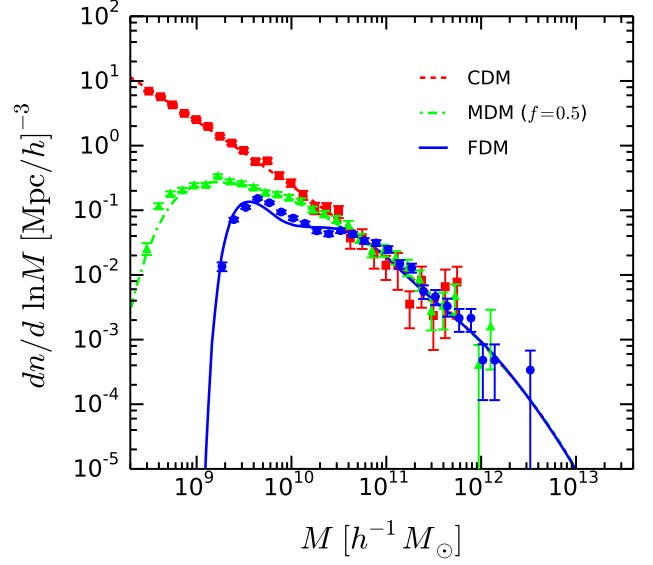


Figure 8. Halo mass function from merger trees at $z = 3$ for pure FDM and mixed dark matter (MDM) compared to standard CDM. The FDM mass is set to $m_a = 10^{-22}$ eV.

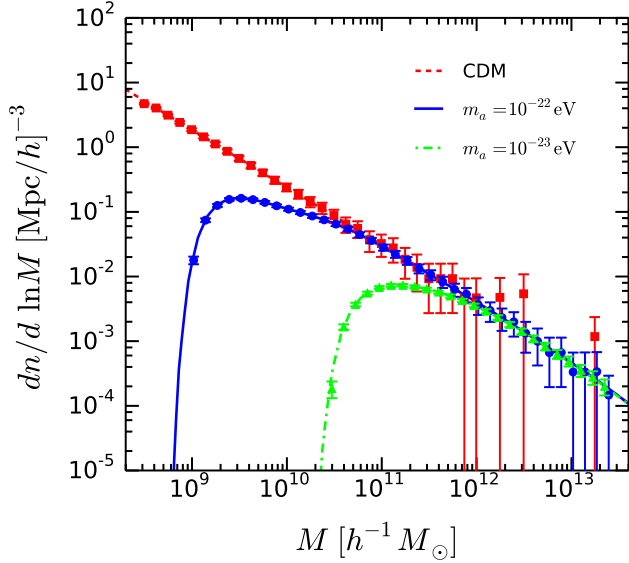


Figure 7. Halo mass function from merger trees at $z = 0$ for pure FDM with different masses compared to standard CDM.

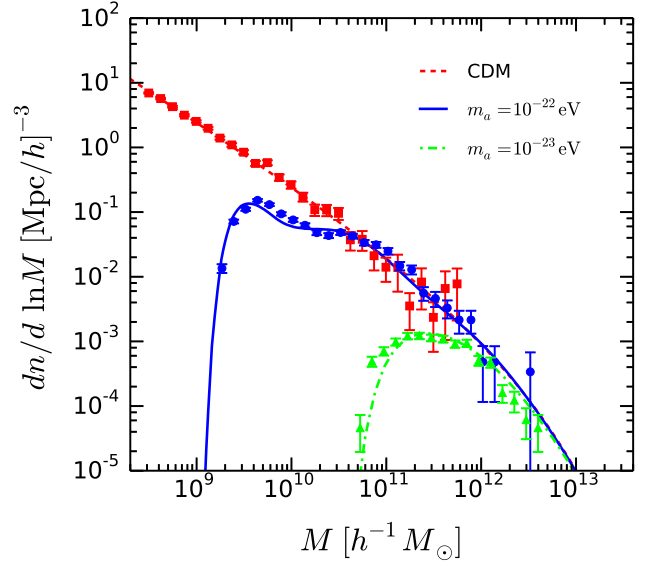


Figure 9. Halo mass function from merger trees at $z = 3$ for pure FDM with different masses compared to standard CDM.

parameter $\alpha = 2.5$. The model for tidal heating in the orbiting implementation was switched off since it is physically unclear how this is to be treated given that FDM halos are expected to have compact cores.

As discussed in last subsection, the HMF obtained from merger trees may deviate from the one from solving the excursion set problems at redshift $z > 3$. It indicates that the merger tree structure at high redshifts suffers from the uncertainty caused by an inaccurate calculation of merging rate. In order to check how significantly this affects the SHMF, we use the redshift at which subhalos were last iso-

lated as a diagnostic. As long as most of the subhalos with $z_{iso} > 3$ have been completely merged in their host at $z = 0$ (and therefore are not present in the substructure of their hosts), the high-redshift HMF does not affect the SHMF at low redshift. In Fig. 10, we show the cumulative fraction of subhalos with last isolated redshift $z_{iso} \geq z$ for the case with $f = 1$ and $m_a = 10^{-22}$ eV. As can be seen, less than 10% of subhalos originate from isolated halos at redshifts larger than 3. Thus, the uncertainty at higher redshifts can only have a very small effects on the SHMF at $z = 0$.

To show the effects of dynamical friction and tidal stripping in the orbiting model separately, we show the SMHF with each effect switched on and compare them with the

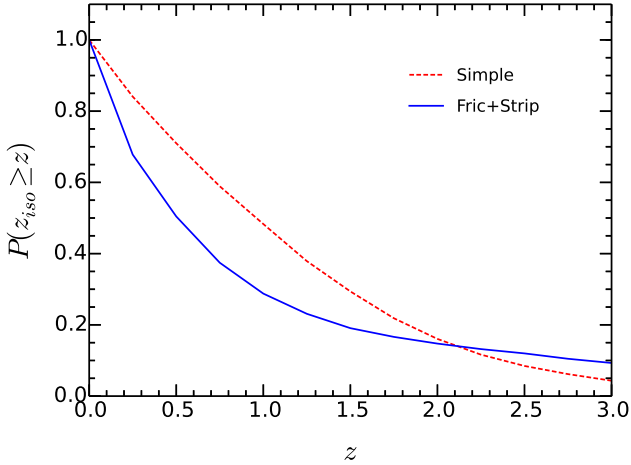


Figure 10. Cumulative distribution of the redshifts at which $z = 0$ subhalos became subhalos for pure FDM ($f=1$) with $m_a = 10^{-22}$ eV.

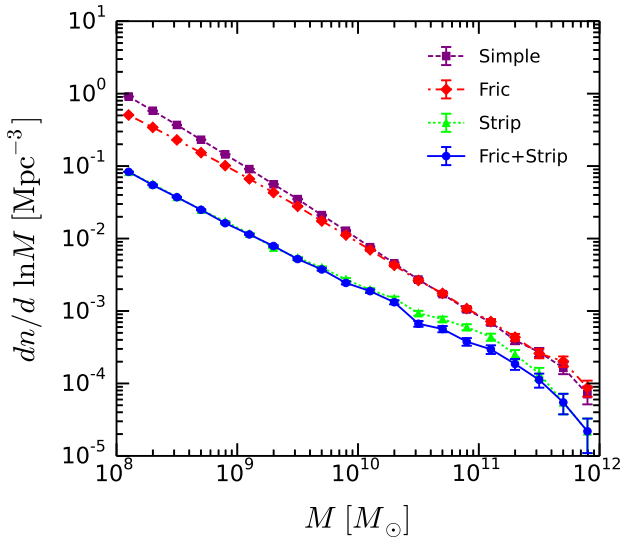


Figure 11. Subhalo mass function from merger trees for standard CDM. “Fric” refers to dynamic friction and “Strip” refers to tidal stripping.

simple model. We note that in the following, we use the concentration parameter as defined for CDM (see above). We will analyze the influence of the concentration parameter on the stripping efficiency and therefore on the SMHF below. Figure 11 shows the results for CDM, similar to Figs. 2 and 3 in Pullen et al. (2014). Due to changes between version v0.9.3 and v0.9.4 in Galacticus, there exist some small differences but the results are still comparable. We can see that if only dynamical friction is active, the SHMF is broadly consistent with the simple model. The tidal stripping effect reduces the amplitude of the SHMF. This is because the mass bound to the subhalos is gradually stripped by tidal forces, shifting the SHMF to the left which in turn makes the subhalos more vulnerable to further stripping. This is consistent with the results of Pullen et al. (2014).

Figures 12 and 13 show the SHMF for MDM with $f = 0.5$ and pure FDM, respectively. The FDM mass is taken to

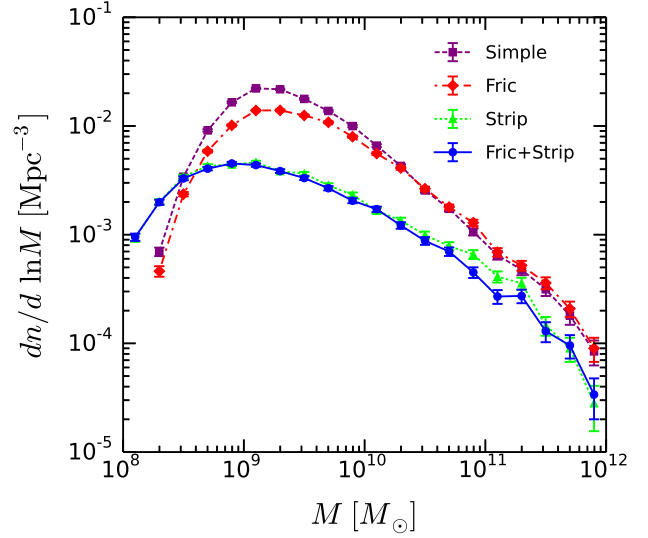


Figure 12. Subhalo mass function from merger trees for MDM ($f=0.5$). The FDM mass is set to $m_a = 10^{-22}$ eV.

be 10^{22} eV. For the MDM case, we use the original orbiting implementation, i.e. we do not include the effects arising from axionic cores. As can be seen, if some fraction of dark matter is FDM, the SHMF is suppressed at lower masses.

In the simple satellite model and the orbiting model with only dynamical friction, subhalos do not lose mass until they dissolve within the host halo. In these models, we therefore observe a sharp cutoff in the SHMF at the HMF mass cutoff. In the more realistic orbiting model including tidal stripping, the subhalos will gradually lose their mass due to tidal stripping. This effect can be identified in Fig. 12 and 13: the SMHF obtained from the orbiting model including tidal stripping is shifted to the lower mass end. In particular, for the pure FDM case, we can see a bump which peaks at $3 - 4 \times 10^8 M_\odot$ if we include tidal stripping in the orbiting model. This is expected as a consequence of our modification to stop tidal stripping at the solitonic core (cf. Section 4). These naked cores orbit their hosts until they satisfy one of the merging criteria, yielding a bump in the SMHF around $4M_c$ (the factor 4 follows from the definition of the core mass). At present, this feature is a direct consequence of our model assumptions. Large simulations resolving subhalo structure and dynamics are required to determine whether the feature in the SMHF is physical.

Figure 15 shows a comparison of the SHMFs for FDM, MDM ($f=0.5$) and CDM using the orbiting implementation with dynamical friction and tidal stripping switched on. It can be seen that the SHMFs for FDM and MDM are suppressed at smaller masses compared to CDM, while at larger masses the three models are coincident.

We also compare the SHMF for FDM with different masses in Fig. 15. For the case of $m_a = 10^{-23}$ eV, we ran the merger trees with 4000 trees per decade in mass in order to reduce the statistical errors close to the cutoff. With decreasing FDM mass there are fewer lower mass subhalos as expected from the increased mass cutoff in the HMF for lower axion masses.

In Fig. 16, we show the results for SMHF for two different choices of the concentration parameter as described

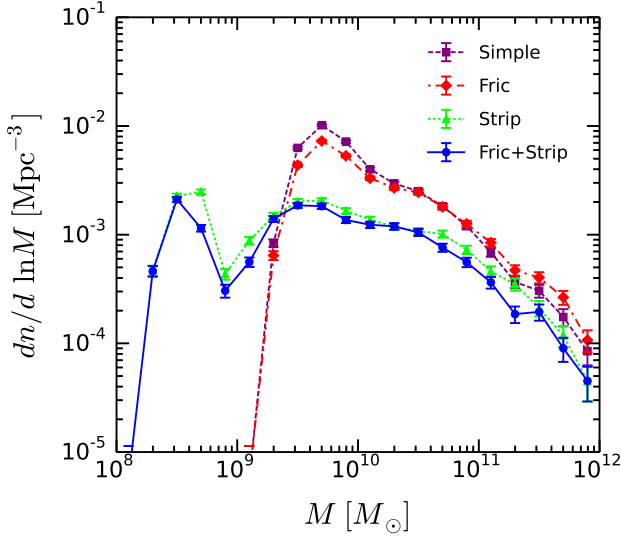


Figure 13. Subhalo mass function from merger trees for pure FDM ($f=1$). The FDM mass is set to $m_a = 10^{-22}$ eV.

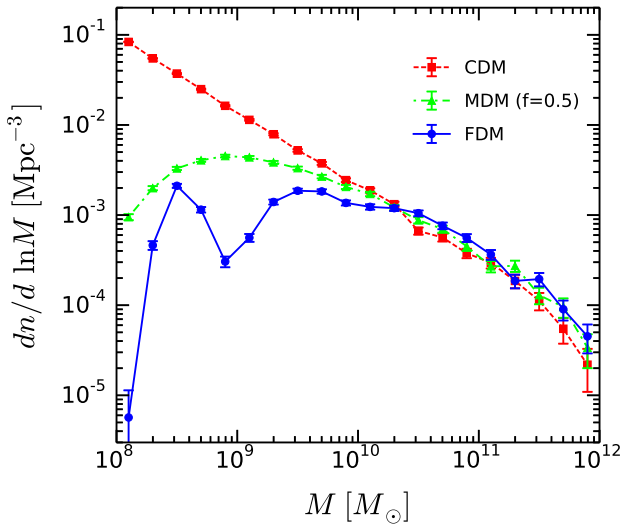


Figure 14. Subhalo mass function for FDM and MDM ($f = 0.5$) using the “orbiting” implementation with dynamical friction and tidal stripping compared with the standard CDM. The FDM mass is set to $m_a = 10^{-22}$ eV.

in Section 3.1. The differences are marginal. However, for the modified concentration parameter, the lower concentration parameter make halos more susceptible to tidal stripping. Consequently, the SMHF in the mass range $2 \times 10^9 \sim 10^{11} M_\odot$ is slightly lower.

6 CONCLUSIONS

In this work, we describe the implementation of fuzzy dark matter (FDM) into the semi-analytic code for galaxy formation Galacticus in order to study the substructure of FDM halos. Using the FDM transfer function with a sharp small-scale cutoff caused by quantum pressure (Hu et al. 2000; Marsh & Silk 2014; Hlozek et al. 2015; Marsh 2016b) and

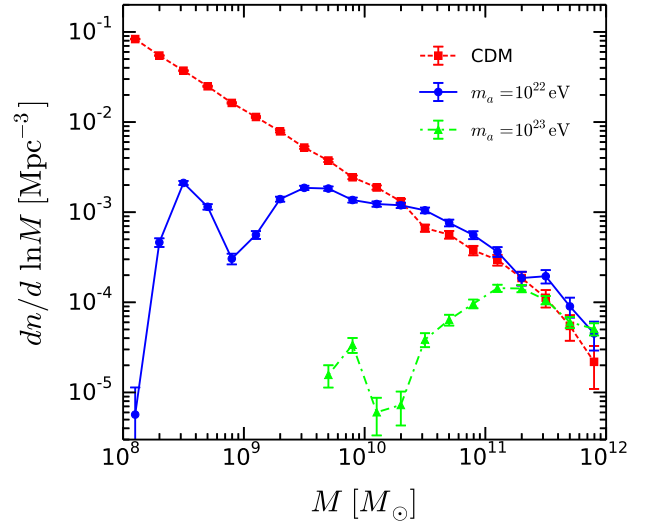


Figure 15. Subhalo mass function for FDM with different masses compared to standard CDM.

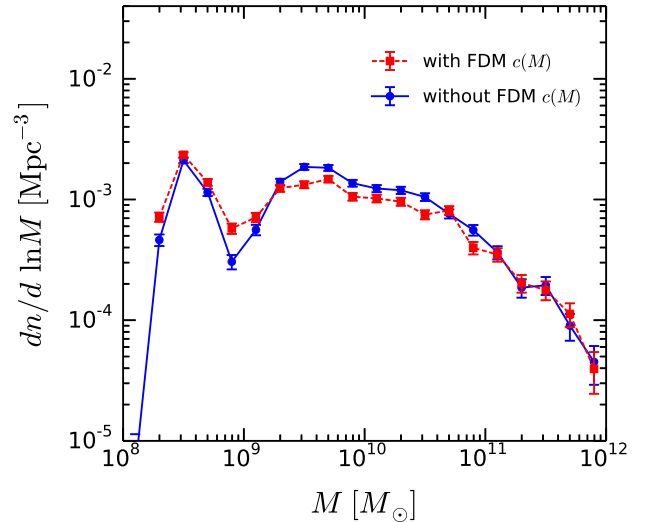


Figure 16. Subhalo mass function for FDM with and without modification to concentration parameter. The FDM mass is set to $m_a = 10^{-22}$ eV.

a modified barrier function accounting for the mass dependent growth of FDM (Marsh & Silk 2014), we apply the extended Press-Schechter formalism to calculate the halo mass function (HMF) for FDM.

Our HMFs show minor differences to those derived with the Sheth-Tormen formalism with a redefined critical overdensity for collapse (Marsh & Silk 2014; Benson et al. 2013) by having a larger cutoff mass which changes less strongly with redshift (cf. Fig. 3).

Using the Cole et al. (2000) algorithm implemented in Galacticus, we build synthetic merger trees for FDM and validate them by comparing the HMF with the solution of the excursion set approach at different redshifts. We find that the HMFs match reasonably well at redshift $z < 3$ (see Figs. 6, 7, 8 and 9), while deviations exist at higher redshifts. We demonstrate, however, that the vast majority of subhalos

accreted by the host at redshift $z > 3$ are already completely merged with the host at $z = 0$ and thus do not have a significant effect on the subhalo mass function (SHMF) at the present time.

To study the nonlinear evolution of FDM subhalos, we modify an existing model for satellite halos (the “orbiting” implementation) in Galacticus (Pullen et al. 2014) which includes the nonlinear effects of dynamical friction and tidal stripping (we ignore tidal heating in the absence of calibrations with FDM simulations). In order to account for possible effects from compact solitonic cores in FDM halos, we set the tidal stripping to 0 when a satellite has only its core left and change the merging criteria of subhalos. We find that if FDM composes a significant fraction of the total dark matter density, the SHMF is suppressed on small scales. The larger the fraction or the smaller the mass, the stronger is the suppression (see Figs. 14 and 15). For pure FDM, the SHMF exhibits a maximum around $4M_c$ (see Fig. 15), where M_c is the mass of the solitonic core for subhalos close to the mass cutoff, reflecting the fact that pure cores are assumed to be stable against tidal stripping. We also consider the impact of modifying the concentration parameter for FDM halos onto the SHMF and find only weak differences.

The parameters for dynamical friction and tidal stripping used in our work were obtained from CDM N-body simulations. A recalibration of these parameters will be possible as soon as sufficiently large FDM simulations become available.

In this work, we have only explored pure dark matter physics. Using the generated merger trees in conjunction with a semi-analytic model of galaxy formation that includes baryonic physics, we will be able to constrain FDM models from observations like the high-redshift UV luminosity function and reionization history.

ACKNOWLEDGEMENTS

We thank D.J.E. Marsh, B. Schwabe, and J. Veltmaat for helpful discussions and D.J.E. Marsh for providing the FDM transfer function. We would also like to thank A. Benson for extensive discussion and support. XD acknowledges the China Scholarship Council (CSC) for financial support.

REFERENCES

Abazajian K., 2006, *Phys. Rev.*, D73, 063513
 Abbott T., et al., 2016, *MNRAS*, 460, 1270
 Ade P., et al., 2015, preprint ([arXiv:1502.01589](#))
 Arvanitaki A., Dimopoulos S., Dubovsky S., Kaloper N., March-Russell J., 2010, *Phys. Rev.*, D81, 123530
 Benson A. J., 2005, *MNRAS*, 358, 551
 Benson A. J., 2012, *New Astronomy*, 17, 175
 Benson A. J., Farahi A., Cole S., Moustakas L. A., Jenkins A., et al., 2013, *MNRAS*, 428, 1774
 Bode P., Ostriker J. P., Turok N., 2001, *ApJ*, 556, 93
 Bond J. R., Cole S., Efstathiou G., Kaiser N., 1991, *ApJ*, 379, 440
 Boylan-Kolchin M., Bullock J. S., Kaplinghat M., 2011, *Monthly Notices of the Royal Astronomical Society: Letters*, 415, L40
 Bozek B., Marsh D. J. E., Silk J., Wyse R. F. G., 2015, *MNRAS*, 450, 209
 Calabrese E., Spergel D. N., 2016, *MNRAS*, 460, 4397

Chandrasekhar S., 1943, *ApJ*, 97, 255
 Cole S., Lacey C. G., Baugh C. M., Frenk C. S., 2000, *MNRAS*, 319, 168
 Gao L., Navarro J. F., Cole S., Frenk C., White S. D. M., Springel V., Jenkins A., Neto A. F., 2008, *MNRAS*, 387, 536
 Gnedin O. Y., Hernquist L., Ostriker J. P., 1999, *ApJ*, 514, 109
 Hezaveh Y., Dalal N., Holder G., Kisner T., Kuhlen M., Perreault Levasseur L., 2014, preprint, ([arXiv:1403.2720](#))
 Hezaveh Y. D., et al., 2016, *ApJ*, 823, 37
 Hlozek R., Grin D., Marsh D. J. E., Ferreira P. G., 2015, *Phys. Rev.*, D91, 103512
 Hu W., Barkana R., Gruzinov A., 2000, *Phys. Rev. Lett.*, 85, 1158
 Jiang C. Y., Jing Y. P., Faltenbacher A., Lin W. P., Li C., 2008, *ApJ*, 675, 1095
 Jones J. G., 1961, *Mathematics of Computation*, 15, 131
 Khlopov M. Y., Malomed B. A., Zeldovich Y. B., 1985, *MNRAS*, 215, 575
 King I., 1962, *ApJ*, 67, 471
 Klypin A. A., Kravtsov A. V., Valenzuela O., Prada F., 1999, *ApJ*, 522, 82
 Linz P., 1969, *The Computer Journal*, 12, 393
 Marsh D. J. E., 2016a, personal communication
 Marsh D. J. E., 2016b, preprint ([arXiv:1605.05973](#))
 Marsh D. J. E., 2016c, *Phys. Rept.*, 643, 1
 Marsh D. J. E., Pop A.-R., 2015, *MNRAS*, 451, 2479
 Marsh D. J. E., Silk J., 2014, *MNRAS*, 437, 2652
 Monaco P., 1998, *Fundamentals of Cosmic Physics*, 19, 157
 Moore B., Ghigna S., Governato F., Lake G., Quinn T. R., et al., 1999, *ApJ*, 524, L19
 Navarro J. F., Frenk C. S., White S. D. M., 1996, *ApJ*, 462, 563
 Navarro J. F., Frenk C. S., White S. D., 1997, *ApJ*, 490, 493
 Parkinson H., Cole S., Helly J., 2008, *MNRAS*, 383, 557
 Press W. H., Schechter P., 1974, *ApJ*, 187, 425
 Pullen A. R., Benson A. J., Moustakas L. A., 2014, *ApJ*, 792, 24
 Sanders J. L., Bovy J., Erkal D., 2016, *MNRAS*, 457, 3817
 Sarkar A., Mondal R., Das S., Sethi S. K., Bharadwaj S., Marsh D. J. E., 2016, *J. Cosmology Astropart. Phys.*, 4, 012
 Schive H.-Y., Chiueh T., Broadhurst T., 2014a, *Nature Physics*, 10, 496
 Schive H.-Y., Liao M.-H., Woo T.-P., Wong S.-K., Chiueh T., Broadhurst T., Hwang W.-Y. P., 2014b, *Phys. Rev. Lett.*, 113, 261302
 Schive H.-Y., Chiueh T., Broadhurst T., Huang K.-W., 2016, *ApJ*, 818, 89
 Schneider A., Smith R. E., Maccio A. V., Moore B., 2012, *MNRAS*, 424, 684
 Schwabe B., Niemeyer J. C., Engels J. F., 2016, preprint ([arXiv:1606.05151](#))
 Sheth R. K., Tormen G., 1999, *MNRAS*, 308, 119
 Sheth R. K., Mo H. J., Tormen G., 2001, *MNRAS*, 323, 1
 Spergel D. N., Steinhardt P. J., 2000, *Phys. Rev. Lett.*, 84, 3760
 Svrcek P., Witten E., 2006, *JHEP*, 06, 051
 Walker M. G., Peñarrubia J., 2011, *ApJ*, 742, 20
 Wetzel A. R., Hopkins P. F., Kim J.-h., Faucher-Giguere C.-A., Keres D., Quataert E., 2016, preprint ([arXiv:1602.05957](#))
 Witten E., 1984, *Phys. Lett.*, B149, 351
 Woo T.-P., Chiueh T., 2009, *ApJ*, 697, 850
 de Blok W., 2010, *Adv. Astron.*, 2010, 789293

APPENDIX A: NUMERICAL METHOD FOR SOLVING THE INTEGRAL EQUATION

In Benson et al. (2013), the integral equation Eq. (7) is solved by discretizing the integral using the trapezoid rule

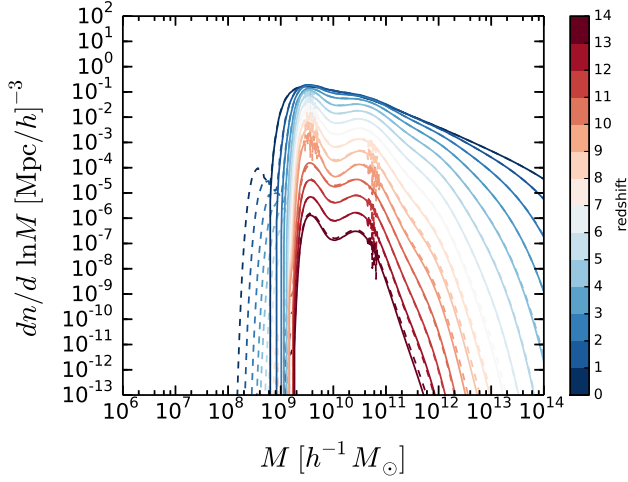


Figure A1. Halo mass function for fuzzy dark matter fraction $f = 1.0$ derived using the mid-point rule (solid lines) compared to the result using the trapezoid rule (dashed lines). Redshifts range from $z = 14$ to $z = 0$. The FDM mass is set to $m_a = 10^{-22}$ eV.

as

$$\int_0^{S_j} f(S') K(S_j, S') dS' = \sum_{i=0}^{j-1} \frac{f(S_i) K(S_j, S_i) + f(S_{i+1}) K(S_j, S_{i+1})}{2} \Delta S_i. \quad (\text{A1})$$

Here, $K(S_j, S')$ is the kernel of the integral equation. To increase precision for our specific problem, we instead implement the mid-point rule:

$$\int_0^{S_j} f(S') K(S_j, S') dS' = \sum_{i=0}^{j-1} f(S_{i+1/2}) K(S_j, S_{i+1/2}) \Delta S_i. \quad (\text{A2})$$

The first crossing distribution $f(S)$ at $S_{i+1/2}$ is given by

$$f(S_{j-1/2}) = \frac{1}{K(S_j, S_{j-1/2}) \Delta S_i} \left(\operatorname{erfc} \left[\frac{B(S_j)}{\sqrt{2S_j}} \right] - \sum_{i=0}^{j-2} f(S_{i+1/2}) K(S_j, S_{i+1/2}) \Delta S_i \right). \quad (\text{A3})$$

Fig. A1 shows that the results from the trapezoid rule display artifacts near the cutoff at lower masses. Additionally, we see unphysical oscillations at intermediate masses, which is a common behavior when one solves integral equations using the trapezoidal rule (Jones 1961; Linz 1969). Our method avoids these artifacts.

This paper has been typeset from a \LaTeX file prepared by the author.