

TOPOLOGICAL ENTROPY AND BULGING DEFORMATION OF REAL PROJECTIVE STRUCTURES ON SURFACE

PATRICK FOULON AND INKANG KIM

ABSTRACT. In this paper we study the deformation of strictly convex real projective structures on a closed surface. Specially we study the deformation in terms of the entropy on bulging deformations. As a byproduct we construct a sequence of divergent structures whose topological entropy converges to a designated number between 0 and 1.

1. INTRODUCTION

A real projective structure on a closed surface S is a maximal atlas where the transition functions are the restriction of elements in $PGL(3, \mathbb{R})$. The developing map of the real projective structure defines a local homeomorphism from \tilde{S} into \mathbb{RP}^2 . When the image of the developing map is a convex domain, the real projective structure is said to be convex. In this note, we are interested in a strictly convex real projective structure. A strictly convex domain in \mathbb{RP}^2 can be considered as a deformation of a conic where the structure is real hyperbolic. In this sense, the moduli space of real projective structures contain the Teichmüller space. Indeed it is known that the moduli space is a holomorphic vector bundle over the Teichmüller space with the fibres being holomorphic cubic differentials [10, 12]. Furthermore it is a Kähler manifold with the Teichmüller space being totally geodesic equipped with Weil-Petersson metric [9].

In the language of Higgs bundles, Hitchin [8] singled out a component in a character variety of $SL(3, \mathbb{R})$. This Hitchin component is the set of holonomy representations of strictly convex real projective structures.

¹2000 *Mathematics Subject Classification.* 51M10, 57S25.

²*Key words and phrases.* Real projective surface, topological entropy, bulging deformation.

³I. Kim gratefully acknowledges the partial support of Grant (NRF-2014R1A2A2A01005574) and a warm support of CIRM during his visit.

Labourie [11] also characterized this component as Anosov representations. But until now, its compactification and dynamical properties remain mysterious.

In this note, we analyze the dynamical properties of geodesic flow in terms of the entropy with respect to some invariant measures. By Crampon [4] it is known that the topological entropy of the geodesic flow is less than or equal to that of hyperbolic structure, and the equality occurs only when the real projective structure is a hyperbolic structure. Later Nie [15] constructed a sequence of real projective structures whose topological entropy tends to zero. More recently, Zhang [17] constructed a sequence of divergent real projective structures whose topological entropy tends to a prescribed number between 0 and 1. He uses so-called internal parameters to construct such a sequence. In this paper, we use different parameter, bulging parameter or vertical parameter, to construct such a sequence. Goldman [6] gave parameters for strictly convex real projective structures as follows. Take a pants decomposition of S . For each pair of pants, there are boundary parameters, two parameters for each boundary curve. There are two more internal parameters to determine a projective structure on a pair of pants. Hence 8 parameters for each pair of pants. To glue two pairs of pants, there are two parameters, called a horizontal twisting parameter, and a vertical parameter (or bulging parameter). In this paper, we are concerned with a vertical parameter.

We study a new deformation, originally due to Goldman [7], called a bulging deformation. If $\rho : \pi_1(S) \rightarrow SL(3, \mathbb{R})$ is a holonomy representation of a strictly convex real projective structure on a closed surface $S = \Omega/\rho(\pi_1(S))$ of genus at least 2, then for every closed loop γ on S , considered as a conjugacy class in $\pi_1(S)$, $\rho(\gamma)$ can be diagonalized with eigenvalues $\lambda_1 > \lambda_2 > \lambda_3$ so that the corresponding eigenvectors represent attracting, neutral, repelling fixed points $\gamma_+, \gamma_0, \gamma_-$ of $\rho(\gamma)$ on \mathbb{RP}^2 . For the definition of bulging deformation along γ , see Section 3. Intuitively, bulging along γ is stretching the domain Ω to the direction of γ_0 , while the earthquake along γ is sliding the domain along the axis $\overline{\gamma_-, \gamma_+}$ of $\rho(\gamma)$.

Our main theorem can be summarized as:

Theorem 1.1. *(1) Suppose γ is separating. If we let the vertical parameter s go to ∞ , the domain converges, in Gromov-Hausdorff topology with a base point, to a properly convex domain (but not strictly convex), and the strictly convex structure on S , with a base point on the left component S' of $S \setminus \gamma$, converges to a convex structure (but not strictly convex) of infinite volume. In this case, the projective structure*

converges to a projective structure on S' with almost Euclidean half open cylinder attached along γ . The triangle determined by $\gamma_-, \gamma_+, \gamma_0$ projects onto this half open cylinder.

If $s \rightarrow -\infty$, then the domain converges to the one with the axis $\overline{\gamma_-, \gamma_+}$ of γ on its boundary. In this case, the projective structure converges to a projective structure on S' with a cylinder corresponding to γ . A neighborhood of $\overline{\gamma_-, \gamma_+}$ projects to the cylinder.

A similar statement holds for the right component of $S \setminus \gamma$ if we choose a base point on the right component.

(2) If γ is non-separating, the limit structure is the one obtained by attaching cylinders along each copy of γ .

One can do bulging along a disjoint union of simple closed curves consecutively. Such a maximal union of disjoint, non-parallel simple closed curves is a pants decomposition of S . As an application we get

Theorem 1.2. *Let $\rho_s : \pi_1(S) \rightarrow SL(3, \mathbb{R})$ be a smooth family of bulging deformation. If ρ_s represents a family of bulging deformations on pants decomposition P , then the topological entropy tends to the maximum of topological entropies on pairs of pants $S \setminus P$ as $s \rightarrow \infty$. Furthermore one can construct a divergent sequence whose topological entropy tends to a prescribed number between 0 and 1.*

One can consider other entropies using different invariant measures. A natural geodesic flow invariant measure other than Bowen-Margulis measure is Sinai-Ruelle-Bowen measure. In another paper by the authors we deal with this measure entropy using SRB measure [5].

2. PRELIMINARIES

2.1. Projective structure. Let Ω be a strictly convex domain with C^1 boundary equipped with a Hilbert metric. The corresponding Finsler norm on $T\Omega$ is denoted by F . If it admits a compact quotient manifold $M = \Omega/\Gamma$, Γ is Gromov hyperbolic and the geometry behaves like a negatively curved case. More generally, if a convex domain Ω is not a triangle and admits a finite volume quotient, then it is strictly convex [14].

For a given $w = (x, [\xi]) \in H\Omega = T\Omega \setminus \{0\}/\mathbb{R}_+^*$, the unstable manifold W^u passing through w is defined to be

$$W^u(w) = \{(y, [\phi]) \in H\Omega \mid \xi(-\infty) = \phi(-\infty), y \in \mathcal{H}_{\sigma w}\}.$$

Here $\xi(-\infty)$ denotes $\gamma_\xi(-\infty)$ where γ_ξ is the geodesic determined by ξ , and $\sigma w = (x, [-\xi])$ is a flip map, \mathcal{H}_w is the horosphere based at $\xi(\infty)$

passing through x . Similarly one can define a stable manifold

$$W^s(w) = \{(y, [\phi]) \in H\Omega \mid \xi(\infty) = \phi(\infty), y \in \mathcal{H}_w\}.$$

These stable and unstable manifolds are C^1 if $\partial\Omega$ is C^1 .

The tangent spaces of W^u and W^s form unstable and stable vectors in $TH\Omega$, i.e., along the geodesic flow, they expand or decay exponentially. It is known [1] that the geodesic flow on HM is Anosov with invariant decomposition

$$THM = \mathbb{R}X \oplus E^s \oplus E^u,$$

where X is the vector field generating the geodesic flow.

2.2. Hilbert metric. Suppose that Ω is a (not necessarily strictly) convex domain in \mathbb{RP}^n . For $x \neq y \in \Omega$, let p, q be the intersection points of the line \overline{xy} with $\partial\Omega$ such that p, x, y, q are in this order. The Hilbert distance is defined by

$$d_\Omega(x, y) = \frac{1}{2} \log \frac{|p - y||q - x|}{|p - x||q - y|}$$

where $|\cdot|$ is a Euclidean norm. This metric coincides with the hyperbolic metric if $\partial\Omega$ is a conic. The Hilbert metric is Finsler rather than Riemannian. The Finsler norm $F = \|\cdot\|$ is given, for $x \in \Omega$ and a vector v at x , by

$$\|v\|_x = \frac{1}{2} \left(\frac{1}{|x - p^-|} + \frac{1}{|x - p^+|} \right) |v|$$

where p^\pm are the intersection points of the line with $\partial\Omega$, defined by x and v with the obvious orientation, and where again $|\cdot|$ is a Euclidean norm. Then it is classical that the metric induced by this Finsler norm is the Hilbert metric. In particular, it is reversible.

Choose an affine set A containing Ω with a Euclidean norm $|\cdot|$. Let Vol be a Lebesgue measure on A normalized by $\text{Vol}_x(\{v \in A : |v| < 1\}) = 1$. Here $T_x A$ is naturally identified with A . Then for any Borel set $\mathcal{A} \subset \Omega \subset A$, one can define a measure

$$(1) \quad \mu_\Omega(\mathcal{A}) = \int_{\mathcal{A}} \frac{d\text{Vol}_x}{\text{Vol}(B_x(1))}$$

where $B_x(1) = \{v \in T_x\Omega : \|v\|_x < 1\}$. This measure turns out to be the Hausdorff measure induced by the Hilbert metric [2].

From the definition it is clear that for two convex domains $\Omega_1 \subset \Omega_2$,

- (1) $\|v\|_x^{\Omega_2} \leq \|v\|_x^{\Omega_1}$;
- (2) $d_{\Omega_2}(x, y) \leq d_{\Omega_1}(x, y)$;
- (3) $B_x^{\Omega_1}(1) \subset B_x^{\Omega_2}(1)$;
- (4) $\mu_{\Omega_2}(\mathcal{A}) \leq \mu_{\Omega_1}(\mathcal{A})$ for any Borel set \mathcal{A} .

2.3. Invariant measures. For a geodesic flow on $H\Omega$, the maximal entropy $h_\mu(\phi)$ of the probability measure μ is known to be realized at the Bowen-Margulis measure. This entropy is equal to the topological entropy $h_{top}(\phi)$ of the geodesic flow ϕ and also it is equal to the exponential growth of the lengths of closed geodesics:

$$\lim_{R \rightarrow \infty} \frac{\log \#\{[\gamma] | \ell(\gamma) \leq R\}}{R}.$$

This is again equal to the critical exponent of the associated Poincaré series.

3. BULGING DEFORMATION

3.1. Definition of bulging. For a closed strictly convex projective surface, every element in the holonomy group is hyperbolic, i.e., conjugate to a diagonal matrix $D(\alpha_1, \alpha_2, \alpha_3)$ with mutually distinct α_i .

Let S be a closed surface of genus at least 2 and γ a closed loop. Then $\pi_1(S) = \Gamma_1 *_{\langle \gamma \rangle} \Gamma_2$ or HNN extension depending on whether γ is separating or not. After conjugation, we can assume that

$$\rho(\gamma) = \gamma_{t_0} = \begin{bmatrix} e^{t_1^0} & 0 & 0 \\ 0 & e^{t_2^0} & 0 \\ 0 & 0 & e^{t_3^0} \end{bmatrix}, \quad t_1^0 > t_2^0 > t_3^0, \quad t_1^0 + t_2^0 + t_3^0 = 0$$

in $SL(3, \mathbb{R})$ where $\rho : \pi_1(S) \rightarrow SL(3, \mathbb{R})$ is the holonomy representation of a strictly convex real projective structure on the surface. Let

$$\gamma_t = \left[\begin{pmatrix} e^{tt_1^0} & 0 & 0 \\ 0 & e^{tt_2^0} & 0 \\ 0 & 0 & e^{tt_3^0} \end{pmatrix} \right], \quad tt_1^0 > tt_2^0 > tt_3^0, \quad t_1^0 + t_2^0 + t_3^0 = 0$$

be the one-parameter group generated by $\rho(\gamma) = \gamma_{t_0}$. If Ω is a strictly convex domain so that $S = \Omega / \rho(\pi_1(S))$, the eigenspaces $\mathbb{R}v_1, \mathbb{R}v_2, \mathbb{R}v_3$ corresponding to $e^{t_1^0}, e^{t_2^0}, e^{t_3^0}$ respectively, define three points $\gamma_+, \gamma_0, \gamma_-$ in \mathbb{RP}^2 where γ_\pm are attracting, repelling fixed points of $\rho(\gamma)$ on $\partial\Omega$, and γ_0 is outside Ω . Consider a triangle Δ with left and right vertices corresponding to γ_+, γ_- , top vertex to γ_0 . Then the dynamics of $\rho(\gamma)$ on Δ is from the right vertex to the left and top vertices, from the top vertex to the left vertex. Inside Δ the orbits of γ_t are arcs tangent to Δ . Let C be the arc of $\partial\Omega$ from γ_- to γ_+ . We naturally orient γ by the orientation from γ_- to γ_+ .

The earthquake map of S along γ is given by the right Dehn twist along γ , which amounts to moving right hand side of the lifts of γ by the amount t in Ω . This can be realized by conjugating the action of

the right side of $S \setminus \gamma$ (if γ is separating) by

$$\tau_t = \begin{bmatrix} e^t & 0 & 0 \\ 0 & 1 & 0 \\ 0 & 0 & e^{-t} \end{bmatrix},$$

and correspondingly using HNN extension for non-separating case.

Obviously this earthquake deformation does not change the domain Ω if the starting domain is conic. To deform the domain, we do so-called *bulging deformation* originated from [7]. We want to replace C by another curve tangent to Δ . This can be realized by conjugating the right side of $S \setminus \gamma$ (if γ is separating) by

$$O_s = \begin{bmatrix} e^{-\frac{1}{3}s} & 0 & 0 \\ 0 & e^{\frac{2}{3}s} & 0 \\ 0 & 0 & e^{-\frac{1}{3}s} \end{bmatrix}.$$

For γ non-separating case,

$$\rho(\pi_1(S)) = \Gamma = \Gamma_1 *_{\langle \gamma \rangle} = \langle \Gamma_1, \gamma_2 \rangle,$$

where $\gamma_2 \in \Gamma \setminus \Gamma_1$ conjugates two subgroups of Γ_1 that are isomorphic to $\langle \gamma \rangle$. The bulging deformation gives rise to

$$\langle \Gamma_1, O_s \gamma_2 \rangle.$$

Note here that since S is oriented, once γ is oriented, the left and right side of γ make sense locally.

What O_s does to the domain is stretching the right side of $\Omega \setminus \tilde{\gamma}$ to γ_0 direction, which entails to move the boundary arc C to $O_s C$ outside Ω if $s > 0$, to one inside Ω if $s < 0$. Here $\tilde{\gamma}$ is a lift of γ whose ends are γ_- and γ_+ and Δ is a triangle whose vertices are γ_{\pm} and γ_0 . Note that under this stretching, the deformed part is contained in Δ .

Lemma 3.1. *Bulging the right side of $\tilde{\gamma}$ is projectively equivalent to debulge the left side of $\tilde{\gamma}$.*

Proof. If we apply O_s^{-1} to the deformed domain, the right side will move back to the original one but the left side will be debulged, i.e., the left side will be shrunk toward $\tilde{\gamma}$. \square

One does this operation to each lift of γ to obtain a deformed domain Ω_s . More precisely one can obtain the domain Ω_s as follows.

Let $\{\text{lifts of } \gamma\} = \cup \alpha_i \tilde{\gamma}$ where $\alpha_i \in \pi_1(S)$. Suppose first that γ is separating and with a natural orientation on γ that $S \setminus \gamma$ has left and right components S^L , S^R respectively. Take a component K^L of $\Omega \setminus \{\text{lifts of } \gamma\}$ bounded by $\tilde{\gamma}$, which projects down to S^L and an adjacent component K^R which projects down to S^R . Note that $\overline{K^L} \cap \overline{K^R} = \tilde{\gamma}$.

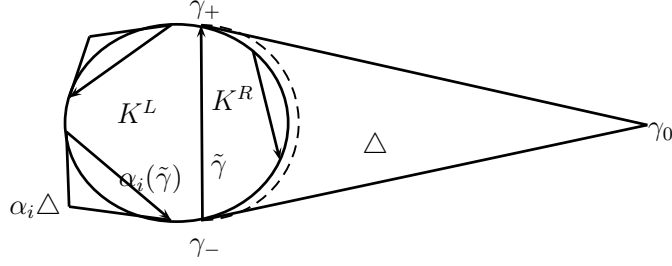


FIGURE 1. Bulging deformation and the limit domain Ω_∞ when γ is separating

Let $(K^L \subset) \Omega^L$ be the left component of $\Omega \setminus \tilde{\gamma}$ and similarly $(K^R \subset) \Omega^R$ be the right component. Start doing bulging along the lifts of γ which are the sides of K^L . The bulging along $\tilde{\gamma}$ is stretching Ω^R toward γ_0 and Ω^L unchanged. Note that the deformed domain under this first bulging along $\tilde{\gamma}$ is contained in $\Omega \cup \Delta$. Since γ is separating, all the lifts of γ which bound K^L are oriented in the way that if we walk along the curve in the positive direction, then K^L lies on the left side. See Figure 1.

Hence the bulging along the side $\alpha_i \tilde{\gamma}$ of K^L is stretching the right side of $\Omega \setminus \alpha_i \tilde{\gamma}$ toward $\alpha_i \gamma_0$. Then the deformed domain is contained in $\Omega_\infty^L = \Omega \cup \cup_i \alpha_i \Delta$. Note that along the deformation, K^L remains unchanged. Now we move onto the image $O_s K^R$ of K^R to do bulging. The boundary curve of K^R is oriented that if we walk along the curve in the positive direction, K^R is on the right side. Hence when we do bulging along the side of $O_s K^R$, we stretch the domain toward $O_s K^R$. If we want $K^L \cup O_s K^R$ unchanged, doing bulging along the side l of $O_s K^R$ is projectively equivalent to debulging the left hand side of l . Hence the deformed domain still remains in Ω_∞^L . In this way we can conclude that the bulged domain Ω_s satisfies

$$(2) \quad K^L = K_s^L \subset K^L \cup O_s K^R \subset \Omega_s \subset \Omega_\infty^L.$$

Lemma 3.2. *Suppose γ is separating. The Hausdorff limit of Ω_s with a base point in K^L is Ω_∞^L .*

Proof. Pick any point $p \in \Delta$. Then there exists s_0 such that for any $s > s_0$, $p \in O_s K^R$. This can be easily seen by choosing a line from γ_0 passing through p and intersecting $\tilde{\gamma}$. O_s stretches this line toward γ_0 , and if s is large enough, the small segment near $\tilde{\gamma}$ will be stretched to a segment containing p . Since bulging or debulging occurs outside $K^L \cup O_s K^R$ as explained above, $K^L \cup O_s K^R$ remains unchanged during the bulging process, hence $p \in K^L \cup O_s K^R \subset \Omega_s$. Since p is an arbitrary

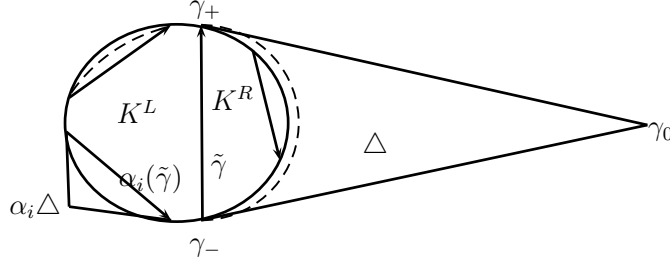


FIGURE 2. Bulging deformation and the limit domain Ω_∞ when γ is non-separating

point of Δ , Δ is contained in the Hausdorff limit of Ω_s . By the same reasoning, each triangle $\alpha_i\Delta$ is contained in the Hausdorff limit of Ω_s . Hence the Hausdorff limit of Ω_s with a base point in K^L is equal to Ω_∞^L . \square

There is another way to describe the bulged domain Ω_s containing K^R . Instead of starting from K^L , one can start bulging from K^R . As already noticed, doing bulging along the side l of K^R is stretching the right side of l toward K^R . If we want K^R unchanged, this process is projectively equivalent to debulge the left side of l . If we do the same reasoning as above, we find that

$$(3) \quad K^R = K_s^R \subset \Omega_s \subset \Omega$$

Lemma 3.3. *Suppose γ is separating. In this case, the Hausdorff limit of Ω_s with a base point in K^R is equal to K^R .*

Now suppose that γ is non-separating. In this case the situation is a little bit complicated since all the lifts of γ which bound K^L are not oriented in the way that if we walk along the curve in the positive direction, then K^L lies on the left side as in the separating case. For some lift of γ , K^L lies on the right side when we walk along the curve in the positive direction. We start bulging from K^L . Bulging along $\tilde{\gamma}$ is the same as before, hence the deformed domain is contained in $\Omega \cup \Delta$. When we walk along the oriented boundary curve l of K^L , if K^L is on the left side we bulge right side, hence the bulged part is contained in the attached triangle, and if K^L is on the right side, we debulge the left side, hence the debulged part is contained in Ω . See Figure 2.

In this way, we can either attach a triangle, or use Ω to obtain a limit domain Ω_∞^L . We do the same thing starting from K^R . This way we have

$$(4) \quad K^L = K_s^L \subset \Omega_s \subset \Omega_\infty^L, \quad K^R = K_s^R \subset \Omega_s \subset \Omega_\infty^R.$$

Lemma 3.4. *Suppose γ is non-separating. The Hausdorff limit domain will be the one by attaching a triangle when one has to bulge, or by cutting out the domain when one has to debulge.*

3.2. Limit structure of bulging. Note that τ_t and O_s commute and

$$\tau_t O_s = \begin{bmatrix} e^{t-\frac{1}{3}s} & 0 & 0 \\ 0 & e^{\frac{2}{3}s} & 0 \\ 0 & 0 & e^{-t-\frac{1}{3}s} \end{bmatrix}$$

hence, generate whole 2-dimensional abelian group A in the Iwasawa decomposition $SL(3, \mathbb{R}) = KAN$. In Goldman's notation [6] for Fenchel-Nielsen coordinate of projective structures, τ_t corresponds to horizontal twisting parameter, and O_s corresponds to vertical twisting parameter.

We will denote the representation $\rho(\Gamma_1) *_{\langle \gamma \rangle} (\tau_t O_s) \rho(\Gamma_2) (\tau_t O_s)^{-1}$ by $\rho_{t,s}$ and corresponding projective structure by $S_{t,s} = \Omega_{t,s} / \rho_{t,s}$. When $t = 0$, we set $\Omega_{0,s} = \Omega_s, \rho_{0,s} = \rho_s$ for simplicity.

Theorem 3.5. (1) *Suppose γ is separating. If we let the vertical parameter s go to ∞ , the domain converges, in Gromov-Hausdorff topology with a base point, to a properly convex domain (but not strictly convex), and the strictly convex structure on S , with a base point on on the left component S' of $S \setminus \gamma$, converges to a convex structure (but not strictly convex) of infinite volume. In this case, the projective structure converges to a projective structure on S' with almost Euclidean half open cylinder attached along γ . The triangle determined by $\gamma_-, \gamma_+, \gamma_0$ projects onto this half open cylinder.*

*If $s \rightarrow -\infty$, then the domain converges to the one with the axis $\overline{\gamma_-, \gamma_+}$ of γ on its boundary. In this case, the projective structure converges to a projective structure on S' with a cylinder corresponding to γ . A neighborhood of $\overline{\gamma_-, \gamma_+}$ projects to the cylinder. In terms of representations, this case corresponds to $\rho_0(\Gamma_1) *_{\langle \rho_0(\gamma) \rangle} O_s \rho_0(\Gamma_2) O_s^{-1}$.*

*A similar statement holds for the right component of $S \setminus \gamma$ if we choose a base point on the right component. This case corresponds to $O_s^{-1} \rho_0(\Gamma_1) O_s *_{\langle \rho_0(\gamma) \rangle} \rho_0(\Gamma_2)$.*

(2) *If γ is non-separating, the limit structure is the one obtained by attaching cylinders along each copy of γ .*

Proof. If $s \rightarrow \infty$, then C , the boundary arc on $\partial\Omega$ bounded by γ_0, γ_+ , moves toward to $\overline{\gamma_0, \gamma_-} \cup \overline{\gamma_0, \gamma_+}$. Similarly if $s \rightarrow -\infty$, C moves toward to $\overline{\gamma_-, \gamma_+}$. If γ is separating one can see that as $s \rightarrow \infty$, the Hausdorff limit domain Ω_∞ with a base point in K^L is equal to the one describe in Lemma 3.2 and the Hausdorff limit domain with a base point in K^R is K^R itself as in Lemma 3.3. For non-separating curve γ , the Hausdorff

limit domain is obtained from K^L or K^R by attaching triangles or by cutting out the domains along the edges of K^L or K^R respectively as in Lemma 3.4. When $s \rightarrow -\infty$, the Hausdorff limit domain can be described similarly. See Figure 1 and 2.

We also claim that Ω_∞ is contained in an affine chart. The only possibility that Ω_∞ is not contained in an affine chart is that vertices of two triangles coincide, i.e. there is a triangle $\alpha_i(\Delta)$ whose vertex $\alpha_i(\gamma_0)$ is at infinity. But vertex $\alpha_i(\gamma_0)$ is determined by two tangent lines at the end points $\alpha_i(\gamma_\pm)$ of $\alpha_i(\tilde{\gamma})$. This means that two tangent lines are parallel. One can change the affine chart so that one of end points $\alpha_i(\gamma_\pm)$ can be moved a bit so that the tangent lines are no longer parallel. Note here that there are no sequence of lifts of γ converging to $\alpha_i(\tilde{\gamma})$. Hence by moving one point, we do not create new parallel lines at the end points of some lift of γ . Then by using the convexity of the domain and two dimensional geometry, and the fact that the lifts of γ are disjoint, no two tangent lines at the end points of a lift of γ are parallel. Otherwise, to get two parallel lines at the end points of a lift $\tilde{\gamma}'$, $\tilde{\gamma}'$ and $\alpha_i(\tilde{\gamma})$ would intersect. This way we can find an affine chart for all of Ω_s such that the limit domain Ω_∞ is still contained in this affine chart.

In terms of representation, if the original holonomy representation is $\rho_0(\pi_1(S)) = \rho_0(\Gamma_1) *_{\langle \rho_0(\gamma) \rangle} \rho_0(\Gamma_2)$, then bulging deformation gives rise to $\rho_0(\Gamma_1) *_{\langle \rho_0(\gamma) \rangle} O_s \rho_0(\Gamma_2) O_s^{-1}$. If we write the matrix in the basis of $\gamma_+, \gamma_0, \gamma_-$, and

$$\alpha = \begin{pmatrix} a & b & c \\ d & e & f \\ g & h & i \end{pmatrix} \in \rho_0(\Gamma_2) \subset SL(3, \mathbb{R}),$$

then

$$O_s \alpha O_s^{-1} = \begin{pmatrix} a & e^{-s}b & c \\ e^s d & e & e^s f \\ g & e^{-s}h & i \end{pmatrix}.$$

Since $O_s \alpha O_s^{-1}$ acts as an element in $PGL(3, \mathbb{R})$, when $s = \infty$ either it acts as

$$\begin{pmatrix} a & 0 & c \\ 0 & e & 0 \\ g & 0 & i \end{pmatrix}$$

if $d = f = 0$ (in this case it stabilizes the axis of γ , and since $\rho(\pi_1(S))$ is discrete, it should be the power of γ), or as

$$\begin{pmatrix} 0 & 0 & 0 \\ d & 0 & f \\ 0 & 0 & 0 \end{pmatrix}.$$

In the first case it acts along the axis of γ , and in the second case it maps everything to γ_0 . For $s = -\infty$, it acts as

$$\begin{pmatrix} 0 & b & 0 \\ 0 & 0 & 0 \\ 0 & h & 0 \end{pmatrix},$$

hence it maps everything to the axis of γ .

This shows that Γ_2 part disappear in the limit, and the projective structure is supported only on S' .

For γ nonseparating,

$$\rho(\pi_1(S)) = \Gamma = \Gamma_1 *_{\langle \gamma \rangle} = \langle \Gamma_1, \gamma_2 \rangle,$$

where $\gamma_2 \in \Gamma \setminus \Gamma_1$ conjugates two subgroups of Γ_1 that are isomorphic to $\langle \gamma \rangle$. The bulging deformation gives rise to

$$\langle \Gamma_1, O_s \gamma_2 \rangle.$$

The similar analysis shows that either the convex structure converges to the one with two half open cylinders attached to the two copies of γ , or to the one with two cylinders corresponding to γ .

For the limit projective structure on the right side of γ , one can do a similar analysis with

$$O_s^{-1} \rho_0(\Gamma_1) *_{\langle \rho_0(\gamma) \rangle} O_s \rho_0(\Gamma_2) O_s^{-1} O_s = O_s^{-1} \rho_0(\Gamma_1) O_s *_{\langle \rho_0(\gamma) \rangle} \rho_0(\Gamma_2).$$

Such a Hausdorff limit can be seen as follows geometrically. We explain it first when γ is separating. Let $\alpha \neq \gamma$ be a fixed simple geodesic loop in the left component S' of $S \setminus \gamma$, $\beta \neq \gamma$ a fixed simple geodesic loop on the right component of $S \setminus \gamma$. We show that the distance between α and β goes to ∞ as $s \rightarrow \infty$. Let

$$\rho_0(\alpha) = \begin{pmatrix} a & b & c \\ d & e & f \\ g & h & i \end{pmatrix}, \quad \rho_0(\beta) = \begin{pmatrix} b_1 & b_2 & b_3 \\ b_4 & b_5 & b_6 \\ b_7 & b_8 & b_9 \end{pmatrix}$$

written in the basis of $\gamma_+, \gamma_0, \gamma_-$. Then

$$\rho_s(\alpha\beta) = \begin{pmatrix} a & b & c \\ d & e & f \\ g & h & i \end{pmatrix} \cdot \begin{pmatrix} b_1 & e^{-s}b_2 & b_3 \\ e^s b_4 & b_5 & e^s b_6 \\ b_7 & e^{-s}b_8 & b_9 \end{pmatrix}$$

Hence $\text{Trace}(\rho_s(\alpha\beta)) = e^s(bb_4 + hb_6) + \dots$. If $bb_4 + hb_6 = 0$ for any α in the left component, $b_4 = b_6 = 0$. Then $\rho_0(\beta)$ will fix the invariant geodesic of γ . This implies that β must be a power of γ , which is a contradiction. If $bb_4 + hb_6 = 0$ for any β in the right component, then $b = h = 0$. In this case, $\rho(\alpha)$ will fix γ_0 , hence its invariant geodesic must coincide with that of γ , again a contradiction. Hence there must be a pair of geodesics α and β such that the trace of $\rho_s(\alpha\beta)$ is in the order of $e^s(bb_4 + hb_6)$. Note here that if the trace of a hyperbolic isometry is equal to $\lambda_1 + \lambda_2 + \lambda_3$, then the Hilbert length of the closed geodesic defined by that isometry is equal to $\frac{1}{2} \log \frac{\lambda_1}{\lambda_3} > \frac{1}{2} \log(\lambda_1)$. Hence if the trace tends to ∞ , so does the Hilbert length.

Let α_s and β_s be geodesic representatives of $\rho_s(\alpha)$ and $\rho_s(\beta)$. Choose a geodesic segment l_s connecting α_s and β_s which realizes the distance between them. Then by considering the arc $\alpha_s \cup l_s \cup \beta_s$, we have

$$\ell(\rho_s(\alpha\beta)) \leq \ell(\rho_s(\alpha)) + 2\ell(l_s) + \ell(\rho_s(\beta)).$$

Here ℓ denotes the Hilbert length. Since $\ell(\rho_s(\alpha\beta)) \rightarrow \infty$ and $\ell(\rho_s(\alpha)) = \ell(\rho_0(\alpha))$, $\ell(\rho_s(\beta)) = \ell(\rho_0(\beta))$, we have $\ell(l_s) \rightarrow \infty$.

For non-separating γ , the extra generator γ_2 for $\rho(\pi_1(S)) = \langle \Gamma_1, \gamma_2 \rangle$ can be chosen as the image of a closed curve α intersecting γ at one

point. When we write $\gamma_2 = \begin{pmatrix} a & b & c \\ d & e & f \\ g & h & i \end{pmatrix}$ in the basis $\gamma_+, \gamma_0, \gamma_-$, by

choosing γ_2 properly, we can assume that $e \neq 0$ and $a + i \neq 0$. Under bulging deformation, it is changed to

$$O_s \gamma_2 = \begin{pmatrix} e^{-\frac{s}{3}}a & e^{-\frac{s}{3}}b & e^{-\frac{s}{3}}c \\ e^{\frac{2s}{3}}d & e^{\frac{2s}{3}}e & e^{\frac{2s}{3}}f \\ e^{-\frac{s}{3}}g & e^{-\frac{s}{3}}h & e^{-\frac{s}{3}}i \end{pmatrix}.$$

The trace is $e^{-\frac{s}{3}}(a + i) + e^{\frac{2s}{3}}e = e^{-\frac{s}{3}}(a + e + i) + (e^{\frac{2s}{3}} - e^{-\frac{s}{3}})e$. Then the trace of $O_s \gamma_2$ tends to infinity as $s \rightarrow \pm \infty$. Hence the length of the transversal curve α to γ tends to infinity.

Since above argument is true for any curve on the left component and any curve on the right component for γ separating, and for transversal curve to γ when γ is non-separating, there exists a cylinder containing the geodesic γ connecting two components. More precisely

Lemma 3.6. *As $s \rightarrow \infty$, the length of the cylinder between left and right component of $S \setminus \gamma$ grows in the order of s .*

Proof. Above argument shows that the distance between left and right component grows in the order of $\ell(\rho_s(\alpha\beta))$. The trace $\lambda_1 + \lambda_2 + \lambda_3$, ($\lambda_1 >$

$\lambda_2 > \lambda_3, \lambda_1 \lambda_2 \lambda_3 = 1$) grows in the order of e^s along the bulging deformation, and the Hilbert length $\frac{1}{2} \log \frac{\lambda_1}{\lambda_3} = \frac{1}{2} \log(\lambda_1^2 \lambda_2)$ grows in the order of $\log \lambda_1$, hence the length of the cylinder grow in the order of s . \square

Take a fundamental domain F_s of $\rho_s(\pi_1(S))$ in Ω_s which is divided by a segment of $\tilde{\gamma}$ into left side F_s^L and right side F_s^R . Then the diameter of F_s tends to ∞ by the above argument. Since $\rho_s(\pi_1(S)) = \rho_0(\Gamma_1) *_{\rho_0(\gamma)} O_s \rho_0(\Gamma_2) O_s^{-1}$, the action of $\rho_0(\Gamma_1)$ is always the same on K^L . By choosing the fundamental domain F_s inside $K^L \cup O_s(K^R) \subset \Omega_s$ by Equation (2), we see that $F_s^L = F_0^L$ and $F_s^R = O_s(F_0^R)$. By considering $\cup_{n \in \mathbb{Z}} \rho_s(\gamma)^n(F_s)$, we can see that the right side $\cup_{n \in \mathbb{Z}} \rho_s(\gamma)^n(F_s^R)$ tends to Δ . Considering this process for each lift of γ , we see that the Hausdorff limit with a base point on the left side of $S \setminus \gamma$ converges to the one described in Lemma 3.2. This finishes the proof for the claim in the statement. \square

For any s , since γ has the same length and γ is the core curve of the cylinder, the injectivity radius r_s along l_s is bounded below independent of s for large s by the length of γ . Consider the band $l_s \times L_s$, where the length of L_s is r_s , and $\ell(l_s)$ goes to infinity. Since the Hausdorff measure is induced by the Hilbert metric, the volume of this band tends to infinity. This shows that

Theorem 3.7. *Let $\rho_s : \pi_1(S) \rightarrow SL(3, \mathbb{R})$ be a family of bulging deformation along a simple closed curve γ . Then the Hilbert area of the corresponding real projective surface has*

$$\text{Area}(\Omega_s / \rho_s(\pi_1(S))) \rightarrow \infty.$$

As in \mathbb{CP}^1 -structure case, this construction generalizes to any measured lamination with transverse measure in \mathfrak{a} , the Lie algebra of A in the Iwasawa decomposition KAN of $SL(3, \mathbb{R})$. This construction combines the earthquake deformation by Thurston and bulging deformation. Since the earthquake deformation gives $6g - 6$ dimensional deformation, and bulging also gives the same dimensional deformation, near the Teichmüller space, this construction gives $6g - 6$ dimensional deformation of the Teichmüller space, hence $12g - 12$ dimensional subset near Teichmüller space in the space of real convex structures. Missing $4g - 4$ dimensional deformation comes from the fact that the projective structures on a pair of pants are parametrized by 2-dimensional parameters for each boundary together with 2 more parameters inside. Since there are $2g - 2$ pairs of pants, there are $2(2g - 2)$ parameters to determine the projective structures inside pairs of pants.

It is known that the set of convex projective structures on a closed surface is homeomorphic to the set of pairs (Σ, U) where Σ is a hyperbolic surface and U is a holomorphic cubic differential over Σ [10, 12]. In [13], it is shown that if (S_i, U_i) is a sequence such that S_i tends to a nodal curve pinched along γ at the boundary of the Deligne-Mumford compactification of the moduli space of Riemann surface, and the cubic differential U_i tends to a regular cubic differential U over the nodal curve, then the vertical twist parameter along γ tends to $\pm\infty$ if the residue R of U along γ is nonzero and $\operatorname{Re} R \neq 0$.

Using this, one can prove the following.

Proposition 3.8. *If a sequence of strictly convex projective structures converge to a non-strictly convex projective structure, then the area of the limit structure is infinite. A concrete example can be obtained by bulging deformation along a simple curve γ . In this example, the projective surface converge to a projective surface of infinite area with a boundary corresponding to γ , and the cubic differential converges to a regular cubic differential over this limit surface.*

Proof. If the limit convex projective structure has a finite covolume, the limit domain should be strictly convex [14]. In bulging deformation, if we let $s \rightarrow \pm\infty$, the domain will converge to the one with line segments on the boundary by Proposition 3.5. In either case, the holonomy representing the puncture is hyperbolic and the surface is of infinite volume, which is stated in Theorem 3.7 with a different method.

In [13] (Theorem 3), it is shown that the holonomy type and vertical twist parameters vary continuously as long as the regular cubic differentials at the limit has non-vanishing residue. But if the holonomy of the puncture is hyperbolic, then the residue is nonzero. Indeed, for $s \rightarrow \infty$, the limit structure has a triangular end, i.e. quotient of a triangle by a hyperbolic isometry, whose three vertices are three fixed points of the hyperbolic isometry, and the cubic differential has a third order pole with $\operatorname{Re}(R) < 0$. For $s \rightarrow -\infty$, the limit domain contains the axis of the hyperbolic isometry on the boundary and the cubic differential has a third order pole with $\operatorname{Re}(R) > 0$. In either case, the cubic differential has a third order pole with $\operatorname{Re}(R) \neq 0$. See [16] for details. Hence the cubic differentials converge to a regular cubic differential over this projective surface. \square

4. ENTROPY OF BOWEN-MARGULIS MEASURE, TOPOLOGICAL ENTROPY

It is a well-known fact that the topological entropy is equal to the entropy of the Bowen-Margulis measure μ_{BM} for strictly convex real projective structure, see [3].

Consider the deformation $\rho_s = \rho(\Gamma_1) *_{\langle \gamma \rangle} (O_s) \rho(\Gamma_2) (O_s)^{-1}$ or $\langle \rho(\Gamma_1), O_s \gamma_2 \rangle$ as $s \rightarrow \infty$ where $\pi_1(S) = \Gamma_1 *_{\langle \gamma \rangle} \Gamma_2$ or HNN extension depending on whether γ is separating or not. For any $\alpha \in \Gamma_1$, through the deformation, the Hilbert length of a closed geodesic corresponding to α is fixed by $\frac{1}{2} \log \frac{\lambda_1}{\lambda_3}$ where $\lambda_1 > \lambda_2 > \lambda_3$ are the eigenvalues of $\rho_0(\alpha)$. Also for $(O_s) \rho(\Gamma_2) (O_s)^{-1}$, since the representation is just a conjugation, the closed geodesic lengths remain the same.

But for any $\alpha * \beta$ such that $\alpha \in \Gamma_1, \beta \in \Gamma_2$, the length goes to infinity as $s \rightarrow \infty$ by Lemma 3.6. Hence it is believed that the topological entropy converges to a positive number greater than the topological entropy of $\rho(\Gamma_1)$ and $\rho(\Gamma_2)$.

To prove the convergence of the topological entropy as $s \rightarrow \infty$, we describe the combinatorial method of a closed curve. Take a pants decomposition $P = \{\gamma_1, \dots, \gamma_{3g-3}\}$ including $\gamma = \gamma_1$. For each pair of pants in $S \setminus P$, take an ideal triangulation into two ideal triangles. Each closed curve $\alpha \notin P$ intersects this ideal triangulation \mathcal{T} transversely. Note that the edge of the triangulation accumulates on two distinct curves in P . Along the orientation of α , one can define a map

$$suc : \alpha \cap \mathcal{T} \rightarrow \alpha \cap \mathcal{T}$$

which maps p to the next intersection point.

Call a point p a crossing point if there is no $\beta \in P$ such that all the edges of \mathcal{T} containing p , $suc^{-1}(p)$, $suc(p)$ accumulate on β . Call a segment $[suc^{-1}(p), suc(p)] \subset \alpha$ a **crossing segment** of α at p . The edge containing p is the one running from one curve in P to another curve in P in the same pair of pants. Then combinatorially there are at most 6 different un-oriented crossing segments in a pair of pants, 3 in the front, 3 in the back, which gives at most $12(2g - 2)$ different oriented crossing segments on a closed surface of genus g .

These crossing segments are connected by two types of segments of α , one is pants-changing and the other looping segment. The **pants-changing segment** is the one changing the pants, and the **looping segment** is the one staying in one pants but looping around the boundary of the pants.

To measure how many times the looping and pants-changing segment winds around the curve $\gamma_i \in P$, we introduce the following quantities.

Let P_1 and P_2 be two pairs of pants glued along γ_i . Let $l_1 \subset P_1$ be a leaf of the ideal triangulation which does not accumulate on γ_i , $l_2 \subset P_2$ which does not accumulate on γ_i . Choose the length minimizing arc d_i connecting l_1 and l_2 which intersects γ_i transversely.

If β is a pants-changing segment, let $\#(\beta)$ denote either 0 if d_i is not transverse to β or $|\beta \cap d_i| = 0$, or $|\beta \cap d_i| - 1$ when $|\beta \cap d_i|$ is the positive number of intersection points. Obviously $\#(\beta)$ measures the number of times that β winds around γ_i . Similarly if β is a looping segment winding around $\gamma_i \in P$, let $\#(\beta)$, with the same notation, denote the number of self intersections of β . It also measures the number of times that β winds around γ_i .

Suppose m -crossing segments are given. Then one can form a closed loop by connecting these crossing segments by pants-changing or looping segments β . Suppose $\#(\beta)$ are given also. Then it is not difficult to show that there are at most 18^m different closed loops with these data, where m is the number of crossing segments. See [17] (Proposition 3.22).

Now we want to estimate the number of closed loops whose length is less than T using these combinatorial data.

Suppose η is a closed geodesic which is not homotopic to any curve in $S \setminus P$. Then using the orientation of η , there are natural orderings on crossing points, crossing segments and pants-changing, looping segments. When we do bulging deformation along a simple closed curve $\gamma = \gamma_1$, the Hilbert geometry on each pair of pants remains bounded below except P_1 which is bounded by $\gamma = \gamma_1$ in the following sense.

Lemma 4.1. *Along bulging deformation on $\gamma = \gamma_1$, there exists a lower bound for the length of crossing segments in every pairs of pants.*

Proof. A crossing segment in the lift of the ideal triangulation on a pair of pants is the one joining two edges of ideal triangles as in Figure 3 where α, β, δ are boundary components of the pair of pants.

Suppose a lift of the crossing segment is on the left side of $\tilde{\gamma}$, hence contained in K^L . By Equations (2) and (4), $K^L \subset \Omega_s \subset \Omega_\infty^L$. By Section 2.2 the length of crossing segment will be bounded below by the length determined in Ω_∞^L . Note that since $\rho_s = \rho(\Gamma_1) *_{\langle \gamma \rangle} O_s \rho(\Gamma_2) O_s^{-1}$ (or $\langle \rho(\Gamma_1), O_s \gamma_2 \rangle$), the action of Γ_1 on K^L is the same for all s . Since the action of Γ_1 on K^L has a compact fundamental domain F where the lift of the crossing segment lies in, there is a lower bound for the length of the crossing segments measured in Ω_∞^L . When the lift of the crossing segment is in K^R , we apply the same logic to $O_s^{-1} \rho(\Gamma_1) O_s *_{\langle \gamma \rangle} \rho(\Gamma_2)$.

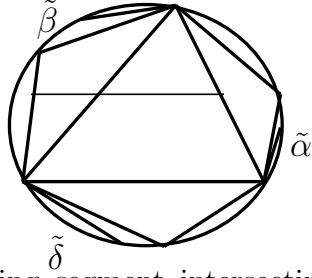


FIGURE 3. A crossing segment intersecting the lift of ideal triangulation. Three triangles around the center one are identified under the action of α, β, δ

In either case, the length of the lift of the crossing segment is bounded below. \square

Since the geometry of P_1 is the one P'_1 with a long cylinder \mathcal{C} attached to $\gamma_1 = \gamma$ by Proposition 3.5, we may use pairs of pants $P'_1, P_2, \dots, P_{2g-2}$ and the cylinder \mathcal{C} of height s (Lemma 3.6) attached to γ_1 to estimate the length of a closed geodesic. Note that the length of crossing segments on these new pants are uniformly bounded below and the boundary components of these pants have uniformly bounded lengths throughout the bulging deformation along γ_1 . If η intersects γ_1 , the length of all crossing segments are uniformly bounded below by Cr independent of η on each pair of pants $P'_1, P_2, \dots, P_{2g-2}$, and just add s to the pants-changing segment which crosses γ_1 . Also it is clear that the length of each looping or pants-changing segment β ,

$$\ell_s(\beta) \geq \#(\beta)L,$$

where L is $\min\{\ell_s(\gamma_i) = \ell_0(\gamma_i) | \gamma_i \in P\}$, a fixed number for all s . Hence for any η intersecting $\gamma = \gamma_1$,

$$(5) \quad \ell_s(\eta) \geq mCr + \sum_{\beta} \#(\beta)L + si(\eta, \gamma)$$

where the sum is over all pants-changing or looping segments, and m is the number of crossing segments. We can prove the following theorem for a bulging deformation performed on every curve of pants decomposition. One should understand that performing bulging deformation on P is doing bulging deformation on each curve in P one by one.

Theorem 4.2. *Let P be a pants decomposition of S . Then the topological entropy of ρ_s converges to*

$$\max_{P_i} \lim_{T \rightarrow \infty} \frac{\log \#\{[\eta] | \ell_s(\eta) = \ell_0(\eta) < T, \eta \in P_i\}}{T}$$

as $s \rightarrow \infty$ where ρ_s is a bulging deformation on P and P_i are components of $S \setminus P$.

Proof. Since we do bulging along each curve in P , the resulting one has cylinder of width at least $\frac{s}{3}$ for each curve in P . By choosing γ_i in the middle of cylinder, we may assume that each pair of pants has cylinder neighborhood of each boundary component of width $\frac{s}{6}$. By modifying ideal triangulation if necessary, we may assume that the part of leaves of ideal triangulation which wrap around the curves in P occur only in the cylinder regions of width $\frac{s}{12}$. Note here that neither the pants decomposition curves, nor ideal triangulation curves are geodesics in general. Hence Cr_s , the minimum length of crossing segments, tends to ∞ as $s \rightarrow \infty$. Then for any η not in $S \setminus P$, the equation (5) becomes

$$(6) \quad \ell_s(\eta) \geq mCr_s + \sum_{\beta} \#(\beta)L$$

where L is fixed independent of s due to Proposition 3.5. Then

$$m \leq \frac{1}{Cr_s} \ell_s(\eta).$$

If η is contained in $S \setminus P$, then when we represent η as a geodesic, we cannot apply above estimate since the length of the crossing segment might be bounded. Indeed this happens for all curves entirely contained in one of pairs of pants when we do bulging along P since the representations restricted to a pair of pants are just conjugations of the original ones. **Now we count the number of geodesics whose length is less than T and not lying entirely in $S \setminus P$.**

$$\begin{aligned} \#\{[\eta] | \ell_s(\eta) < T\} &< \#\{[\eta] | mCr_s + \sum_{\beta} \#(\beta)L < T\} \\ &\leq \sum_{m=1}^{\lfloor \frac{T}{Cr_s} \rfloor} 18^m \#\{mCr_s + \sum_{\beta} \#(\beta)L < T\} \\ &\leq \sum_{m=1}^{\lfloor \frac{T}{Cr_s} \rfloor} 18^m (24g - 24)^m \#\{(\beta) | mCr_s + \sum_{\beta} \#(\beta)L < T\} \\ &\leq \sum_{m=1}^{\lfloor \frac{T}{Cr_s} \rfloor} (432g - 432)^{\lfloor \frac{T}{Cr_s} \rfloor} \#\{(\beta) | mCr_s + \sum_{\beta} \#(\beta)L < T\}. \end{aligned}$$

Here $\lfloor a \rfloor$ denotes the largest integer less than a . The above inequalities follow since once a sequence of m -crossing segments and $\#(\beta)$ are

given, there exist at most 18^m different curves, and since there are at most $(24g - 24)$ different oriented crossing segments, there are at most $(24g - 24)^m$ possible sequence for each positive m . Now if m crossing segments are given, we need to connect them by looping or pants changing segments satisfying $k = \sum_{\beta} \#(\beta) < \lfloor \frac{1}{L}(T - mCr_s) \rfloor$. Hence we need to calculate the number $f_s(m, T)$ of ways to partition all integers $k < \lfloor \frac{1}{L}(T - mCr_s) \rfloor$ into m non-negative integers. Then the above inequality is

$$\leq (432g - 432)^{\lfloor \frac{T}{Cr_s} \rfloor} \sum_{m=1}^{\lfloor \frac{T}{Cr_s} \rfloor} f_s(m, T).$$

Hence the topological entropy is less than

$$\lim_{T \rightarrow \infty} \frac{1}{T} \left[\frac{T}{Cr_s} \log(432g - 432) + \log \sum_{m=1}^{\lfloor \frac{T}{Cr_s} \rfloor} f_s(m, T) \right].$$

But as $\frac{1}{T} \frac{T}{Cr_s} \rightarrow 0$ as $s \rightarrow \infty$, it suffices to show that

$$\lim_{s \rightarrow \infty} \lim_{T \rightarrow \infty} \frac{1}{T} \left[\log \sum_{m=1}^{\lfloor \frac{T}{Cr_s} \rfloor} f_s(m, T) \right] = 0.$$

Now we need to find out $f_s(m, T)$. The number of ways to partition k into m non-negative integers is equal to the number of non-negative integer solutions to $x_1 + \cdots + x_m = k < \frac{1}{L}(T - mCr_s)$. Hence

$$f_s(m, T) \leq \sum_{k=0}^{\lfloor \frac{1}{L}(T - mCr_s) \rfloor} \binom{m + k - 1}{k}$$

where $\binom{m+k-1}{k}$ denotes the number of ways to choose k elements out of $m + k - 1$ elements. Suppose that $f_s(M_s, T)$ is maximum among $f_s(m, T)$, $1 \leq m \leq \lfloor \frac{T}{Cr_s} \rfloor$ and $\binom{M_s + q_s - 1}{q_s}$ is maximum among $\binom{M_s + k - 1}{k}$, $0 \leq k \leq \lfloor \frac{T - M_s Cr_s}{L} \rfloor$. Then

$$\begin{aligned} & \lim_{s \rightarrow \infty} \lim_{T \rightarrow \infty} \frac{1}{T} \left[\log \sum_{m=1}^{\lfloor \frac{T}{Cr_s} \rfloor} f_s(m, T) \right] \leq \\ & \lim_{s \rightarrow \infty} \lim_{T \rightarrow \infty} \frac{1}{T} \log \left(\frac{T}{Cr_s} \frac{T - M_s Cr_s}{L} \binom{M_s + q_s - 1}{q_s} \right) \\ & \leq \lim_{s \rightarrow \infty} \lim_{T \rightarrow \infty} \frac{1}{T} \log \binom{M_s + q_s}{q_s}. \end{aligned}$$

One can show that this last thing converges to zero as follows. The Stirling's Formula tells that

$$n! \sim \left(\frac{n}{e}\right)^n \sqrt{2\pi n}.$$

Hence

$$\binom{M_s + q_s}{q_s} = \frac{(M_s + q_s)!}{M_s! q_s!} \sim \frac{1}{\sqrt{2\pi}} \sqrt{\frac{M_s + q_s}{M_s q_s}} \frac{(M_s + q_s)^{M_s + q_s}}{M_s^{M_s} q_s^{q_s}}.$$

Now it is easy to see that

$$\lim_{T \rightarrow \infty} \frac{1}{T} \log \sqrt{\frac{M_s + q_s}{M_s q_s}} \rightarrow 0$$

using $q_s \leq \frac{T}{L}$, $M_s \leq \frac{T}{Cr_s}$. The second term

$$\lim_{T \rightarrow \infty} \frac{1}{T} \log \frac{(M_s + q_s)^{M_s + q_s}}{M_s^{M_s} q_s^{q_s}} = \lim_{T \rightarrow \infty} \frac{1}{T} \log \left(1 + \frac{q_s}{M_s}\right)^{M_s} \left(1 + \frac{M_s}{q_s}\right)^{q_s}.$$

If $\frac{M_s}{q_s} \rightarrow \alpha \neq 0$, then since

$$\frac{M_s}{T} \leq \frac{1}{Cr_s}$$

the above quantity is less than

$$\frac{1}{Cr_s} \log(1 + \alpha^{-1}) + \frac{1}{\alpha Cr_s} \log(1 + \alpha),$$

which converges to zero as $s \rightarrow \infty$. If $\frac{M_s}{q_s} \rightarrow 0$, then it is easy to show that the limit is zero.

If $\frac{M_s}{q_s} \rightarrow \infty$, then

$$\begin{aligned} & \lim_{T \rightarrow \infty} \frac{1}{T} \log \left(1 + \frac{q_s}{M_s}\right)^{M_s} \left(1 + \frac{M_s}{q_s}\right)^{q_s} \\ &= \lim_{T \rightarrow \infty} \left[\frac{q_s}{T} \frac{M_s}{q_s} \log \left(1 + \frac{q_s}{M_s}\right) + \frac{M_s}{T} \frac{q_s}{M_s} \log \left(1 + \frac{M_s}{q_s}\right) \right] \leq \\ & \lim_{T \rightarrow \infty} \frac{q_s}{T} + \lim_{T \rightarrow \infty} \frac{1}{Cr_s} \frac{q_s}{M_s} \log \left(1 + \frac{M_s}{q_s}\right) = 0 \end{aligned}$$

using $\lim_{x \rightarrow 0} \frac{\log(1+x)}{x} = 1$.

Let $S \setminus P = P_1 \cup \dots \cup P_{2g-2}$. Then the topological entropy of ρ_s can be estimated by

$$\begin{aligned} & \lim_{T \rightarrow \infty} \frac{\log[\#\{[\eta] | \ell_s(\eta) = \ell_0(\eta) < T, \eta \in S \setminus P\} + \#\{[\eta] | \ell_s(\eta) < T, \eta \notin S \setminus P\}]}{T} \\ & \leq \lim_{T \rightarrow \infty} \frac{\log \#\{[\eta] | \ell_s(\eta) = \ell_0(\eta) < T, \eta \in S \setminus P\}}{T} \end{aligned}$$

$$\leq \max_{P_i} \lim_{T \rightarrow \infty} \frac{\log \#\{[\eta] | \ell_s(\eta) = \ell_0(\eta) < T, \eta \in P_i\}}{T}.$$

The first inequality follows from the fact

$$\lim_{T \rightarrow \infty} \frac{\log \#\{[\eta] | \ell_s(\eta) < T, \eta \notin S \setminus P\}}{T} = 0.$$

This shows that the topological entropy of ρ_s converges to

$$\max_{P_i} \lim_{T \rightarrow \infty} \frac{\log \#\{[\eta] | \ell_s(\eta) = \ell_0(\eta) < T, \eta \in P_i\}}{T}.$$

□

Corollary 4.3. *For each $\alpha \in [0, 1]$, there exists a divergent sequence in the space of convex real projective structures whose topological entropy converges to α .*

Proof. Fix P a pants decomposition. On a pair of pants, it is not difficult to show that there exists a projective structure with geodesic boundary that the topological entropy is less than any designated number near zero. Indeed the estimate (6) and the subsequent arguments hold if we can guarantee that $Cr_s \rightarrow \infty$ as $s \rightarrow \infty$. Such a sequence can be produced by letting the internal Goldman parameters diverge. For our case since bulging deformation changes only bulging parameters, the lengths of curves contained in $S \setminus P$ remain the same throughout the bulging deformation. Hence to increase the lengths of curves in $S \setminus P$, we have to let the internal parameters diverge. Indeed it is shown in [17] that the shortest length goes to infinity as internal parameters diverge.

Produce projective structures X_i by gluing pairs of pants with small topological entropy so that the maximum of topological entropy on each pair of pants $S \setminus P$ is $\alpha_i \rightarrow 0$. Then do the bulging along P to obtain a sequence X_i^s . By Theorem 4.2, the topological entropy of X_i^s goes to α_i as $s \rightarrow \infty$. Let X_0 be a hyperbolic surface. Connect X_0 to X_i by a continuous path. This path together with a bulging deformation X_i^s from X_i gives a continuous family of deformations starting from a hyperbolic surface. Since the topological entropy is a continuous function with respect to a continuous parameter, by taking a diagonal sequence, the topological entropy varies from 1 to α_i , and hence there exists some i and s such that the topological entropy of X_i^s is α . □

When we do bulging deformation along a separating simple closed curve, it is believable that the topological entropy converges to a positive number greater than the topological entropy of each side. Yet it is not obvious to show that

Conjecture: The topological entropy of $\rho_{t_0,s}$ decreases and converges to the maximum of the topological entropy of $\rho_{t_0,0}|_{\Gamma_1}$ and the topological entropy of $\rho_{t_0,0}|_{\Gamma_2}$.

Acknowledgement We thank Tengren Zhang for pointing out some mistakes in the first draft of the paper. The second author also thanks CIRM (Centre International de Rencontres Mathématiques) for arranging the visit to the first author.

REFERENCES

- [1] Y. Benoist, Convexes divisibles I, Algebraic groups and arithmetic, Tata Inst. Fund. Res. Stud. Math, 17 (2004), 339-374.
- [2] D. Burago, Y. Burago, and S. Ivanov, A course in metric geometry, Graduate Studies in Mathematics, 33 (2001).
- [3] M. Crampon, Dynamics and entropies of Hilbert metrics, Thèse, Université de Strasbourg, 2011.
- [4] M. Crampon, Entropies of strictly convex projective manifolds, J. Mod. Dyn. 3 (2009), 511-547.
- [5] P. Foulon and I. Kim, Continuity of entropy of Sinai-Ruelle-Bowen measure, preprint.
- [6] W. Goldman, Convex real projective structures on compact surfaces, JDG, 31 (1990), 791-845.
- [7] W. Goldman, Bulging deformations of convex \mathbb{RP}^2 -manifolds, unpublished manuscript, arXiv:1302.0777.
- [8] N. Hitchin, Lie groups and Teichmüller space, Topology, **31**(1992), 449-473.
- [9] I. Kim and G. Zhang, Kähler metric on the space of convex real projective structures on surface, to appear in Journal of Differential Geometry.
- [10] F. Labourie, Flat projective structures on surfaces and cubic holomorphic differentials, Pure Appl. Math. Q, 3 (2007), 1057-1099.
- [11] F. Labourie, Anosov flows, surface groups and curves in projective space, Invent. Math. 165 (2006), 51-114.
- [12] J. Loftin, Affine spheres and convex RP^n manifolds, American Journal of Math. 123 (2) (2001), 255-274.
- [13] J. Loftin, The compactification of the Moduli space of convex RP^2 -surfaces I, JDG 68 (2004), 223-276.
- [14] L. Marquis, Surface projective convexe de volume fini, Ann. Inst. Fourier, 62 (2012), 325-392.
- [15] X. Nie, On the Hilbert geometry of simplicial Tits sets, Ann. Inst. Fourier. 65 (2015), 1005-1030.
- [16] X. Nie, Meromorphic cubic differentials and convex projective structures, preprint.
- [17] T. Zhang, The degeneration of convex \mathbb{RP}^2 structures on surfaces, Proc. London Math. Soc 111 (2015), 967-1012.

Patrick Foulon

Institut de Recherche Mathématique Avancée, UMR 7501 du Centre
National de la Recherche Scientifique, 7 Rue René Descartes, 67084
Strasbourg Cedex, France
`foulon@math.u-strasbg.fr`

Inkang Kim

School of Mathematics
KIAS, Heogiro 85, Dongdaemen-gu
Seoul, 130-722, Korea
`inkang@kias.re.kr`