

Identifiability of linear dynamic networks [★]

Harm H.M. Weerts ^a, Paul M.J. Van den Hof ^a and Arne G. Dankers ^b

^aControl Systems Group, Department of Electrical Engineering, Eindhoven University of Technology, The Netherlands (email: h.h.m.weerts@tue.nl, p.m.j.vandenhof@tue.nl)

^bDepartment of Electrical Engineering, University of Calgary, Canada (email: adankers@hifieng.com)

Abstract

Dynamic networks are structured interconnections of dynamical systems (modules) driven by external excitation and disturbance signals. In order to identify their dynamical properties and/or their topology consistently from measured data, we need to make sure that the network model set is identifiable. We introduce the notion of *network identifiability*, as a property of a parameterized model set, that ensures that different network models can be distinguished from each other when performing identification on the basis of measured data. Different from the classical notion of (parameter) identifiability, we focus on the distinction between network models in terms of their transfer functions. Network identifiability allows to study the structural aspects of network models, reflected in prior information on modules being present or not. For a given structured model set, identifiability typically requires conditions on the presence and location of excitation signals, and on presence, location and correlation of disturbance signals. Because in a dynamic network, disturbances cannot always be considered to be of full-rank, the reduced-rank situation is also covered, meaning that the number of driving white noise processes can be strictly less than the number of disturbance variables. This includes the situation of having noise-free nodes.

Key words: System identification, dynamic networks, identifiability.

1 Introduction

Dynamic networks are structured interconnections of dynamic systems and they appear in many different areas of science and engineering. Because of the spatial connections of systems, as well as a trend to enlarge the scope of control and optimization, interesting problems of distributed control and optimization have appeared in several domains of applications, among which robotic networks, smart grids, transportation systems, multi agent systems etcetera. An example of a (linear) dynamic network is sketched in Figure 1, where excitation signals r_i and disturbance signals v_i , together with the linear dynamic modules G_{ji} induce the behaviour of the node signals w_i .

When structured systems like the one in Figure 1 become of interest for analysing performance and stability, it is appropriate to also consider the development of

[★] Revised version 6 February 2017. Originally version submitted on 26 August 2016. This project has received funding from the European Research Council (ERC), Advanced Research Grant SYSDYNET, under the European Union's Horizon 2020 research and innovation programme (grant agreement No 694504).

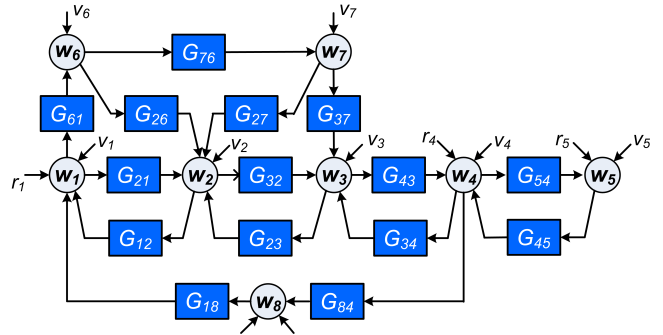


Fig. 1. Dynamic network. Node variables w_i are the outputs of the summation points indicated by circles.

(data-driven) models. In system identification literature, where the majority of the work is focused on open-loop or feedback controlled (multivariable) systems, there is an increasing interest in data-driven modeling problems related to dynamic networks. Particular questions that can be addressed are, e.g.:

- Identification of a single selected module G_{ji} , on the basis of measured w_i 's and r_i 's;
- Identification of the full network dynamics;

- (c) Identification of the topology of the network, i.e. the Boolean interconnection structure between the several nodes w_i .

The problem (a) of identifying a single module in a dynamic network has been addressed in [Van den Hof et al., 2013], where a framework has been introduced for prediction error identification in dynamic networks, and classical closed-loop identification techniques have been generalized to the situation of structured networks. Using this framework, predictor input selection ([Dankers et al., 2016]) has been addressed to decide on which measurements to take for identification of a particular network module, and errors-in-variables problems have been addressed ([Dankers et al., 2015]) to deal with sensor noise.

The problem (b) of identifying the full network can be recast into a multivariable identification problem [Söderström and Stoica, 1989]. The use of structured model sets (on the basis of an a priori known interconnection structure) can be attractive. However also fully parametrized model sets, parametrizing each and every possible network module, can be applied.

The problem (c) of topology detection has been addressed in e.g. [Materassi and Salapaka, 2012] where Wiener filters are used to reconstruct the network topology. In [Chiuso and Pilonetto, 2012] a Bayesian viewpoint is taken and regularization techniques are applied to obtain sparse estimates. Topology detection in a large scale network is done in [Sanandaji et al., 2011, 2012] using compressive sensing methods, and in a biological network in [Yuan et al., 2011, Yuan, 2012] using also sparse estimation techniques. Causal inference is addressed in [Quinn et al., 2011].

Not only in problem (b) but also in problem (c), the starting problem is most often to model all possible interconnections between modules, in other words to estimate a network model, consisting of estimated modules G_{ji} for all modules in the network. However when identifying a full network model, care has to be taken that there exists a unique mapping from the transfer functions that can be identified from data, to a dynamic network model. In [Gonçalves and Warnick, 2008, Adebayo et al., 2012] specific local conditions for such a unique mapping are considered for the network transfer function mapping external signals r into node signals w . In the considered work the question of network reconstructibility is addressed, but outside the scope and context of identification on the basis of data that is affected by noise disturbances. Uniqueness properties of a model set for purely stochastic networks (without external excitations r) are studied in [Materassi and Salapaka, 2012, Hayden et al., 2013] where the assumption is made, like in many of the works in this domain, that each node is driven by an independent white noise source.

In this paper we are going to address the question under which conditions on presence of external excitations, presence of and modelled correlations between disturbance signals, and modelled network topology, different network models in a model set can be distinguished from each other on the basis of measured data? We will do this by introducing the concept of network identifiability as a property of a parametrized set of network models. We will study this question for the situations that

- Disturbance terms v_i are allowed to be correlated over time but also over node signals, i.e. v_i and v_j , $i \neq j$ can be correlated.
- The vector disturbance process $v := [v_1^T \ v_2^T \ \dots]^T$ can be of reduced-rank, i.e. has a driving white noise process that has a dimension that is strictly less than the dimension of v . This includes the situation that some disturbance terms can be 0.

The presence of possible correlations between disturbances, limits the opportunities to break down the modelling of the network into several multi-input single-output (MISO) problems, as e.g. done in [Van den Hof et al., 2013]. For capturing these correlations among disturbances all relevant signals will need to be modelled jointly in a multi-input multi-output (MIMO) approach.

If the size of a dynamic network increases, the assumption of having a full rank noise process becomes more and more unrealistic. Different node signals in the network are likely to experience noise disturbances that are highly correlated with and possibly dependent on other node signals in its direct neighbourhood. One could think e.g. of a network of temperature measurements in a spatial area, where unmeasured external effects (e.g. wind) affect all measured nodes in a strongly related way, or waves affecting the position of a ship. In the identification literature little attention is paid to this situation. In a slightly different setting, the classical closed-loop system (Figure 3) also has this property, by considering the input to the process G to be disturbance-free, rendering the two-dimensional vector noise process of reduced-rank. Closed-loop identification methods typically work around this issue by either replacing the external excitation signal r by a stochastic noise process, as e.g. in the joint-IO method ([Caines and Chan, 1975]), or by only focussing on predicting the output signal and thus identifying the plant model (and not the controller), as e.g. in the direct method ([Ljung, 1999]). In econometrics dynamic factor models have been developed to deal with the situation of high dimensional data and rank-reduced noise ([Deistler et al., 2010, 2015]).

The notion of identifiability is a classical notion in system identification, but the concept has been used in different settings. The classical definition as present in [Ljung, 1976] is a consistency-oriented concept concerned with estimates converging to the true underlying system (system identifiability) or to the true underlying

parameters (parameter identifiability). These concepts were applied to the closed-loop case as well, see e.g. [Söderström et al., 1976]. A second and more dominant approach in the current literature is to consider identifiability as a property of a parametrized model set, referring to a unique one-to-one relationship between parameters and the predictor model, see e.g. [Ljung, 1999]. For an interesting account of these concepts see also the more recent work [Bazanella et al., 2010]. In the classical concepts the structure/topology of the considered situation has been fixed and restricted to the common open-loop or closed-loop cases. In our network situation we have to deal with additional structural properties in our models. These properties concern e.g. the choices where external excitation and disturbance signals are present, and how they are modeled, whether or not disturbances can be correlated, and whether modules in the network are known or parametrized in the model set.

We are going to employ the dynamic network framework as described in [Van den Hof et al., 2013], and we will introduce and analyse the concept of *network identifiability* of a parametrized model set. We will build upon the earlier introduction of the problem and preliminary results presented in [Weerts et al., 2015] and [Weerts et al., 2016a], but we will reformulate the starting points and definitions, as well as extend the results.

This paper will proceed by defining the network setup (section 2), and subsequently formulating the models, model sets and identifiability concept (section 3). In section 4 different result for network identifiability will be formulated, after which some examples are provided in Section 5. In section 6 results are provided for the case where the interconnection structure in a network is (partially) known, after which conclusions are formulated.

2 Dynamic network setting

Following the basic setup of [Van den Hof et al., 2013], a dynamic network is built up out of L scalar *internal variables* or *nodes* w_j , $j = 1, \dots, L$, and K *external variables* r_k , $k = 1, \dots, K$. Each internal variable is described as:

$$w_j(t) = \sum_{\substack{l=1 \\ l \neq j}}^L G_{jl}(q)w_l(t) + \sum_{k=1}^K R_{jk}(q)r_k(t) + v_j(t) \quad (1)$$

where q^{-1} is the delay operator, i.e. $q^{-1}w_j(t) = w_j(t-1)$;

- G_{jl} , R_{jk} are proper rational transfer functions, and the single transfers G_{jl} are referred to as *modules* in the network.
- r_k are *external variables* that can directly be manipulated by the user;

- v_j is *process noise*, where the vector process $v = [v_1 \dots v_L]^T$ is modelled as a stationary stochastic process with rational spectral density, such that there exists a p -dimensional white noise process $e := [e_1 \dots e_p]^T$, $p \leq L$, with covariance matrix $\Lambda > 0$ such that

$$v(t) = H(q)e(t).$$

The noise model H requires some further specification. For $p = L$, referred to as the full-rank noise case, H is square, stable, monic and minimum-phase. The situation $p < L$ will be referred to as the *singular* or *rank-reduced* noise case. In this latter situation it will be assumed that the L node signals w_j , $j = 1, \dots, L$ are ordered in such a way that the first p nodes are affected by a full-rank noise process, thus allowing a representation for H that satisfies

$$H(q) = \begin{bmatrix} H_a \\ H_b \end{bmatrix} \quad (2)$$

with H_a square and monic, while H is stable and has a stable left inverse H^\dagger , satisfying $H^\dagger H = I_p$, the $p \times p$ identity matrix.

When combining the L node signals we arrive at the full network expression

$$\begin{bmatrix} w_1 \\ w_2 \\ \vdots \\ w_L \end{bmatrix} = \begin{bmatrix} 0 & G_{12} & \dots & G_{1L} \\ G_{21} & 0 & \ddots & \vdots \\ \vdots & \ddots & \ddots & G_{L-1,L} \\ G_{L1} & \dots & G_{L,L-1} & 0 \end{bmatrix} \begin{bmatrix} w_1 \\ w_2 \\ \vdots \\ w_L \end{bmatrix} + R(q) \begin{bmatrix} r_1 \\ r_2 \\ \vdots \\ r_K \end{bmatrix} + H(q) \begin{bmatrix} e_1 \\ e_2 \\ \vdots \\ e_p \end{bmatrix}$$

Using obvious notation this results in the matrix equation:

$$w = Gw + Rr + He. \quad (3)$$

The network transfer function that maps the external signals r and e into the node signals w is denoted by:

$$T(q) = \begin{bmatrix} T_{wr}(q) & T_{we}(q) \end{bmatrix}, \quad (4)$$

with

$$T_{wr}(q) := (I - G(q))^{-1} R(q), \text{ and} \quad (5)$$

$$T_{we}(q) := (I - G(q))^{-1} H(q). \quad (6)$$

The measured and known variables in the network will be collected in the signal z :

$$z(t) = \begin{bmatrix} w^T(t) & r^T(t) \end{bmatrix}^T,$$

and the identification problem to be considered is the problem to identify the network dynamics (G, R, H, Λ) on the basis of variables z .

The dynamic network formulation above is related to what has been called the *Dynamic Structure Function (DSF)* as considered for disturbance-free systems in [Adebayo et al., 2012, Yuan et al., 2011, Yuan, 2012]. In particular, state space structures can be included by considering every module to be restricted to having first order dynamics only.

3 Network model set and identifiability

In order to arrive at a definition of network identifiability we need to specify a network model and a network model set.

Definition 1 (network model) *A network model of a network with L nodes, and K external excitation signals, with a noise process of rank $p \leq L$ is defined by the quadruple:*

$$M = (G, R, H, \Lambda)$$

with

- $G \in \mathbb{R}^{L \times L}(z)$, diagonal entries 0, all modules proper and stable¹;
- $R \in \mathbb{R}^{L \times K}(z)$, proper;
- $H \in \mathbb{R}^{L \times p}(z)$, satisfying the properties as specified in Section 2.
- $\Lambda \in \mathbb{R}^{p \times p}$, $\Lambda \geq 0$;
- the network is well-posed² [Dankers, 2014], with $(I - G)^{-1}$ proper and stable. \square

We include the noise covariance matrix Λ in the definition of a model, as is common for multivariable models [Söderström and Stoica, 1989].

Definition 2 (network model set) *A network model set for a network of L nodes, K external excitation signals, and a noise process of rank $p \leq L$, is defined as a set of parametrized matrix-valued functions:*

$$\mathcal{M} := \{M(\theta) = (G(q, \theta), R(q, \theta), H(q, \theta), \Lambda(\theta)), \theta \in \Theta\},$$

with all models $M(\theta)$ satisfying the properties as listed in Definition 1. \square

In this paper we will consider model sets for which all models in the set share the same rank, i.e. $\text{rank}(\Lambda(\theta)) = p$. We will use parameters θ only as a vehicle for creating a set of models. We will not consider any particular

¹ The assumption of having all modules stable is made in order to guarantee that T_{we} (6) is a stable spectral factor of the noise process that affects the node variables.

² This implies that all minors of $(I - G(\infty))^{-1}$ are nonzero.

properties of the mapping from parameters to network models.

In identifiability studies the question is addressed whether in a chosen model set, the models can be distinguished from each other through identification. This question has two important aspects:

- a structural -or identifiability- aspect: is it possible at all to distinguish between models, given the presence and location of external excitation signals and noise disturbances, and
- a data informativity aspect: given the presence and location of external excitation signals and noise disturbances, are the actual signals informative enough to distinguish between models during a particular identification experiment.

We will refer to the first (structural) aspect as the notion of network identifiability. For consistency of model estimates in an actual identification experiment, it is then required that the model set is network identifiable and that the external excitation signals are sufficiently informative. This separation of concepts allows us to study the structural aspects of networks, separate from the particular choice of test signals in identification.

Many identification methods, among which prediction error and subspace identification methods, base their model estimates on second order statistics of the measured data, i.e. auto-/cross-correlation functions or spectral densities of the signals w and r that are collected in z . This implies that the data-content that is relevant for model estimation is captured by the power spectral density of the measured signals, i.e. $\Phi_z(\omega)$, being defined as $\Phi_z(\omega) := \mathcal{F}\{\mathbb{E}[z(t)z^T(t - \tau)]\}$, where \mathcal{F} is the discrete-time Fourier transform, and \mathbb{E} the expected value for quasi-stationary processes [Ljung, 1999]. This spectral density includes the spectral density of w and the cross-spectral density of w and r , according to

$$\Phi_z(\omega) = \begin{bmatrix} \Phi_w(\omega) & \Phi_{wr}(\omega) \\ \Phi_{rw}(\omega) & \Phi_r(\omega) \end{bmatrix}.$$

From these four matrix blocks, only Φ_r does not provide any direct information on the network dynamics. It only contains information on the external excitation. However Φ_r does specify which excitation signals are present, and therefore determines the inputs of the transfer function $T_{wr}(q)$ that can be identified from data in z .

We are going to address the question: which information on the dynamics of the network can be extracted from Φ_z ? For a given Φ_r , every model $M(\theta)$ in the model set corresponds to a related spectrum

$$\Phi_z(\omega, \theta) =$$

$$\begin{bmatrix} T_{wr}(e^{i\omega}, \theta) \Phi_r(\omega) T_{wr}(e^{i\omega}, \theta)^* + \Phi_{\bar{v}}(\omega, \theta) & T_{wr}(e^{i\omega}, \theta) \Phi_r(\omega) \\ [T_{wr}(e^{i\omega}, \theta) \Phi_r(\omega)]^* & \Phi_r(\omega) \end{bmatrix}$$

where

$$\begin{aligned} T_{wr}(q, \theta) &:= [I - G(q, \theta)]^{-1} R(q, \theta), \\ \bar{v}(t, \theta) &:= [I - G(q, \theta)]^{-1} H(q, \theta) e(t), \\ \Phi_{\bar{v}}(\omega, \theta) &= [I - G(e^{i\omega}, \theta)]^{-1} H(e^{i\omega}, \theta) \Lambda(\theta) \cdot \\ &\quad \cdot H(e^{i\omega}, \theta)^* [I - G(e^{i\omega}, \theta)]^{-*}, \end{aligned}$$

where $(\cdot)^*$ denotes complex conjugate transpose. This leads to the conclusion that the *model* information that is uniquely captured by the spectral density Φ_z is given by $T_{wr}(q, \theta)$ and $\Phi_{\bar{v}}(\omega, \theta)$. This is the motivation for formulating the following definition.

Definition 3 (Network identifiability (from Φ_z))

The network model set \mathcal{M} is globally network identifiable (from Φ_z) at $M_0 := M(\theta_0)$ if for all models $M(\theta_1) \in \mathcal{M}$,

$$\left. \begin{aligned} T_{wr}(q, \theta_1) &= T_{wr}(q, \theta_0) \\ \Phi_{\bar{v}}(\omega, \theta_1) &= \Phi_{\bar{v}}(\omega, \theta_0) \end{aligned} \right\} \Rightarrow M(\theta_1) = M(\theta_0). \quad (7)$$

\mathcal{M} is globally network identifiable if (7) holds for all $M_0 \in \mathcal{M}$. \square

The definition shows that network identifiability is obtained if -within the chosen model set - a network model can be uniquely determined on the basis of second order properties of measured data. We have chosen to use the spectral density $\Phi_{\bar{v}}$ in the definition, rather than its spectral factor as e.g. done in Weerts et al. [2015]. This is motivated by the objective to include the situation of rank-reduced noise, and the handling of possible direct feedthrough terms in the modules, as will be further addressed and clarified in Section 4.

Remark 1 In the definition we consider identifiability of the network dynamics $M = (G, R, H, \Lambda)$. This can simply be generalized to consider the identifiability of a particular network property $f(M)$, by replacing the right hand side of the implication (7) by $f(M_1) = f(M_0)$, while f can refer to network properties as e.g. the Boolean topology of the network, or the network dynamics in G , etcetera. \square

Remark 2 The definition makes reference to Φ_z as the data that we take into account for assessing identifiability. There are other options possible here. Note that e.g. in the direct method and joint-io method for closed-loop identification [Ljung, 1999], the data on the basis of which identifiability is assessed is typically Φ_w rather than Φ_z . In these approaches, excitation signals r may be present,

but are not taken into account. We will focus on the situation on including all available information, including excitation signals r , if present. \square

Before moving to the formulation of verifiable conditions for network identifiability, we present an example of a disturbance free network to illustrate global network identifiability at M_0 .

Example 1 Consider the disturbance-free systems \mathcal{S}_1 , \mathcal{S}_2 in Figure 2 with $A(q) \neq 0, -1$, and $B(q) \neq 0$, both rational transfer functions. These two networks are described by the transfer functions

$$G_1^0 = \begin{bmatrix} 0 & 0 & 0 \\ A & 0 & 0 \\ 0 & B & 0 \end{bmatrix}, \quad G_2^0 = \begin{bmatrix} 0 & 0 & 0 \\ 0 & 0 & B \\ A & 0 & 0 \end{bmatrix}, \quad R_1^0 = R_2^0 = \begin{bmatrix} 1 & 0 \\ 0 & 1 \\ 1 & 0 \end{bmatrix}.$$

The transfer function matrices $T_{wr}(q)$ related to the networks \mathcal{S}_1 and \mathcal{S}_2 respectively, are given by:

$$T_1^0(q) = \begin{bmatrix} 1 & 0 \\ A & 1 \\ AB + 1 & B \end{bmatrix}, \quad T_2^0(q) = \begin{bmatrix} 1 & 0 \\ (A + 1)B & 1 \\ A + 1 & 0 \end{bmatrix}. \quad (8)$$

These transfer functions map the external signals r to the node signals w . We consider the model set $\mathcal{M}(\theta)$ with (omitting arguments q)

$$G(\theta) = \begin{bmatrix} 0 & G_{12}(\theta) & G_{13}(\theta) \\ G_{21}(\theta) & 0 & G_{23}(\theta) \\ G_{31}(\theta) & G_{32}(\theta) & 0 \end{bmatrix}, \quad R = \begin{bmatrix} 1 & 0 \\ 0 & 1 \\ 1 & 0 \end{bmatrix}, \quad (9)$$

and so $G(\theta)$ is parametrized and R is fixed. Since we have a disturbance free system we discard a noise model here, without loss of generality.

In order to investigate whether each of the two systems can be represented uniquely within the model set, we refer to (5), and analyze whether the equation

$$T_i^0(q) = [I - G(q, \theta)]^{-1} R(q) \quad (10)$$

for $i = 1, 2$ has a unique solution for $G(q, \theta)$. To this end we premultiply (10) with $[I - G(q, \theta)]$.

For network \mathcal{S}_1 we then obtain the relation (omitting argument q)

$$\begin{bmatrix} 1 & -G_{12}(\theta) & -G_{13}(\theta) \\ -G_{21}(\theta) & 1 & -G_{23}(\theta) \\ -G_{31}(\theta) & -G_{32}(\theta) & 1 \end{bmatrix} \begin{bmatrix} 1 & 0 \\ A & 1 \\ AB + 1 & B \end{bmatrix} = \begin{bmatrix} 1 & 0 \\ 0 & 1 \\ 1 & 0 \end{bmatrix}. \quad (11)$$

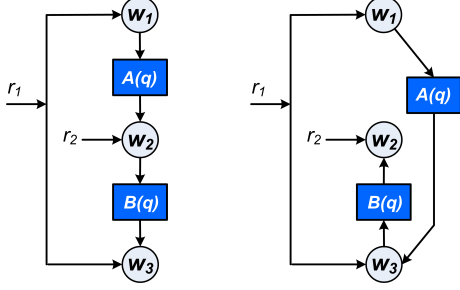


Fig. 2. Systems \mathcal{S}_1 (left) and \mathcal{S}_2 (right).

Solving the corresponding six equations for the parametrized transfer functions $G_{ij}(\theta)$ shows the following. From the first row in the matrix it follows that $G_{13}(\theta) = G_{12}(\theta) = 0$. Solving the second row leads to $G_{23}(\theta) = 0$ and $G_{21}(\theta) = A$, while solving the third row delivers $G_{31}(\theta) = 0$ and $G_{32}(\theta) = B$. As a result the original system \mathcal{S}_1 is uniquely recovered, and so \mathcal{M} is globally network identifiable at \mathcal{S}_1 .

When applying the same reasoning to network \mathcal{S}_2 we obtain

$$\begin{bmatrix} 1 & -G_{12}(\theta) & -G_{13}(\theta) \\ -G_{21}(\theta) & 1 & -G_{23}(\theta) \\ -G_{31}(\theta) & -G_{32}(\theta) & 1 \end{bmatrix} \begin{bmatrix} 1 & 0 \\ (A+1)B & 1 \\ A+1 & 0 \end{bmatrix} = \begin{bmatrix} 1 & 0 \\ 0 & 1 \\ 1 & 0 \end{bmatrix}. \quad (12)$$

Solving this system of equations for the second column on the right hand side leads to $G_{12}(\theta) = G_{32}(\theta) = 0$, while the solution for the first column delivers $G_{13}(\theta) = 0$, $G_{31}(\theta) = A$ and

$$-G_{21}(\theta) + (A+1)B - G_{23}(\theta)(A+1) = 0 \quad (13)$$

or equivalently $G_{21}(\theta) = (A+1)(B - G_{23}(\theta))$. This shows that not only $G_{21}(\theta) = 0$, $G_{23}(\theta) = B$ is a valid solution, but actually an infinite number of solutions exists. As a result \mathcal{M} is not globally network identifiable at \mathcal{S}_2 . An interpretation is that in \mathcal{S}_2 the contributions from w_1 and w_3 both solely depend on r_1 making them indistinguishable, which is reflected in the modeled transfer function matrix $R(q)$. \square

Remark 3 In the setting of an identification problem of either the dynamics or the topology of the network, it will be most important to be able to verify whether all models in a particular model set can be distinguished from each other, rather than the properties of one particular model in the set. Since in an identification problem the underlying real data generating network is unknown, global network identifiability of a model set \mathcal{M} will be the important concept rather than global network identifiability at a particular model. The latter property is mainly addressed in [Gonçalves and Warnick, 2008] and [Gevers et al., 2016]. \square

4 Conditions for verifying network identifiability

In this section we will formulate conditions for verifying global network identifiability in particular situations.

First we have to make the following assumption:

Assumption 1 We will consider model sets that satisfy the property that all models in the set share the same value of rank $\Lambda(\theta) = p$, and the node signals w are ordered in such a way that for all models in the set the first p components of v constitute a full rank process.

We will primarily assume that this ordering of signals can be done on the basis of prior information. If that is not the case that it can be done if the spectral density $\Phi_v(\omega)$ can be reconstructed from data, e.g. after non-parametric estimation of the module dynamics. A spectral factorization of Φ_v according to

$$\Phi_v = \tilde{H} \tilde{\Lambda} \tilde{H}^*$$

with \tilde{H} square, monic, stable and minimum-phase, has the property that $\text{rank } \tilde{\Lambda} = p$, and there exists a permutation matrix Π such that $[I_p \ 0] \Pi^T \tilde{\Lambda} \Pi [I_p \ 0]^T = \Lambda$. That same permutation matrix will then need to be applied to v , to satisfy the ordering property of Assumption 1.

Before being able to formulate verifiable conditions for identifiability, we need to collect some properties of reduced-rank spectra, in order to properly handle the situation that $p < L$.

4.1 Factorizations of reduced-rank spectra

Lemma 1 (reduced-rank spectra) Consider an L -dimensional stationary stochastic process x with rational spectral density Φ_x and rank $p < L$, that satisfies the ordering property of Assumption 1. Then

- a. Φ_x allows a unique spectral factorization

$$\Phi_x = F \Delta F^*$$

with $F \in \mathbb{R}^{L \times p}(z)$, $F = \begin{bmatrix} F_a \\ F_b \end{bmatrix}$ with F_a square, monic, and F stable and having a stable left inverse F^\dagger that satisfies $F^\dagger F = I_p$, $\Delta \in \mathbb{R}^{p \times p}$, $\Delta > 0$;

- b. Based on the unique decomposition of Φ_x in (a.), there exists a unique factorization of Φ_x in the structure:

$$\Phi_x = \check{F} \check{\Delta} \check{F}^*$$

with \check{F} square and monic, and $\check{\Delta} \in \mathbb{R}^{L \times L}$, having the particular structure

$$\check{F} = \begin{bmatrix} F_a & 0 \\ F_b - \Gamma & I \end{bmatrix}, \quad \check{\Delta} = \begin{bmatrix} I \\ \Gamma \end{bmatrix} \Delta \begin{bmatrix} I \\ \Gamma \end{bmatrix}^T$$

and $\Gamma := \lim_{z \rightarrow \infty} F_b(z)$;

Proof. Part (a) is the standard spectral factorization theorem, see Youla [1961]. Part (b) can be verified by direct computation.

In the sequel we will be exploiting both the non-square factorization of (a.) and the square factorization of (b.).

Now we are up to formulating conditions for network identifiability. To this end we will distinguish between different situations, dependent on the presence of delays in the network.

4.2 The situation of strictly proper modules

First we consider the situation that all modules in the network are strictly proper, i.e. $\lim_{z \rightarrow \infty} G(z) = 0$.

Proposition 1 Consider a network model set \mathcal{M} , and define

$$T(q, \theta) := (I - G(q, \theta))^{-1} U(q, \theta) \quad (14)$$

$$\text{with } U(q, \theta) := \begin{bmatrix} R(q, \theta) & H(q, \theta) \end{bmatrix} \quad (15)$$

with $T(q, \theta)$ being the parameterized version of the network transfer function $T(q)$ (4). If

- $G^\infty(\theta) := \lim_{z \rightarrow \infty} G(z, \theta) = 0$ for all $\theta \in \Theta$,

then condition (7) in Definition 3 of network identifiability is equivalently formulated as

$$\{T(q, \theta_1) = T(q, \theta_0)\} \Rightarrow \{(G(\theta_1), R(\theta_1), H(\theta_1)) = (G(\theta_0), R(\theta_0), H(\theta_0))\}. \quad (16)$$

The proof is provided in the Appendix.

Note that the above result is valid for both full-rank ($p = L$) and reduced-rank ($p < L$) noise processes. Additionally there are no restrictions on $\Lambda(\theta)$, e.g. it is not restricted to being diagonal. The fact that the network transfer function T is the object that can be uniquely identified from data, is rather obvious in the situation $p = L$. This has been a motivation in Weerts et al. [2015] to use the condition (16) as a *definition* of network identifiability, and in Gonçalves and Warnick [2008] to use the transfer function T as a basis for dynamic structure reconstruction. However in the situation of rank-reduced noise, including noise-free nodes, this result is still true under the formulated condition that all modules in the network are strictly proper.

4.3 The situation of modules with direct feedthrough

In order to handle the situation of having direct feedthrough terms in G , we need to deal with the phenomenon of algebraic loops.

Definition 4 In a dynamic network there is an algebraic loop around node w_{n_1} , if there exists a sequence of integers n_1, \dots, n_k such that:

$$G_{n_1 n_2}^\infty G_{n_2 n_3}^\infty \dots G_{n_k n_1}^\infty = 0,$$

with $G_{n_1 n_2}^\infty := \lim_{z \rightarrow \infty} G_{n_1 n_2}(z)$.

Proposition 2 Consider a network model set \mathcal{M} , and $T(q, \theta), U(q, \theta)$ according to (14), (15). If for all $\theta \in \Theta$:

- there is no algebraic loop around any node signal in the network, and
- $\Lambda(\theta)$ is diagonal, and
- for the situation $p < L$, $\lim_{z \rightarrow \infty} H_b(z, \theta) = 0$,

then condition (7) in Definition 3 of network identifiability is equivalently formulated as

$$\{T(q, \theta_1) = T(q, \theta_0)\} \Rightarrow \{(G(\theta_1), H(\theta_1), R(\theta_1)) = (G(\theta_0), H(\theta_0), R(\theta_0))\}. \quad (17)$$

The proof is provided in the Appendix.

For the particular situation of noise-free nodes, the result of this proposition has been applied in Weerts et al. [2016a]. Proposition 2 in relation to Proposition 1, shows that the ability to estimate more flexible correlations between the white noise processes ($\Lambda(\theta)$ not constrained in Proposition 1, while being diagonal in Proposition 2), is traded against the ability to handle direct feedthrough terms in the modules (Proposition 2). It also should be noted that the above results hold without any assumption on presence of excitation signals r . However, the presence of excitation signals will affect network identifiability, through the evaluation of implications (16), (17).

4.4 The situation of algebraic loops

The results of Proposition 1 and 2 have been derived without relying on the presence of external excitation signals, in particular by formulating restrictions on direct feedthrough terms in relation with the noise covariance matrix Λ . This has been done by particularly focussing on the role of $\Phi_{\bar{v}}$ in the definition of identifiability. By relying also on the presence of external excitation signals, we have more opportunities to deal with situations of direct-feedthrough terms and even with algebraic loops.

First we have to introduce some additional notation. We denote $T_{wr}^\infty(\theta) := \lim_{z \rightarrow \infty} T_{wr}(z, \theta)$ and $R^\infty(\theta) := \lim_{z \rightarrow \infty} R(z, \theta)$ as the direct-feedthrough terms of the transfer functions T_{wr} and R . Suppose that row i of $(I - G^\infty(\theta))$ has α_i parameterized elements, and row i of $R^\infty(\theta)$ has β_i parameterized elements. We define the $L \times L$ permutation matrix P_i and the $K \times K$ permutation matrix Q_i such that all parametrized entries in the considered row of $(I - G^\infty(\theta))$ are shifted to the left, and all parametrized entries in the considered row of $R^\infty(\theta)$ are shifted to the right, i.e.

$$(I - G^\infty(\theta))_{i\star} P_i = \left[(I - G^\infty(\theta))_{i\star}^{(1)} \quad (I - G^\infty(\theta))_{i\star}^{(2)} \right] \quad (18)$$

$$R^\infty(\theta)_{i\star} Q_i = \left[R_{i\star}^{\infty(1)} \quad R_{i\star}^{\infty(2)}(\theta) \right] \quad (19)$$

with $(\cdot)_{i\star}$ indicating the i -th row of a matrix.

Next we define the matrix $\tilde{T}_i^\infty(\theta)$ of dimension $\alpha_i \times (K - \beta_i)$ according to

$$\tilde{T}_i^\infty(\theta) := \begin{bmatrix} I_{\alpha_i} & 0 \end{bmatrix} P_i^{-1} T_{wr}^\infty(\theta) Q_i \begin{bmatrix} I_{K-\beta_i} \\ 0 \end{bmatrix}. \quad (20)$$

We can now formulate the following identifiability result for the situation that even algebraic loops are allowed in the network.

Proposition 3 *Consider a network model set \mathcal{M} , and $T(q, \theta), U(q, \theta)$ according to (14), (15). If for all $\theta \in \Theta$:*

- *each row of $\begin{bmatrix} G^\infty(\theta) & R^\infty(\theta) \end{bmatrix}$ has at most K parameterized elements, and*
- *for each $i = 1, \dots, L$, the matrix $\tilde{T}_i^\infty(\theta)$ has full row rank,*

then condition (7) in Definition 3 of network identifiability is equivalently formulated as

$$\{T(q, \theta_1) = T(q, \theta_0)\} \Rightarrow \{(G(\theta_1), H(\theta_1), R(\theta_1)) = (G(\theta_0), H(\theta_0), R(\theta_0))\}. \quad (21)$$

The proof is provided in the Appendix.

In the proposition, conditions are formulated under which the transfer function T_{wr} will uniquely determine the direct-feedthrough term G^∞ and - as a result thereof - also the noise covariance matrix Λ . Identification under the presence of algebraic loops is further discussed in Weerts et al. [2016b].

4.5 Network identifiability results for full excitation

We have shown under which conditions the essential condition for global network identifiability can be equivalently formulated in the expression (17) on the basis of T matrices. We continue with showing when the implication (17) is satisfied in the situation that we have at least as many external excitation plus white noise inputs, as we have node signals. This leads to conditions for global network identifiability that are not dependent on the particular structure of the network as present in G .

Theorem 1 *Let \mathcal{M} be a network model set for which the conditions of one of the Propositions 1-3 are satisfied. Then*

- (a) *\mathcal{M} is globally network identifiable at $M(\theta_0)$ if there exists a nonsingular and parameter-independent transfer function matrix $Q \in \mathbb{R}^{(K+p) \times (K+p)}(z)$ such that*

$$U(q, \theta) Q(q) = \begin{bmatrix} D(q, \theta) & F(q, \theta) \end{bmatrix} \quad (22)$$

with $D(\theta) \in \mathbb{R}^{L \times L}(z)$, $F(\theta) \in \mathbb{R}^{L \times (p+K-L)}(z)$, and D diagonal and full rank for all $\theta \in \Theta_0$ with

$$\Theta_0 := \{\theta \in \Theta \mid T(q, \theta) = T(q, \theta_0)\}.$$

- (b) *If in part (a) the diagonal and full rank property of $D(q, \theta)$ is extended to all $\theta \in \Theta$, then \mathcal{M} satisfies the condition (16) for global network identifiability at all $M(\theta_0) \in \mathcal{M}$.*

The presented results in the theorem are basically equivalent to the results of [Gonçalves and Warnick, 2008], where a deterministic reconstruction problem is considered on the basis of a network transfer function, however outside the scope of an identification setting, with stochastic disturbance signals. Note that the condition can be interpreted as the possibility to give $U(q, \theta)$ a leading diagonal matrix by column operations. There is an implicit requirement in the theorem that U has full row rank, and therefore it does not apply to the case of Example 1. The situation of a rank-reduced matrix U will be considered in section 6.

Example 2 *Suppose we model correlated noise by having off-diagonal terms in H , in the model set $\mathcal{M}(\theta)$ with*

$$G = \begin{bmatrix} 0 & G_{12}(\theta) & G_{13}(\theta) \\ G_{21}(\theta) & 0 & G_{23}(\theta) \\ G_{31}(\theta) & G_{32}(\theta) & 0 \end{bmatrix},$$

$$H = \begin{bmatrix} H_{11}(\theta) & H_{12}(\theta) & 0 \\ H_{21}(\theta) & H_{22}(\theta) & 0 \\ 0 & 0 & H_{33}(\theta) \end{bmatrix}, \quad R = \begin{bmatrix} R_{11}(\theta) & 0 \\ 0 & R_{22}(\theta) \\ 0 & 0 \end{bmatrix},$$

where $R_{11}(\theta), R_{22}(\theta) \neq 0$, and $H(\theta)$ monic. Then a simple permutation matrix Q can be found to create $U(q, \theta)Q = \begin{bmatrix} D(q, \theta) & F(q, \theta) \end{bmatrix}$ with $D(q, \theta) = \text{diag}(\begin{bmatrix} R_{11}(\theta) & R_{22}(\theta) & H_{33}(\theta) \end{bmatrix})$ and by Theorem 1 the model set is globally network identifiable. If external excitation signals r would have been absent, identifiability would be lost because the off-diagonal terms in the noise model would prevent the existence of a permutation matrix Q that can turn the noise model into a diagonal form. If the process noises at the first two nodes are uncorrelated, they can be modelled with $H_{21}(\theta) \equiv H_{12}(\theta) \equiv 0$, and the diagonal H directly implies global network identifiability, irrespective of the presence of external excitation signals. \square

One of the important consequences of Theorem 1 is formulated in the next corollary.

Corollary 1 *Subject to the conditions in Theorem 1, a network model set \mathcal{M} is globally network identifiable if every node signal in the network is excited by either an external excitation signal r or a noise signal v , that is uncorrelated with the excitation/noise signals on the other nodes.*

The situation described in the Corollary corresponds to $U(q, \theta)$ having a single parametrized entry in every row and every column, and thus implies that $U(q, \theta)$ can be permuted to a diagonal matrix. Uncorrelated excitation can come from noise or external variables. Note that the result of Theorem 1 can be rather conservative, as it does not take account of any possible structural conditions in the matrix $G(q, \theta)$. Additionally the result does not apply to the situation where $U(q, \theta)$ is not full row rank, as in that case it can never be transformed to having a leading diagonal by column operations. This is e.g. the case in Example 1. Both structural constraints and possible reduced row rank of $U(q, \theta)$ will be further considered in Section 6. First we will present some illustrative examples that originate from Weerts et al. [2016a].

5 Illustrative examples

5.1 Closed-loop system

One of the very simple examples to which the results of this paper apply is the situation of a single-loop feedback system, with a disturbance signal on the process output, and a reference input at the process input (controller output), see Figure 3. The process output y will take the role of node variable w_a , while the process input u will be represented by the (noise-free) w_b . When parametrizing process $G(q, \theta)$ and controller $C(q, \theta)$, as well as noise model $v(t) = H_a(q, \theta)e(t)$ and the fixed reference filters $R_a(q) = 0, R_b(q) = 1$, it appears that the essential identifiability result of Theorem 1 is reflected

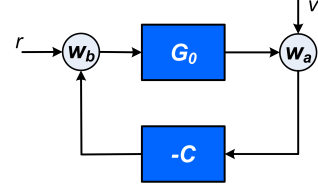


Fig. 3. Classical closed-loop configuration.

by the matrix

$$U(q, \theta) = \begin{bmatrix} H_a(q, \theta) & 0 \\ 0 & 1 \end{bmatrix}.$$

This matrix is square and equal to the diagonal matrix D in the theorem. Since it is square we have that matrix F will have dimension 2×0 . The conditions of Theorem 1 are satisfied with $Q = I$, and therefore the closed-loop system is globally network identifiable. This implies that consistent estimates of G_0 and C can be obtained, when identified simultaneously.

In our current setting we consider the identification of all modules in the network. In the classical direct method of closed-loop identification, one typically parametrizes the plant model G , but not the controller C , implying that only part of the network is identified. This can lead to questions of identifiability of part of a network (rather than of the full network). For this line of reasoning we refer to Remark 1.

5.2 Network example

In this example we analyze the 5 node network of Figure 4 where the noises on nodes 1 and 2 are correlated. The

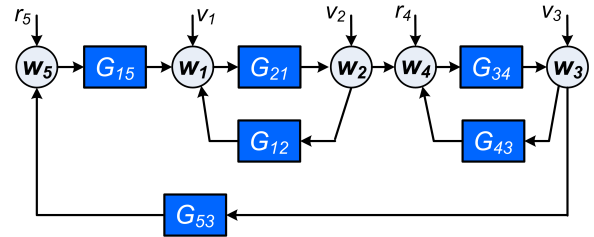


Fig. 4. 5 node network.

nodes are labeled such that the last two are noise-free. Process noise will be modeled according to

$$\begin{bmatrix} v_1(t) \\ v_2(t) \\ v_3(t) \end{bmatrix} = \underbrace{\begin{bmatrix} H_{11}(q, \theta) & H_{12}(q, \theta) & 0 \\ H_{21}(q, \theta) & H_{22}(q, \theta) & 0 \\ 0 & 0 & H_{33}(q, \theta) \end{bmatrix}}_{H_a(q, \theta)} \begin{bmatrix} e_1(t) \\ e_2(t) \\ e_3(t) \end{bmatrix}.$$

The elements H_{21} and H_{12} are present to allow for modelling correlation between the process noises v_1 and v_2 , while v_3 is modelled independently from these two signals. As the external excitation signals r_4 and r_5 directly affect the two corresponding node signals, without a dynamic transfer, the corresponding R matrices are not parametrized but fixed to 1. This leads to a matrix $U(q, \theta)$ constructed as

$$U(q, \theta) = \begin{bmatrix} H_{11}(q, \theta) & H_{12}(q, \theta) & 0 & 0 & 0 \\ H_{21}(q, \theta) & H_{22}(q, \theta) & 0 & 0 & 0 \\ 0 & 0 & H_{33}(q, \theta) & 0 & 0 \\ 0 & 0 & 0 & 1 & 0 \\ 0 & 0 & 0 & 0 & 1 \end{bmatrix}.$$

The condition of Theorem 1 is now checked by attempting to diagonalize the matrix $U(q, \theta)$ by postmultiplication with some filter $Q(q)$ which does not depend on θ . Due to the correlated noise it is not possible to diagonalize the matrix in this way. Note that by adding external excitations to nodes 1 and 2, leading to the addition of fixed unit vector columns in $U(q, \theta)$, we can make the model set globally network identifiable.

6 Network identifiability in case of structure restrictions

When there are structure restrictions in $G(q, \theta)$ or matrix $U(q, \theta)$ is not full row rank, as in Example 1, the result of Theorem 1 is conservative and/or even does not apply. Structure restrictions in $G(q, \theta)$ are typically represented by fixing some modules to 0. For these cases of structure restrictions, in [Gonçalves and Warnick, 2008] necessary and sufficient conditions have been formulated for satisfying (16) at a particular model M_0 . The conditions are formulated in terms of nullspaces that can not be checked without knowledge of the underlying network. Since we are most interested in global identifiability of a full model set, rather than in a particular model, we will further elaborate and generalize these conditions and present them in a form where they can simply be checked.

First we need to introduce some notation.

In line with the reasoning in Section 4.4, we suppose that each row i of $G(\theta)$, has α_i parameterized transfer functions, and row i of $U(\theta)$ has β_i parametrized transfer functions, and we define the $L \times L$ permutation matrix P_i , and the $(K+p) \times (K+p)$ permutation matrix Q_i , such that all parametrized entries in the considered row of $(I - G(q, \theta))$ are shifted to the left, and all parametrized entries in the considered row of $U(q, \theta)$ are shifted to the

right, i.e.

$$(I - G(\theta))_{i*} P_i = \begin{bmatrix} (I - G(\theta))_{i*}^{(1)} & (I - G(\theta))_{i*}^{(2)} \end{bmatrix} \quad (23)$$

$$U(\theta)_{i*} Q_i = \begin{bmatrix} U_{i*}^{(1)} & U_{i*}^{(2)} \end{bmatrix} \quad (24)$$

Next we define the transfer matrix $\tilde{T}_i(q, \theta)$ of dimension $\alpha_i \times (K + p - \beta_i)$, according to

$$\tilde{T}_i(q, \theta) := [I_{\alpha_i} \ 0] P_i^{-1} T(q, \theta) Q_i \begin{bmatrix} I_{K+p-\beta_i} \\ 0 \end{bmatrix}. \quad (25)$$

The following Theorem now specifies necessary and sufficient conditions for the crucial identifiability condition (16).

Theorem 2 *Let \mathcal{M} be a network model set for which the conditions of one of the Propositions 1-3 are satisfied, and that additionally satisfies the following properties:*

- Every parametrized entry in the model $\{M(z, \theta), \theta \in \Theta\}$ covers the set of all proper rational transfer functions;*
- All parametrized transfer functions in the model $M(z, \theta)$ are parametrized independently (i.e. there are no common parameters).*

Then

- \mathcal{M} is globally network identifiable at $M(\theta_0)$ if and only if*
 - each row i of the transfer function matrix $\begin{bmatrix} G(\theta) & U(\theta) \end{bmatrix}$ has at most $K + p$ parameterized entries, and*
 - for each row i , $\tilde{T}_i(\theta_0)$ defined by (25) has full row rank.*
- \mathcal{M} is globally network identifiable if and only if*
 - each row i of the transfer function matrix $\begin{bmatrix} G(\theta) & U(\theta) \end{bmatrix}$ has at most $K + p$ parameterized entries, and*
 - for each row i , $\tilde{T}_i(\theta)$ defined by (25) has full row rank for all $\theta \in \Theta$.* \square

The check on the row rank of matrices \tilde{T}_i is an explicit way to check the related nullspace condition in [Gonçalves and Warnick, 2008]. The assumption (a.) in the theorem, refers to the situation that we do not restrict the model class to any finite dimensional structure, but that we consider the situation that could be represented by a non-parametric identification of all module elements.

Remark 4 *The condition on the maximum number of parametrized entries per row in the parametrized matrix*

seems closely related to a similar condition for structural identifiability of (polynomial) ARMAX systems, as formulated in Theorem 2.7.1. of Hannan and Deistler [1988]. A further analysis of this relationship is beyond the scope of this paper, and will be explored elsewhere.

The results of this section can be applied to Example 1.

Example 3 (Example 1 continued) In example 1 a model set has been defined with $U = R$ not full row rank, and hence Theorem 1 is not suitable for checking its network identifiability. Now with the introduction of necessary and sufficient conditions in Theorem 2 we can evaluate the network identifiability property of the model set in example 1 easily. Consider a model set with G and R as defined in (9), without noise model (i.e. $p = 0$) such that $U = R$, and satisfying assumptions (a.) and (b.) of Theorem 2. Global network identifiability at \mathcal{S}_1 and \mathcal{S}_2 is evaluated by checking the two conditions of the theorem. First it is easily verified that $[G(\theta) \ U]$ has at most $2 = K + p$ parameterized transfer functions on each row. The second condition is checked by evaluating the rank of the appropriate sub-matrices defined in (25) on the basis of the T -matrices for \mathcal{S}_1 and \mathcal{S}_2 given in (8). For \mathcal{S}_1 we need to check the conditions for rows 1-3 accordingly. For all rows i , $Q_i = I$, since U is not parametrized. Then:

$$P_1^{-1} = \begin{bmatrix} 0 & 0 & 1 \\ 1 & 0 & 0 \\ 0 & 1 & 0 \end{bmatrix}^{-1} = \begin{bmatrix} 0 & 1 & 0 \\ 0 & 0 & 1 \\ 1 & 0 & 0 \end{bmatrix}; \quad \tilde{T}_1(q, \theta_1) = \begin{bmatrix} A & 1 \\ AB + 1 & B \end{bmatrix};$$

$$P_2^{-1} = \begin{bmatrix} 1 & 0 & 0 \\ 0 & 0 & 1 \\ 0 & 1 & 0 \end{bmatrix}^{-1} = \begin{bmatrix} 1 & 0 & 0 \\ 0 & 0 & 1 \\ 0 & 1 & 0 \end{bmatrix}; \quad \tilde{T}_2(q, \theta_1) = \begin{bmatrix} 1 & 0 \\ AB + 1 & B \end{bmatrix};$$

$$P_3^{-1} = I; \quad \tilde{T}_3(q, \theta_1) = \begin{bmatrix} 1 & 0 \\ A & 1 \end{bmatrix};$$

Since all three \tilde{T} -matrices are full rank, the conditions for global network identifiability at \mathcal{S}_1 are satisfied which verifies the conclusion of Example 1.

For \mathcal{S}_2 it appears that

$$P_2^{-1} = \begin{bmatrix} 1 & 0 & 0 \\ 0 & 0 & 1 \\ 0 & 1 & 0 \end{bmatrix}^{-1} = \begin{bmatrix} 1 & 0 & 0 \\ 0 & 0 & 1 \\ 0 & 1 & 0 \end{bmatrix}; \quad \tilde{T}_2(q, \theta_2) = \begin{bmatrix} 1 & 0 \\ A + 1 & 0 \end{bmatrix}$$

which obviously does not have full rank, confirming that the model set is not globally network identifiable at \mathcal{S}_2 . If we would restrict the model set to satisfy $G_{21}(\theta) = 0$, it can simply be verified that the conditions for global network identifiability at \mathcal{S}_2 are satisfied, which is confirmed by the analysis in (13).

When information about the 'true' network is used then one can obtain results that allow us to distinguish between certain networks. However we are mainly interested in results that allow us to distinguish between all networks in a model set, since in an identification setting the true network structure/dynamics will not be known.

7 Conclusions

The objective of this paper has been to obtain conditions on the presence and location of excitation and disturbance signals and conditions on the parameterized model set such that a unique representation of the full network can be obtained. A property called global network identifiability has been defined to ensure this unique representation, and results have been derived to analyze this property for the case of dynamic networks allowing correlated noises on node signals, as well as rank-reduced noise. Three key ingredients for a network identifiable model set are: presence and location of external excitation signals, modeled correlations between disturbances, and prior (structural) knowledge on the network that is incorporated in the model.

8 Acknowledgement

The authors gratefully acknowledge discussions with Michel Gevers and Manfred Deistler on the topic and presentation of this paper, and Manfred Deistler in particular for the suggestion of using signal spectra as a basis of model equivalence in identifiability.

Appendix

A Proof of Proposition 1

Since in the considered situation

$$T_{we}(\theta) := (I - G(\theta))^{-1}H(\theta)$$

has an upper $p \times p$ part which is monic, while

$$\Phi_{\bar{v}}(\theta) = T_{we}(\theta)\Lambda(\theta)T_{we}(\theta)^* \quad (\text{A.1})$$

it follows that (A.1) satisfies the conditions of the unique spectral factorization in Lemma 1a, if $p < L$. If $p = L$ it satisfies the conditions of the standard spectral factorization. Therefore T_{we} and Λ are uniquely determined by $\Phi_{\bar{v}}$, or in other words

$$\{\Phi_{\bar{v}}(\theta_1) = \Phi_{\bar{v}}(\theta_0)\} \implies \begin{cases} T_{we}(\theta_1) = T_{we}(\theta_0) \\ \Lambda(\theta_1) = \Lambda(\theta_0) \end{cases}.$$

Since $T_{wr}(\theta_1) = T_{wr}(\theta_0)$ is in the premise of (7) and $\Lambda(\theta_1) = \Lambda(\theta_0)$ is implied by the premise of the equality of the spectra, as indicated above, the result follows directly. \square

B Proof of Proposition 2

First we treat the full-rank situation that $p = L$.

In this situation

$$\Phi_{\bar{v}}(z, \theta) := (I - G(\theta))^{-1} H(\theta) \Lambda(\theta) H(\theta)^* (I - G(\theta))^{-*}$$

and using the property that H is monic leads to

$$\Phi_{\bar{v}}^{\infty}(\theta) := \lim_{z \rightarrow \infty} \Phi_{\bar{v}}(z, \theta) = (I - G^{\infty}(\theta))^{-1} \Lambda(\theta) (I - G^{\infty}(\theta))^{-T}.$$

If there are no algebraic loops then there exists a permutation matrix Π such that $\Pi^T (I - G^{\infty}(\theta))^{-1} \Pi$ is upper unitriangular (i.e. upper triangular with 1's on the diagonal). Then (leaving out arguments θ for brevity):

$$\Pi^T \Phi_{\bar{v}}^{\infty} \Pi = \underbrace{\Pi^T (I - G^{\infty})^{-1} \Pi}_L \cdot \underbrace{\Pi^T \Lambda \Pi}_D \cdot \underbrace{\Pi^T (I - G^{\infty})^{-T} \Pi}_{L^T}.$$

With D being diagonal and L upper unitriangular, this represents a unique LDL^T decomposition of the permuted spectrum. As a result Λ is uniquely determined from $\Phi_{\bar{v}}$.

Spectral factorization of $\Phi_{\bar{v}}$ leads to a unique decomposition

$$\Phi_{\bar{v}} = \hat{H} \hat{\Lambda} \hat{H}^*$$

with \hat{H} monic, stable and minimum-phase, but $\hat{\Lambda}$ not necessarily diagonal. Since $\hat{\Lambda}$ is full rank, there is a non-singular matrix B such that $\hat{\Lambda} = B \Lambda B^T$, leading to the unique spectral decomposition:

$$\Phi_{\bar{v}} = \hat{H} B \Lambda B^T \hat{H}^*,$$

where $\hat{H} B = T_{we}$. As a result, T_{we} is uniquely determined from $\Phi_{\bar{v}}$, and the proof follows along the same steps as in the proof of Proposition 1.

Now we turn to the situation $p < L$.

When applying the spectral decomposition of Lemma 1b to $\Phi_{\bar{v}}$ it follows that

$$\Phi_{\bar{v}}(z, \theta) = (I - G(\theta))^{-1} \check{H}(\theta) \check{\Lambda}(\theta) \check{H}(\theta)^* (I - G(\theta))^{-*}$$

with \check{H} square and monic, and structured according to

$$\check{H} = \begin{bmatrix} H_a & 0 \\ H_b - \Gamma & I \end{bmatrix}, \quad \text{and } \check{\Lambda} = \begin{bmatrix} I \\ \Gamma \end{bmatrix} \Lambda \begin{bmatrix} I \\ \Gamma \end{bmatrix}^T.$$

Since by assumption $\Gamma := \lim_{z \rightarrow \infty} H_b(z) = 0$ it follows that

$$\check{\Lambda} = \begin{bmatrix} \Lambda & 0 \\ 0 & 0 \end{bmatrix}.$$

As a result

$$\Phi_{\bar{v}}^{\infty} = (I - G^{\infty}(\theta))^{-1} \check{\Lambda}(\theta) (I - G^{\infty}(\theta))^{-T}$$

with $\check{\Lambda}(\theta)$ diagonal. Then exactly the same reasoning as above with a permutation of the signals to turn $(I - G^{\infty})^{-1}$ into a unitriangular matrix, shows that $\check{\Lambda}$ and therefore also Λ is uniquely determined from $\Phi_{\bar{v}}$.

With Λ known, the decomposition $\Phi_{\bar{v}} = T_{we} \Lambda T_{we}^*$ uniquely determines T_{we} from $\Phi_{\bar{v}}$. The proof then follows the same steps as in the proof of Proposition 1. \square

C Proof of Proposition 3

This proof consists of 2 steps. The first step is to use T_{wr} to uniquely determine the feedthrough of G , i.e.

$$T_{wr}^{\infty}(\theta_1) = T_{wr}^{\infty}(\theta_0) \Rightarrow G^{\infty}(\theta_1) = G^{\infty}(\theta_0). \quad (\text{C.1})$$

The left hand side of the above implication can be written as

$$(I - G^{\infty}(\theta_0)) T_{wr}^{\infty}(\theta_1) = R^{\infty}(\theta_0). \quad (\text{C.2})$$

Consider row i of the matrix equation (C.2), and apply the following reasoning for each row separately. By inserting the permutation matrices P_i and Q_i , defined in (18)-(19), we obtain for row i :

$$(I - G^{\infty}(\theta_0)) P_i^{-1} P_i T_{wr}^{\infty}(\theta_1) Q_i = R^{\infty}(\theta_0) Q_i \quad (\text{C.3})$$

leading to

$$(I - G^{\infty}(\theta_0))_{i\star}^{(1)} T_i^{(1)}(\theta_1) + (I - G^{\infty})_{i\star}^{(2)} T_i^{(2)}(\theta_1) = \begin{bmatrix} R_{i\star}^{(1)} & R_{i\star}^{(2)}(\theta_0) \end{bmatrix}, \quad (\text{C.4})$$

with $P_i T_{wr}^{\infty}(\theta_1) Q_i = \begin{bmatrix} T_i^{(1)}(\theta_1) \\ T_i^{(2)}(\theta_1) \end{bmatrix}$. Note that, as defined

$$\text{by (20), } \tilde{T}_i^{\infty}(\theta) = T_i^{(1)}(\theta) \begin{bmatrix} I_{K-\beta_i} \\ 0 \end{bmatrix}.$$

When considering the left $1 \times (K - \beta_i)$ block of the vector equation (C.4), while using the expression for $\tilde{T}_i^{\infty}(\theta)$ above, we can write

$$(I - G^{\infty}(\theta_0))_{i\star}^{(1)} \tilde{T}_i^{\infty}(\theta_1) + \rho(\theta_1) = R_{i\star}^{\infty(1)}, \quad (\text{C.5})$$

with $\rho(\theta_1)$ the left $1 \times (K - \beta_i)$ block of $(I - G^\infty)_{i\star}^{(2)} T_i^{(2)}(\theta_1)$. Now $\rho(\theta_1)$ and $R_{i\star}^{\infty(1)}$ are independent of parameter θ_0 , which implies that, if $\tilde{T}_i^\infty(\theta_1)$ has full row rank, then all the parametrized elements in $(I - G^\infty(\theta_0))_{i\star}$ are uniquely determined.

Then the second step is to determine Λ and T_{we} . By writing the spectrum of \bar{v} as

$$\Phi_{\bar{v}}^\infty = (I - G^\infty)^{-1} H^\infty(\theta) \Lambda(\theta) (H^\infty(\theta))^T (I - G^\infty)^{-T}$$

we obtain through pre- and post-multiplication:

$$(I - G^\infty) \Phi_{\bar{v}}^\infty (I - G^\infty)^T = \begin{bmatrix} \Lambda(\theta) & \Lambda(\theta) \Gamma^T(\theta) \\ \Gamma(\theta) \Lambda(\theta) & \Gamma(\theta) \Lambda(\theta) \Gamma^T(\theta) \end{bmatrix}$$

where $\Gamma := \lim_{z \rightarrow \infty} H_b(z, \theta)$. For given G^∞ (from step 1), and given $\Phi_{\bar{v}}$, this equation provides a unique Λ , such that T_{we} can be uniquely obtained from

$$\Phi_{\bar{v}} = T_{we}(\theta) \Lambda T_{we}^*(\theta). \quad (\text{C.6})$$

The proof then follows the same steps as the proof of Proposition 1. \square

D Proof of Theorem 1

a) It will be shown that under the condition of the theorem, the equality $T(q, \theta) = T(q, \theta_0)$ implies $M(\theta) = M(\theta_0)$ for all $\theta \in \Theta$. With the definition of Θ_0 , the equality of the T -matrices implies that we can restrict to $\theta \in \Theta_0$. That same equality induces

$$(I - G(\theta))^{-1} U(\theta) = (I - G(\theta_0))^{-1} U(\theta_0) \quad (\text{D.1})$$

and postmultiplication with Q leads to

$$(I - G(\theta))^{-1} \begin{bmatrix} D(\theta) & F(\theta) \end{bmatrix} = (I - G(\theta_0))^{-1} \begin{bmatrix} D(\theta_0) & F(\theta_0) \end{bmatrix},$$

with $D(\theta)$ diagonal and full rank for all $\theta \in \Theta_0$.

The left square $L \times L$ blocks in both sides of the equation can now be inverted to deliver $D(\theta)^{-1} (I - G(\theta)) = D(\theta_0)^{-1} (I - G(\theta_0))$. Due to zeros on the diagonal of $G(\theta)$ and $G(\theta_0)$ and the diagonal structure of $D(\theta)$ and $D(\theta_0)$, it follows that $D(\theta) = D(\theta_0)$ and consequently $G(\theta) = G(\theta_0)$. Then by (D.1) it follows that $U(\theta) = U(\theta_0)$ and $M(\theta) = M(\theta_0)$.

b) For part (b) it needs to be shown that the implication under (a) holds true for *any* $M(\theta_0)$ in \mathcal{M} . It is direct that this is true, following a similar reasoning as above, if we extend the parameter set to be considered from Θ_0 to Θ . \square

E Proof of Theorem 2

We will first provide the proof for situation (1).

The left hand side of the implication (16) can be written as

$$(I - G(\theta))T = U(\theta), \quad (\text{E.1})$$

where we use shorthand notation $T = T(\theta_0)$, $G(\theta) = G(\theta_1)$ and $U(\theta) = U(\theta_1)$. Consider row i of the matrix equation (E.1), and apply the following reasoning for each row separately. By inserting the permutation matrices P_i and Q_i , defined in (23),(24) we obtain for row i :

$$(I - G(\theta))_{i\star} P_i P_i^{-1} T Q_i = U_{i\star}(\theta) Q_i \quad (\text{E.2})$$

leading to

$$(I - G(\theta))_{i\star}^{(1)} T_i^{(1)} + (I - G)_{i\star}^{(2)} T_i^{(2)} = \begin{bmatrix} U_{i\star}^{(1)} & U(\theta)_{i\star}^{(2)} \end{bmatrix}, \quad (\text{E.3})$$

with $P_i^{-1} T Q_i = \begin{bmatrix} T_i^{(1)} \\ T_i^{(2)} \end{bmatrix}$. Note that $\tilde{T}_i = T_i^{(1)} \begin{bmatrix} I_{K+p-\beta} \\ 0 \end{bmatrix}$.

Sufficiency:

When considering the left $1 \times (K + p - \beta_i)$ block of the vector equation (E.3), while using the expression for \tilde{T}_i above, we can write

$$(I - G(\theta))_{1\star}^{(1)} \tilde{T}_i + \rho = U_{i\star}^{(1)}, \quad (\text{E.4})$$

with ρ the left $1 \times (K + p - \beta_i)$ block of $(I - G)_{i\star}^{(2)} T_i^{(2)}$. Now ρ and $U_{i\star}^{(1)}$ are independent of θ , which implies that, if \tilde{T}_i has full row rank, then all the parametrized elements in $(I - G(\theta))_{i\star}$ are uniquely determined. Then through (E.3) the parametrized elements in $U_{i\star}(\theta)$ are also uniquely determined.

By assumption we know that one solution to (E.1) is given by $G(\theta_0)$ and $U(\theta_0)$. Since the solution is unique, and $G(\theta_0)$ and $U(\theta_0)$ are a possible solution we know that $G(\theta_0)$ and $U(\theta_0)$ must be the only solution. This proves the validity of the implication (16).

Necessity of condition 2:

If the matrix $\tilde{T}_i(\theta_0)$ is not full row rank, then it has a non-trivial left nullspace. Let the rational transfer matrix $X \neq 0$ of dimension $1 \times \alpha_i$ be in the left nullspace of \tilde{T}_i . Then there also exists a proper, rational and stable X_p in the left nullspace of \tilde{T}_i . Then (E.4) can also be written as

$$\left((I - G(\theta))_{i\star}^{(1)} + X_p \right) \tilde{T}_i + \rho = U_{i\star}^{(1)}. \quad (\text{E.5})$$

By the formulated assumptions (a) and (b) it holds that each parameterized transfer function can be any proper rational transfer function, and that these parameterized transfer functions do not share any parameters. This implies that $G(\theta_1)_{i\star} \in \mathcal{M}$ and $(G(\theta_1)_{i\star} - X_p) \in \mathcal{M}$ refer

to two different model rows of G in the model set, that generate the same network transfer function T . Hence implication (16) can not hold. \square

Necessity of condition 1:

If $\alpha_i + \beta_i > K + p$, then $\tilde{T}_i(\theta_0)$ will be a tall matrix which can never have a full row rank. Then because of the necessity of the row rank condition on $\tilde{T}_i(\theta_0)$, necessity of condition 1 follows immediately. \square

Proof of situation (2): For all $\theta \in \Theta$:

For every $\theta \in \Theta$ we can construct $T(\theta)$ with related $\tilde{T}_i(\theta)$ of full row rank, and the reasoning as presented before fully applies. If for some $\theta \in \Theta$ we can not construct this full row rank $\tilde{T}_i(\theta)$ there exists a model in the model set which is not identifiable, and hence the model set is not globally network identifiable in \mathcal{M} . \square

References

- J. Adebayo, T. Southwick, V. Chetty, E. Yeung, Y. Yuan, J. Gonçalves, J. Grose, J. Prince, G.-B. Stan, and S. Warnick. Dynamical structure function identifiability conditions enabling signal structure reconstruction. In *Proc. 51st IEEE Conf. Decision and Control (CDC)*, pages 4635–4641, 2012.
- A.S. Bazanella, M. Gevers, and L. Miskovic. Closed-loop identification of mimo systems: a new look at identifiability and experiment design. *European J. Control*, 16(3):228–239, May–June 2010.
- P. E. Caines and C. W. Chan. Feedback between stationary stochastic processes. *IEEE Trans. Automatic Control*, 20(4):498–508, 1975.
- A. Chiuso and G. Pillonetto. A Bayesian approach to sparse dynamic network identification. *Automatica*, 48(8):1553–1565, 2012.
- A.G. Dankers. *System identification in dynamic networks*. PhD dissertation, Delft University of Technology, 2014.
- A.G. Dankers, P.M.J. Van den Hof, X. Bombois, and P.S.C. Heuberger. Errors-in-variables identification in dynamic networks - consistency results for an instrumental variable approach. *Automatica*, 62:39–50, 2015.
- A.G. Dankers, P.M.J. Van den Hof, P.S.C. Heuberger, and X. Bombois. Identification of dynamic models in complex networks with predictor error methods - predictor input selection. *IEEE Trans. Automatic Control*, 61(4):937–952, 2016.
- M. Deistler, B. D. O. Anderson, A. Filler, Ch. Zinner, and W. Chen. Generalized linear dynamic factor models: An approach via singular autoregressions. *European J. Control*, 16(3):211 – 224, 2010.
- M. Deistler, W. Scherrer, and B. D. O. Anderson. The structure of generalized linear dynamic factor models. *Empirical Economic and Financial Research*, 2015. Beran, J. and Feng, Y. and Hebbel, H. (eds.).
- M. Gevers, A.S. Bazanella, and A. Parraga. Structural conditions for the identifiability of dynamical networks. 2016. Submitted for publication.
- J. Gonçalves and S. Warnick. Necessary and sufficient conditions for dynamical structure reconstruction of LTI networks. *IEEE Trans. Automatic Control*, 53(7): 1670–1674, August 2008.
- E. J. Hannan and M. Deistler. *The Statistical Theory of Linear Systems*. John Wiley & Sons, New York, 1988.
- D.P. Hayden, Y. Yuan, and J.M. Gonçalves. Network reconstruction from intrinsic noise. *CoRR*, abs/1310.0375, 2013. URL <http://arxiv.org/abs/1310.0375>.
- L. Ljung. On the consistency of prediction error identification methods. In R.K. Mehra and D.G. Lainiotis, editors, *System Identification: Advances and Case Studies*, pages 121–164. New York, 1976.
- L. Ljung. *System Identification: Theory for the User*. Prentice-Hall, Englewood Cliffs, NJ, 1999.
- D. Materassi and M. Salapaka. On the problem of reconstructing an unknown topology via locality properties of the Wiener filter. *IEEE Trans. Automatic Control*, 57(7):1765–1777, 2012.
- C.J. Quinn, N. Kiyavash, and T.P. Coleman. Equivalence between minimal generative model graphs and directed information graphs. In *Proc. IEEE Intern. Symp. Information Theory*, pages 293–297, 2011.
- B.M. Sanandaji, T.L. Vincent, and M.B. Wakin. Exact topology identification of large-scale interconnected dynamical systems from compressive observations. In *Proc. American Control Conference (ACC)*, pages 649–656, San Francisco, CA, USA, 2011.
- B.M. Sanandaji, T.L. Vincent, and M.B. Wakin. A review of sufficient conditions for structure identification in interconnected systems. In *Proc. 16th IFAC Symp. System Identification*, pages 1623–1628, 2012.
- T. Söderström and P. Stoica. *System Identification*. Prentice Hall, Hemel Hempstead, UK, 1989.
- T. Söderström, L. Ljung, and I. Gustavsson. Identifiability conditions for linear multivariable systems operating under feedback. *IEEE Trans. Automatic Control*, 21(6):837–840, 1976.
- P.M.J. Van den Hof, A.G. Dankers, P.S.C. Heuberger, and X. Bombois. Identification of dynamic models in complex networks with prediction error methods - basic methods for consistent module estimates. *Automatica*, 49(10):2994–3006, 2013.
- H. H. M. Weerts, A. G. Dankers, and P. M. J. Van den Hof. Identifiability in dynamic network identification. *IFAC-PapersOnLine*, 48(28):1409–1414, 2015. Proc. 17th IFAC Symp. System Identification, Beijing, China.
- H. H. M. Weerts, P. M. J. Van den Hof, and A. G. Dankers. Identifiability of dynamic networks with part of the nodes noise-free. *IFAC-PapersOnLine*, 49(13): 19–24, 2016a. Proc. 12th IFAC Intern. Workshop on Adaptation and Learning in Control and Signal Processing (ALCOSP 2016).
- H.H.M. Weerts, P.M.J. Van den Hof, and A.G. Dankers.

- Identification of dynamic networks operating in the presence of algebraic loops. In *Proc. 55th IEEE Conference on Decision and Control*, pages 4606–4611, Las Vegas, AZ, 2016b.
- D.C. Youla. On the factorization of rational matrices. *IRE Trans. Information Theory*, 7:172–189, 1961.
- Y. Yuan. *Decentralised Network Prediction and Reconstruction Algorithms*. PhD dissertation, University of Cambridge, 2012.
- Y. Yuan, G-B. Stan, S. Warnick, and J. Gonçalves. Robust dynamical network structure reconstruction. *Automatica*, 47:1230–1235, 2011.