

DYNAMICAL FORMATION OF LOW-MASS MERGING BLACK HOLE BINARIES LIKE GW151226

SOURAV CHATTERJEE¹, CARL L. RODRIGUEZ^{1,2}, VICKY KALOGERA¹, AND FREDERIC A. RASIO¹

¹Center for Interdisciplinary Exploration & Research in Astrophysics (CIERA)

Physics & Astronomy, Northwestern University, Evanston, IL 60202, USA

sourav.chatterjee@northwestern.edu

and

²MIT-Kavli Institute for Astrophysics and Space Research

77 Massachusetts Avenue, 37-664H, Cambridge, MA 02139, USA

ABSTRACT

Using numerical models for star clusters spanning a wide range in ages and metallicities (Z) we study the masses of binary black holes (BBHs) produced dynamically and merging in the local universe ($z \lesssim 0.2$). After taking into account cosmological constraints on star-formation rate and metallicity evolution, which realistically relate merger delay times obtained from models with merger redshifts, we show here for the first time that while old, metal-poor globular clusters can naturally produce merging BBHs with heavier components, as observed in GW150914, lower-mass BBHs like GW151226 are easily formed dynamically in younger, higher-metallicity clusters. More specifically, we show that the mass of GW151226 is well within 1σ of the mass distribution obtained from our models for clusters with $Z/Z_{\odot} \gtrsim 0.5$. Indeed dynamical formation of a system like GW151226 likely requires a cluster that is younger and has a higher metallicity than typical Galactic globular clusters. The LVT151012 system, if real, could have been created in any cluster with $Z/Z_{\odot} \lesssim 0.25$. On the other hand, GW150914 is more massive (beyond 1σ) than typical BBHs from even the lowest-metallicity ($Z/Z_{\odot} = 0.005$) clusters we consider, but is within 2σ of the intrinsic mass distribution from our cluster models with $Z/Z_{\odot} \lesssim 0.05$; of course detection biases also push the observed distributions towards higher masses.

Keywords: black hole physics—gravitational waves—methods: numerical—methods: statistical—globular clusters: general—galaxies: star clusters: general

1. INTRODUCTION

Detection of gravitational waves (GWs) from merging black hole (BH) binaries has reignited widespread interest in understanding the astrophysical implications and the origins of BBHs (Abbott et al. 2016d,c,a). Current theoretical estimates indicate that detectable BBH merger events may be rather frequent, few–500 Gpc^{−3}yr^{−1}, with large uncertainties depending on production channels and model assumptions (e.g., compare Rodriguez et al. 2016a; Askar et al. 2017 with de Mink & Mandel 2016). In the first observing run itself, the advanced LIGO observatories (aLIGO) have detected GW signals from two BBH mergers and a lower significance ‘trigger’ event (Abbott et al. 2016d,c,b). These detections already show a large diversity in the masses of BBHs merging in the local universe: the chirp masses (M_{chirp}) at source for GW150914, LVT151012, and GW151226 are 28^{+2}_{-2} , 15^{+1}_{-1} , and $8.9^{+0.3}_{-0.3}$, respectively.

Broadly speaking, two major channels have been proposed for BBH formation and subsequent merger. High-mass stellar binaries may evolve in isolation to create merging BBHs, for example, by going through a specific sequence of events involving low-kick supernovae

(SNe) and common envelope (CE) evolution (e.g., Dominik et al. 2012, 2013, 2015; Belczynski et al. 2014, 2016b; Kowalska-Leszczynska et al. 2015; Belczynski et al. 2016a), and via chemically homogeneous evolution of tidally distorted binaries (e.g., Mandel & de Mink 2016; Marchant et al. 2016).

Alternatively, merging BBHs could be produced dynamically at the centers of dense star clusters (e.g., Banerjee et al. 2010; Ziosi et al. 2014; Rodriguez et al. 2015, 2016a). The process involved here is fundamentally different from BBH formation in isolation. A negligible fraction of BBHs formed in dense massive star clusters are primordial, and none with $t_{\text{delay}} \geq 1$ Gyr are composed of BHs formed from stars that were born in that binary (e.g., Chatterjee et al. 2017). As massive stellar binaries evolve in dense star clusters, even if they were initially hard, mass loss from stellar winds and compact object formation can make these binaries soft. Consequently, stellar encounters and natal kicks during BH formation disrupt these primordial binaries. Later, single BHs dynamically acquire other BH companions via three-body binary formation and binary-mediated exchange interactions which preferentially insert the relatively more massive BHs into a binary ejecting a less

massive non-BH member from it (e.g., [Heggie & Hut 2003](#); [Chatterjee & Tan 2012](#)). Because of this, the BBH properties and their merger times, unlike those formed in isolation, do not depend on the assumptions of initial binarity or binary orbital properties. While the rate of mergers are affected by the assumptions for the IMF and natal kicks, the BBH masses and merger delay times (t_{delay}) are insensitive to those as well ([Chatterjee et al. 2017](#)).

While several studies have modeled BBH formation in isolation for a wide range in metallicities taking into account the cosmological evolutions of the star formation rate (SFR) and metallicity (e.g., [Belczynski et al. 2016a](#); [Dvorkin et al. 2016](#); [de Mink & Mandel 2016](#)), due to primarily the computational cost, numerical studies of dynamically formed BBHs have so far restricted themselves to either a narrow range in metallicities and ages typical of the Galactic globular clusters (GGCs) (e.g., [Rodriguez et al. 2015](#); [Chatterjee et al. 2017](#)) or to low-mass (initial $N \sim 5 \times 10^3$), young (~ 100 Myr) star clusters (e.g., [Ziosi et al. 2014](#)). These studies also assumed that all model clusters formed roughly at the same epoch independent of the metallicity to evaluate the redshifts of BBH mergers from t_{delay} found in the models. This of course is a simplification. Stars form with wide ranges in metallicities at any redshift (e.g., [Madau & Dickinson 2014](#)). Massive star clusters are also observed today with a large range in ages and metallicities, for example, in M51, M101, and the LMC (e.g., [Bastian et al. 2005](#); [Barmby et al. 2006](#); [Scheepmaker et al. 2007](#)). Even for the GGCs, the metallicity distribution has a long tail extending to Z_{\odot} ([Harris 1996](#)).

We relax past assumptions and consider BBH formation and merger in clusters spanning a wide range in metallicities and metallicity-dependent distributions for cluster-formation redshifts (z_{form}). Our goal is to investigate whether all hitherto detected GW sources could have been formed dynamically in star clusters. Furthermore, we study effects of star cluster metallicity and age on the detectable properties (mass and eccentricity) of BBH mergers. In §2 we describe our numerical setup. In §3 we show the key results. We conclude in §4.

2. NUMERICAL MODELS

We use our Hénon-type Monte Carlo cluster dynamics code **CMC** to model star clusters. **CMC** includes all physical processes relevant to study BBH production, dynamical evolution, and mergers in star clusters (e.g., [Fregeau & Rasio 2007](#); [Chatterjee et al. 2010](#); [Pattabiraman et al. 2013](#); [Rodriguez et al. 2016](#)). The initial structural properties are guided by those of the observed young massive clusters, thought to be similar in properties (except metallicity) to the progenitors of today’s GCs (e.g., [Chatterjee et al. 2010, 2013](#)). We use seven different metallicities spanning a large range: $Z/Z_{\odot} = 0.005, 0.025, 0.05, 0.25, 0.5, 0.75$, and 1. Since we focus on studying the effects of star cluster metallicity on BBH mergers, we fix all other initial properties of

our model clusters in the main set: all models initially have $N = 8 \times 10^5$ single/binary stars. The initial positions and velocities are assigned following a King profile with $w_0 = 5$. The initial virial radius $r_v = 2$ pc. The initial stellar masses (primary mass, M_p , in case of a binary) are drawn from the IMF given in [Kroupa \(2001\)](#) between 0.08 and $150 M_{\odot}$. The initial binary fraction is $f_b = 10\%$. The secondary masses (M_s) are drawn from a uniform distribution between $0.08/M_p$ and 1. The initial orbital periods for binaries are flat in logarithmic intervals, and the eccentricities (e) are thermal. The single and binary stellar evolution is modeled using the **SSE** and **BSE** software ([Hurley et al. 2000, 2002](#)) updated with state-of-the-art prescriptions for stellar winds (e.g., [Vink et al. 2001](#)) and fallback-dependent natal kick distribution for BHs (e.g., [Belczynski et al. 2002](#); [Fryer et al. 2012](#)). To improve statistics we repeat each model using different seeds.

We create two additional sets of models with $Z/Z_{\odot} = 0.05$ by varying the initial N and r_v to study their effects. In one set we change the initial r_v to 1 pc. In the other, we vary the initial N to 2×10^5 and 2×10^6 . Relevant model properties are summarized in Table 1.

3. RESULTS

Merging BBHs decrease in mass with increasing metallicity, a direct consequence of the metallicity-dependence of the BH mass spectrum at formation (Fig. 1; [Belczynski et al. 2010](#)). Merging BBHs also decrease in mass as the merger delay time (t_{delay}), defined by the time of BBH merger from $t = 0$ for the cluster, increases. This is because clusters form and dynamically process higher-mass BBHs first, followed by less massive ones due to mass segregation ([Breen & Heggie 2013](#); [Morscher et al. 2015](#)). Moreover, higher-mass BBHs merge faster due to GW radiation ([Peters 1964](#)).

Of all BBH mergers within a Hubble time, the fraction of in-cluster mergers varies between ~ 0.3 –5%. The majority of all BBHs merge long after they are ejected from the cluster predominantly via dynamical scattering in the cluster’s core. At most $\sim 16\%$ of all mergers involve merging of BHs whose progenitors were initially members of the same binary. Even for these, either the BHs or their progenitors have had at least one strong encounter (typically many), such as binary-mediated scattering, and physical collisions before they merge (similar conclusions in, e.g., [Rodriguez et al. 2016b](#)).

3.1. Merger time delay vs redshift

Connecting t_{delay} to merger redshift requires knowledge of the redshift of formation for the parent cluster. We closely follow the approach of [Belczynski et al. \(2016a\)](#) and adopt state-of-the-art cosmological constraints for $\text{SFR}(z)$ and $Z(z)$ to infer the z_{form} -distribution for clusters with a given metallicity. We

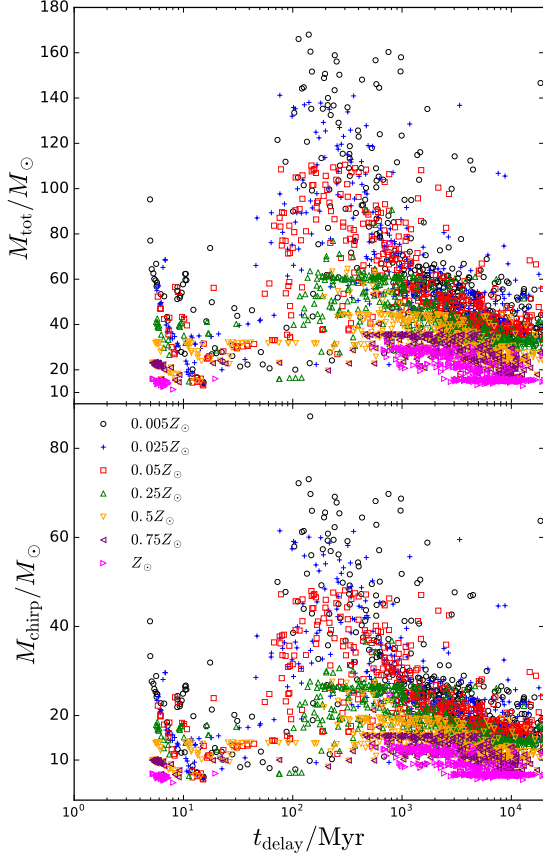


Figure 1. t_{delay} vs M_{tot} (top) and M_{chirp} (bottom) for BBH mergers from clusters modeled with different metallicities. Black (circle), blue (plus), red (square), green (triangle-up), orange (triangle-down), purple (triangle-left), and magenta (triangle-right) denote clusters modeled with $Z/Z_{\odot} = 0.005, 0.025, 0.05, 0.25, 0.5, 0.75,$ and 1 , respectively. Merging BBHs from lower-metallicity clusters are more massive, a consequence of the Z -dependence of the BH mass function at formation (e.g., Belczynski et al. 2010). Heavier merging BBHs have shorter t_{delay} for any metallicity, a consequence of how BHs are dynamically processed inside clusters and the mass dependence of the inspiral time via GW radiation from a given initial separation (Peters 1964). Early ($t_{\text{delay}} \lesssim 100$ Myr) mergers come from systems where both BH progenitors were in a primordial binary. The apparent over-density of mergers at specific BBH masses for a given metallicity is due to spikes in the BH mass function at formation, expected from state-of-the-art progenitor-to-remnant mass relation (Belczynski et al. 2010).

adopt

$$\text{SFR}(z) = 0.015 \frac{(1+z)^{2.7}}{1 + \{(a+z)/2.9\}^{5.6}} M_{\odot} \text{Mpc}^{-3} \text{yr}^{-1} \quad (1)$$

(Madau & Dickinson 2014). $\text{SFR}(z)$ peaks at $z \simeq 2$ (look-back time $t_{\text{lb}} \simeq 10$ Gyr), and decreases by a factor of 5 from its peak value by $z = 0.24$ ($t_{\text{lb}} \simeq 3$ Gyr) and $z = 5.4$ ($t_{\text{lb}} \simeq 12$ Gyr). The mean metallicity, \bar{Z} , is given

by

$$\log \bar{Z}(z) = K + \log \left(\frac{y(1-R)}{\rho_b} \int_z^{20} \frac{97.8 \times 10^{10} \text{SFR}(z')}{H_0 E(z')(1+z')} dz' \right) \quad (2)$$

(Belczynski et al. 2016a, their Eq. 2). $R = 0.27$ is the mass fraction of a generation of stars that remixes into the interstellar medium, $y = 0.019$ is the net metal production, $\rho_b = 2.77 \times 10^{11} \Omega_b h_0^2 M_{\odot} \text{Mpc}^{-3}$ is the baryon density, and $E(z) = \sqrt{\Omega_M(1+z)^3 + \Omega_k(1+z)^2 + \Omega_{\Lambda}}$.¹ We adopt normalization constant $K = 1.30749$ to obtain $\bar{Z} = 0.001$ and 0.02 for $t_{\text{lb}} \simeq 12$ and 5 Gyr, respectively, guided by the typical ages and metallicities of the GGCs and the Sun. The exact adopted value of K (within constraints) does not affect our results significantly.

The probability distribution function (PDF) for z_{form} of a given metallicity Z' is,

$$f(z)_{Z'} = \int_{Z=0.9Z'}^{1.1Z'} \int_{z'=0}^{20} \text{SFR}(z') f'(Z)_{z'} dz' dZ, \quad (3)$$

where, $f'(Z)_z$ is assumed to be lognormal with $\sigma = 0.5$ dex and mean = $\bar{Z}(z)$, given by Eq. 2 (Belczynski et al. 2016a). We evaluate $f(z)_{Z'}$ in the following way. We randomly generate 10^5 redshift values between 0 and 20 weighted by $\text{SFR}(z)$ (Eq. 1). For each draw of redshift we calculate \bar{Z} and randomly generate 10^2 metallicity values from $f'(Z)_z$. Thus we generate a database of 10^7 redshift-metallicity pairs. We then collect all redshift values corresponding to metallicities within $Z' \pm 0.1Z'$. $f(z)_{Z'}$ is then obtained from these selected redshift values using a gaussian kernel density estimator (KDE) with bandwidth determined by Scott's method (Scott 1992). We find that $f(z)_Z$ can be distributed across a large range in redshift, especially for clusters with low metallicities. Furthermore, due to the sharp peak of $\text{SFR}(z)$ at $z \simeq 2$, the modes of $f(z)_Z$, even for the highest metallicities we consider, are pushed towards $z = 2$ (Fig. 2, Table 1).

3.2. Properties of BBH mergers within $0 \leq z \leq 1$

We take 500 random draws of z_{form} from $f(z)_{Z'}$ (Eq. 3; Fig. 2) for clusters of a given metallicity, Z' . For each model of a particular metallicity and for each draw of z_{form} we map the window of interest for BBH merger redshifts, Δz (e.g., $0 \leq z \leq 1$), to the corresponding window in t_{delay} , and collect all BBH mergers within Δz . This essentially acts as a sliding window of selection of BBH mergers within Δz from a cluster based on the distribution of that cluster's formation times. We create a multi-dimensional (redshift, M_p , and M_s) PDF from the selected BBH mergers from all cluster models of a given set of initial properties. We then draw a sample of 10^5 BBH mergers from this PDF to investigate the

¹ We assume standard cosmological values: $\Omega_b = 0.045$, $h_0 = 0.7$, $\Omega_{\Lambda} = 0.7$, $\Omega_M = 0.3$, $\Omega_k = 0$, and $H_0 = 70 \text{ km s}^{-1} \text{Mpc}^{-1}$.

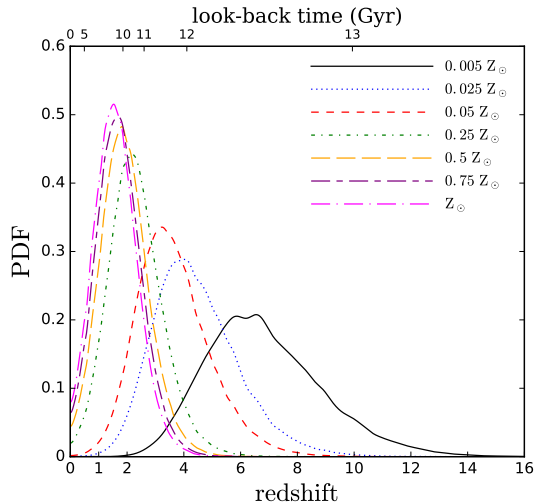


Figure 2. PDF for the redshift of formation (z_{form}) for star clusters of different metallicities (Eq. 3). Black (solid), blue (dotted), red (dashed), green (dash-dot), orange (long-dash), purple (long-dash-short-dash), and magenta (long-dash-dot) lines denote clusters modeled with metallicities $Z/Z_{\odot} = 0.005, 0.025, 0.05, 0.25, 0.5, 0.75$, and 1 , respectively. Look-back times corresponding to z_{form} are also shown for reference.

BBH merger properties for each metallicity.

Fig. 3 shows the distributions for M_{tot} and M_{chirp} for the merging BBHs from clusters with seven different metallicities. We find that the mass distributions are insensitive to the exact choice of σ for $f'(Z)_z$ (§3.1). The left panels show 1σ contours for BBH mergers in the mass-redshift plane. The right panels show the mass distributions for BBHs merging in $z \leq 0.2$. For any metallicity, the 1σ contours encompass higher masses as redshift increases. This is because the lower the t_{delay} (equivalent to higher redshift), the higher the mass of merging BBHs (Fig. 1). The mass distributions, even from clusters of vastly different metallicities, show significant overlap for any $z \leq 1$ (Fig. 3) primarily due to the wide ranges in merger masses for any t_{delay} and metallicity (Fig. 1).

This makes uniquely inferring the metallicity of a particular merging BBH hard. Lower-metallicity clusters form higher-mass BBHs because BHs formed from lower-metallicity progenitors are heavier (e.g., Belczynski et al. 2010). However, lower-metallicity clusters are older, hence, a particular observation window in redshift corresponds to higher t_{delay} and thus lower masses of merging BBHs (Fig. 1). For the same reasons, the mass distributions and their peaks for local BBH mergers do not change significantly for any $Z/Z_{\odot} \lesssim 0.05$ (Fig. 3, Table 1).

We compare the intrinsic mass distributions of BBH mergers from models with the source-frame M_{chirp} of the detected GW sources. M_{chirp} for LVT151012 and GW151226 are within 1σ of the M_{chirp} distributions for

BBHs merging in $z \leq 0.2$ from models with $Z/Z_{\odot} \leq 0.25$ and $Z/Z_{\odot} \geq 0.5$, respectively. Moreover, M_{chirp} for LVT151012 and GW151226 line up perfectly with the peaks for $Z/Z_{\odot} = 0.25$ and 0.75 , respectively (Fig. 3, Table 1).

M_{chirp} for GW150914 is within 2σ of the M_{chirp} distributions for $Z/Z_{\odot} \leq 0.05$, but is higher than 1σ of the M_{chirp} distributions for any metallicities we consider. Since for $Z/Z_{\odot} \lesssim 0.05$, M_{chirp} distributions are not sensitive to the cluster metallicity (Fig. 3), GW150914 is likely more massive than intrinsically typical BBHs merging in $z \leq 0.2$. Accounting for detectability of BBH mergers by aLIGO, especially from low-metallicity clusters because the larger range of merger masses from them, would significantly reduce and enhance low- and high-mass regions of the PDF, respectively making GW150914 less rare among *detectable* BBH mergers from old, low-metallicity clusters (Rodriguez et al. 2016b). Keeping this in mind, it is actually not surprising that the first ever detected GWs came from the merger of an intrinsically unusually massive BBH. BH dynamics in a star cluster increases BBH masses (via repeated exchange encounters, e.g., Rodriguez et al. 2015) and t_{delay} (Chatterjee et al. 2016; in preparation) relative to BBHs formed in isolation. Thus, for a given metallicity and z_{form} , it is likely harder to create BBH mergers as massive as GW150914 in isolation in the local universe.

3.3. Variation due to initial cluster properties

We now investigate how sensitive our results are on the initial cluster properties. The escape speed of the cluster, set by the cluster mass, sets the separation of the binaries at ejection, and thus t_{delay} . The relaxation timescale (t_{relax}) controls the timescale for dynamical processing of BHs. Variations in initial N and r_v captures both of these effects. Other variations including initial binary fraction and binary orbital properties of high-mass stars, stellar IMF, distributions of natal kicks while can alter the merger rates, the mass distribution of BBHs merging in the local universe is insensitive to them (Chatterjee et al. 2017).

We find that the masses of local mergers from clusters of the same metallicity ($Z/Z_{\odot} = 0.05$) do not change significantly due to variations in initial N and r_v . The modes of the distributions for both M_{tot} and M_{chirp} are well within 1σ of each other even when the initial N is changed by an order of magnitude, and the initial r_v is changed by a factor of 2 (Table 1). Nevertheless, clusters with lower initial r_v processes through the BHs quicker due to their shorter t_{relax} . Hence, the distribution is pushed towards slightly lower masses as r_v is decreased (Table 1). On one hand, a higher- N cluster (keeping all else fixed) ejects BBHs that are tighter, reducing t_{delay} (e.g., Rodriguez et al. 2016a). On the other hand, higher- N increases t_{relax} , resulting in slower dynamical processing of BHs and slower decrease of M_{chirp} with respect to t_{delay} (Fig. 1; e.g., Morscher et al. 2015).

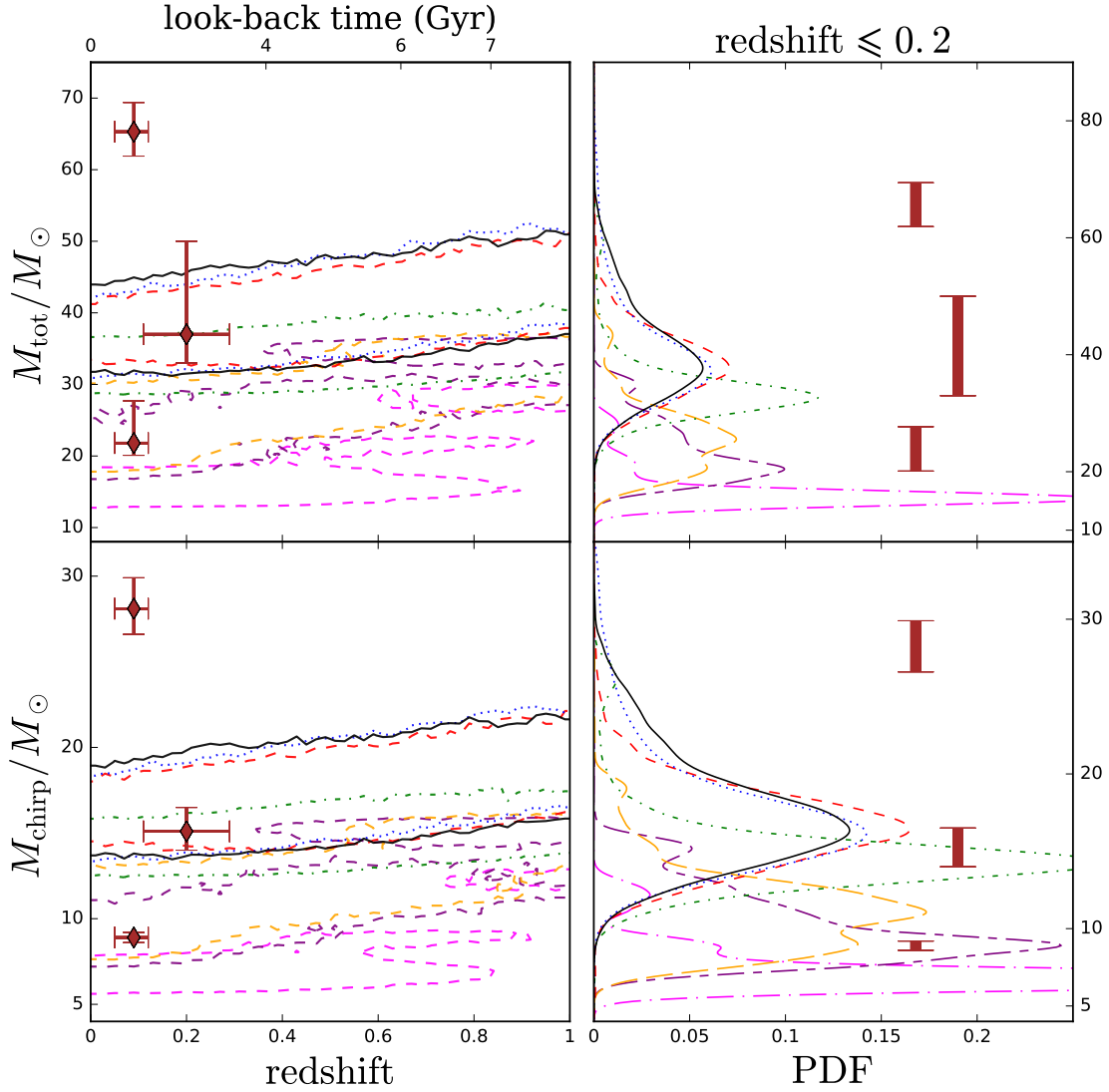


Figure 3. *Right:* mass distributions for BBHs merging in $z \leq 0.2$. *Left:* 1σ contours of the mass distributions of BBHs as a function of their merger redshift. Top and bottom panels show \bar{M}_{tot} and \bar{M}_{chirp} . Line colors (and styles) have the same meaning as in Fig. 2. Brown diamonds and error-bars denote the source-frame properties and 90% confidence intervals for the detected BBH mergers (Abbott et al. 2016b).

These competing effects make the mass distributions for BBHs merging in $z \lesssim 0.2$ insensitive to the initial N of the parent cluster. However, we caution that this trend should not be extrapolated to very low- N clusters that dissolve before significant dynamical processing of their BHs, or to very high- N clusters where t_{relax} is longer than the cluster age.

We have also followed the eccentricities of BBH orbits merging in $z \leq 1$ using the quadrupole approximated GW orbital evolution equations (Peters 1964). We find the e -distributions as the BBHs enter the aLIGO (10 Hz) and LISA (10^{-4} Hz) frequency bands (f_{GW} ; Wen 2003). Similar to Breivik et al. (2016), we find that at $f_{\text{GW}} = 10$ Hz BBHs have very low $e \sim 10^{-7}$. Whereas, $e \sim$

0.01–0.4 for the BBH orbits when $f_{\text{GW}} = 10^{-4}$ Hz.² We find no clear trends in the distributions of $\log e$ at these frequencies depending on metallicity, N or r_v (Table 1).

4. CONCLUSION

We have studied the effects of the parent cluster’s metallicity (and metallicity-dependent age) on the BBH masses merging in the local universe. Assuming cluster origin, we have found likely cluster properties of detected GW sources by comparing detected masses with mass distributions from models (§3.2, Fig. 3). We find

² We neglect hierarchical triples which contribute at $\sim 1\%$ level for clusters (Antonini et al. 2016).

that M_{chirp} of GW150914 is not within 1σ of the intrinsic M_{chirp} distributions for BBHs merging in $z \leq 0.2$ for any metallicities we consider, but is within 2σ for mergers from clusters with $Z/Z_{\odot} \leq 0.05$. Since below $Z/Z_{\odot} = 0.05$ the M_{chirp} -distribution is insensitive to metallicity and dynamically created BBHs are generally heavier than those produced in isolation for any given metallicity, mergers of BBHs as massive as GW150914 in $z \leq 0.2$ are likely intrinsically rare. Of course, detection biases push the observed distributions towards higher masses. Since the lower the metallicity, the larger the range in merging BBH masses, detection biases would affect the mass distributions from lower-metallicity clusters more. Thus, the *detection* of mergers like GW150914 would be less rare (Rodriguez et al. 2016b). M_{chirp} of LVT151012 is near the peak of the distribution from clusters modeled with $Z/Z_{\odot} = 0.25$, and is within 1σ of the distributions from all clusters modeled with $Z/Z_{\odot} \leq 0.25$. M_{chirp} of GW151226 is closest to the peak of M_{chirp} -distribution from clusters with $Z/Z_{\odot} = 0.75$ and is within 1σ from clusters with $Z/Z_{\odot} \geq 0.5$. Thus, assuming cluster origin, GW151226 likely formed in a higher-metallicity, younger cluster than typical GGCs.

We find several additional notable trends. Less massive BBHs have longer t_{delay} for any metallicities (Fig. 1) since clusters dynamically form, process, and eject

heavier BBHs earlier due to mass segregation (e.g., Morscher et al. 2015). Lower-metallicity clusters typically have higher z_{form} (Fig. 2). Hence, BBHs from lower-metallicity clusters require longer t_{delay} to merge in $z \lesssim 0.2$. Lower metallicity leads to the formation of heavier BBHs (e.g., Fryer et al. 2012), but longer t_{delay} decreases merging BBH masses (Fig. 1). Hence, while the expected trend is an increase of BBH masses merging in $z \lesssim 0.2$ as metallicity decreases, the mass distributions for local BBH mergers become insensitive to metallicity for $Z/Z_{\odot} \lesssim 0.05$.

Furthermore, we find that the masses of local BBH mergers are not very sensitive to the initial N or r_v even when N is varied over an order of magnitude and r_v by a factor of 2 (Table 1). This indicates that the metallicity and metallicity-dependent age of the parent cluster are likely the most important properties to determine the peaks and distributions of BBH masses merging in the local universe.

This work was supported by NSF Grant AST-1312945, NSF Grant PHY-1307020, and NASA Grant NNX14AP92G. CR is grateful for the hospitality of the Kavli Institute for Theoretical Physics, supported by NSF Grant PHY11-25915, and is supported at MIT by a Pappalardo Fellowship in Physics. VK and FAR also acknowledge support from NSF Grant PHY-1066293 at the Aspen Center for Physics.

REFERENCES

- Abbott, B. P., Abbott, R., Abbott, T. D., et al. 2016a, The Astrophysical Journal Letters, 818, L22
- . 2016b, Phys. Rev. X, 6d, 1015
- . 2016c, Phys. Rev. Lett., 116, 241103
- . 2016d, Phys. Rev. Lett., 116, 061102
- Antonini, F., Chatterjee, S., Rodriguez, C. L., et al. 2016, ApJ, 816, 65
- Askar, A., Szkudlarek, M., Gondek-Rosińska, D., Giersz, M., & Bulik, T. 2017, MNRAS, 464L, 36
- Banerjee, S. and Baumgardt, H. & Kroupa, P. 2010, MNRAS, 402, 371
- Barmby, P., Kuntz, K. D., Huchra, J. P., & Brodie, J. P. 2006, AJ, 132, 883
- Bastian, N., Gieles, M., Lamers, H. J. G. L. M., Scheepmaker, R. A., & de Grijs, R. 2005, A&A, 431, 905
- Belczynski, K., Buonanno, A., Cantiello, M., et al. 2014, ApJ, 789, 120
- Belczynski, K., Dominik, M., Bulik, T., et al. 2010, ApJL, 715, L138
- Belczynski, K., Holz, D. E., Bulik, T., & O’Shaughnessy, R. 2016a, Nature, 534, 512
- Belczynski, K., Kalogera, V., & Bulik, T. 2002, ApJ, 572, 407
- Belczynski, K., Repetto, S., Holz, D. E., et al. 2016b, ApJ, 819, 108
- Breen, P. G., & Hoggie, D. C. 2013, MNRAS, 432, 2779
- Breivik, K., Rodriguez, C. L., Larson, S. L., Kalogera, V., & Rasio, F. A. 2016, ApJL, 830, 18
- Chatterjee, S., Fregeau, J. M., Umbreit, S., & Rasio, F. A. 2010, ApJ, 719, 915
- Chatterjee, S., & Tan, J. C. 2012, ApJ, 754, 152
- Chatterjee, S., Umbreit, S., Fregeau, J. M., & Rasio, F. A. 2013, MNRAS, 429, 2881
- Chatterjee, S., Rodriguez, C. L., & Rasio, F. A. 2017, ApJ, 834, 68
- de Mink, S. E., & Mandel, I. 2016, MNRAS, 460, 3545
- Dominik, M., Belczynski, K., Fryer, C., et al. 2012, ApJ, 759, 52
- . 2013, ApJ, 779, 72
- Dominik, M., Berti, E., O’Shaughnessy, R., et al. 2015, ApJ, 806, 263
- Dvorkin, I., Vangioni, E., Silk, J., Uzan, J.-P., & Olive, K. A. 2016, MNRAS, 461, 3877
- Fregeau, J. M., Gürkan, M. A., Joshi, K. J., & Rasio, F. A. 2003, ApJ, 593, 772
- Fregeau, J. M., & Rasio, F. A. 2007, ApJ, 658, 1047
- Fryer, C. L., Belczynski, K., Wiktorowicz, G., et al. 2012, ApJ, 749, 91
- Harris, W. E. 1996, AJ, 112, 1487
- Hoggie, D., & Hut, P. 2003, The Gravitational Million-Body Problem: A Multidisciplinary Approach to Star Cluster Dynamics
- Hurley, J. R., Pols, O. R., & Tout, C. A. 2000, MNRAS, 315, 543
- Hurley, J. R., Tout, C. A., & Pols, O. R. 2002, MNRAS, 329, 897
- Kowalska-Leszczynska, I., Regimbau, T., Bulik, T., Dominik, M., & Belczynski, K. 2015, A&A, 574, A58
- Kroupa, P. 2001, MNRAS, 322, 231
- Madau, P., & Dickinson, M. 2014, ARA&A, 52, 415
- Mandel, I., & de Mink, S. E. 2016, MNRAS, 458, 2634
- Marchant, P., Langer, N., Podsiadlowski, P., Tauris, T. M., & Moriya, T. J. 2016, A&A, 588, A50
- Morscher, M., Pattabiraman, B., Rodriguez, C., Rasio, F. A., & Umbreit, S. 2015, ApJ, 800, 9

- Pattabiraman, B., Umbreit, S., Liao, W.-k., et al. 2013, ApJS, 204, 15
- Peters, P. C. 1964, Physical Review, 136, 1224
- Rodriguez, C. L., Chatterjee, S., & Rasio, F. A. 2016a, PhRvD, 93, 084029
- Rodriguez, C. L., Haster, C.-J., Chatterjee, S., Kalogera, V., & Rasio, F. A. 2016b, ApJL, 824, L8
- Rodriguez, C. L., Morscher, M., Wang, L., Chatterjee, S., et al. 2016, MNRAS, 463, 2109
- Rodriguez, C. L., Morscher, M., Pattabiraman, B., et al. 2015, Physical Review Letters, 115, 051101
- Scheepmaker, R. A., Haas, M. R., Gieles, M., et al. 2007, A&A, 469, 925
- Scott, D. W. 1992, Multivariate Density Estimation
- Vink, J. S., de Koter, A., & Lamers, H. J. G. L. M. 2001, A&A, 369, 574
- Wen, L. 2003, ApJ, 598, 419
- Ziosi, B. M., Mapelli, M., Branchesi, M., & Tormen, G. 2014, MNRAS, 441, 3703

Table 1. Star cluster models and BBH merger properties.

N (10^5)	M_i ($10^5 M_\odot$)	r_v (pc)	Z/Z_\odot	#	Cluster Formation Time		BBH Merger Properties					N_{merge}		
					z_{form}	t_{lb} (Gyr)	M_{tot} (M_\odot)	M_{chirp} (M_\odot)	M_{tot} (M_\odot)	M_{chirp} (M_\odot)	$\log e_1$		$\log e_{-4}$	
							$z \leq 0.2$		$z \leq 1$		$z \leq 1$		$z \leq 0.2$	$z \leq 1$
8	5	2	0.005	4	$6.2^{+1.9}_{-1.7}$	$12.6^{+0.3}_{-0.4}$	$37.7^{+8.4}_{-7.0}$	$16.4^{+3.5}_{-3.1}$	$39.8^{+9.4}_{-7.4}$	$17.3^{+3.9}_{-3.3}$	$-7.3^{+0.8}_{-0.8}$	$-2.0^{+0.8}_{-0.8}$	4^{+4}_{-1}	26^{+2}_{-5}
					$4.2^{+1.1}_{-1.4}$	$12.0^{+0.4}_{-0.9}$	$37.2^{+7.6}_{-6.8}$	$16.1^{+3.3}_{-2.9}$	$39.2^{+9.9}_{-6.5}$	$16.9^{+4.2}_{-3.8}$	$-7.3^{+1.1}_{-0.6}$	$-2.0^{+1.1}_{-0.5}$	4^{+5}_{-1}	24^{+7}_{-1}
					$3.4^{+1.1}_{-1.1}$	$11.6^{+0.5}_{-1.0}$	$37.6^{+5.9}_{-5.9}$	$16.4^{+2.5}_{-2.7}$	$39.6^{+7.7}_{-6.9}$	$17.1^{+3.4}_{-3.0}$	$-7.2^{+0.8}_{-0.7}$	$-1.9^{+0.8}_{-0.6}$	4^{+1}_{-2}	30^{+2}_{-12}
					$2.1^{+1.0}_{-0.7}$	$10.3^{+1.0}_{-1.5}$	$32.7^{+3.8}_{-3.8}$	$14.2^{+1.7}_{-1.7}$	$33.3^{+6.4}_{-4.4}$	$14.5^{+2.7}_{-1.9}$	$-7.0^{+1.1}_{-0.8}$	$-1.8^{+1.1}_{-0.6}$	6^{+1}_{-3}	22^{+3}_{-2}
8	5	2	0.025	4	$1.8^{+0.8}_{-0.7}$	$9.9^{+1.1}_{-1.9}$	$25.6^{+4.3}_{-6.9}$	$11.1^{+1.8}_{-3.0}$	$27.8^{+8.2}_{-5.8}$	$11.4^{+4.2}_{-2.0}$	$-6.5^{+0.8}_{-0.9}$	$-1.1^{+0.7}_{-0.2}$	3^{+2}_{-1}	24^{+1}_{-6}
					$1.6^{+0.8}_{-0.7}$	$9.6^{+1.2}_{-2.2}$	$20.5^{+6.5}_{-3.5}$	$8.9^{+2.6}_{-1.6}$	$28.5^{+7.0}_{-7.5}$	$10.9^{+2.4}_{-2.1}$	$-6.5^{+0.8}_{-0.9}$	$-1.1^{+0.2}_{-0.8}$	5^{+1}_{-3}	16^{+5}_{-1}
					$1.6^{+0.7}_{-0.8}$	$9.4^{+1.1}_{-2.5}$	$15.4^{+1.9}_{-1.7}$	$6.7^{+0.8}_{-0.8}$	$15.5^{+6.3}_{-2.2}$	$6.7^{+2.5}_{-0.8}$	$-7.0^{+1.1}_{-0.4}$	$-1.8^{+1.1}_{-0.2}$	8^{+2}_{-4}	40^{+1}_{-5}
					$3.4^{+1.1}_{-1.1}$	$11.6^{+0.5}_{-1.0}$	$32.9^{+4.8}_{-4.8}$	$14.1^{+2.2}_{-2.2}$	$33.9^{+6.1}_{-5.1}$	$14.5^{+2.9}_{-2.1}$	$-6.4^{+0.6}_{-1.1}$	$-1.0^{+0.5}_{-1.1}$	3^{+3}_{-1}	22^{+7}_{-1}
20	12	2	0.05	2	$3.4^{+1.1}_{-1.1}$	$11.6^{+0.5}_{-1.0}$	$41.8^{+7.2}_{-4.6}$	$17.9^{+3.4}_{-1.8}$	$48.3^{+4.2}_{-8.6}$	$21.0^{+1.8}_{-4.0}$	$-6.2^{+0.7}_{-1.1}$	$-0.6^{+0.5}_{-1.1}$	16^{+2}_{-6}	60^{+9}_{-1}
2	1	2	0.05	18	$3.4^{+1.1}_{-1.1}$	$11.6^{+0.5}_{-1.0}$	37^{+30}_{-11}	$16^{+13}_{-4.8}$	39^{+26}_{-10}	17^{+11}_{-5}	$-6.7^{+0.8}_{-1.1}$	$-1.4^{+0.8}_{-1.1}$	0^{+4}_{-0}	3^{+1}_{-1}

NOTE— M_i is the initial cluster mass. # denotes the number of models simulated with the same initial cluster properties. Cluster formation redshifts, z_{form} , and the equivalent look-back times, t_{lb} , are shown for clusters of particular metallicities (§3.1). We denote the eccentricities of BBH orbits (that merge in $z \leq 1$) when their GW frequency $f_{\text{GW}} = 10$ and 10^{-4} Hz by e_1 and e_{-4} , respectively. N_{merge} denotes the number of BBH mergers. All numbers with error-bars denote the mode and 1σ range for the respective distributions.