

# Parity doubling of nucleons and Delta baryons across the deconfinement phase transition

---

**Gert Aarts, Chris Allton, Davide De Boni<sup>\*†</sup>, Simon Hands, Chrisanthi Praki**

*Department of Physics, College of Science, Swansea University, Swansea SA2 8PP, United Kingdom*

**Benjamin Jäger**

*ETH Zürich, Institute for Theoretical Physics, Wolfgang-Pauli-Str. 27, 8093 Zürich, Switzerland<sup>‡</sup>  
Department of Physics, College of Science, Swansea University, Swansea SA2 8PP, United Kingdom*

**Jon-Ivar Skullerud**

*Department of Mathematical Physics, National University of Ireland Maynooth, Maynooth, Country Kildare, Ireland*

At zero temperature the negative-parity ground states of the nucleon and delta baryons are non-degenerate with the positive-parity partners due to spontaneous breaking of chiral symmetry. However, chiral symmetry is expected to be restored at sufficiently high temperature, in particular when going from the hadronic to the quark-gluon plasma (QGP) phase. This would imply that channels with opposite parity become degenerate. We study the nucleon (spin 1/2) and  $\Delta$  (spin 3/2) baryons in both parity sectors using lattice QCD. The range of temperatures spans both the hadronic and QGP phases. Using the FASTSUM anisotropic  $N_f = 2 + 1$  ensembles, we analyze the correlation functions and the spectral functions using respectively exponential fits and the Maximum Entropy Method. We find clear evidence of in-medium effects in the hadronic phase, especially for the negative-parity ground state, and of parity doubling in the QGP phase.

*34th annual International Symposium on Lattice Field Theory  
24-30 July 2016  
University of Southampton, UK*

---

<sup>\*</sup>Speaker.

<sup>†</sup>E-mail: d.de-boni.840671@swansea.ac.uk

<sup>‡</sup>current address

## 1. Introduction

In Nature, at zero temperature the negative-parity ground states of the nucleon and  $\Delta$ -baryon differ from the positive-parity ones by about 500 MeV, a quantity far too big to be explained by the small explicit breaking of chiral symmetry due to the light  $u$  and  $d$  quarks. In fact we know that the big difference in mass is due to the spontaneous breaking of chiral symmetry, which is expected to be restored above the deconfinement temperature, in the quark-gluon plasma phase. One then would expect that a consequence of the restoration of chiral symmetry is parity doubling. While there are studies of chiral symmetry at finite temperature in the mesonic sector [1], surprisingly only a few quenched analyses are available in the baryonic sector [2, 3, 4]. This work aims to study parity doubling in the unquenched baryonic sector, in particular for the nucleon and the  $\Delta$  particle. We analyse both correlators and spectral functions below and above the crossover temperature  $T_c$ . An analysis of correlators in the nucleon sector can be found in [5, 6].

## 2. Baryonic correlators and spectral functions

The starting point of this work is the baryonic correlator function, which is given in general by (see for instance [7, 8])

$$C(x) = \langle O^\alpha(x) \bar{O}^\alpha(0) \rangle, \quad (2.1)$$

where the sum over the Dirac index  $\alpha$  is implicit. The simplest annihilation operators for the nucleon and  $\Delta$ -baryon are respectively

$$O_N^\alpha(x) = \varepsilon_{abc} u_a^\alpha(x) \left( d_b^T(x) C \gamma_5 u_c(x) \right), \quad (2.2)$$

and [9, 10]

$$O_\Delta^\alpha(x) = \varepsilon_{abc} \left[ 2 u_a^\alpha(x) \left( d_b^T(x) C \gamma_i u_c(x) \right) + d_a^\alpha(x) \left( u_b^T(x) C \gamma_i u_c(x) \right) \right], \quad (2.3)$$

where  $C$  is the charge conjugation matrix and the spin index  $i$  is not summed. In order to project to a definite parity state we consider the interpolators  $O_{N^\pm} = P_\pm O_N$  and  $O_{\Delta^\pm} = P_\pm O_\Delta$  in (2.1), where  $P_\pm = \frac{1}{2}(\mathbb{1} \pm \gamma_4)$  projects to positive or negative parity. We consider zero three-momentum correlators  $C_\pm(\tau)$  by integration over the spatial coordinate  $\mathbf{x}$ . It is easy to prove that [8] in the presence of chiral symmetry, a chiral rotation on the quark fields shows that the two parity channels are degenerate, i.e.  $C_\pm(\tau) = -C_\mp(\tau)$ . We note that each correlator contains both parity channels, with the positive (negative) one propagating forwards (backwards) in time, i.e.  $C_-(\tau) = -C_+(1/T - \tau)$ . Our study comprises also the reconstruction of the spectral functions  $\rho(\omega)$ , obtained using the Maximum Entropy Method (MEM) [11], starting from the spectral relation [12]

$$C_\pm(\tau) = \int_{-\infty}^{+\infty} \frac{d\omega}{2\pi} \rho_\pm(\omega) \frac{e^{-\omega\tau}}{1 + e^{-\omega/T}}. \quad (2.4)$$

It can be shown that  $\rho_+(-\omega) = -\rho_-(\omega)$ , hence negative (positive) frequencies correspond to the negative (positive) parity channel. In case of parity doubling,  $\rho_\pm(\omega)$  are even functions. One can show that  $\rho_+(\omega) \geq 0 \quad \forall \omega$  [12], which is an essential requirement for MEM to work.

### 3. Lattice setup

In our study we use the configurations generated by the FASTSUM collaboration [13, 14, 15], with 2+1 flavours of non-perturbatively-improved Wilson fermions. The simulation parameters are based on the setup of the Hadron Spectrum Collaboration [16] and are summarized in Tab. 1. The configurations and the correlation functions have been generated using the CHROMA software package [10] using the SSE optimizations when possible [17]. The light quark masses used here give a pion mass of 384(4) MeV [18], whereas the strange quark has been tuned to its physical value. The anisotropic factor of  $a_s/a_\tau = 3.5$ , with  $a_s = 0.1227(8)$  fm, allows us to analyse different temperatures maintaining a large number of points in the Euclidean time direction. This is in particular important for reconstructing the spectral function from the hadronic correlator. The crossover temperature  $T_c = 183$  MeV has been obtained via the renormalized Polyakov loop. We employ Gaussian smearing [19] to increase the overlap with the ground state. To maintain a positive spectral weight, we apply the smearing on both source and sink, i.e.

$$\psi' = \frac{1}{A} (\mathbb{1} + \kappa H)^n \psi, \quad (3.1)$$

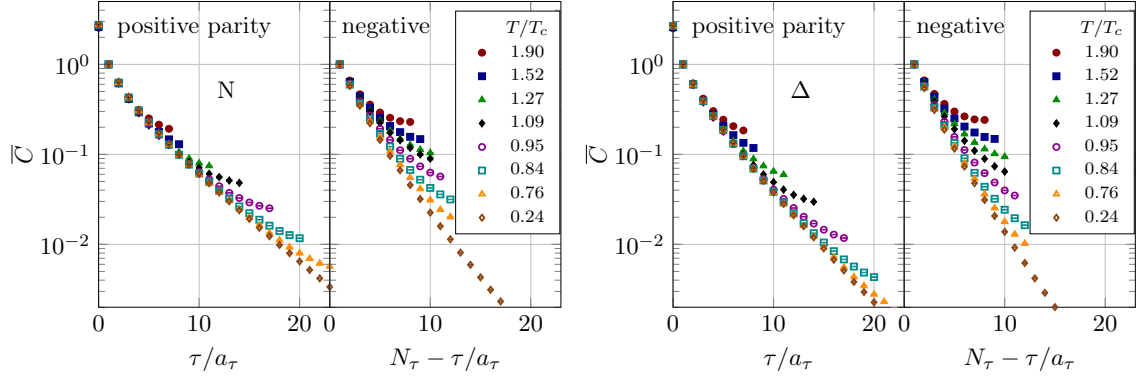
where  $H$  is the spatial hopping part of the Dirac operator and  $A$  an appropriate normalization. We use a smearing setup of  $\kappa = 4.2$  and  $n = 60$ , which was tuned to maximize the length of the plateau for the effective mass of the ground state for the  $24^3 \times 128$  ensemble. The links in the hopping term are APE smeared [20] using one iteration with  $\alpha = 1.33$ . This smearing procedure is solely applied in the spatial directions and equally applied on all ensembles and temperatures.

$N_s$	$N_\tau$	$T$ [MeV]	$T/T_c$	$N_{\text{cfg}}$	$N_{\text{src}}$
24	128	44	0.24	139.5	16
24	40	141	0.76	501	4
24	36	156	0.84	501	4
24	32	176	0.95	1000	2
24	28	201	1.09	1001	2
24	24	235	1.27	1001	2
24	20	281	1.52	1000	2
24	16	352	1.90	1001	2

**Table 1:** Simulation parameters used in this work. The available statistics for each ensemble is  $N_{\text{cfg}} \times N_{\text{src}}$ . The value  $N_{\text{cfg}} = 139.5$  means that there are 139 configurations with 16 sources and 1 with 8. The sources were chosen randomly in the four-dimensional lattice.

### 4. Results for Nucleon and Delta-baryon

The correlation functions of the nucleon (spin-1/2 baryon octet) and  $\Delta$  particle (spin-3/2 baryon decuplet) are shown in Fig. 1 for both parity partners. In order to better compare all data at different temperatures we normalized the correlation function to the first Euclidean time  $\tau = a_\tau$



**Figure 1:** On the left (right): Nucleon ( $\Delta$ -baryon) correlators for the positive and negative parity channels at different temperatures.

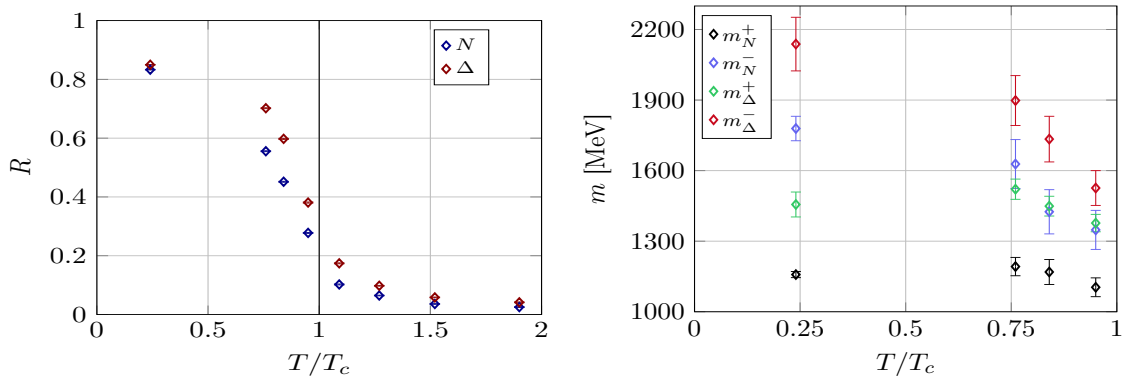
( $\tau = N_\tau a_\tau - a_\tau$ ) for the positive (negative) parity partner, i.e. (we write  $C = C_+$  for ease of notation)

$$\bar{C}_+(\tau) = \frac{C(\tau)}{\langle C(a_\tau) \rangle} \quad \text{and} \quad \bar{C}_-(\tau) = \frac{C(N_\tau a_\tau - \tau)}{\langle C(N_\tau a_\tau - a_\tau) \rangle}. \quad (4.1)$$

The negative parity partners exhibit a steeper decay, indicating a heavier mass. Moreover, both negative parity channels appear more sensitive to temperature. The left panel of Fig. 2 shows the summed ratios of the nucleon and  $\Delta$ -baryon correlators, defined as

$$R \equiv \frac{\sum_{n=1}^{N_\tau/2-1} R(\tau_n) / \sigma^2(\tau_n)}{\sum_{n=1}^{N_\tau/2-1} 1 / \sigma^2(\tau_n)}, \quad \text{with} \quad R(\tau) \equiv \frac{C(\tau) - C(N_\tau a_\tau - \tau)}{C(\tau) + C(N_\tau a_\tau - \tau)}. \quad (4.2)$$

By construction the ratio  $R$  is between 0 and 1. For a completely symmetric correlation function the ratio vanishes. We use the statistical uncertainties as weights in the ratio  $R(\tau)$ . The plot on the left of Fig. 2 indicates that the  $N$  and  $\Delta$  correlation functions become almost symmetric past



**Figure 2:** On the left: Temperature dependence of the nucleon and  $\Delta$ -baryon  $R$  factors. On the right: Ground state masses obtained using exponential fits to the nucleon and  $\Delta$ -baryon correlators for temperatures below  $T_c$ .

$T/T_c$	$m_N^+$ [MeV]	$m_N^-$ [MeV]	$m_\Delta^+$ [MeV]	$m_\Delta^-$ [MeV]	$\delta_N$	$\delta_\Delta$
0.24	1158(13)	1779(52)	1456(53)	2138(114)	0.212(15)	0.190(31)
0.76	1192(39)	1628(104)	1521(43)	1898(106)	0.155(35)	0.110(31)
0.84	1169(53)	1425(94)	1449(42)	1734(97)	0.099(40)	0.089(31)
0.95	1104(40)	1348(83)	1377(37)	1526(74)	0.100(35)	0.051(28)

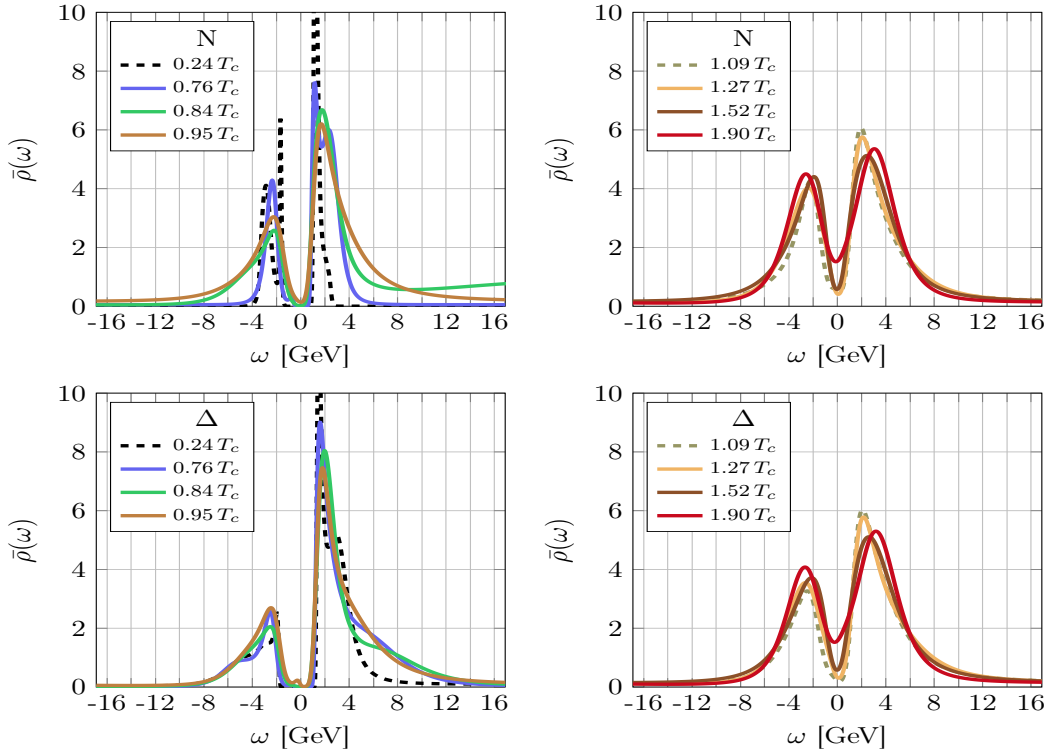
**Table 2:** Ground state masses obtained using exponential fits to the nucleon and  $\Delta$ -baryon correlators for temperatures below  $T_c$ . The masses of the positive and negative parity ground states include an estimate for statistical and systematic uncertainties. The ratios  $\delta_N$  and  $\delta_\Delta$  are defined as  $\delta = (m_- - m_+)/ (m_- + m_+)$ . In Nature at  $T = 0$   $\delta_N = 0.241$  and  $\delta_\Delta = 0.160$ .

the deconfinement transition. This symmetry entails that both parity channels of the nucleon and  $\Delta$ -baryon are approximately degenerate above  $T_c$ .

To extract the ground state masses in the confined phase (see right panel of Fig. 2 and Tab. 2), we fit the correlation function to a simple exponential for the positive and negative ground state, i.e.

$$C_+(\tau) = A_+ e^{-m_+ \tau} + A_- e^{-m_- (N_\tau a_\tau - \tau)}. \quad (4.3)$$

We vary the Euclidean time interval, excluding very small Euclidean times to suppress excited



**Figure 3:** On the left (right): Normalised spectral functions obtained using MEM below (above)  $T_c$  for the nucleon (top) and  $\Delta$ -baryon (bottom), where the dimensionless object  $\bar{\rho}(\omega)$  is obtained from the normalised correlator  $C(\tau)/(a_\tau \langle C(\tau=0) \rangle)$ .

states further, to assess the systematic uncertainties of all four fit parameters. We apply the so-called Extended Frequentist Method [21, 22], which takes all variation into account and weights the final results in respect to the obtained  $p$ -value. More details on this method can be found in [21, 22].

We observe that the ground state mass in the positive-parity channel is approximately independent of the temperature, whereas the ground state in the negative-parity channel becomes lighter as the temperature is increased. Therefore in-medium effects are stronger in the negative-parity channel and coincide with the restoration of chiral symmetry.

The corresponding spectral functions are shown in Fig. 3. We recall that the spectral function in the positive-parity channel is shown at  $\omega > 0$ , and in the negative-parity channel at  $\omega < 0$ . Below  $T_c$  the spectral functions are asymmetric, meaning that the positive- and negative-parity channels are distinct. However, above  $T_c$  we see a clear signal of parity restoration since the spectral function becomes more symmetric as temperature increases. We do not show the error bars of the spectral functions in order to clearly visualise their temperature dependence. However, error bars do not change the above conclusions.

## 5. Conclusions

By studying both the baryonic correlators and spectral functions, this work shows that there is a clear signal of parity doubling across the deconfinement transition in the ground state for both the nucleon and  $\Delta$ -baryon. This can be seen both from the almost vanishing  $R$  factor and from the correlators and spectral functions. Since the asymmetry in the parity partners at zero temperature is mainly due to spontaneous breaking of chiral symmetry, the observed parity doubling can be understood from the restoration of chiral symmetry, which is expected to occur at high temperature. Notice that there is still a small explicit breaking of chiral symmetry since we are using massive  $u$  and  $d$  quarks in the Wilson formulation.

## 6. Acknowledgements

We acknowledge the Science Foundation Ireland, grant 11-RFP.1-PHY-3201 (SMR), the grant NRF- 2015R1A2A2A01005916 (SK), the STFC grants ST/L000369/1, ST/K000411/1, ST/H008845/1, ST/K005804/1 and ST/K005790/1, the STFC DiRAC HPC Facility ([www.dirac.ac.uk](http://www.dirac.ac.uk)), PRACE grants 2011040469 and Pra05 1129q, CINECA grant INF14 FTcCP (CINECA-INFN agreement). We are grateful to the Royal Society, the Wolfson Foundation and the Leverhulme Trust for support.

## References

- [1] R. Rapp and J. Wambach, *Adv. Nucl. Phys.* **25** (2000) **1**, [[hep-ph/9909229](#)].
- [2] C. E. DeTar and J. B. Kogut, *Phys. Rev. Lett.* **59** (1987) **399**; *Phys. Rev. D* **36** (1987) **2828**.
- [3] S. Datta, S. Gupta, M. Padmanath, J. Maiti and N. Mathur, *JHEP* **1302** (2013) **145** [[1212.2927](#)].
- [4] I. Pushkina et al. [QCD-TARO Collaboration], *Phys. Lett. B* **609** (2005) **265**, [[hep-lat/0410017](#)].
- [5] G. Aarts, C. Allton, S. Hands, B. Jäger, C. Praki and J.-I. Skullerud, *Phys. Rev.* **D92** (2015) 014503, [[1502.03603](#)].
- [6] G. Aarts, C. Allton, S. Hands, B. Jäger, C. Praki and J.-I. Skullerud, *PoS LATTICE2015* (2015) 183, [[1510.04040](#)].
- [7] I. Montvay and G. Munster, Cambridge University Press, 1997.
- [8] C. Gattringer and C. B. Lang, *Lect. Notes Phys.* **788** (2010) 1–343.
- [9] D. B. Leinweber, W. Melnitchouk, D. G. Richards, A. G. Williams and J. M. Zanotti, *Lect. Notes Phys.* **663** (2005) 71–112, [[nucl-th/0406032](#)].
- [10] SciDAC, LHPC, UKQCD collaboration, R. G. Edwards and B. Joo, *Nucl. Phys. Proc. Suppl.* **140** (2005) 832, [[hep-lat/0409003](#)].
- [11] M. Asakawa, T. Hatsuda and Y. Nakahara, *Prog. Part. Nucl. Phys.* **46** (2001) 459–508, [[hep-lat/0011040](#)].
- [12] G. Aarts, C. Allton, D. De Boni, S. Hands, B. Jäger, C. Praki and J.-I. Skullerud, *Work in progress*.
- [13] G. Aarts, C. Allton, T. Harris, S. Kim, M. P. Lombardo, S. M. Ryan et al., *JHEP* **07** (2014) 097, [[1402.6210](#)].
- [14] G. Aarts, C. Allton, A. Amato, P. Giudice, S. Hands and J.-I. Skullerud, *JHEP* **02** (2015) 186, [[1412.6411](#)].
- [15] A. Amato, G. Aarts, C. Allton, P. Giudice, S. Hands and J.-I. Skullerud, *Phys. Rev. Lett.* **111** (2013) 172001, [[1307.6763](#)].
- [16] R. G. Edwards, B. Joo and H.-W. Lin, *Phys. Rev.* **D78** (2008) 054501, [[0803.3960](#)].
- [17] C. McClendon, *Jlab preprint, JLAB-THY-01-29*.
- [18] H.-W. Lin et al., *Phys. Rev.* **D79** (2009) 034502, [[0810.3588](#)].
- [19] S. Gusken, U. Low, K. H. Mutter, R. Sommer, A. Patel and K. Schilling, *Phys. Lett.* **B227** (1989) 266–269.
- [20] APE collaboration, M. Albanese et al., *Phys. Lett.* **B192** (1987) 163–169.
- [21] PARTICLE DATA GROUP collaboration, W. M. Yao et al., *J. Phys.* **G33** (2006) 1–1232.
- [22] S. Durr et al., *Journal Science* **322** (2008) 1224-1227 [[0906.3599](#)]