

EM Algorithm and Stochastic Control in Economics

Steven Kou* Xianhua Peng[†] Xingbo Xu[‡]

November 6, 2016

Abstract

Generalising the idea of the classical EM algorithm that is widely used for computing maximum likelihood estimates, we propose an EM-Control (EM-C) algorithm for solving multi-period finite time horizon stochastic control problems. The new algorithm sequentially updates the control policies in each time period using Monte Carlo simulation in a forward-backward manner; in other words, the algorithm goes forward in simulation and backward in optimization in each iteration. Similar to the EM algorithm, the EM-C algorithm has the monotonicity of performance improvement in each iteration, leading to good convergence properties. We demonstrate the effectiveness of the algorithm by solving stochastic control problems in the monopoly pricing of perishable assets and in the study of real business cycle.

Keywords: EM algorithm, stochastic control, recursive model, dynamic programming, monopoly pricing, real business cycle, numerical methods, stochastic approximation

JEL classification: C44, C61, C63, D4, E3

*Risk Management Institute and Department of Mathematics, National University of Singapore, 21 Heng Mui Keng Terrace, Singapore. Email: matsteve@nus.edu.sg.

[†]Department of Mathematics, Hong Kong University of Science and Technology, Clear Water Bay, Kowloon, Hong Kong. Email: maxhpeng@ust.hk.

[‡]Department of Industrial Engineering and Operations Research, Columbia University, New York, New York 10027, USA. Email: xx2126@columbia.edu.

1 Introduction

1.1 Motivation and Main Results

Stochastic control problems are widely used in macroeconomics (e.g., the study of real business cycle), microeconomics (e.g., utility maximization problem), and marketing (e.g., monopoly pricing of perishable assets). These control problems are likely to be of finite time horizon. However, a finite time horizon stochastic control problem is more difficult than the related infinite horizon problem, because the optimal control policy is not necessarily stationary. Usually one has to resort to numerical methods to find solutions for such finite time horizon stochastic control problems. Due to the curse of dimensionality, it is generally difficult to numerically solve such problems, especially in high dimension and for complicated stochastic dynamics.

To overcome these difficulties, in this paper we attempt to solve finite time horizon stochastic control problems by using Monte Carlo simulation. More precisely, we propose a new algorithm, EM-Control (EM-C) algorithm, that sequentially updates the control policies in each time period using Monte Carlo simulation in a forward-backward manner; in other words, the algorithm goes forward in simulation and backward in optimization in each iteration. We demonstrate the effectiveness of the algorithm by solving stochastic control problems in the monopoly pricing of perishable assets and in the study of real business cycle.

Our algorithm is motivated from an algorithm in a different field, the classical Expectation-Maximization (EM) algorithm ([Dempster, Laird and Rubin \(1977\)](#)), which is widely used for computing maximum likelihood estimates (MLEs) for missing data or latent variables. In each iteration, the EM algorithm first calculates the conditional distribution of the missing data based on parameters from the previous iteration, and then maximizes the expectation of the full likelihood function based on the just updated conditional distribution to get updated parameters. Interestingly, the EM algorithm can be viewed as an algorithm that in each iteration alternatively maximizes an objective functional with one distribution parameter and one ordinary parameter: the distribution parameter is the conditional distribution of the missing data, and the ordinary parameter is the parameter of the original MLE problem; see [Section 2.1](#).

Our EM-C algorithm generalizes the idea of the EM algorithm to solve multi-period finite time horizon stochastic control problems, for which there is a control

policy corresponding to each time period. The EM-C algorithm is an iterative one that updates one control policy corresponding to one time period at each step in the iterations. Inheriting the spirit of the EM algorithm, the EM-C algorithm updates the control policy at a given time period by optimizing the objective function with respect to the control policy at that time period only, and with the control policies at all other periods fixed at their most up-to-date status in the iteration of the algorithm.

What distinguishes the new EM-C algorithm from existing algorithms is fourfold: (i) Similar to the EM algorithm, the proposed EM-C algorithm has the monotonicity of performance improvement at each iteration, which leads to good convergence properties of the EM-C algorithm. (ii) The EM-C algorithm does not assume particular dynamics of the evolution of states (i.e. not limited to particular setting of stochastic processes), just as the EM algorithm can be applied to broad probability distributions. (iii) The EM-C algorithm does not use the Bellman equation; in contrast, many numerical algorithms in the literature rely on the Bellman equation or its approximation.¹ (iv) Unlike many existing algorithms, the EM-C algorithm treats finite time horizon stochastic control problems, where the optimal policy is not necessarily stationary.

1.2 Literature review

As the EM algorithm is one of the most cited algorithms in statistics, there have been numerous extensions of the algorithm; see, e.g., [Wei and Tanner \(1990\)](#), [Meng and Rubin \(1993\)](#), [Gu and Li \(1998\)](#), and a review in [Lange \(2010, Chap. 13\)](#), among others. The EM algorithm allows for general distributional assumptions and has the advantageous property of monotonic convergence ([Wu \(1983\)](#)).

There is a large literature on stochastic control in economics. [Hansen and Sargent \(2013\)](#) provide detailed discussions on stochastic control problems in which the Bellman equations can be solved analytically. [Ljungqvist and Sargent \(2013\)](#) discuss dynamic programming methods and their applications to a variety of problems in economics. [Judd \(1998\)](#) and [Miranda and Fackler \(2002\)](#) provide comprehensive treatment of recursive methods for solving stochastic control problems in economics. [Stokey, Lucas and Prescott \(1989\)](#) describe many examples of modeling theoretical

¹There are stochastic control problems for which the Bellman equation may not hold. For example, when the utility function in the general control problem (6) is not time-separable, then such problem may not have Bellman equation.

problems in economics using dynamic programming and other recursive methods, including optimal economic growth, resource extraction, principal agent problems, public finance, business investment, asset pricing, factor supply, and industrial organization.

[Flemming and Soner \(2005\)](#) provide in-depth discussion on continuous time stochastic control problems and their applications. [Kushner and Dupuis \(2001\)](#) give an excellent survey of numerical methods for solving continuous time stochastic control problems by using Markov chains. There have also been many studies on the numerical solutions to continuous time stochastic control problems in mathematical finance; see, e.g., [Zhang \(2004\)](#), [Bouchard and Touzi \(2004\)](#), [Crisan, Manolarakis and Touzi \(2010\)](#), [Fahim, Touzi and Warin \(2011\)](#), [Kharroubi, Langrené and Pham \(2013a\)](#), [Kharroubi, Langrené and Pham \(2013b\)](#), and [Guo, Zhang and Zhuo \(2012\)](#), among others. Most of these studies focus on particular stochastic processes, e.g. discretized diffusion processes or Lévy processes, but our EM-C algorithm can be applied to general stochastic processes. Moreover, our method is a simulation based method, suitable for high dimensional problems.

Approximate dynamic programming (ADP) has been developed² for dealing with the three sources of curses of dimensionality: high dimensionality of state space, control policy space, and random shock space; see the books by [Powell \(2011\)](#) and [Bertsekas \(2012\)](#). ADP algorithms can be broadly classified into two categories: value iteration and policy iteration.³ Most ADP algorithms are value iteration algorithms, which approximate the value function by employing the Bellman equation.⁴ Such algorithms are efficient when the value function can be well approximated, but there is no guarantee of monotonicity of value function improvement otherwise. As an alternative, a policy iteration algorithm keeps track of the policy instead of the value function. At each period, a value function is calculated based on a policy estimated previously and then improved within the policy space. The value iteration and policy iteration ADP algorithms may not have monotonic improvement of the value function at each iteration.

²ADP has also evolved under the name of reinforcement learning in computer science (see, e.g., [Sutton and Barto \(1998\)](#)).

³Many ADP algorithms focus on infinite time horizon problems where the optimal value function and policy are stationary. In contrast, our EM-C algorithm focuses on finite time horizon problems where neither the optimal value function nor the optimal policy is stationary.

⁴Value function iteration is closely related to the duality approach for stochastic dynamic programming; see [Brown, Smith and Sun \(2010\)](#), [Brown and Smith \(2014\)](#), [Brown and Haugh \(2014\)](#).

Our algorithm is related to but is fundamentally different from the policy iteration ADP algorithms mainly in that: (i) the EM-C algorithm does not use the Bellman equation; (ii) the EM-C algorithm has monotonic improvement of the value function at each iteration; and (iii) the EM-C algorithm can be applied to general control problems in which the objective functions may not be time-separable.

ADP is closely related to the problem of American option pricing using simulation. [Broadie and Glasserman \(1997\)](#) develop an implicit approximate dynamic programming algorithm for American option pricing that assigns equal weights to each branch in a randomly sampled tree. [Longstaff and Schwartz \(2001\)](#) and [Tsitsiklis and Van Roy \(2001\)](#) combine simulation with regression on a set of basis functions to develop low-dimensional approximation to value functions; they are related to the stochastic mesh method introduced in [Broadie and Glasserman \(2004\)](#) and correspond to an implicit choice of mesh weights. See also [Glasserman \(2004, Ch. 8\)](#) for more discussion.

The literature of Markov decision processes mainly concerns multi-period stochastic control problems with a finite state space or a finite control space. There are also simulation-based algorithms for Markov decision processes; see, e.g., the books by [Chang, Fu, Hu and Marcus \(2007\)](#) and [Gosavi \(2015\)](#) for comprehensive review and discussion. The main differences between these algorithms and our EM-C algorithm are: (i) The EM-C algorithm has monotonicity in each iteration; (ii) The EM-C algorithm does not utilize Bellman equation.

The rest of the paper is organized as follows. In [Section 2](#), we propose the EM-C algorithm. In [Section 3](#), we show that the EM-C algorithm improves the objective function in each iteration and hence has good convergence properties. In [Section 4](#), we propose an implementation of the EM-C algorithm based on simulation and the stochastic approximation algorithm. [Section 5](#) and [Section 6](#) present two applications of the EM-C algorithm in monopoly pricing for airline tickets and real business cycles respectively.

2 The EM-Control (EM-C) Algorithm

2.1 The EM Algorithm

Suppose we observe the data z of a random vector Z but not the data of the random vector Y . Assume that the joint probability density function of $X = (Y, Z)$ is given by $p(y, z | \theta)$ with θ being the parameter. The probability density function of Z is given by $p(z | \theta)$. The MLE of the parameter θ is obtained by maximizing the log likelihood $L(\theta) = \log p(z | \theta)$.

Starting from an initial estimate θ^0 , at the k th iteration the EM algorithm updates θ^{k-1} to be θ^k by two steps:

1. E step: Compute $q^k(y) = p(y | z, \theta^{k-1})$, which is the conditional density of the missing data y given the observed data z and the parameter estimate θ^{k-1} obtained from previous iteration.
2. M step: Set θ^k to be the θ that maximizes

$$E_{q^k}[\log p(y, z | \theta)] := \int \log p(y, z | \theta) q^k(y) dy,$$

where E_{q^k} denotes the expectation with respect to y under the conditional distribution q^k .

[Neal and Hinton \(1999\)](#) provides an alternative view of the EM algorithm in which both the E-step and the M-step are maximizing (or at least not decreasing) the same objective functional. In fact, define a functional $F(q, \theta)$ as

$$F(q, \theta) := E_q[\log p(y, z | \theta)] + H(q) = \int \log p(y, z | \theta) q(y) dy + H(q), \quad (1)$$

where $H(q) := - \int \log q(y) \cdot q(y) dy$ is the entropy of the probability density q . Then, [Neal and Hinton \(1999, Theorem 1\)](#) shows that the E-step and M-step of the EM algorithm at the k th iteration are equivalent to

1. E step: Set q^k to be $\arg \max_q F(q, \theta^{k-1})$.
2. M step: Set θ^k to be $\arg \max_\theta F(q^k, \theta)$.

Hence, at each iteration, the EM algorithm first maximizes the objective functional $F(q, \theta)$ with respect to q only and with θ fixed, and then maximizes $F(q, \theta)$ with respect to θ only and with q fixed.

The EM algorithm allows for very general distribution assumption for (Y, Z) ; it also has monotonicity in each iteration which lead to good convergence properties (Wu (1983)).

2.2 The Multi-Period Finite Time Horizon Stochastic Control Problem

Now we consider a general multi-period finite time horizon stochastic control problem, which allows for vector-valued control policies, vector-valued states, and vector-valued random shocks. Let n_c be the dimension of the control policy and let n_s be the dimension of the state. Suppose there are T time periods and at period 0 a decision maker observes the initial state $s_0 \in \mathbb{R}^{n_s}$.⁵ At the t th period the decision maker observes the state $s_t \in \mathbb{R}^{n_s}$ and then chooses a n_c -dimensional control $c_t \in \sigma(s_t)$, the sigma field generated by s_t . Hence, the policy c_t is adapted to the information available up to period t and can be represented as a function of s_t . Since s_0 is known at period 0, $c_0 \in \mathbb{R}^{n_c}$ is also deterministic. For $t \geq 1$, we assume that

$$c_t = c(t, s_t, \theta_t), t \geq 1, \quad (2)$$

where $c(\cdot)$ is a function and $\theta_t = (\theta_{t,1}, \theta_{t,2}, \dots, \theta_{t,d})' \in \mathbb{R}^d$ is the vector of parameters for the t th period. For example, one may assume that the policy c_t is linearly spanned by a set of basis functions, i.e., $c_t := \sum_{i=1}^d \theta_{t,i} \phi_{t,i}(s_t)$, $t \geq 1$, where $\{\phi_{t,i} : \mathbb{R}^{n_s} \rightarrow \mathbb{R}^{n_c}, i = 1, \dots, d\}$ is the set of basis functions for the t th period. The state s_{t+1} is determined by s_t and the control c_t by the following state evolution equation

$$s_{t+1} = \psi_{t+1}(s_t, c_t, z_{t+1}), \quad (3)$$

where $\psi_{t+1}(\cdot)$ is the state evolution function and $z_{t+1} \in \mathbb{R}^{n_z}$ is the random vector denoting the random shock in the $(t+1)$ th period. Path dependence can be accom-

⁵Without loss of generality, in this paper, we assume the initial state s_0 is known at period 0. In fact, if s_0 is random in a problem, one can simply relabel period 0 in that problem to be period 1 and then the random s_0 in that problem becomes s_1 in our problem formulation.

modated by including auxiliary variables in s_t . The state evolution dynamics in (3) is a general one, which is not restricted to discretized diffusion processes or Lévy processes.

At period 0, the decision maker wishes to choose the optimal control $c_0 \in \mathbb{R}^{n_c}$ and the sequence of control parameters $\theta_1, \dots, \theta_{T-1}$, which determines the sequence of controls c_1, \dots, c_{T-1} , so as to maximize the expectation of his or her utility

$$\max_{(c_0, \theta_1, \dots, \theta_{T-1}) \in \Theta} E_0 \left[\sum_{t=0}^{T-1} u_{t+1}(s_{t+1}, s_t, c_t) \middle| c_0, \theta_1, \dots, \theta_{T-1} \right] \quad (4)$$

$$\text{s.t.} \quad c_t = c(t, s_t, \theta_t), t = 0, 1, \dots, T-1, \quad (5)$$

$$s_{t+1} = \psi_{t+1}(s_t, c_t, z_{t+1}), t = 0, 1, \dots, T-1,$$

where Θ is a subset of \mathbb{R}^n with $n = n_c + (T-1)d$; $u_{t+1}(\cdot)$ is the utility function of the decision maker in the $(t+1)$ th period. It is worth noting that the utility function in the first period can include utility at period 0.

A control problem more general than the problem (4) is given by

$$\max_{(c_0, \theta_1, \dots, \theta_{T-1}) \in \Theta} E_0 [u(s_0, c_0, s_1, c_1, \dots, s_{T-1}, c_{T-1}, s_T) | c_0, \theta_1, \dots, \theta_{T-1}] \quad (6)$$

$$\text{s.t.} \quad c_t = c(t, s_t, \theta_t), t = 0, 1, \dots, T-1,$$

$$s_{t+1} = \psi_{t+1}(s_t, c_t, z_{t+1}), t = 0, 1, \dots, T-1,$$

where $u(s_0, c_0, s_1, c_1, \dots, s_{T-1}, c_{T-1}, s_T)$ is a general utility function that may not be time-separable as the one in (4). For simplicity of exposition, we will present our EM-C algorithm for the problem (4); however, the EM-C algorithm also applies to the general problem (6); see Appendix D for details.

For simplicity of notation, we denote $x = (c_0, \theta_1, \theta_2, \dots, \theta_{T-1})$ and denote the objective function of problem (4) by

$$U(x) := U(c_0, \theta_1, \theta_2, \dots, \theta_{T-1}) := E_0 \left[\sum_{t=0}^{T-1} u_{t+1}(s_{t+1}, s_t, c_t) \middle| c_0, \theta_1, \dots, \theta_{T-1} \right]. \quad (7)$$

In general, the expectation in (7) cannot be evaluated in closed-form, and hence $U(x)$ does not have an analytical form.

2.3 Description of the EM-Control (EM-C) Algorithm

In this subsection, we generalize the idea of the EM algorithm to propose the EM-Control (EM-C) algorithm for solving (4). The EM-C algorithm is an iterative algorithm involving multiple rounds of the back-to-front updates. Inheriting the spirit of the EM algorithm, the EM-C algorithm updates the control policy at a given time period by optimizing the objective function with respect to the control policy at that time period only, and with the control policies at all other periods fixed at their most up-to-date status in the iteration of the algorithm.

More precisely, suppose that after the $(k-1)$ th iteration, the control policy parameter is $x^{k-1} := (c_0^{k-1}, \theta_1^{k-1}, \theta_2^{k-1}, \dots, \theta_{T-1}^{k-1})$. In the k th iteration, the EM-C algorithm updates x^{k-1} to be $x^k := (c_0^k, \theta_1^k, \theta_2^k, \dots, \theta_{T-1}^k)$ by the updating rule:

$$x^k \in M(x^{k-1}), \quad (8)$$

where $M(\cdot)$ is a point-to-set map on Θ (i.e., $M(\cdot)$ maps a point in Θ to a subset of Θ) that represents the updating rule. The EM-C algorithm updates $c_0^{k-1}, \theta_1^{k-1}, \theta_2^{k-1}, \dots, \theta_{T-1}^{k-1}$ backward in time; at each time period $t = T-1, T-2, \dots, 1$, the algorithm updates θ_t^{k-1} to be θ_t^k and then moves backward to update θ_{t-1}^{k-1} ; at last, the algorithm updates c_0^{k-1} to be c_0^k .

Next, we specify the precise updating rule in (8). In the k th iteration, before updating the control parameter at period $t \in \{T-1, T-2, \dots, 1\}$, the control policy parameter is $(c_0^{k-1}, \theta_1^{k-1}, \dots, \theta_{t-1}^{k-1}, \theta_t^{k-1}, \theta_{t+1}^k, \theta_{t+2}^k, \dots, \theta_{T-1}^k)$. Then, at period t , the EM-C algorithm updates θ_t^{k-1} to be θ_t^k such that

$$\begin{aligned} & U(c_0^{k-1}, \theta_1^{k-1}, \theta_2^{k-1}, \dots, \theta_{t-1}^{k-1}, \theta_t^k, \theta_{t+1}^k, \dots, \theta_{T-1}^k) \\ & \geq U(c_0^{k-1}, \theta_1^{k-1}, \theta_2^{k-1}, \dots, \theta_{t-1}^{k-1}, \theta_t^{k-1}, \theta_{t+1}^k, \dots, \theta_{T-1}^k), \end{aligned} \quad (9)$$

which can be easily shown to be equivalent to

$$\begin{aligned} & E_0 \left[\sum_{j=t}^{T-1} u_{j+1}(s_{j+1}, s_j, c_j) \middle| c_0^{k-1}, \theta_1^{k-1}, \dots, \theta_{t-1}^{k-1}, \theta_t^k, \theta_{t+1}^k, \dots, \theta_{T-1}^k \right] \\ & \geq E_0 \left[\sum_{j=t}^{T-1} u_{j+1}(s_{j+1}, s_j, c_j) \middle| c_0^{k-1}, \theta_1^{k-1}, \dots, \theta_{t-1}^{k-1}, \theta_t^{k-1}, \theta_{t+1}^k, \dots, \theta_{T-1}^k \right]; \end{aligned} \quad (10)$$

see Appendix A for details. Therefore, such θ_t^k that satisfies (9) can be obtained by finding a suboptimal (optimal) solution to the problem

$$\max_{\theta_t \in \Theta_t} E_0 \left[\sum_{j=t}^{T-1} u_{j+1}(s_{j+1}, s_j, c_j) \middle| c_0^{k-1}, \theta_1^{k-1}, \dots, \theta_{t-1}^{k-1}, \theta_t, \theta_{t+1}^k, \dots, \theta_{T-1}^k \right],$$

where $\Theta_t = \{\theta \in \mathbb{R}^d \mid (c_0^{k-1}, \theta_1^{k-1}, \dots, \theta_{t-1}^{k-1}, \theta, \theta_{t+1}^k, \dots, \theta_{T-1}^k) \in \Theta\}$. After θ_t^{k-1} is updated to be θ_t^k , the control policy parameter is updated from $(c_0^{k-1}, \theta_1^{k-1}, \dots, \theta_{t-1}^{k-1}, \theta_t^{k-1}, \theta_{t+1}^k, \dots, \theta_{T-1}^k)$ to $(c_0^{k-1}, \theta_1^{k-1}, \theta_{t-1}^{k-1}, \theta_t^k, \theta_{t+1}^k, \dots, \theta_{T-1}^k)$.

Similarly, at period 0, before c_0^{k-1} is updated, the control policy parameter is $(c_0^{k-1}, \theta_1^k, \dots, \theta_{T-1}^k)$. Then, the EM-C algorithm updates c_0^{k-1} to be c_0^k such that

$$U(c_0^k, \theta_1^k, \theta_2^k, \dots, \theta_{T-1}^k) \geq U(c_0^{k-1}, \theta_1^k, \theta_2^k, \dots, \theta_{T-1}^k). \quad (11)$$

Then, the control parameter is updated from $(c_0^{k-1}, \theta_1^k, \dots, \theta_{T-1}^k)$ to $(c_0^k, \theta_1^k, \dots, \theta_{T-1}^k)$.

In short, Algorithm 1 summarizes the EM-C algorithm for solving problem (4).

Two remarks are in order: (i) In the EM-C algorithm, when we update θ_t^{k-1} to θ_t^k or update c_0^{k-1} to c_0^k , if no improvement of the objective function can be found, we simply set $\theta_t^k = \theta_t^{k-1}$ or set $c_0^k = c_0^{k-1}$. (ii) The EM-C algorithm does not use the dynamic programming principle (i.e., the Bellman equation). In contrast, the ADP algorithms in the literature are based on the Bellman equation. Furthermore, because the EM-C algorithm does not use the Bellman equation, it can be applied to the general control problem (6) where the utility function may not be time-separable. See Appendix D for details.

The intuition of the view of the EM algorithm in Neal and Hinton (1999) and that of our EM-C algorithm are also related to the block coordinate descent (BCD) algorithms, in which the coordinates are divided into blocks and only one block of coordinates are updated at each substep of iterations in a cyclic order. However, the details of the algorithms differ significantly: (i) In essence, the EM-C algorithm attempts to update control policies, just like the EM algorithm that can be viewed as a generalized BCD searching in the functional space (i.e., space of distribution q in (1)) rather than space of real numbers. That is why the proof of convergence of EM-C algorithm is similar to that of the EM algorithm (e.g. as in Wu (1983)). (ii) BCD methods are used for maximizing deterministic objective functions, but the

Algorithm 1 The EM-C algorithm for solving problem (4)

1. Initialize $k = 1$ and $x^0 = (c_0^0, \theta_1^0, \theta_2^0, \dots, \theta_{T-1}^0)$.
2. Iterate k until some stopping criteria are met. In the k th iteration, update $x^{k-1} = (c_0^{k-1}, \theta_1^{k-1}, \theta_2^{k-1}, \dots, \theta_{T-1}^{k-1})$ to $x^k = (c_0^k, \theta_1^k, \theta_2^k, \dots, \theta_{T-1}^k)$ by moving backwards from $t = T - 1$ to $t = 0$ as follows:
 - (a) Move backward from $t = T - 1$ to $t = 1$. At each period t , update θ_t^{k-1} to be θ_t^k such that

$$\begin{aligned}
& E_0 \left[\sum_{j=t}^{T-1} u_{j+1}(s_{j+1}, s_j, c_j) \middle| c_0^{k-1}, \theta_1^{k-1}, \dots, \theta_{t-1}^{k-1}, \theta_t^{k-1}, \theta_{t+1}^k, \dots, \theta_{T-1}^k \right] \\
& \geq E_0 \left[\sum_{j=t}^{T-1} u_{j+1}(s_{j+1}, s_j, c_j) \middle| c_0^{k-1}, \theta_1^{k-1}, \dots, \theta_{t-1}^{k-1}, \theta_t^{k-1}, \theta_{t+1}^k, \dots, \theta_{T-1}^k \right].
\end{aligned}$$

Such θ_t^k can be set as a suboptimal (optimal) solution to the problem

$$\max_{\theta_t \in \Theta_t} E_0 \left[\sum_{j=t}^{T-1} u_{j+1}(s_{j+1}, s_j, c_j) \middle| c_0^{k-1}, \theta_1^{k-1}, \dots, \theta_{t-1}^{k-1}, \theta_t, \theta_{t+1}^k, \dots, \theta_{T-1}^k \right]. \quad (12)$$

- (b) At period 0, update c_0^{k-1} to be c_0^k such that

$$\begin{aligned}
& E_0 \left[\sum_{j=0}^{T-1} u_{j+1}(s_{j+1}, s_j, c_j) \middle| c_0^k, \theta_1^k, \dots, \theta_{T-1}^k \right] \\
& \geq E_0 \left[\sum_{j=0}^{T-1} u_{j+1}(s_{j+1}, s_j, c_j) \middle| c_0^{k-1}, \theta_1^k, \dots, \theta_{T-1}^k \right].
\end{aligned}$$

Such c_0^k can be set as a suboptimal (optimal) solution to the problem

$$\max_{c_0 \in \Theta_0} E_0 \left[\sum_{j=0}^{T-1} u_{j+1}(s_{j+1}, s_j, c_j) \middle| c_0, \theta_1^k, \dots, \theta_{T-1}^k \right], \quad (13)$$

where $\Theta_0 = \{c \in \mathbb{R}^{n_c} \mid (c, \theta_1^k, \dots, \theta_{T-1}^k) \in \Theta\}$.

EM-C algorithm is used for maximizing the expectation of a random utility function (i.e., (7)), which generally cannot be evaluated analytically. That is why we have to employ simulation and stochastic optimization to implement the EM-C algorithm (see Section 4). (iii) The EM-C algorithm is more flexible in the optimization requirement. Unlike the BCD algorithms, the EM-C algorithm does not require to update the control parameter to be the exact minimizer of the subproblem ((12) or (13)), nor does it update the control parameter based on the gradient of the objective function, partly because in the problems solvable by the EM-C algorithm typically neither the objective function (i.e., (7)) nor the gradient of the objective function can be evaluated analytically. (iv) The convergence of the EM-C algorithm holds under weaker conditions. The convergence of the BCD algorithms is obtained based on various assumptions on the objective function such as that the objective function is convex or is the sum of a smooth function and a convex separable function or satisfies certain separability and regularity conditions;⁶ in contrast, the proof of convergence of EM-C algorithm is similar to that of the EM algorithm, as in Wu (1983), which does not need such assumptions on the objective function. See Section 3 for details.

3 Convergence Analysis

The convergence properties of EM-C algorithm are similar to those of the EM algorithm. First, the EM-C algorithm has monotonicity in each iteration. Second, under mild assumptions, the sequence of objective function values generated by the iteration of EM-C algorithm converges to a stationary value (i.e., objective function value evaluated at a stationary point) or a local maximum value. Third, the sequence of control parameters generated by the iteration of EM-C algorithm converges to a stationary point or a local maximum point under some additional regularity conditions.

⁶Luo and Tseng (1992) prove the convergence of the coordinate descent (CD) algorithm when the objective function is strictly convex twice continuously differentiable. Bertsekas (1999, Chap. 2.7) shows the convergence of the CD algorithm when the exact minimizer of each subproblem is unique and is used to update a block of coordinates. Tseung (2001) studies the convergence properties of a block CD method when the objective function has certain separability and regularity properties and when the exact minimizer of each subproblem is used to update a block of coordinates. Wright (2015) discusses the convergence of CD algorithms when the objective function is convex and when the coordinates are updated based on the gradient of the objective function.

3.1 Monotonicity

Theorem 1. *The objective function $U(\cdot)$ defined in (7) monotonically increases in each iteration of the EM-C algorithm, i.e.,*

$$U(x^k) = U(c_0^k, \theta_1^k, \theta_2^k, \dots, \theta_{T-1}^k) \geq U(x^{k-1}) = U(c_0^{k-1}, \theta_1^{k-1}, \theta_2^{k-1}, \dots, \theta_{T-1}^{k-1}), \forall k. \quad (14)$$

Proof. See Appendix B.1. □

3.2 Convergence of $\{U(x^k)\}_{k \geq 0}$ to a Stationary Value or a Local Maximum Value

Let $\{x^k\}_{k \geq 0}$ be the sequence of control parameters generated by the EM-C algorithm. In this subsection, we consider the issue of the convergence of $U(x^k)$ to a stationary value or a local maximum value. We make the following mild assumptions on the objective function $U(\cdot)$ defined in (7):

$$\text{For any } x^0 \text{ such that } U(x^0) > -\infty, \{x \in \Theta \mid U(x) \geq U(x^0)\} \text{ is compact.} \quad (15)$$

$$U(\cdot) \text{ is continuous in } \Theta \text{ and differentiable in the interior of } \Theta. \quad (16)$$

The assumption (16) is needed as we need to define stationary points of $U(\cdot)$. Suppose the objective function $U(\cdot)$ satisfies (15) and (16). Then, we have

$$\{U(x^k)\}_{k \geq 0} \text{ is bounded above for any } x^0 \text{ such that } U(x^0) > -\infty. \quad (17)$$

By (14) and (17), $U(x^k)$ converges monotonically to some U^* . It is not guaranteed that U^* is the global maximum of U on Θ . In general, if the objective function U has several local maxima and stationary points, which type of points the sequence generated by the EM-C algorithm converges to depends on the choice of the starting point x^0 ; this is also true in the case of the EM algorithm.

A map ρ from points of X to subsets of X is called a point-to-set map on X (Wu (1983)). Let M be the point-to-set map of the EM-C algorithm defined in (8). Define

$$\mathcal{M} := \text{set of local maxima of } U(\cdot) \text{ in } \Theta,$$

$$\mathcal{S} := \text{set of stationary points of } U(\cdot) \text{ in } \Theta,$$

$$\mathcal{M}(a) := \{x \in \mathcal{M} \mid U(x) = a\}, \quad (18)$$

$$\mathcal{S}(a) := \{x \in \mathcal{S} \mid U(x) = a\}. \quad (19)$$

We have the following theorem on the convergence of $\{U(x^k)\}_{k \geq 0}$ for the EM-C algorithm.

Theorem 2. *Suppose the objective function U satisfies conditions (15) and (16). Let $\{x^k\}_{k \geq 0}$ be the sequence generated by $x^k \in \mathcal{M}(x^{k-1})$ in the EM-C algorithm.*

(1) *Suppose that*

$$U(x^k) > U(x^{k-1}) \text{ for any } x^{k-1} \notin \mathcal{S} \text{ (resp. } x^{k-1} \notin \mathcal{M}). \quad (20)$$

Then, all the limit points of $\{x^k\}_{k \geq 0}$ are stationary points (resp. local maxima) of U , and $U(x^k)$ converges monotonically to $U^ = U(x^*)$ for some $x^* \in \mathcal{S}$ (resp. $x^* \in \mathcal{M}$).*

(2) *Suppose that at each iteration k in the EM-C algorithm and for all t , θ_t^k and c_0^k are the optimal solutions to the problems (12) and (13) respectively. Then, all the limit points of $\{x^k\}$ are stationary points of U and $U(x^k)$ converges monotonically to $U^* = U(x^*)$ for some $x^* \in \mathcal{S}$.*

Proof. See Appendix B.2. □

3.3 Convergence of $\{x^k\}_{k \geq 0}$ to a Stationary Point or a Local Maximum Point

Let $\mathcal{M}(a)$ and $\mathcal{S}(a)$ be defined in (18) and (19) respectively. Under the conditions of Theorem 2, $U(x^k) \rightarrow U^*$ and all the limit points of $\{x^k\}$ are in $\mathcal{S}(U^*)$ (resp. $\mathcal{M}(U^*)$). However, this does not automatically imply the convergence of $\{x^k\}_{k \geq 0}$ to a point x^* . However, if $\mathcal{S}(U^*)$ (resp. $\mathcal{M}(U^*)$) consists of a single point x^* , i.e., there cannot be two different stationary points (resp. local maxima) with the same U^* , then the following theorem says that $x^k \rightarrow x^*$. The following theorem also provides another condition under which $x^k \rightarrow x^*$.

Theorem 3. *Let $\{x^k\}_{k \geq 0}$ be an instance of an EM-C algorithm satisfying the conditions of Theorem 2, and let U^* be the limit of $\{U(x^k)\}_{k \geq 0}$.*

(1) *If $\mathcal{S}(U^*) = \{x^*\}$ (resp. $\mathcal{M}(U^*) = \{x^*\}$), then $x^k \rightarrow x^*$ as $k \rightarrow \infty$.*

(2) *If $\|x^{k+1} - x^k\| \rightarrow 0$ as $k \rightarrow \infty$, then, all the limit points of x^k are in a connected and compact subset of $\mathcal{S}(U^*)$ (resp. $\mathcal{M}(U^*)$). In particular, if $\mathcal{S}(U^*)$ (resp. $\mathcal{M}(U^*)$)*

is discrete, i.e., its only connected components are singletons, then x^k converges to some x^* in $\mathcal{S}(U^*)$ (resp. $\mathcal{M}(U^*)$).

Proof. See Appendix B.3. □

Of course, from a practical viewpoint, very often the convergence of value function $\{U(x^k)\}_{k \geq 0}$ to a stationary value or a local maximum value is more important than the convergence of $\{x^k\}_{k \geq 0}$.

4 An Implementation of the EM-C Algorithm

4.1 Implementing the EM-C Algorithm by Simulation

In the EM-C algorithm, we need to find a suboptimal (optimal) solution to the problems (12) and (13). In practice, the expectation in the objective functions of these problems may not be evaluated in closed-form, which makes solving these problems difficult. We propose to solve these problems by using a simulation based approach, called stochastic approximation (SA) algorithm.

The SA is a classical iterative stochastic optimization algorithm that tries to find zeros or extrema of expectations which cannot be computed directly.⁷ More precisely, at each iteration of the EM-C algorithm, sample paths are simulated using the current policy, and then the SA is applied to find updates of the control policy at each time period to improve the objective function.⁸

At the beginning of the k th iteration, we first simulate N i.i.d. sample paths of the states $(s_0, s_1, \dots, s_{T-1})$ according to the control parameter $(c_0^{k-1}, \theta_1^{k-1}, \dots, \theta_{T-1}^{k-1})$, which are obtained at the end of the $(k-1)$ th iteration. We denote these sample paths as

$$(s_0, s_{1,l}^k, s_{2,l}^k, \dots, s_{T-1,l}^k), l = 1, \dots, N.$$

⁷The SA algorithm is initiated in Robbins and Monro (1951) and Kiefer and Wolfowitz (1952). It has been widely used in reinforcement learning to improve policies in temporal difference methods (see, e.g., Chang, Fu, Hu and Marcus (2007)). There is a voluminous literature on SA algorithms; see, e.g., Gu and Li (1998), a survey paper by Lai (2003) and the books by Kushner and Yin (2003) and Spall (2003). Broadie, Cicek and Zeevi (2011) propose a SA algorithm that improves the finite time performance of the Kiefer-Wolfowitz algorithm.

⁸However, it is not necessary to use the SA algorithm to implement our EM-C algorithm. One can also use other stochastic optimization algorithms such as the cross-entropy algorithm (Rubinstein and Kroese (2004)) in the implementation.

In step 2(a) of Algorithm 1, we apply the SA algorithm to solve the problem (12). The expectation in the objective function of (12) is equal to

$$\begin{aligned}
& E_0 \left[\sum_{j=t}^{T-1} u_{j+1}(s_{j+1}, s_j, c_j) \middle| c_0^{k-1}, \theta_1^{k-1}, \dots, \theta_{t-1}^{k-1}, \theta_t, \theta_{t+1}^k, \dots, \theta_{T-1}^k \right] \\
&= E_0 \left\{ \frac{1}{N} \sum_{l=1}^N \left[u_{t+1}(s_{t+1,l}^k(\theta_t), s_{t,l}^k, c_{t,l}^k(\theta_t)) \right. \right. \\
&\quad \left. \left. + \sum_{j=t+1}^{T-1} u_{j+1}(s_{j+1,l}^k(\theta_t), s_{j,l}^k(\theta_t), c_{j,l}^k(\theta_t)) \right] \right\}, \tag{21}
\end{aligned}$$

where $c_{t,l}^k(\theta_t) = c(t, s_{t,l}^k, \theta_t)$ (see (5)) and

$$(s_{t+1,l}^k(\theta_t), c_{t+1,l}^k(\theta_t), \dots, s_{T-1,l}^k(\theta_t), c_{T-1,l}^k(\theta_t), s_{T,l}^k(\theta_t))$$

is a simulated sample path that starts from $s_{t,l}^k$ and then follows the control parameter $\theta_t, \theta_{t+1}^k, \dots, \theta_{T-1}^k$. The SA algorithm uses

$$\begin{aligned}
\tilde{f}(\theta_t) := & \frac{1}{N} \sum_{l=1}^N \left[u_{t+1}(s_{t+1,l}^k(\theta_t), s_{t,l}^k, c_{t,l}^k(\theta_t)) \right. \\
& \left. + \sum_{j=t+1}^{T-1} u_{j+1}(s_{j+1,l}^k(\theta_t), s_{j,l}^k(\theta_t), c_{j,l}^k(\theta_t)) \right] \tag{22}
\end{aligned}$$

as an approximation to the objective function when solving the problem. Hence, at each iteration of the SA algorithm (at the parameter θ_t corresponding to that iteration), we only need to simulate N sample paths of the states during period $t+1$ to period T , i.e., $(s_{t+1,l}^k(\theta_t), \dots, s_{T-1,l}^k(\theta_t), s_{T,l}^k(\theta_t))$, $l = 1, \dots, N$. The samples $s_{t,l}^k$, $l = 1, \dots, N$ are the same for all iterations of the SA algorithm.

In step 2(b) of Algorithm 1, we apply the SA algorithm to solve the problem (13). The expectation in (13) is equal to

$$\begin{aligned}
& E_0 \left[\sum_{j=0}^{T-1} u_{j+1}(s_{j+1}, s_j, c_j) \middle| c_0, \theta_1^k, \dots, \theta_{T-1}^k \right] \\
&= E_0 \left\{ \frac{1}{N} \sum_{l=1}^N \left[u_1(s_{1,l}^k(c_0), s_0, c_0) + \sum_{j=1}^{T-1} u_{j+1}(s_{j+1,l}^k(c_0), s_{j,l}^k(c_0), c_{j,l}^k(c_0)) \right] \right\}, \tag{23}
\end{aligned}$$

where $\{(s_{1,l}^k(c_0), c_{1,l}^k(c_0), \dots, s_{T-1,l}^k(c_0), c_{T-1,l}^k(c_0), s_{T,l}^k(c_0))\}_{l=1}^N$ are N i.i.d. sample paths of $(s_1, c_1, \dots, s_{T-1}, c_{T-1}, s_T)$ that are simulated starting from s_0 and then following the control parameters $(c_0, \theta_1^k, \dots, \theta_{T-1}^k)$. The SA algorithm uses

$$\tilde{f}(c_0) := \frac{1}{N} \sum_{l=1}^N \left[u_1(s_{1,l}^k(c_0), s_0, c_0) + \sum_{j=1}^{T-1} u_{j+1}(s_{j+1,l}^k(c_0), s_{j,l}^k(c_0), c_{j,l}^k(c_0)) \right] \quad (24)$$

as an approximation to the objective function when solving the problem (13). The details of the SA algorithm for solving the problems (12) and (13) are described in Appendix C.

Suppose that we use a fixed number of m iterations in the SA algorithm. Then, the computational cost of solving the problems (12) and (13) are respectively $O(m(T - t + 1))$ and $O(mT)$. Hence, the computational cost of each iteration of the EM-C algorithm is $O(mT^2)$.

4.2 Numerical Example: A Simple Stochastic Growth Model

We consider a simple stochastic growth problem as follows

$$\begin{aligned} \max_{c_t} \quad & E_0 \left[\sum_{t=0}^2 u_{t+1}(s_{t+1}, s_t, c_t) \right] = E_0 \left[\sum_{t=0}^2 \log c_t + \log s_3 \right] \\ \text{s.t.} \quad & s_{t+1} = \left(s_t - \frac{s_t}{1 + \exp(c_t)} \right) \exp(a + bz_{t+1}), t = 0, 1, 2, \\ & s_0 = 1, \\ & c_t \in \mathbb{R}, t = 0, 1, 2, \end{aligned} \quad (25)$$

where a is a constant, $b > 0$ is the volatility, and z_{t+1} , $t = 0, 1, 2$, are i.i.d. random noises with the standard normal distribution. At the t th time period, the amount $\frac{s_t}{1 + \exp(c_t)}$ is consumed from capital s_t , and the remaining capital grows by a multiplication factor $\exp(a + bz_{t+1})$. All available capital will be consumed in the end (at period $t = 3$).

The problem can be solve analytically with the following optimal controls and optimal value functions

$$c_t^* = \log(3 - t), \quad t = 0, 1, 2, \quad (26)$$

$$V_0(s_0) = 6a - 4 \log 4 + 4 \log s_0. \quad (27)$$

To test our algorithm numerically, we choose $a = -0.1$ and $b = 0.2$. We use $N = 10,000$ sample paths in the simulation and $m = 2,000$ iterations in the SA algorithm. We consider two specifications of basis functions. In the first specification, we use only one basis function

$$\phi_1(s) = s; c_t = \theta_{t,1}\phi_1(s_t).$$

In the second specification, we use two basis functions

$$\phi_1(s) = 1, \phi_2(s) = s; c_t = \theta_{t,1}\phi_1(s_t) + \theta_{t,2}\phi_2(s_t).$$

It follows from (26) that the theoretical optimal policy c_t^* lies in the space linearly spanned by the basis in the second specification (corresponding to optimal control parameters $\theta_t^* = (\log(3-t), 0)'$) but not in the first one. In the EM-C algorithm, we choose initial values of c_0 and θ_t to be $c_0^0 = 0, \theta_t^0 = 0, \forall t$.

Figure 1 shows the objective function values of the EM-C algorithm over 5 iterations for the problem (25) by using two specifications of basis functions. In both specifications, the EM-C algorithm converges quickly to a value close to the theoretical optimal objective function value given by (27) after 2 iterations, even in the first specification when only one basis function is used. Each iteration takes around 3 minutes.

5 Application 1: Monopoly Pricing of Perishable Products

In this section we shall apply the EM-C algorithm to solve two problems related to monopoly pricing of airline tickets. The first one, the single product airline ticket pricing, is more for the purpose of illustrating the validity of the algorithm, as there is an analytical solution available for the continuous time version of the problem and a good heuristic plug-in method for the discrete version of the problem. The second one, the multi-product airline ticket pricing, is challenging, as so far only heuristic

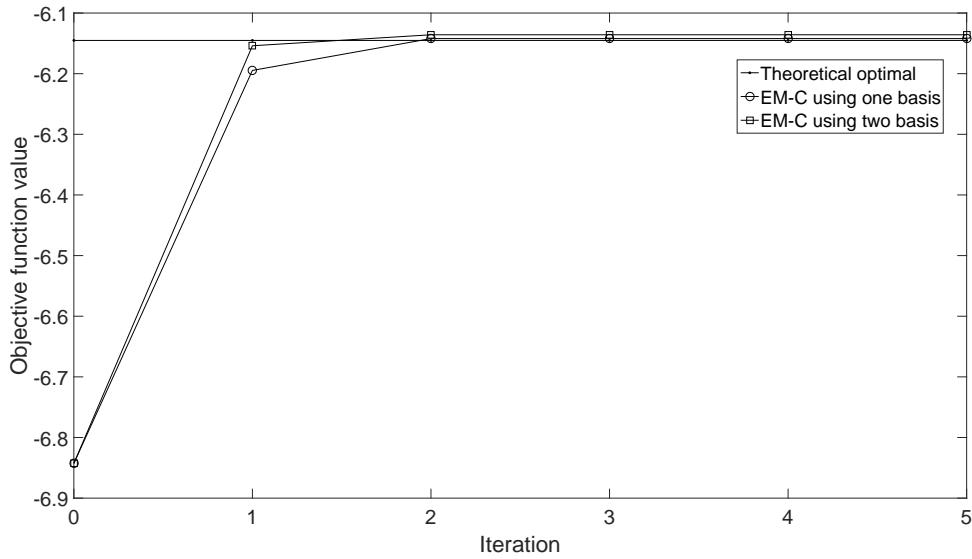


Figure 1: The objective function values of the EM-C algorithm over 5 iterations for the problem (25). In the implementation, we use $N = 10,000$ sample paths in the simulation and use $m = 2,000$ iterations in the SA algorithm. The EM-C algorithm converges after 2 iterations. Each iteration takes around 3 minutes. The theoretical optimal objective function value is -6.1452. The optimal objective function values obtained by the EM-C algorithm is -6.1421 (7.4659e-03) when only one basis function is used and is -6.1358 (7.4755e-03) when two basis functions are used. The numbers in the parenthesis denote standard errors of the estimate of the objective function using N sample paths, which is equal to the sample standard deviation of the N samples on the right-hand side of (24) divided by \sqrt{N} .

methods are available. The EM-C algorithm not only provides a rigorous solution, but also yields significant value function improvement over the heuristic methods.

5.1 Single Product Case

5.1.1 The Single Product Monopoly Pricing Model

Consider a single product monopoly pricing for airline tickets as in [Gallego and Van Ryzin \(1994\)](#). It is a finite horizon problem with one state and one control. Suppose revenue within a short period $(t, t + \Delta t)$ is given by $p(\lambda_t)\Delta N^\lambda$, where λ_t is the sale intensity at time t , N^λ is a Poisson counting process with intensity λ_t , $p(\lambda_t)$ is the price at time t , and ΔN^λ is the number of arriving customers in the time interval $(t, t + \Delta t)$. The continuous-time problem is formulated as follows

$$\begin{aligned} V(n^c, T) = \sup_{\lambda_s} E_0 \left[\int_0^T p(\lambda_s) dN_s^\lambda \right] \\ \text{s.t. } N_T^\lambda \leq n^c, \\ p(\lambda_s) = -\frac{1}{\alpha} \log \frac{\lambda_s}{a}, \text{ for } s \leq T, \end{aligned} \quad (28)$$

where n^c is the total remaining capacity and T is the time-to-maturity.

In this problem, the state variable is the residual capacity $R_s = n^c - N_s^\lambda$ and the control is λ_s , which determines the ticket price $p(\lambda_s)$ and the dynamics of future arrivals. Apparently, $V(n^c, 0) = V(0, T) = 0$, for any n^c and any T . When $\alpha = 1$, luckily enough there is an analytical solution given by ([Gallego and Van Ryzin \(1994\)](#))

$$V(n^c, t) = \log \left(\sum_{k=0}^{n^c} \frac{(aT/e)^k}{k!} \right), \text{ for any } n^c \in \mathbb{N}^+, t > 0, \quad (29)$$

$$p_t^* = p(\lambda_t^*) = V(R_t, T - t) - V(R_t - 1, T - t) + 1, \text{ for } R_t \geq 1, 0 \leq t \leq T. \quad (30)$$

We discretize the time horizon $[0, T]$ into n_T equal periods, denoted as $t_0 = 0, \dots, t_{n_T} = T$, and formulate a discrete version of the problem (28) as follows:

$$\max_{c_{t_i}, i=0,1,\dots,n_T-1} E_0 \left[\sum_{i=0}^{n_T-1} p(\lambda_{t_i})(N_{t_{i+1}}^c - N_{t_i}^c) \right] \quad (31)$$

$$\text{s.t. } N_{t_{i+1}}^\lambda - N_{t_i}^\lambda \stackrel{d}{\sim} \text{Poisson}(\lambda_{t_i} T/n_T), i = 0, 1, \dots, n_T - 1, \quad (32)$$

$$N_{t_{i+1}}^c - N_{t_i}^c = \min(n^c - N_{t_i}^c, N_{t_{i+1}}^\lambda - N_{t_i}^\lambda), i = 0, 1, \dots, n_T - 1, \quad (33)$$

$$p(\lambda_{t_i}) = -\frac{1}{\alpha} \log \frac{\lambda_{t_i}}{a}, i = 0, 1, \dots, n_T - 1,$$

$$\lambda_{t_i} = \frac{a}{1 + \exp(c_{t_i})}, i = 0, 1, \dots, n_T - 1, \quad (34)$$

$$c_{t_i} \in \mathbb{R}, i = 0, 1, \dots, n_T - 1,$$

where (32) means that $N_{t_{i+1}}^\lambda - N_{t_i}^\lambda$ has a Poisson distribution with mean $\lambda_{t_i}T/n_T$; N_t^c is the total number of customers that have arrived and bought the ticket during $[0, t]$; (33) means that N_t^c is capped at n^c ; (34) is used to incorporate the constraint $\lambda_{t_i} \in (0, a)$. In the discrete problem (31), the state variable is the residual capacity $R_{t_i} = n^c - N_{t_i}^c$.

There is no analytical solution to the discrete problem (31); but when $\alpha = 1$, the optimal policy (30) for the continuous problem can be used as a plug-in policy for the discrete problem.

5.1.2 Numerical Results

In the following numerical examples of problem (31), we choose $a = 20$, $\alpha = 1$, $T = 1$, $n_T = 4$, and $n^c = 20, 10$, and 5 , respectively. We use $N = 10,000$ sample paths in the simulation and use $m = 1,000$ iteration in the SA algorithm. We specifies the control c_t as the linear combination of three basis functions:

$$\phi_i(R) := R^i, i = 0, 1, 2; c_t = \theta_{t,1}\phi_1(R_t) + \theta_{t,2}\phi_2(R_t) + \theta_{t,3}\phi_3(R_t).$$

In the algorithm, we choose initial values of c_0 and θ_t to be $c_0^0 = 0, \theta_t^0 = 0$, for all t .

Table 1 compares the expected revenue for the continuous problem (28) and the discrete problem (31) obtained under three policies respectively: (i) the expected revenue for the continuous problem under the theoretical optimal policy (30); (ii) the expected revenue for the discrete problem obtained under the plug-in policy (30); (iii) the expected revenue for the discrete problem obtained under the optimal policy calculated by the EM-C algorithm. It seems that the expected revenue of the optimal policy obtained by the EM-C algorithm is slightly better than that of the plug-in policy for the discrete problem. To demonstrate convergence of the EM-C algorithm, Figure 2 shows the objective function values of the EM-C algorithm over 5 iterations

	$n^c = 20$		$n^c = 10$		$n^c = 5$				
	continuous	discrete		continuous	discrete				
		plug-in	EM-C		plug-in	EM-C			
mean	7.3576	7.3494	7.3777	7.2231	7.2207	7.2237	6.000	5.8964	5.9419
std. error	N/A	0.0271	0.0270	N/A	0.0257	0.0260	N/A	0.0205	0.0204

Table 1: Monopoly pricing of a single product: expected revenue for the continuous problem (28) and the discrete problem (31) obtained under three policies respectively: (i) “continuous” means the expected revenue for the continuous problem under the theoretical optimal policy (30); (ii) “plug-in” means the expected revenue for the discrete problem obtained under the plug-in policy (30); (iii) “EM-C” means the expected revenue for the discrete problem obtained under the optimal policy calculated by the EM-C algorithm. The expected revenue under the theoretical optimal policy for the continuous problem is computed from (29); the expected revenues for the discrete problem under the plug-in and EM-C policies are estimated from $N = 10,000$ sample paths. We consider three cases: $n^c = 20, 10$, and 5 . “Std. error” indicates the standard error of the estimate of the expected revenue, which is equal to the sample standard deviation of the N samples on the right-hand side of (24) divided by \sqrt{N} .

for the discrete problem (31) when $n^c = 20, 10$, and 5 respectively.

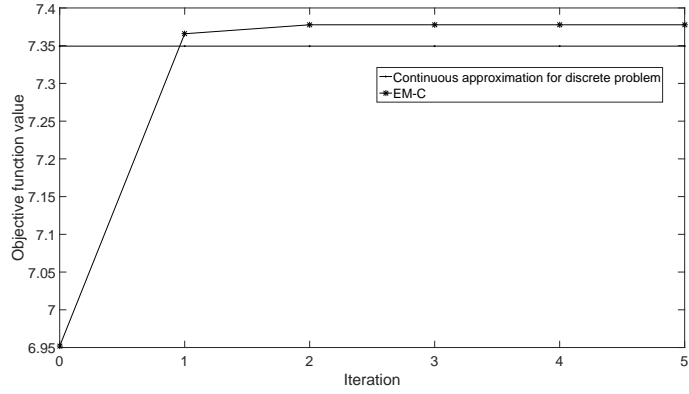
5.2 Multi-Product Case

5.2.1 The Multi-product Monopoly Pricing Model

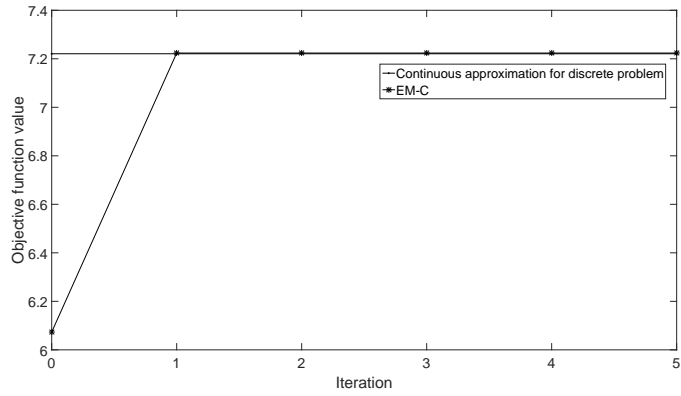
We extend the single product monopoly pricing model into a multi-product model as first studied in Gallego and Van Ryzin (1997). With higher dimension, this problem cannot be solved analytically. More precisely, suppose the airline flight network has n_l legs (direct flights), based on which there are n_i itineraries. Define a matrix $A := [a_{kj}] \in \mathbb{R}^{n_l \times n_i}$, where $a_{kj} \in \{0, 1\}$ and $a_{kj} = 1$ if and only if the direct flight k is a part of the itinerary j . For example, consider a simple network with 3 nodes, $\{1, 2, 3\}$, two direct flights $\{1 \rightarrow 2, 2 \rightarrow 3\}$, and three itineraries $\{1 \rightarrow 2, 2 \rightarrow 3, 1 \rightarrow 2 \rightarrow 3\}$. Then for this flight network,

$$A = \begin{pmatrix} 1 & 0 & 1 \\ 0 & 1 & 1 \end{pmatrix}. \quad (35)$$

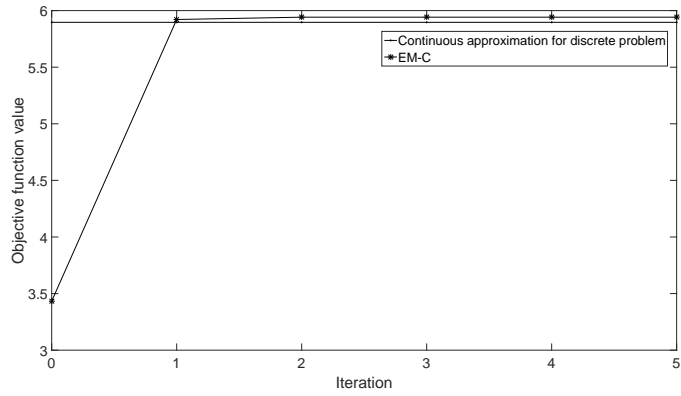
As one can see that the dimension of this problem increases very quickly, Monte Carlo methods might offer a realistic hope for solving such a problem.



(a) $n_c = 20$



(b) $n_c = 10$



(c) $n_c = 5$

Figure 2: The objective function values (expected revenues) obtained by the EM-C algorithm over 5 iterations for the single product monopoly pricing problem (31). The EM-C algorithm converges after 2 iterations. Each iteration takes around 3 minutes.

Let $p \in \mathbb{R}^{n_i}$ be the vector of prices for the n_i itineraries. The customers who need the n_i itineraries come to buy tickets according to the process $N^\lambda \in \mathbb{N}^{n_i}$ with arrival rates $\lambda \in \mathbb{R}^{n_i}$. p is assumed to be a function of the customer arrival rates λ . Let the initial capacities of the direct flights be $n^c \in \mathbb{N}^{n_i}$. The objective is to optimize the expected revenue by choosing the prices p , or equivalently, the customer arrival rates λ . More precisely, the multi-product monopoly pricing problem is formulated as

$$\begin{aligned}
V(n^c, T) &= \sup_{\lambda_s} E_0 \left[\int_0^T p(\lambda_s)' dN_s^\lambda \right] & (36) \\
\text{s.t. } & V(n, 0) = V(0, t) = 0, \quad \forall n \in \mathbb{N}^{n_i}, \forall t > 0, \\
& \int_0^T AdN_s^\lambda \leq n^c, \\
& p(\lambda_s)_j = (\epsilon_{0,j}^{-1} \log \frac{\lambda_{0,j}}{\lambda_{s,j}} + 1)p_{0,j}, \quad \text{for } s \leq T, j = 1, \dots, n_i.
\end{aligned}$$

As the high dimensional HJB equation corresponding to the problem (36) is difficult to solve, [Gallego and Van Ryzin \(1997\)](#) provide two heuristic policies called MTS and MTO that are asymptotically optimal as the size of the problem goes to infinity. Both heuristic policies use the optimal control from a deterministic version of this problem, which assumes that the control λ_t is time invariant and deterministic. The deterministic case is solved as a constrained non-linear optimization problem. Denote the corresponding control and price as $\hat{\lambda}^*$ and \hat{p}^* respectively. More precisely, the MTS and MTO policies are given below:

- (i) MTS policy: set the prices equal to the deterministic optimal price \hat{p}^* and pre-allocate seats for each itinerary accordingly. Stop selling the ticket of itinerary j if the pre-allocated seats for itinerary j are exhausted;
- (ii) MTO policy: set the prices equal to the deterministic optimal price \hat{p}^* and sell tickets in the order of customer arrival. Stop selling the ticket of itinerary j when the inventory of at least one direct flight k drops strictly below a_{kj} .

We focus on a discrete-time setting of the problem. The time horizon $[0, T]$ is divided into n_T equal periods, denoted as $t_0 = 0 < t_1 < \dots < t_{N_T-1} < t_{N_T} = T$. The

discrete time problem is formulated as

$$\max_{c_{t_k,j}, k=0, \dots, n_T-1, j=1, \dots, n_i} E_0 \left[\sum_{k=0}^{n_T-1} p(\lambda_{t_k})' (N_{t_{k+1}}^c - N_{t_k}^c) \right] \quad (37)$$

$$\text{s.t.} \quad N_{t_{k+1},j}^\lambda - N_{t_k,j}^\lambda \sim \text{Poisson}(\lambda_{t_k,j} T/n_T), j = 1, \dots, n_i, \forall k$$

$$N_{t_{k+1}}^c = G(n^c, N_{t_k}^c, N_{t_{k+1}}^\lambda - N_{t_k}^\lambda), \forall k, \quad (38)$$

$$p(\lambda_{t_k})_j = (\epsilon_{0,j}^{-1} \log \frac{\lambda_{0,j}}{\lambda_{t_k,j}} + 1) p_{0,j}, j = 1, \dots, n_i, \forall k,$$

$$\lambda_{t_k,j} = \min(\lambda_{0,j} e^{\epsilon_{0,j}}, \max(c_{t_k,j}, 0)), j = 1, \dots, n_i, \forall k, \quad (39)$$

$$c_{t_k,j} \in \mathbb{R}, j = 1, \dots, n_i.$$

In the formulation, $\lambda_{t_k,j}$ should satisfy the constraint that $0 < \lambda_{t_k,j} < \lambda_{0,j} e^{\epsilon_{0,j}}$. The constraint is imposed by (39), which means that $\lambda_{t_k,j} = c_{t_k,j}$ if $0 < c_{t_k,j} < \lambda_{0,j} e^{\epsilon_{0,j}}$, and $\lambda_{t_k,j} = 0$ if $c_{t_k,j} \leq 0$, and $\lambda_{t_k,j} = \lambda_{0,j} e^{\epsilon_{0,j}}$ if $c_{t_k,j} \geq \lambda_{0,j} e^{\epsilon_{0,j}}$.⁹ The control of the problem is $c_{t_k} = (c_{t_k,1}, \dots, c_{t_k,n_i})'$. The state variables of the problem are the residual capacities $R_{t_k} = n^c - AN_{t_k}^c$.

Similar to the single product case, we cap the customer arrival process at n^c to impose the capacity constraint. The capping becomes more complicated in the multi-product case, since there can be more than one way to allocate the remaining capacity of a direct flight to the itineraries. As a result, the function G in (38) is defined as

$$G(n^c, N_{t_k}^c, N_{t_{k+1}}^\lambda - N_{t_k}^\lambda) := \begin{cases} N_{t_k}^c + N_{t_{k+1}}^\lambda - N_{t_k}^\lambda, & \text{if } A(N_{t_k}^c + N_{t_{k+1}}^\lambda - N_{t_k}^\lambda) \leq n^c, \\ N_{t_k}^c + \Delta_{t_{k+1}}^c, & \text{otherwise,} \end{cases} \quad (40)$$

where

$$\Delta_{t_{k+1}}^c = \arg \max_N p(\lambda_{t_k})' N$$

$$\text{s.t.} \quad AN \leq R_{t_k}, N \geq 0, N \leq N_{t_{k+1}}^\lambda - N_{t_k}^\lambda, N \in \mathbb{N}^{n_i}.$$

The condition $A(N_{t_k}^c + N_{t_{k+1}}^\lambda - N_{t_k}^\lambda) \leq n^c$ in (40) is the case when capacity is not exceeded, under which no capping is performed. If the capacity is exceeded for some direct flights, then the residual capacities are allocated optimally to maximize the

⁹In the implementation, we actually uses $\lambda_{t_k,j} = \min((1 - \delta)\lambda_{0,j} e^{\epsilon_{0,j}}, \max(c_{t_k,j}, \delta\lambda_{0,j} e^{\epsilon_{0,j}}))$ in order to ensure that $0 < \lambda_{t_k,j} < \lambda_{0,j} e^{\epsilon_{0,j}}$, where $\delta = 10^{-5}$.

revenue in the period $[t_k, t_{k+1}]$. This suggests that when tickets are about to be sold out, the remaining seats will be allocated to those itineraries that generate more revenue.

5.2.2 Numerical Results

We consider a particular case of problem (37) in which the flight network has 3 nodes, $\{1, 2, 3\}$, two direct flights $\{1 \rightarrow 2, 2 \rightarrow 3\}$, and three itineraries $\{1 \rightarrow 2, 2 \rightarrow 3, 1 \rightarrow 2 \rightarrow 3\}$. Suppose the capacities of the direct flights are $n^c = (n_{1 \rightarrow 2}^c, n_{2 \rightarrow 3}^c)' = (300, 200)'$. Suppose $p_0 = (p_{0,j}) = (220, 250, 400)'$, $\epsilon_0 = (\epsilon_{0,j}) = (1.0, 1.2, 1.1)'$ and $\lambda_0 = (\lambda_{0,j}) = (300, 300, 300)'$. Let $T = 1$ and $n_T = 6$. The state variables are the residual capacity $R = (R_{1 \rightarrow 2}, R_{2 \rightarrow 3})' = n^c - AN^c$, where the matrix A is given in (35). We use linear functions of the state variables as the basis functions for the controls $c = (c_{1 \rightarrow 2}, c_{2 \rightarrow 3}, c_{1 \rightarrow 2 \rightarrow 3})'$, i.e., the basis functions are

$$\begin{aligned} \phi_{1,1 \rightarrow 2}(R) &= (1, 0, 0)', & \phi_{1,2 \rightarrow 3}(R) &= (0, 1, 0)', & \phi_{1,1 \rightarrow 2 \rightarrow 3}(R) &= (0, 0, 1)', \\ \phi_{2,1 \rightarrow 2}(R) &= (R_{1 \rightarrow 2}, 0, 0)', & \phi_{2,2 \rightarrow 3}(R) &= (0, R_{2 \rightarrow 3}, 0)', & \phi_{2,1 \rightarrow 2 \rightarrow 3}(R) &= (0, 0, R_{1 \rightarrow 2})', \\ \phi_{3,1 \rightarrow 2}(R) &= (R_{2 \rightarrow 3}, 0, 0)', & \phi_{3,2 \rightarrow 3}(R) &= (0, R_{2 \rightarrow 3}, 0)', & \phi_{3,1 \rightarrow 2 \rightarrow 3}(R) &= (0, 0, R_{2 \rightarrow 3})'. \end{aligned}$$

We denote the control parameter at period t as $\theta_t = (\theta_{t,k,l})_{k=1,2,3,l \in \{1 \rightarrow 2, 2 \rightarrow 3, 1 \rightarrow 2 \rightarrow 3\}}$. Then, the control c_t is

$$c_t = \sum_{k=1}^3 \sum_{l \in \{1 \rightarrow 2, 2 \rightarrow 3, 1 \rightarrow 2 \rightarrow 3\}} \theta_{t,k,l} \phi_{k,l}(R_t).$$

We then apply the EM-C algorithm to the problem. We use $N = 10,000$ sample paths in the simulation and use $m = 2,000$ iterations in the SA algorithm. The initial control parameters c_0^0 and θ_t^0 are set to be $c_0^0 = (100, 100, 100)'$ and $\theta_{t,1,l}^0 = 100, \theta_{t,2,l}^0 = \theta_{t,3,l}^0 = 0, \forall l, \forall t$.

Figure 3 shows the objective function values of the EM-C algorithm over 6 iterations. The EM-C algorithm converged after 5 iterations. It appears that the (rigorous) EM-C algorithm yields a much higher revenue than that from the two heuristic algorithms MTO and MTS. Table 2 compares the distributions of revenues obtained by the EM-C algorithm, MTO, and MTS, respectively, using $N = 10,000$

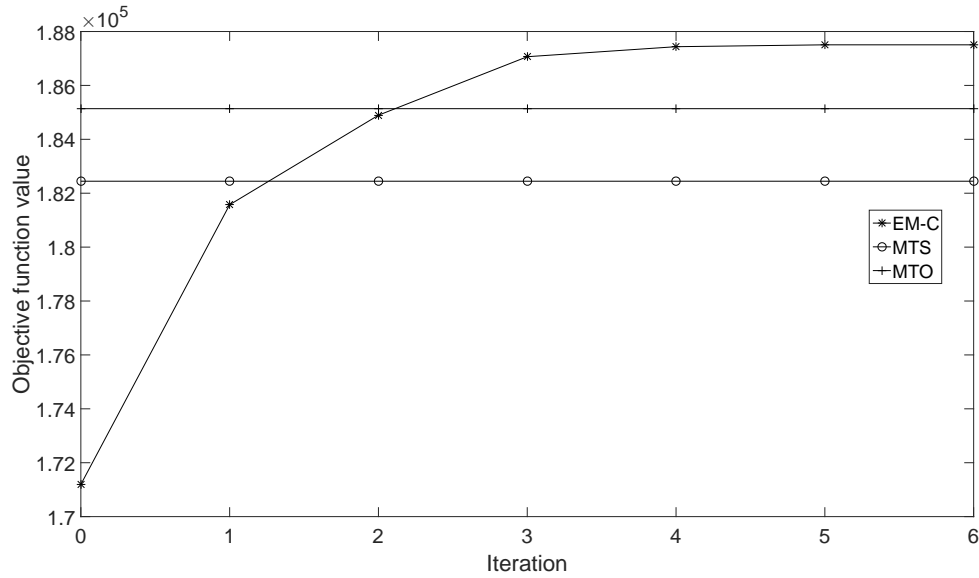


Figure 3: Objective function values of two heuristic methods, MTO and MTS, and the (rigorous) EM-C algorithm. The EM-C algorithm converged after 5 iterations. It uses $N = 10,000$ sample paths in the simulation and $m = 2,000$ iterations in the SA algorithm. It takes 1.3 hours for each iteration under a Matlab program. The bottleneck of the program is the iteration of the SA algorithm that need to be implemented by “for loops” in Matlab, which is known to be slow. The computation time can be greatly reduced if the algorithm is implemented by a compiled language such as C/C++. The optimal revenue obtained by the EM-C algorithm is 187292.9 (with standard error 54.7). The standard error is equal to the sample standard deviation of the N samples on the right-hand side of (24) divided by \sqrt{N} .

sample paths in the simulation. The distribution of the total revenue under the EM-C algorithm has higher mean, higher skewness, smaller kurtosis, and higher quantile (at 1%, 5%, 95%, 99% level) than that under the MTO and MTS. Table 2 also compares the revenues at the 3rd period and the 6th period obtained by the EM-C algorithm, MTO, and MTS, respectively. At the 3rd period, the EM-C algorithm performs similarly to MTO and MTS; however, at the 6th period, the EM-C algorithm performs better than the other two in terms of mean and standard error.

The total revenue generated by the EM-C method is 187,292.9 with standard error 54.7; while the two standard heuristic methods (MTO and MTS) give 185,090.2 and 182,433.5 with standard error 58.2 and 59.0 respectively. Thus, the EM-C method leads to an expected revenue increase of 1.2% and 2.7%, respectively. This is a very significant improvement, in view of the tight margin of airlines with large revenue and small profits.¹⁰

Figure 4 compares the histogram of the total revenue obtained under the EM-C algorithm, MTO, and MTS; the EM-C algorithm achieves a better right tail distribution than the other two policies.

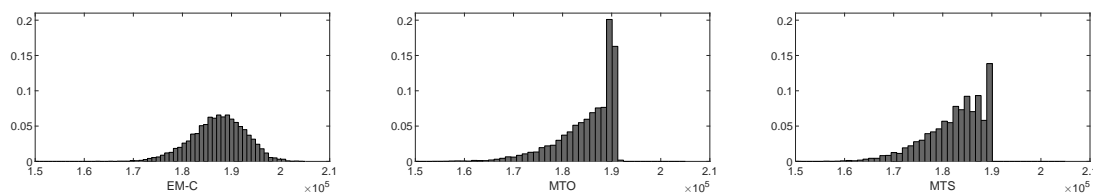


Figure 4: Multi-product monopoly pricing: comparing the histograms of total revenue obtained by EM-C algorithm (left), MTO (middle), and MTS (right). The histograms are based on 10,000 sample path of simulations.

Figure 5 compares the ticket pricing functions at the beginning of the 3rd period (i.e., at time $t_2 = 1/3$) and the beginning of the 6th period (i.e., at time $t_5 = 5/6$) under the EM-C algorithm with those under MTO/MTS, which are constant prices that do not change with the residual flight capacities. The prices under the MTO and those under the MTS are the same, although the two algorithms adopt different

¹⁰For example, in 2015 Singapore Airlines had the revenue of \$15,228 million, but the profit was \$801 million, which was only 5.26% of the revenue. If the dynamic pricing of tickets can increase the revenue by 1% without incurring additional cost, then it would lead to a significant increase in profit.

	total revenue			revenue at 3rd period			revenue at 6th period		
	EM-C	MTO	MTS	EM-C	MTO	MTS	EM-C	MTO	MTS
mean	187292.9	185090.2	182433.5	31528.0	31669.5	30815.0	30199.0	26641.0	24655.8
stderr	54.7	58.2	59.0	41.7	42.4	41.7	37.6	61.3	56.0
skewness	-0.31	-1.42	-0.99	0.16	0.15	0.18	-0.30	-0.74	-0.31
kurtosis	3.12	5.05	3.75	2.96	3.06	2.99	3.02	3.89	2.97
1% quantile	173321.7	166656.9	165253.7	22433.5	22389.7	21956.9	20804.8	8437.2	10390.9
5% quantile	177686.2	173154.8	170998.6	24893.0	24884.1	24174.8	23695.9	15162.5	14674.2
95% quantile	195699.0	190570.7	189292.2	38556.0	38833.6	37934.1	36028.7	35306.6	33237.3
99% quantile	198886.7	190958.9	189292.2	41559.2	41917.8	41113.9	37924.7	38364.4	36544.1

Table 2: Multi-product monopoly pricing: comparing the distributions of revenues obtained by the EM-C algorithm, MTO, and MTS respectively, using $N = 10,000$ sample paths in the simulation. “Std. error” indicates the standard error of the mean estimate. The distribution of the total revenue under the EM-C algorithm has higher mean, higher skewness, smaller kurtosis, and higher quantile than that under the MTO and MTS. At the 3rd period, the EM-C algorithm performs similarly to MTO and MTS; however, at the 6th period, the EM-C algorithm performs better than the other two in terms of mean and standard error.

policies to allocate residual capacities of direct flights to itineraries. Comparing the ticket pricing functions at the beginning of the 3rd period with those at the beginning of the 6th period, we can see that the prices at the beginning of the 6th period under the EM-C algorithm are more sensitive with respect to the residual capacities than those at the beginning of the 3rd period; this is reasonable as the optimal ticket prices should be more dependent on the residual capacity, to maximize revenue when the time left for the sale of the tickets is only one period.

6 Application 2: Real Business Cycle

In this section, we apply the EM-C algorithm to study the problem of real business cycle (see e.g., [Kydland and Prescott \(1982\)](#), [Long Jr. and Plosser \(1983\)](#), [Hansen \(1985\)](#), and [Christiano \(1990\)](#)). In the literature this is typically studied assuming infinite time horizon, under which a stationary solution can be computed. In particular, a log-linear linear-quadratic (LQ) approximation is used to approximate the objective function, which transforms the problem to a well-studied linear-quadratic programming problem. However, by using the EM-C algorithm, we show that there are very significant differences between the finite time horizon and infinite time horizon prob-

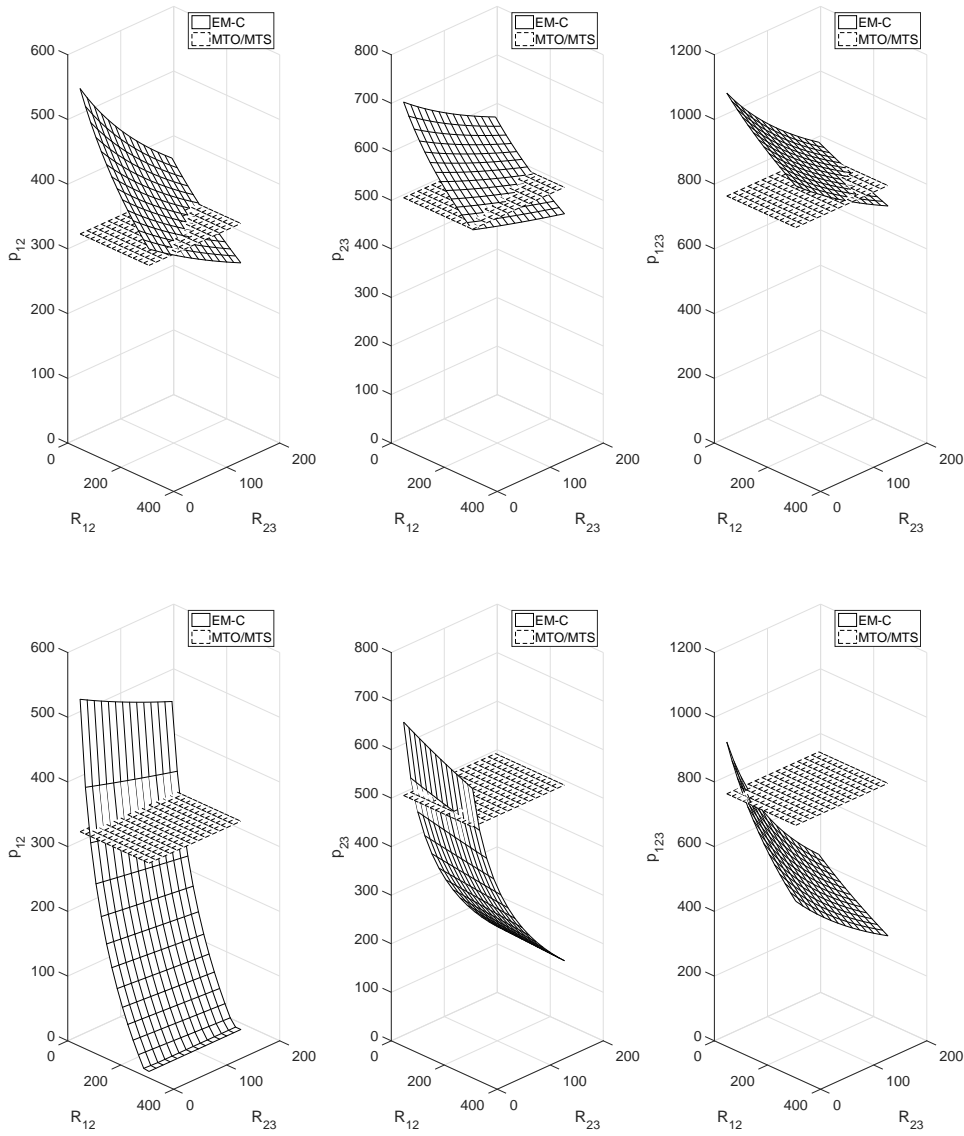


Figure 5: Multi-product monopoly pricing: the airline ticket prices as functions of the residual capacities obtained under the EM-C algorithm and those under MTO/MTS. The first row plots the prices at the beginning of the 3rd period (i.e., at time $t_2 = 1/3$), and the second row plots the prices at the beginning of the 6th period (i.e., at time $t_5 = 5/6$). The prices under the MTO and those under the MTS are the same, although the two algorithms adopt different policies to allocate residual capacities of direct flights to itineraries. R_{12} and R_{23} denote the residual capacities of the direct flight $1 \rightarrow 2$ and $2 \rightarrow 3$ respectively. p_{12} , p_{23} , and p_{123} denote the airline ticket prices for the itinerary $1 \rightarrow 2$, $2 \rightarrow 3$, and $1 \rightarrow 2 \rightarrow 3$ respectively.

lem. Indeed, the policies used for the infinite horizon problem can be very different from those for the finite time horizon problem, even if we take a 10-year time horizon; and our algorithm yields much higher expected utility and more sensible control policy than the log-linear LQ method in the finite time horizon problem.

6.1 The Model

The standard infinite horizon problem in the literature is as follows

$$\begin{aligned} \max_{g_t} \quad & E_0 \left[\sum_{t=0}^{\infty} \beta^t u(k_t, k_{t-1}, x_t) \right] = E_0 \left[\sum_{t=0}^{\infty} \beta^t \frac{g_t^{1-\tau}}{1-\tau} \right] \\ \text{s.t.} \quad & x_{t+1} = \rho x_t + \epsilon_{t+1}, t \geq 0, \\ & k_t = \exp(x_t) k_{t-1}^\gamma - g_t + (1-\delta) k_{t-1}, t \geq 0, \\ & g_t \in [0, \exp(x_t) k_{t-1}^\gamma + (1-\delta) k_{t-1}], t \geq 0, \end{aligned} \tag{41}$$

where (k_{-1}, x_0) is given as the initial state at period $t = 0$; x_t is the technology innovation level at period t , which evolves following a time-series AR(1) model; $\exp(x_t) k_{t-1}^\gamma$ is the total production at period t ; g_t is the consumption at period t ; k_t is the end-of-period- t capital, which depends on the depreciation rate of capital δ ; $\tau \in (0, 1)$ is the risk preference parameter. The logarithmic preference can be considered as the limiting case when $\tau \rightarrow 1-$. The state of the model at period t is $s_t = (k_{t-1}, x_t)$.

The main idea of log-linear LQ approximation is to approximate the objective function with linear or quadratic functions, so that the approximated problem fits into the linear quadratic programming framework, which is analytically tractable. Let $\tilde{k}_t = \log(k_t)$. The log-linear LQ approximation approach applies a second-order Taylor series expansion to $\tilde{u}(\tilde{k}_t, \tilde{k}_{t-1}, x_t) := u(\exp(\tilde{k}_t), \exp(\tilde{k}_{t-1}), x_t)$ with respect to $(\tilde{k}_t, \tilde{k}_{t-1}, x_t)$ about $(\log k^*, \log k^*, x^*)$, where k^* and x^* are the steady-state values of k_t and x_t of the non-stochastic version of (41) obtained by setting $\epsilon_t = 0$ for all t . More precisely, the log-linear LQ approximation policy to the infinite horizon problem (41) is given by [Christiano \(1990, Eq. \(2.19\)\)](#)

$$k_t = (k^*)^{(1-\lambda)} \exp \left[\frac{q}{k^*} \frac{\lambda}{1-\beta\rho\lambda} x_t \right] k_{t-1}^\lambda, t \geq 0, \text{ where}$$

$$x^* = 0, k^* = \left\{ \frac{\beta\gamma \exp(x^*)}{1 - (1 - \delta)\beta} \right\}^{\frac{1}{1-\gamma}}, \phi = 1 + \frac{1}{\beta} + \frac{(1 - \gamma)[1 - (1 - \delta)\beta]}{\tau} \frac{c^*}{k^*}, \quad (42)$$

$$\frac{c^*}{k^*} = \frac{\beta^{-1} - 1 + \delta(1 - \gamma)}{\gamma}, q = \beta \left\{ (1 - \rho) \left(\frac{c^*}{k^*} + \delta \right) + \frac{\rho\beta}{\tau} (\beta^{-1} - 1 + \delta) \frac{c^*}{k^*} \right\} k^*,$$

λ is the unique solution such that $\lambda^2 - \phi\lambda + \frac{1}{\beta} = 0$ and $|\lambda| \leq 1$.

Now consider, instead, a new problem of the finite horizon version as follows

$$\max_{c_t, 0 \leq t \leq T-1} E_0 \left[\sum_{t=0}^T \beta^t u(k_t, k_{t-1}, x_t) \right] = E_0 \left[\sum_{t=0}^T \beta^t \frac{g_t^{1-\tau}}{1-\tau} \right] \quad (43)$$

$$\text{s.t. } x_{t+1} = \rho x_t + \epsilon_{t+1}, 0 \leq t \leq T-1,$$

$$k_t = \exp(x_t) k_{t-1}^\gamma - g_t + (1 - \delta)k_{t-1}, 0 \leq t \leq T-1,$$

$$g_t = \frac{1}{1 + \exp(c_t)} [\exp(x_t) k_{t-1}^\gamma + (1 - \delta)k_{t-1}], 0 \leq t \leq T-1, \quad (44)$$

$$g_T = \exp(x_T) k_{T-1}^\gamma + (1 - \delta)k_{T-1}, \quad (45)$$

$$c_t \in \mathbb{R}, 0 \leq t \leq T-1,$$

where (44) is used to impose the constraint $0 < g_t < \exp(x_t) k_{t-1}^\gamma + (1 - \delta)k_{t-1}$ for $t = 0, \dots, T-1$; (45) means that the available capital at period T is all consumed at period T . Hence, in terms of the notation of problem (4), the last period utility of problem (43) is given by

$$u_T(s_T, s_{T-1}, c_{T-1}) = \beta^{T-1} \frac{g_{T-1}^{1-\tau}}{1-\tau} + \beta^T \frac{g_T^{1-\tau}}{1-\tau}, \text{ where } g_T \text{ is given by (45).}$$

We shall solve this finite time horizon problem by using the EM-C algorithm.

6.2 Numerical Results

Suppose the problem parameters are $\beta = 0.98$, $\gamma = 0.33$, $\tau = 0.5$, $\delta = 0.025$, $\rho = 0.95$, and $\epsilon_t \stackrel{d}{\sim} N(0, \sigma_e^2)$ with $\sigma_e = 0.1$. The initial state is $s_0 = (k_{-1}, x_0) = (k^*, 0)$, where k^* is given in (42). The control c_t is specified as

$$c_t = \sum_{i=1}^4 \theta_{t,i} \phi_i(k_{t-1}, x_t),$$

where $\{\phi_i, i = 1, 2, 3, 4\}$ are the basis functions defined as

$$\phi_1(k_{t-1}, x_t) = 1, \phi_2(k_{t-1}, x_t) = k_{t-1}, \phi_3(k_{t-1}, x_t) = \exp(x_t), \phi_4(k_{t-1}, x_t) = k_{t-1}^\gamma.$$

In the EM-C algorithm, we initialize $c_0^0 = 0$ and $\theta_t^0 = 0$ for all t . We use $N = 10,000$ sample paths in the simulation and use $m = 2,000$ iterations in the SA algorithm.

We first solve the problem (43) for the case of 6 years, i.e. $T = 6$. In Figure 6, cumulative expected utility of EM-C optimal control and that of the log-linear LQ approximation are illustrated, based on simulation of $N = 10,000$ sample paths. The EM-C algorithm converges after 3 iterations. It takes about 18 minutes to finish each iteration. The optimal utility obtained by the EM-C algorithm is 28.53 (with standard error 0.008). The standard error is equal to the sample standard deviation of the N samples on the right-hand side of (24) divided by \sqrt{N} .

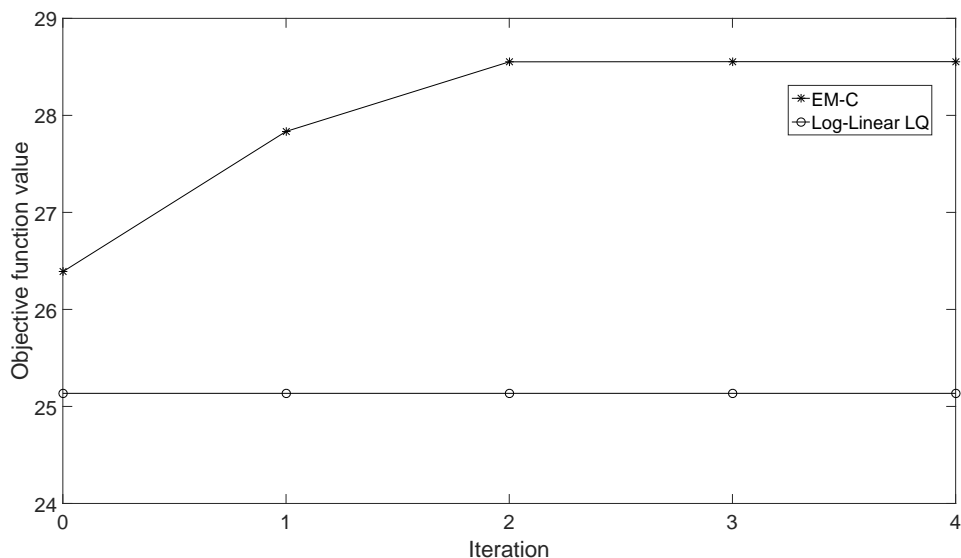


Figure 6: Real business cycle: the comparison of the utility value obtained by the EM-C algorithm and that by the log-linear LQ approximation for the problem (43) with $T = 6$. The EM-C algorithm converges after 3 iterations. It takes about 18 minutes to finish each iteration. The optimal utility obtained by the EM-C algorithm is 28.53 (with standard error 0.008). The standard error is equal to the sample standard deviation of the N samples on the right-hand side of (24) divided by \sqrt{N} .

Figure 7 compares the optimal consumption g_t as a function of the state (k_{t-1}, x_t)

under the EM-C control for the finite time horizon problem (43) and that under the log-linear LQ approach for the infinite time horizon problem. It is clear from the figure that optimal consumption at period $t = 5$ under the EM-C algorithm is much more sensitive to k_{t-1} than that obtained by the log-linear LQ approach.

We then solve the problem (43) for the case of 10 years, i.e., $T = 10$. In Figure 8, cumulative expected utility of EM-C optimal controls and that of the log-linear LQ approximation are illustrated, based on simulation of $N = 10,000$ sample paths. The EM-C algorithm converges after 3 iterations. It takes about 30 minutes to finish each iteration. The optimal utility obtained by the EM-C algorithm is 38.04 (with standard error 0.016). The standard error is equal to the sample standard deviation of the N samples on the right-hand side of (24) divided by \sqrt{N} .

Figure 9 compares the optimal consumption (control policy) g_t as a function of the state (k_{t-1}, x_t) under the EM-C control for the problem (43) with $T = 10$ and that under the log-linear LQ approach for the infinite time horizon problem. It is clear from the figure that optimal consumption at period $t = 9$ under the EM-C algorithm is much more sensitive to k_{t-1} than that obtained by the log-linear LQ approach.

Appendix A A Simple Derivation

We will show that (9) is equivalent to (10). In fact, by (7), (9) is equivalent to

$$\begin{aligned}
& E_0 \left[\sum_{j=0}^{t-1} u_{j+1}(s_{j+1}, s_j, c_j) \right. \\
& \quad \left. + \sum_{j=t}^{T-1} u_{j+1}(s_{j+1}, s_j, c_j) \Big| c_0^{k-1}, \theta_1^{k-1}, \dots, \theta_{t-1}^{k-1}, \theta_t^k, \theta_{t+1}^k, \dots, \theta_{T-1}^k \right] \\
& \geq E_0 \left[\sum_{j=0}^{t-1} u_{j+1}(s_{j+1}, s_j, c_j) \right. \\
& \quad \left. + \sum_{j=t}^{T-1} u_{j+1}(s_{j+1}, s_j, c_j) \Big| c_0^{k-1}, \theta_1^{k-1}, \dots, \theta_{t-1}^{k-1}, \theta_t^{k-1}, \theta_{t+1}^k, \dots, \theta_{T-1}^k \right].
\end{aligned} \tag{46}$$

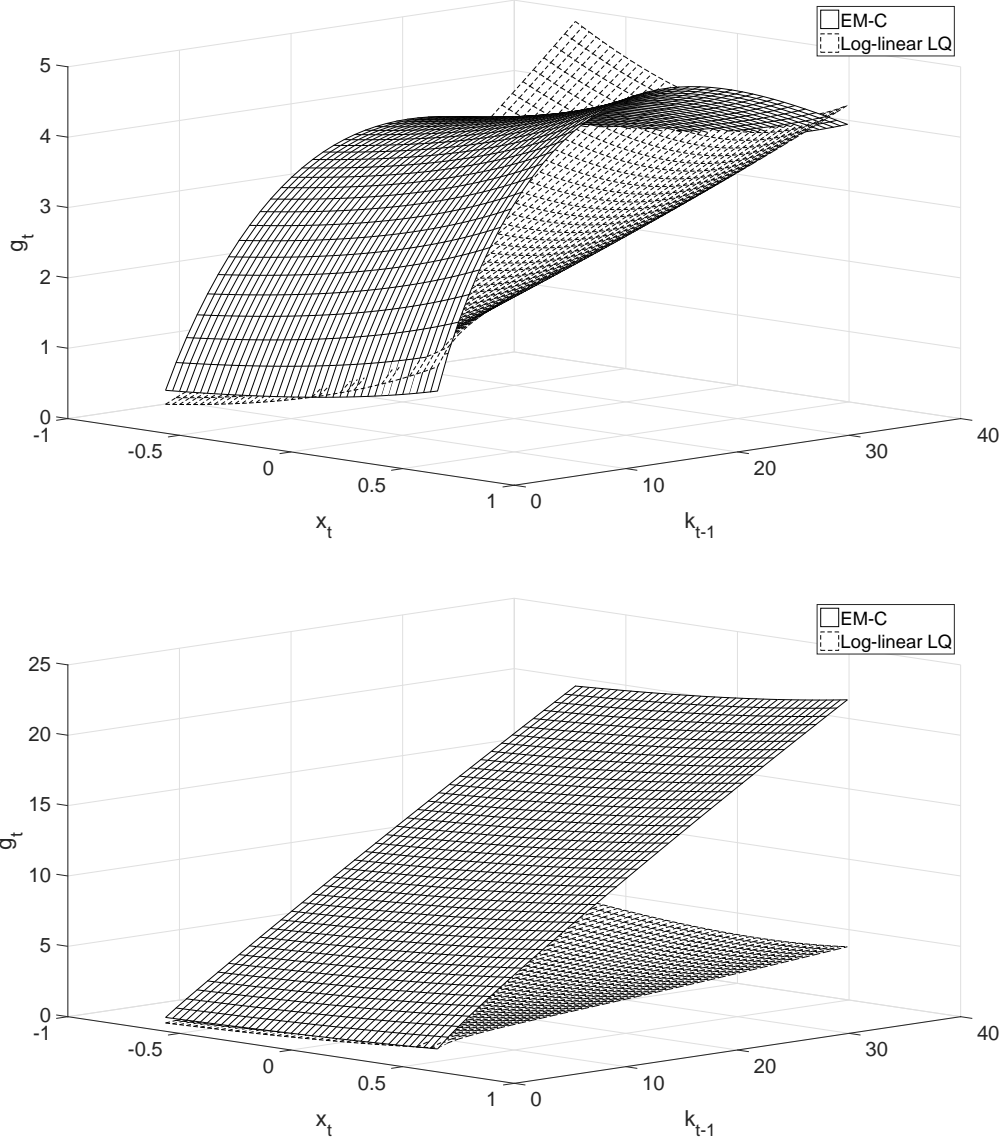


Figure 7: Real business cycle problem: the comparison of the optimal consumption (control policy) g_t as a function of the state (k_{t-1}, x_t) under the EM-C control for the finite time horizon problem (43) with $T = 6$ and that under the log-linear LQ approach for the infinite time horizon problem. The top figure plots g_t for $t = 2$, and the bottom one plots g_t for $t = 5$, which is the second to the last period.

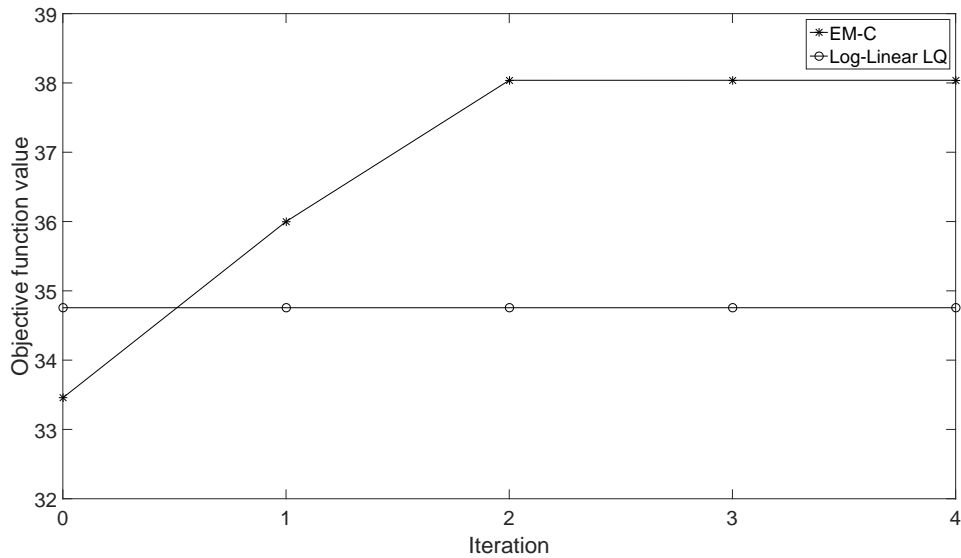


Figure 8: Real business cycle: the comparison of the utility value obtained by the EM-C algorithm and that by the log-linear LQ approximation for the problem (43) with $T = 10$. The EM-C algorithm converges after 3 iterations. It takes about 30 minutes to finish each iteration. The optimal utility obtained by the EM-C algorithm is 38.04 (with standard error 0.016). The standard error is equal to the sample standard deviation of the N samples on the right-hand side of (24) divided by \sqrt{N} .

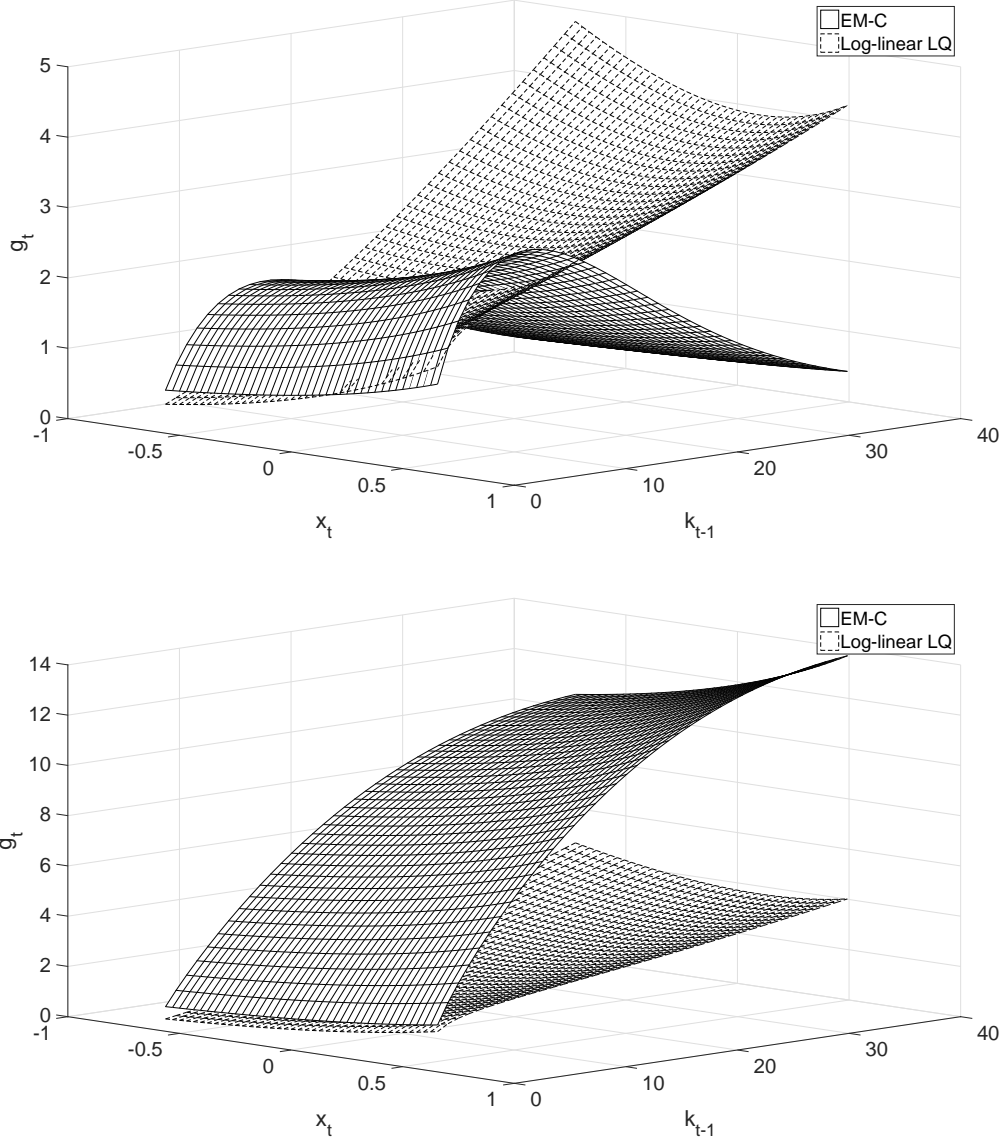


Figure 9: Real business cycle problem: the comparison of the optimal consumption g_t as a function of the state (k_{t-1}, x_t) under the EM-C control for the problem (43) with $T = 10$ and that under the log-linear LQ approach for the infinite time horizon problem. The top figure plots g_t for $t = 2$, and the bottom one plots g_t for $t = 9$, which is the second to the last period.

By (2) and (3), $\sum_{j=0}^{t-1} u_{j+1}(s_{j+1}, s_j, c_j)$ depends on the control parameters $(c_0, \theta_1, \dots, \theta_{t-1})$ but not on the control parameter $(\theta_t, \dots, \theta_{T-1})$. Therefore, we have

$$\begin{aligned} & E_0 \left[\sum_{j=0}^{t-1} u_{j+1}(s_{j+1}, s_j, c_j) \left| c_0^{k-1}, \theta_1^{k-1}, \dots, \theta_{t-1}^{k-1}, \theta_t^k, \theta_{t+1}^k, \dots, \theta_{T-1}^k \right. \right] \\ &= E_0 \left[\sum_{j=0}^{t-1} u_{j+1}(s_{j+1}, s_j, c_j) \left| c_0^{k-1}, \theta_1^{k-1}, \dots, \theta_{t-1}^{k-1}, \theta_t^{k-1}, \theta_{t+1}^k, \dots, \theta_{T-1}^k \right. \right], \end{aligned}$$

which implies that (46) is equivalent to (10).

Appendix B Proof of Theorems

B.1 Proof of Theorem 1

Proof. In the EM-C algorithm, the iterations satisfy (9) and (11). Therefore, we have

$$\begin{aligned} & U(c_0^{k-1}, \theta_1^{k-1}, \theta_2^{k-1}, \dots, \theta_{T-3}^{k-1}, \theta_{T-2}^{k-1}, \theta_{T-1}^{k-1}) \\ &\leq U(c_0^{k-1}, \theta_1^{k-1}, \theta_2^{k-1}, \dots, \theta_{T-3}^{k-1}, \theta_{T-2}^{k-1}, \theta_{T-1}^k) \\ &\leq U(c_0^{k-1}, \theta_1^{k-1}, \theta_2^{k-1}, \dots, \theta_{T-3}^{k-1}, \theta_{T-2}^k, \theta_{T-1}^k) \\ &\leq \dots \\ &\leq U(c_0^{k-1}, \theta_1^k, \theta_2^k, \dots, \theta_{T-3}^k, \theta_{T-2}^k, \theta_{T-1}^k) \\ &\leq U(c_0^k, \theta_1^k, \theta_2^k, \dots, \theta_{T-3}^k, \theta_{T-2}^k, \theta_{T-1}^k), \end{aligned}$$

from which the proof is completed. \square

B.2 Proof of Theorem 2

Proof. We first recall the following definition in Wu (1983): A point-to-set map ρ on X is said to be closed at x , if $x^k \rightarrow x$, $x^k \in X$, $y^k \rightarrow y$, and $y^k \in \rho(x^k)$ imply $y \in \rho(x)$. We also recall the following global convergence theorem (Zangwill (1969, p. 91)): Let the sequence $\{x^k\}_{k=0}^\infty$ be generated by $x^k \in M(x^{k-1})$, where M is a point-to-set map on X . Let a solution set $\Gamma \subset X$ be given, and suppose that: (i) all points x^k are contained in a compact set $S \subset X$; (ii) M is closed over the complement of Γ ; (iii) there is a continuous function α on X such that (a) if $x \notin \Gamma$, $\alpha(y) > \alpha(x)$ for all

$y \in M(x)$, and (b) if $x \in \Gamma$, $\alpha(y) \geq \alpha(x)$ for all $y \in M(x)$. Then all the limit points of x^k are in the solution set Γ and $\alpha(x^k)$ converges monotonically to $\alpha(x^*)$ for some $x^* \in \Gamma$.

We now prove part (1) of the theorem. First, we show that M is a closed point-to-set map on \mathbb{R}^n . Suppose

$$a^k = (a_0^k, a_1^k, \dots, a_{T-1}^k) \rightarrow \bar{a} = (\bar{a}_0, \bar{a}_1, \dots, \bar{a}_{T-1}), \text{ as } k \rightarrow \infty.$$

Suppose $b^k = (b_0^k, b_1^k, \dots, b_{T-1}^k) \in M(a^k)$ and $b^k \rightarrow \bar{b} = (\bar{b}_0, \bar{b}_1, \dots, \bar{b}_{T-1})$ as $k \rightarrow \infty$. We will show that $\bar{b} \in M(\bar{a})$. Since $b^k \in M(a^k)$, it follows that

$$\begin{aligned} U(a_0^k, a_1^k, \dots, a_{T-2}^k, b_{T-1}^k) &\geq U(a_0^k, a_1^k, \dots, a_{T-2}^k, a_{T-1}^k), \forall k \\ U(a_0^k, a_1^k, \dots, a_{t-1}^k, b_t^k, b_{t+1}^k, \dots, b_{T-1}^k) &\geq U(a_0^k, a_1^k, \dots, a_{t-1}^k, a_t^k, b_{t+1}^k, \dots, b_{T-1}^k), \forall t, \forall k \\ U(b_0^k, b_1^k, \dots, b_{T-1}^k) &\geq U(a_0^k, b_1^k, \dots, b_{T-1}^k), \forall k. \end{aligned}$$

Letting $k \rightarrow \infty$ in the above inequalities, we obtain from the continuity of U that

$$\begin{aligned} U(\bar{a}_0, \bar{a}_1, \dots, \bar{a}_{T-2}, \bar{b}_{T-1}) &\geq U(\bar{a}_0, \bar{a}_1, \dots, \bar{a}_{T-2}, \bar{a}_{T-1}), \forall k \\ U(\bar{a}_0, \bar{a}_1, \dots, \bar{a}_{t-1}, \bar{b}_t, \bar{b}_{t+1}, \dots, \bar{b}_{T-1}) &\geq U(\bar{a}_0, \bar{a}_1, \dots, \bar{a}_{t-1}, \bar{a}_t, \bar{b}_{t+1}, \dots, \bar{b}_{T-1}), \forall t, \forall k \\ U(\bar{b}_0, \bar{b}_1, \dots, \bar{b}_{T-1}) &\geq U(\bar{a}_0, \bar{b}_1, \dots, \bar{b}_{T-1}), \forall k, \end{aligned}$$

which implies that $\bar{b} \in M(\bar{a})$. Hence, M is a closed point-to-set map on \mathbb{R}^n .

Second, we will verify that the conditions of the global convergence theorem cited above hold. Let $\alpha(x)$ be $U(x)$ and the solution set Γ to be \mathcal{S} or \mathcal{M} . Then, condition (i) follows from (15) and (14). Condition (ii) has been approved above. Condition (iii) (a) follows from (20). Condition (iii) (b) follows from (14). Hence, the conclusion of part (1) of the theorem follows from the global convergence theorem.

We move to prove part (2) of the theorem. To prove part (2), we only need to show that, under the condition of part (2), (20) holds for any $x^{k-1} \notin \mathcal{S}$. For any such x^{k-1} , it follows from the definition of the set \mathcal{S} that $\frac{\partial U(x^{k-1})}{\partial x^{k-1}} \neq 0$. Suppose $x^k = x^{k-1}$. Then, for each $j = T-1, T-2, \dots, 1, 0$, x_j^{k-1} maximizes the function $H_j(y) := U(x_0^{k-1}, x_1^{k-1}, \dots, x_{j-1}^{k-1}, y, x_{j+1}^{k-1}, \dots, x_{T-1}^{k-1})$, which implies that $\frac{\partial U(x^{k-1})}{\partial x_j^{k-1}} = 0$ for all j , which contradicts to that $\frac{\partial U(x^{k-1})}{\partial x^{k-1}} \neq 0$. Hence, $x^k \neq x^{k-1}$. Let i_0 be the largest index $j \in \{0, 1, \dots, T-1\}$ such that $x_j^k \neq x_j^{k-1}$. Then, by the specification of the algorithm,

$x_{i_0}^k$ maximizes the function $H_{i_0}(y) := U(x_0^{k-1}, x_1^{k-1}, \dots, x_{i_0-1}^{k-1}, y, x_{i_0+1}^{k-1}, \dots, x_{T-1}^{k-1})$ but $x_{i_0}^{k-1}$ does not. Hence,

$$H_{i_0}(x_{i_0}^k) > H_{i_0}(x_{i_0}^{k-1}) = U(x^{k-1}),$$

which implies that

$$U(x^k) \geq H_{i_0}(x_{i_0}^k) > U(x^{k-1}).$$

Hence, (20) holds for any $x^{k-1} \notin \mathcal{S}$ for the EM-C algorithm. Then, the conclusion of part (2) follows from part (1) of the theorem, which has been proved. \square

B.3 Proof of Theorem 3

Proof. We first prove part (1). By Theorem 2, all the limit points of $\{x^k\}_{k \geq 0}$ are in $\mathcal{S}(U^*) = \{x^*\}$ (resp. $\mathcal{M}(U^*) = \{x^*\}$). Hence, any converging subsequence of $\{x^k\}_{k \geq 0}$ converges to x^* , which implies that $x^k \rightarrow x^*$ as $k \rightarrow \infty$. Hence, part (1) of the theorem holds. Next we prove part (2). By the condition (15), $\{x^k\}$ is a bounded sequence. By Theorem 28.1 of Ostrowski (1966), the set of limit points of the bounded sequence $\{x^k\}$ with $\|x^{k+1} - x^k\| \rightarrow 0$ as $k \rightarrow \infty$ is compact and connected. In addition, by Theorem 2, all the limit points of $\{x^k\}$ are in $\mathcal{S}(U^*)$ (resp. $\mathcal{M}(U^*)$). Hence, the conclusion of part (2) follows. \square

Appendix C Stochastic Approximation Algorithm for Solving Problems (12) and (13)

By (21) and (23), the problems (12) and (13) have the general form

$$\max_{y \in \Upsilon} E_0 \left[\tilde{f}(y) \right], \quad (47)$$

where $\Upsilon \subset \mathbb{R}^m$, $\tilde{f}(\cdot)$ is defined in (22) and (24), respectively. Let $\{a^k = (a_1^k, \dots, a_m^k)\}_{k=1}^\infty$ and $\{b^k = (b_1^k, \dots, b_m^k)\}_{k=1}^\infty$ be two deterministic vector sequences such that

$$\begin{aligned} a^k &> 0, \quad b^k > 0, \quad \forall k, \\ a^k &\rightarrow 0, \quad b^k \rightarrow 0, \quad \text{as } k \rightarrow \infty, \end{aligned}$$

$$\sum_{k=1}^{\infty} a_i^k = \infty, \quad \sum_{k=1}^{\infty} \frac{(a_i^k)^2}{(b_i^k)^2} < \infty, \quad \text{as } k \rightarrow \infty, \quad \forall i = 1, \dots, m.$$

Let $\delta_i = (0, \dots, 0, 1, 0, \dots, 0)'$ be the i th standard basis of \mathbb{R}^m .

The SA algorithm for solving the problem (47) is then given by

1. Initialize $y^1 \in \mathbb{R}^m$ and $k = 1$.
2. Iterate k until some stopping criteria are met. At the $(k+1)$ th iteration, update y^k to be

$$y_i^{k+1} = y_i^k + a_i^k \left(\frac{\tilde{f}(y^k + c_i^k \delta_i) - \tilde{f}(y^k - c_i^k \delta_i)}{c_i^k} \right), \quad i = 1, \dots, m.$$

To reduce variance in the SA algorithm, at each iteration k , we use the common random numbers for generating the $2m$ random variables $\tilde{f}(y^k + c_i^k \delta_i)$ and $\tilde{f}(y^k - c_i^k \delta_i)$, $i = 1, \dots, m$.

In the numerical examples of this paper, we used the scaled-and-shifted stochastic approximation (SSSA) algorithm in [Broadie, Cicek and Zeevi \(2011\)](#), where the sequence a^k and b^k are chosen as $a^k = k^{-1} \cdot a^0$ and $b^k = k^{-1/4} \cdot b^0$, where a^0 and b^0 are some initial vector, usually chosen to be proportional to the scale of y .

Appendix D The EM-C Algorithm for the General Control Problem (6)

The EM-C algorithm also works for the general control problem (6) in which the utility function may not be time-separable. In such problems, (9) can no longer be simplified to be (10). To make the EM-C algorithm work for such problems, at each t th period of iteration k , one just need to set θ_t^k as a suboptimal (optimal) solution to

$$\max_{\theta_t \in \Theta_t} E_0 \left[u(s_0, c_0, s_1, c_1, \dots, s_{T-1}, c_{T-1}, s_T) \mid c_0^{k-1}, \theta_1^{k-1}, \dots, \theta_{t-1}^{k-1}, \theta_t, \theta_{t+1}^k, \dots, \theta_{T-1}^k \right]. \quad (48)$$

The convergence theorems 1, 2, and 3 also hold for the EM-C algorithm for the general control problem (6).

In the implementation of the EM-C algorithm for the general control problem (6), one needs to solve the subproblem (48), where the objective function is:

$$E_0 \left[u(s_0, c_0, s_1, c_1, \dots, s_{T-1}, c_{T-1}, s_T) \middle| c_0^{k-1}, \theta_1^{k-1}, \dots, \theta_{t-1}^{k-1}, \theta_t, \theta_{t+1}^k, \dots, \theta_{T-1}^k \right] \\ = E_0 \left[\frac{1}{N} \sum_{l=1}^N u(s_0, c_0, s_{1,l}^k, c_{1,l}^k, \dots, s_{t,l}^k, c_{t,l}^k(\theta_t), \dots, s_{T-1,l}^k(\theta_t), c_{T-1,l}^k(\theta_t), s_{T,l}^k(\theta_t)) \right].$$

Then, a SA algorithm can use

$$\tilde{f}(\theta_t) := \frac{1}{N} \sum_{l=1}^N u(s_0, c_0, s_{1,l}^k, c_{1,l}^k, \dots, s_{t,l}^k, c_{t,l}^k(\theta_t), \dots, s_{T-1,l}^k(\theta_t), c_{T-1,l}^k(\theta_t), s_{T,l}^k(\theta_t))$$

as an approximation to the objective function when solving the subproblem (48).

References

- Bertsekas, D. (1999). *Nonlinear Programming*, 2 edn, Athena Scientific, Belmont, Massachusetts.
- Bertsekas, D. P. (2012). *Dynamic Programming and Optimal Control: Approximate Dynamic Programming*, Vol. II, 4 edn, Athena Scientific, Belmont, Massachusetts.
- Bouchard, B. and Touzi, N. (2004). Discrete time approximation and Monte Carlo simulation for backward stochastic differential equations, *Stochastic Processes and their Applications* **111**(2): 175–206.
- Broadie, M., Cicek, D. and Zeevi, A. (2011). General bounds and finite-time improvement for the Kiefer-Wolfowitz stochastic approximation algorithm, *Operations research* **59**(5): 1211–1224.
- Broadie, M. and Glasserman, P. (1997). Pricing American-style securities using simulation, *Journal of Economic Dynamics and Control* **21**(8-9): 1323–1352.
- Broadie, M. and Glasserman, P. (2004). A stochastic mesh method for pricing high dimensional American options, *Journal of Computational Finance* **7**(4): 35–72.
- Brown, D. B. and Haugh, M. B. (2014). Information relaxation bounds for infinite

- horizon markov decision processes, *Working paper*, Duke University and Columbia University.
- Brown, D. B. and Smith, J. (2014). Information relaxations, duality, and convex stochastic dynamic programs, *Operations Research* **62**(6): 1394–1415.
- Brown, D. B., Smith, J. E. and Sun, P. (2010). Information relaxations and duality in stochastic dynamic programs, *Operations Research* **58**(4): 785–801.
- Chang, I., Fu, M., Hu, J. and Marcus, S. (2007). *Simulation-based Algorithms for Markov Decision Processes*, Springer Verlag London Limited.
- Christiano, L. (1990). Linear-quadratic approximation and value-function iteration: a comparison, *Journal of Business & Economic Statistics* **8**(1): 99–113.
- Crisan, D., Manolarakis, K. and Touzi, N. (2010). On the Monte Carlo simulation of BSDEs: An improvement on the Malliavin weights, *Stochastic Processes and their Applications* **120**(7): 1133–1158.
- Dempster, A., Laird, N. and Rubin, D. (1977). Maximum likelihood from incomplete data via the EM algorithm, *Journal of the Royal Statistical Society, Series B* **39**(1): 1–38.
- Fahim, A., Touzi, N. and Warin, N. (2011). A probabilistic numerical method for fully nonlinear parabolic PDEs, *The Annals of Applied Probability* **21**(4): 1322–1364.
- Flemming, W. H. and Soner, H. M. (2005). *Controlled Markov Processes and Viscosity Solutions*, 2 edn, Springer-Verlag.
- Gallego, G. and Van Ryzin, G. (1994). Optimal dynamic pricing of inventories with stochastic demand over finite horizons, *Management science* **40**(8): 999–1020.
- Gallego, G. and Van Ryzin, G. (1997). A multiproduct dynamic pricing problem and its applications to network yield management, *Operations Research* **45**(1): 24–41.
- Glasserman, P. (2004). *Monte Carlo Methods in Financial Engineering*, Springer.
- Gosavi, A. (2015). *Simulation-based Optimization*, 2nd edn, Springer.

- Gu, M. G. and Li, S. (1998). A stochastic approximation algorithm for maximum-likelihood estimation with incomplete data, *Canadian Journal of Statistics* **26**(4): 567–582.
- Guo, W., Zhang, J. and Zhuo, J. (2012). A monotone scheme for high dimensional fully nonlinear PDEs, *Annals of Applied Probability*, forthcoming.
- Hansen, G. D. (1985). Indivisible labor and the business cycle, *Journal of monetary Economics* **16**(3): 309–327.
- Hansen, L. P. and Sargent, T. J. (2013). *Recursive Models of Dynamic Linear Economies*, Princeton University Press.
- Judd, K. L. (1998). *Numerical Methods in Economics*, MIT Press, Cambridge, MA.
- Kharroubi, I., Langrené, N. and Pham, H. (2013a). Discrete time approximation of fully nonlinear HJB equations via BSDEs with nonpositive jumps, Preprint.
- Kharroubi, I., Langrené, N. and Pham, H. (2013b). A numerical algorithm for fully nonlinear HJB equations: an approach by control randomization, Preprint.
- Kiefer, J. and Wolfowitz, J. (1952). Stochastic estimation of the maximum of a regression function, *Annals of Mathematical Statistics* **23**(3): 462–466.
- Kushner, H. J. and Dupuis, P. (2001). *Numerical Methods for Stochastic Control Problems in Continuous Time*, 2 edn, Springer-Verlag, New York.
- Kushner, H. J. and Yin, G. G. (2003). *Stochastic Approximation and Recursive Algorithms and Applications*, Springer-Verlag, New York.
- Kydland, F. E. and Prescott, E. C. (1982). Time to build and aggregate fluctuations, *Econometrica* **50**(6): 1345–1370.
- Lai, T. L. (2003). Stochastic approximation, *Annals of Statistics* **31**(2): 391–406.
- Lange, K. (2010). *Numerical Analysis for Statisticians*, 2 edn, Springer.
- Ljungqvist, L. and Sargent, T. J. (2013). *Recursive Macroeconomic Theory*, 3 edn, MIT Press.

- Long Jr., J. B. and Plosser, C. I. (1983). Real business cycles, *The Journal of Political Economy* **91**(1): 39–69.
- Longstaff, F. A. and Schwartz, E. S. (2001). Valuing American options by simulation: a simple least-squares approach, *Review of Financial Studies* **14**(1): 113–147.
- Luo, Z. and Tseng, P. (1992). On the convergence of the coordinate descent method for convex differentiable minimization, *Journal of Optimization Theory and Applications* **72**(1): 7–35.
- Meng, X. L. and Rubin, D. B. (1993). Maximum likelihood estimation via the ECM algorithm: A general framework, *Biometrika* **80**(2): 267–278.
- Miranda, M. J. and Fackler, P. L. (2002). *Applied Computational Economics and Finance*, MIT Press, Cambridge, MA.
- Neal, R. and Hinton, G. (1999). A view of the EM algorithm that justifies incremental, sparse, and other variants, in M. I. Jordan (ed.), *Learning in Graphical Models*, MIT Press, Cambridge, MA, pp. 355–368.
- Ostrowski, A. M. (1966). *Solution of Equations and Systems of Equations*, Academic, New York.
- Powell, W. B. (2011). *Approximate Dynamic Programming: Solving the Curses of Dimensionality*, 2 edn, John Wiley and Sons, Hoboken, New Jersey.
- Robbins, H. and Monro, S. (1951). A stochastic approximation method, *Annals of Mathematical Statistics* **22**(3): 400–407.
- Rubinstein, R. Y. and Kroese, D. P. (2004). *The Cross-Entropy Method: A Unified Approach to Combinatorial Optimization, Monte-Carlo Simulation and Machine Learning*, Springer.
- Spall, J. C. (2003). *Introduction to Stochastic Search and Optimization: Estimation, Simulation, and Control*, John Wiley & Sons, Inc., Hoboken, New Jersey.
- Stokey, N. L., Lucas, R. E. and Prescott, E. C. (1989). *Recursive Methods in Economic Dynamics*, Harvard University Press.

- Sutton, R. S. and Barto, A. G. (1998). *Reinforcement Learning: An Introduction*, MIT Press, Cambridge, Massachusetts.
- Tseung, P. (2001). Convergence of a block coordinate descent method for nondifferentiable minimization, *Journal of Optimization Theory and Applications* **109**(3): 475–494.
- Tsitsiklis, J. N. and Van Roy, B. (2001). Regression methods for pricing complex American-style options, *IEEE Transactions on Neural Networks* **12**(4): 694–703.
- Wei, G. C. G. and Tanner, M. A. (1990). A Monte Carlo implementation of the EM algorithm and the poor man’s data augmentation algorithm, *Journal of American Statistical Association* **85**(411): 699–704.
- Wright, S. J. (2015). Coordinate descent algorithms, *Mathematical Programming* **151**(1): 3–34.
- Wu, C. F. J. (1983). On the convergence properties of the EM algorithm, *The Annals of Statistics* **11**(1): 95–103.
- Zangwill, W. I. (1969). *Nonlinear Programming: A Unified Approach*, Prentice Hall, Englewood Cliffs, New Jersey.
- Zhang, J. (2004). A numerical scheme for BSDEs, *The Annals of Applied Probability* **14**(1): 459–488.