

Substructure considerations rule out dark matter interpretation of *Fermi* Galactic Centre excess

Hamish A. Clark,^{a,1} Pat Scott,^b Roberto Trotta,^{b,c} and Geraint F. Lewis^a

^aSydney Institute for Astronomy, School of Physics A28,
The University of Sydney, NSW 2006, Australia

^bDepartment of Physics, Imperial College London,
Blackett Laboratory, Prince Consort Road, London SW7 2AZ, UK

^cData Science Institute,
William Penney Laboratory, Imperial College London, London SW7 2AZ

E-mail: hamish.clark@sydney.edu.au

Abstract. An excess of gamma rays has been identified at the centre of the Milky Way, and annihilation of dark matter has been posited as a potential source. This hypothesis faces significant challenges: difficulty characterizing astrophysical backgrounds, the need for a non-trivial adiabatic contraction of the inner part of the Milky Way's dark matter halo, and recent observations of photon clustering, which suggest that the majority of the excess is due to unresolved point sources. Here we point out that the apparent point-like nature of the emission rules out the dark matter interpretation of the excess entirely. Attempting to model the emission with dark matter point sources either worsens the problem with the inner slope, requires an unrealistically large minihalo fraction toward the Galactic Centre, or overproduces the observed emission at higher latitudes.

¹Corresponding author.

Contents

1	Introduction	1
2	Structure & Substructure	2
2.1	NFW Subhaloes	2
2.2	Ultracompact Minihaloes	3
3	Flux from Dark Matter Self-Annihilation	3
4	Statistical Analysis	5
5	Substructure as the source of the excess	6
6	Summary & Conclusions	7

1 Introduction

An excess of high-energy gamma rays has been observed toward the Galactic Centre (GC) by the *Fermi* Large Area Telescope (*Fermi*-LAT; [1, 2]). This excess is not easily explained by known astrophysical sources. It peaks at energies of ~ 2 GeV, appears spherically distributed, extends up to 1.5 kpc from the GC, and falls steeply with distance from the GC, exhibiting a profile that goes as $r^{-\Gamma}$, $\Gamma \sim 2.2$ – 2.8 [3–6]. Proposed explanations include cosmic ray injection [7–9], a population of unresolved millisecond pulsars [10–14], or the self-annihilation of dark matter (DM) within the Galactic halo [15–17].

Among these, DM self-annihilation is of particular interest, as it would allow a characterization of the particle nature of DM. Should it annihilate, DM may produce observable radiation from the direction of the GC. For particular annihilation final states, this explanation has been found to be an excellent fit to all of the the spectral and morphological properties of the observed excess [17–20]. However, recent analyses of *Fermi*-LAT photon map statistics [21, 22] have suggested that the vast majority of the excess originates from unresolved point sources. Although the spectrum of the apparent point-like emission has not yet been shown to match that of the observed excess, the fluxes are very similar, providing weight to the millisecond pulsar hypothesis.

The DM halo of the Milky Way is expected to contain a population of subhaloes. The exact nature and abundance of the substructure is unknown. However, cold dark matter simulations predict the existence of small-scale structure [23], which should theoretically exist right down to the DM free-streaming scale. If DM annihilates, these substructures would provide a significant boost to the observed annihilation rate [24–26], contributing substantially to the overall gamma-ray emission observed from the GC.

In this Letter we investigate the possibility that the unresolved point sources identified by [21] and [22] may be small-scale DM haloes. This scenario could potentially rescue the DM interpretation of the excess, by remaining compatible with observations of photon clustering that indicate a point-source origin for the emission. In order to determine the viability of such a scenario, we investigate the morphology and implied photon statistics of this boosted signal, using *Fermi*-LAT observations to constrain the model parameters. For all substructure

cases that we consider, we find that the signal can be explained by the presence of DM substructure only if the inner slope of the Galaxy’s DM halo is drastically steepened by adiabatic contraction, or if the concentration of subhaloes increases substantially toward the GC. The parameter values that this requires are so different to results obtained from state-of-the-art numerical simulations that we conclude substructure considerations rule out a dark matter interpretation of the excess.

2 Structure & Substructure

We model the density profile of the smooth DM halo of the Galaxy with the generalized Navarro-Frenk-White (NFW) profile [27, 28],

$$\rho(r) = \frac{\rho_0}{\left(\frac{r}{r_s}\right)^\gamma \left(1 + \frac{r}{r_s}\right)^{3-\gamma}}, \quad (2.1)$$

where ρ_0 is fixed by the local DM density at the position of the Sun ($\rho_\chi = 0.3 \text{ GeV cm}^{-3}$, at $r_\odot = 8 \text{ kpc}$), $r_s \approx 20 \text{ kpc}$ is the scale radius of the Galaxy [29], and γ is the inner slope of the halo.

Given the difference in their typical formation histories, low-mass substructures have different characteristics to their large-scale counterparts. As such, the properties of DM substructure must be decoupled from those of the Galactic halo. In order to cover a wide range of substructure properties, we consider two bracketing cases in what follows: NFW subhaloes and ultracompact minihaloes (UCMHs). These exemplify the range of subhalos that could potentially exist at the Galactic Centre. Here the UCMH case is representative of compact tidally stripped halos, while our NFW case represents that of more diffuse subhalo structures.

In order to quantify the properties of the substructure in a simple manner, we make the assumption that all subhaloes are of the same mass, M_h . Given that the spatial distribution of the properties of low-mass subhaloes are poorly constrained, this is the simplest assumption available. For all scenarios that we consider here, we have checked that incorporating more complex mass distributions (a uniform or power-law mass distribution) does not significantly alter our results.

2.1 NFW Subhaloes

N-body simulations predict small-scale substructure down to their smallest resolvable scale, with densities that appear to follow the NFW profile [23, 30, 31]. We model NFW substructure with this density profile, with inner slope α , as

$$\rho_h(r) = \frac{\delta_c \rho_c}{\left(\frac{r}{r_s}\right)^\alpha \left(1 + \frac{r}{r_s}\right)^{3-\alpha}}, \quad (2.2)$$

where

$$\delta_c = \frac{200}{3} \frac{c_{200}^3}{\Phi(c_{200})}, \quad (2.3)$$

$$\Phi(x) = \frac{x^{3-\alpha}}{3-\alpha} {}_2F_1(3-\alpha, 3-\alpha; 4-\alpha; -x), \quad (2.4)$$

and ${}_2F_1(a, b; c; d)$ is the Gaussian hypergeometric function, $\rho_c = 3H_0^2/8\pi G$ is the critical density of the Universe today, H_0 is the present-day value of the Hubble constant, G is the gravitational constant, and c_{200} is the halo concentration parameter, taken as a function of subhalo mass following [32]. The scale radius may be calculated as a function of the halo mass by

$$r_s = \left(\frac{3M_h}{800\pi\rho_c c_{200}^3} \right)^{1/3}. \quad (2.5)$$

2.2 Ultracompact Minihaloes

Large amplitude density fluctuations in the early Universe ($10^{-3} \lesssim \delta \lesssim 0.3$) lead to an increased production of dense small-scale structures, known as ultracompact minihaloes (UCMHs; [33–36]). Should DM annihilate, these would be strong sources of annihilation products [34], and therefore strong probes of small-scale cosmology [37–40]. In what follows, we consider UCMH substructure as summarized in [38]. The density profile of a UCMH at redshift $z = 0$ may be calculated as

$$\rho_h(r) = \frac{3f_\chi M_h}{16\pi R_h^{3/4} r^{9/4}}, \quad (2.6)$$

where f_χ is the fraction of matter that is cold dark matter, M_h is the mass of the halo, and R_h is the radius of the halo,

$$\frac{R_h}{\text{pc}} = 1.73 \left(\frac{M_h}{M_\odot} \right)^{1/3}. \quad (2.7)$$

UCMH density profiles are expected to soften in the innermost regions, at radii smaller than

$$r_c = \max(r_{\min}, r_{\text{cut}}). \quad (2.8)$$

Here r_c is the greater of the effective annihilation radius

$$r_{\text{cut}} = (\kappa \Delta t \langle \sigma v \rangle / m_\chi)^{4/9}, \quad (2.9)$$

given as the extent of the inner region that is annihilated away over the UCMH lifetime Δt (which we take to be the time since equality), and the angular momentum radius r_{\min} ,

$$r_{\min} \approx 2.9 \times 10^{-7} R_h \left(\frac{1000}{z_c + 1} \right)^{2.43} \left(\frac{M_h}{M_\odot} \right)^{-0.06}, \quad (2.10)$$

which is the inner radius at which the radial infall approximation becomes inappropriate.

3 Flux from Dark Matter Self-Annihilation

The presence of substructure within the Galaxy substantially increases the rate at which DM annihilates. The addition of even a small population of overdensities can boost annihilation by orders of magnitude, depending upon the nature and prevalence of the subhaloes. Here we calculate the spatially-averaged total flux produced by a substructure population embedded within the smooth DM halo of the Galaxy.

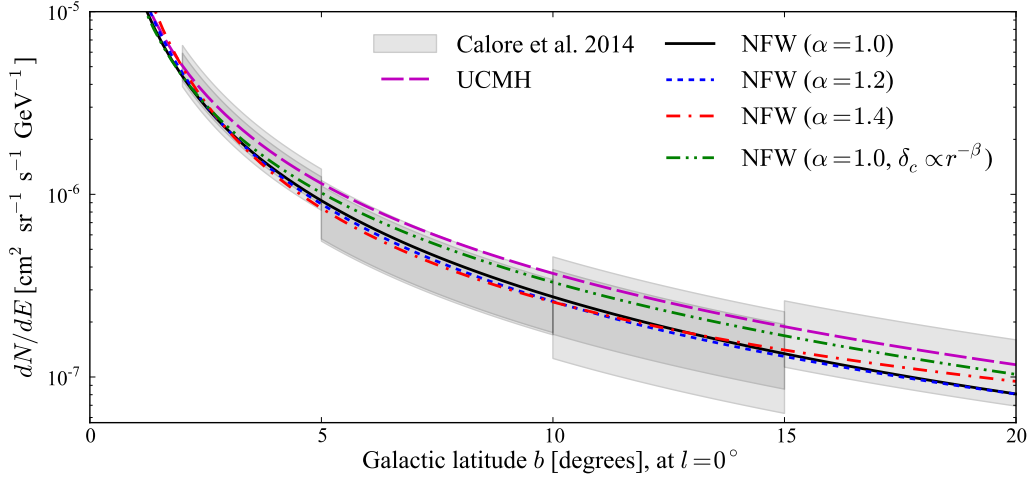


Figure 1. Radial differential flux profile of the *Fermi* gamma ray excess at 2 GeV, with posterior mean DM annihilation flux profiles for a range of different substructure models. The flux within each ROI by [18] are shown as 68% confidence level bands, plotted as $\mathcal{F} \propto r^{-2.7}$ within each ROI to guide the eye, and including statistical and systematic errors. Overlapping regions correspond to the north and south regions of the sky. Note that for clarity, we do not plot the two ROIs at $l \neq 0^\circ$ included in our fit.

For a spherically symmetric halo at a distance $d > R_h$ the total gamma-ray flux due to DM annihilation, differential in energy, is given by

$$\mathcal{F}_h(d, E) = \sum_k \frac{dN_k}{dE} \frac{\langle \sigma_k v \rangle}{2d^2 m_\chi^2} \int_0^{R_h} \rho_h^2(r) r^2 dr, \quad (3.1)$$

where $\rho_h(r)$ is the DM density at a distance r from the centre of the halo, m_χ is the DM particle mass, R_h is the maximum radius of the halo, and dN_k/dE and $\langle \sigma_k v \rangle$ are the differential photon yield and cross section from the k th annihilation channel, respectively.

Likewise, the flux per unit volume from the smooth DM component with local density ρ_χ at a distance d may be found as

$$\mathcal{F}_{\text{smooth}}(d, E) = \sum_k \frac{dN_k}{dE} \frac{\langle \sigma_k v \rangle}{2d^2 m_\chi^2} [(1-f)\rho_\chi]^2, \quad (3.2)$$

where f is the fraction of DM that is contained within substructure.

Additionally, there is a contribution from the annihilation of DM particles within the smooth component with those within the overdense region of the subhalo:

$$\mathcal{F}_{\text{cross}}(d, E) = \sum_k \frac{dN_k}{dE} \frac{\langle \sigma_k v \rangle}{2d^2 m_\chi^2} \int_0^{R_h} 2(1-f)\rho_\chi \rho_h(r) r^2 dr. \quad (3.3)$$

The total gamma-ray flux per steradian from any point in the sky may then be found as

$$\begin{aligned} \frac{d\mathcal{F}}{d\Omega}(E) = \int_0^{d_{\text{max}}} d'^2 [\mathcal{F}_{\text{smooth}}(d', E) + \mathcal{F}_{\text{cross}}(d', E)n(d') \\ + \mathcal{F}_h(d', E)n(d')] dd', \end{aligned} \quad (3.4)$$

where $n = f\rho_\chi/f_\chi M_h$ is the local number density of haloes at distance d' along the line of sight, and d_{max} is evaluated at the virial radius of the Galaxy's DM halo, taken as $R_{\text{vir}} = 360$ kpc.

4 Statistical Analysis

To determine the substructure properties required to explain the *Fermi* excess, we express the gamma-ray flux in terms of the parameters of the annihilation and subhalo structure models described in the previous sections. We constrain these quantities using summary statistics of both the morphology of the gamma-ray excess and the photon arrival directions. We assume 100% annihilation of an $m_\chi = 100$ GeV DM particle into $b\bar{b}$ final states, and allow the overall annihilation cross-section $\langle\sigma v\rangle$ to float. This model does give a reasonable fit to the observed spectrum of the excess, but because we do not perform a spectral fit to the gamma-ray data, the assumed DM model has minimal impact on our results.

To constrain the morphological properties of the excess, we use the results of the analysis of the GC gamma-ray signal by [18]. We fit to the observed excess flux (differential in energy, measured at 2 GeV) integrated within each of the 9 innermost regions of interest (ROI), neglecting the outermost region due to overlap with the *Fermi* bubbles. We approximate the reported values and errors for these regions as Gaussian. These 9 regions encapsulate the morphology of the excess flux both above and below the Galactic Plane. We compare these to the modelled flux by integrating Eq. (3.4) over each ROI for a given substructure model and set of model parameters (f , M_h , $\langle\sigma v\rangle$ and γ). Note that γ here is the slope parameter of the Galactic halo, not of the minihaloes. We leave γ as a free parameter in each of our fits, assuming a fixed minihalo slope, α — carrying out multiple fits with different values of α . We approximate the morphology likelihood as a Gaussian, given by

$$\mathcal{L}_{\text{morph}} = \prod_{i=1}^9 \exp \left[-\frac{(\mathcal{F}_i - \mu_i)^2}{2\sigma_i^2} \right], \quad (4.1)$$

where i is the ROI index, μ_i is the mean flux at 2 GeV estimated by [18], \mathcal{F}_i is the corresponding prediction from Eq. (3.4), and σ_i is the sum in quadrature of the (correlated) systematic and (uncorrelated) statistical error. Note that we neglect the correlations between systematic errors in different ROIs; this is a conservative choice, as it reduces our ability to rule out substructure models.

Statistical studies of the *Fermi* photon map have suggested that $\gtrsim 95\%$ of the excess originates from a population of unresolved point sources. Here we assume that any unresolved point-like emission comes from small-scale DM substructures. To include this in our analysis, we use the results from [22]. Their ‘non-Poissonian template fit’ differentiates between Poissonian and non-Poissonian photon statistics, to distinguish diffuse and point-like emission. We take the posterior distributions for the total flux from the point-like ($I_{\text{PS}}^{\text{NFW}}$) and smooth components (I_{NFW}) from the region within 10° of the GC, with $|b| \geq 2^\circ$. To avoid using the data twice (i.e., the total flux is already included in the morphology likelihood) we use the posterior for their ratio (with 3FGL sources masked), $z \equiv x/y \equiv I_{\text{NFW}}/I_{\text{PS}}^{\text{NFW}}$. The posterior for the ratio is given by [41]

$$P(z|D) = \int_{-\infty}^{\infty} |y| P(zy, y|D) dy, \quad (4.2)$$

where $P(x, y|D)$ is the 2D joint posterior of the smooth and point-like fluxes, given *Fermi* data D . Given the posteriors for I_{NFW} and $I_{\text{PS}}^{\text{NFW}}$ are uncorrelated in the results of [22], we construct $P(x, y|D)$ from the individual 1D distributions in Fig. S4 of that paper. We reinterpret this posterior as a likelihood function and denote it $\mathcal{L}_{\text{PS}}(z)$, and we use $z =$

$\mathcal{F}_{\text{smooth}}/(\mathcal{F}_{\text{h}} + \mathcal{F}_{\text{cross}})$, where \mathcal{F} is the total flux predicted within the Lee et al. ROI ([22]; $r \leq 10^\circ$, $|b| \geq 2^\circ$) according to Eq. (3.4).

The joint posterior for the parameters of our model, Θ , is given by (up to an irrelevant normalization constant)

$$P(\Theta|d) \propto \mathcal{L}_{\text{PS}} \mathcal{L}_{\text{morph}} P(\Theta) \quad (4.3)$$

where $P(\Theta) = P(\gamma)P(M_h)P(\langle\sigma v\rangle)P(f)$ is the prior distribution for the parameters. We adopt uniform priors on $\gamma \in [0, 3]$, $f \in [0, 1]$, $\log_{10}(M_h/M_\odot) \in [-12, 9]$ and $\log_{10}(\langle\sigma v\rangle/\text{cm}^3 \text{ s}^{-1}) \in [-40, -20]$. We use a nested sampling procedure to sample from the posterior distribution and infer the parameters of substructure models.

5 Substructure as the source of the excess

Assuming substructure consists of NFW subhaloes, we performed scans for three different choices of the subhalo inner slope, α . We show the flux profiles for the resulting posterior mean values of the parameters in Fig. 1.

While subhalo models provide reasonable morphological fits (reduced $\chi^2 \in [0.24, 1.0]$), this requires a substantial abundance of substructure in the GC if the point source population of [22] is to be attributed to DM haloes. In Fig. 2, we show 95% (highest posterior density) credible regions (CRs) for γ and f , marginalizing over M_h and $\langle\sigma v\rangle$. For all three choices of α , we find $f \gtrsim 0.8$. Given the relatively small scale of the GC, any substructure present within this region would be expected to undergo mergers and tidal disruptions. According to both analytical and numerical studies [23, 30, 42–46], these interactions result in a decreased amount of substructure at small Galactic radii. Estimates of the substructure fraction within 3 kpc of the GC vary, but all studies with sufficient resolution predict $f \lesssim 0.05$. Given the difference between this value of f and the much larger value required to explain the *Fermi* excess, we conclude that the GC point source population is not constituted in any significant way by NFW subhaloes.

UCMHs can be strong sources of DM annihilation, meaning that a smaller number of UCMHs would produce the same signal as a greater number of NFW subhaloes. We show the resulting 95% confidence CRs on γ and f for UCMH substructure in Fig. 2, marginalized over M_h and $\langle\sigma v\rangle$. Although it is possible to fit the data with a far lower substructure fraction, a large increase in the inner slope of the Galactic halo is needed to explain the excess. This may be understood by considering that the annihilation rate per unit volume within a smooth halo ($f = 0$) will be $\mathcal{A} \propto \rho_\chi^2 \propto r^{2\gamma}$, while that in a clumpy halo ($f = 1$) goes as the number density of subhaloes, $\mathcal{A} \propto \Gamma \rho_\chi \propto r^\gamma$, where Γ is the flux emitted per subhalo. This means that if the DM halo consists predominantly of substructure, the gamma-ray excess would be much flatter toward the GC than is observed, unless the Galactic halo is significantly adiabatically contracted¹.

We have assumed so far that subhaloes have the same properties throughout the Galaxy. An increase in subhalo abundance toward the GC would allow for a steep excess without requiring substantial adiabatic contraction of the main halo. This seems unlikely, however, as tidal interactions have been found to destroy subhalos in dense regions. These same interactions also strip the exterior regions of subhaloes, resulting in an increased subhalo

¹This is not an effect of favouring any particular value of M_h , as the UCMH substructure boost factor is in fact independent of their mass function [47]. Indeed, in all scans performed here (NFW and UCMH alike) we find equal preference for all values of $\log_{10}(M_h/M_\odot) \in [-12, 9]$.

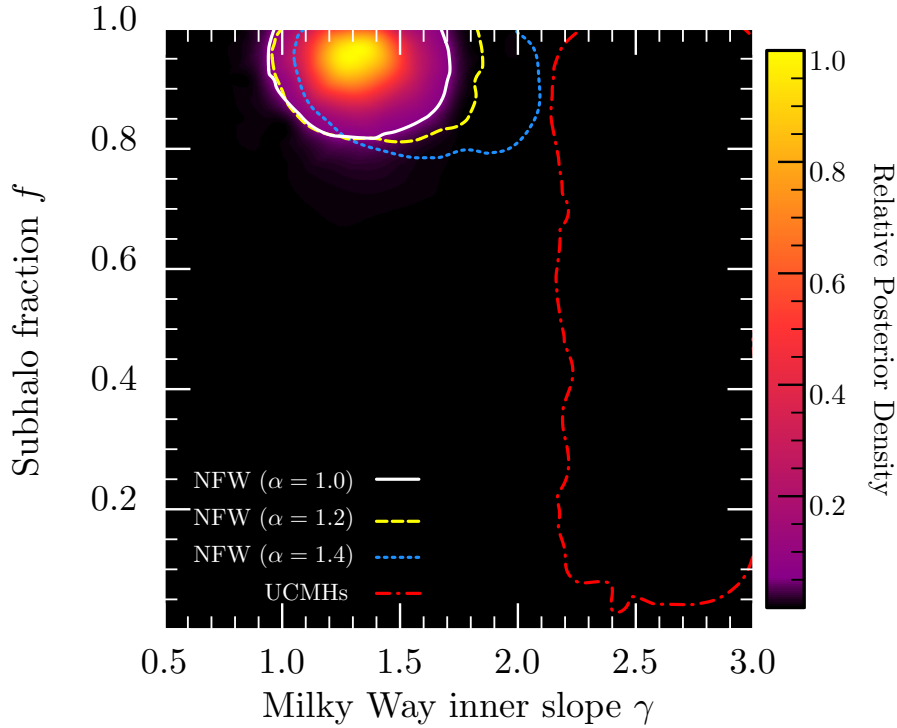


Figure 2. 95% CRs for the substructure fraction and the inner slope of the Galactic DM density profile, for four different substructure models. Shading corresponds to the posterior density for the non-contracted NFW profile ($\alpha = 1.0$).

concentration parameter (c_{200}) closer to the GC. This increased concentration could in the same way allow NFW subhaloes to provide a steeper excess, lowering the required value of f .

We investigated the effect of a spatially-varying subhalo concentration, modelled as a radial power law

$$\delta_c = Ar^{-\beta}, \quad (5.1)$$

with c_{200} determined from Eq. (2.3). Adopting a subhalo inner slope of $\alpha = 1.0$, a uniform prior on $\beta \in [0, 1]$ and $\log_{10} A \in [5, 10]$, we find that the case of a regular NFW Milky Way halo with zero adiabatic contraction ($\gamma = 1.0$) is excluded with $> 99\%$ probability for $\beta < 1$. Within the Aquarius N-body simulation, it is seen that subhaloes follow Eq. (5.1) with $\beta \sim 0.63$ down to a resolution of ~ 10 kpc. At this value of β , even contracted NFW profiles up to $\gamma = 1.4$ are excluded with $> 95\%$ probability. Given the implausibility of the Galactic halo having $\gamma > 1.4$, it therefore appears that even with a radially-varying subhalo concentration, DM annihilation in subhaloes is not compatible with the observed properties of the *Fermi* excess.

6 Summary & Conclusions

Recent results suggest that the gamma-ray excess at the Galactic Centre is produced by a population of unresolved point sources. We have investigated the idea that these point sources are small-scale DM substructures, using morphological data of the *Fermi-LAT* excess, as well as the statistics of individual photon arrivals.

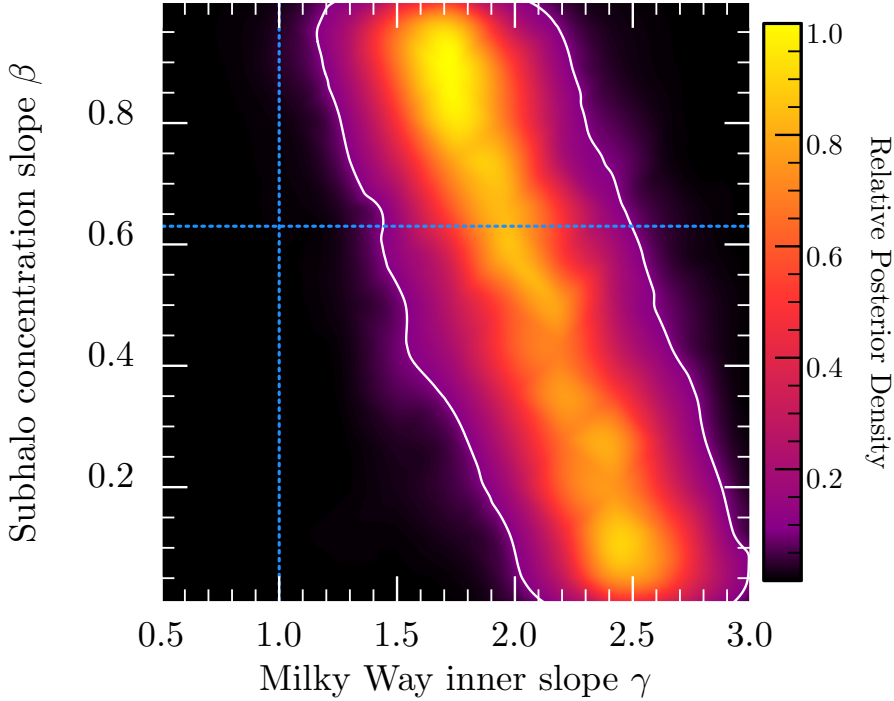


Figure 3. Posterior probability density and 95% CR for the radial slope of the subhalo concentration function and the inner slope of the Galaxy’s DM density profile. Vertical and horizontal dashed lines correspond to the results of [23] ($\gamma = 1$, $\beta = 0.63$).

We found that while the morphological properties of the excess can be explained by a substructure population, a significant amount of substructure is required. For a population of uncontracted NFW subhaloes, we found that $\gtrsim 80\%$ of the Galactic halo must exist as substructure, in stark contradiction with expectations from numerical simulations.

This implausibly large substructure fraction can be circumvented if the subhaloes are extremely dense, as with UCMHs. These are very strong producers of annihilation products, allowing a substructure fraction as low as $f \sim 0.05$. However, this requires a substantially contracted Galactic inner slope of $\gamma \gtrsim 2.2$. Even if we allow the concentration of substructure to vary with distance from the GC, it is not possible to fit the properties of the observed excess with substructure unless $\gamma \gtrsim 1.4$. Given that such extreme contraction is not borne out in numerical simulations, we conclude that the point sources detected via the wavelet analysis of [21] and the non-Poissonian template fit of [22] are of astrophysical origin.

Acknowledgments

This paper has made use of MultiNest [48–50] and pippi [51]. HAC acknowledges the Australian Postgraduate Awards (APA). PS and RT are supported by STFC (ST/K00414X/1 and ST/N000838/1), and RT by an EPSRC Pathways to Impact grant. We acknowledge the University of Sydney HPC service and the Sydney Informatics Hub for providing computational resources that have contributed to the research results reported in this paper.

References

- [1] M. Ajello, A. Albert, W. B. Atwood, G. Barbiellini, D. Bastieri, K. Bechtol et al., *Fermi-LAT Observations of High-Energy Gamma-Ray Emission toward the Galactic Center*, *ApJ* **819** (Mar., 2016) 44, [[1511.02938](#)].
- [2] M. Ackermann, M. Ajello, A. Albert, W. B. Atwood, L. Baldini, J. Ballet et al., *The Fermi Galactic Center GeV Excess and Implications for Dark Matter*, *ApJ* **840** (May, 2017) 43, [[1704.03910](#)].
- [3] K. N. Abazajian and M. Kaplinghat, *Detection of a gamma-ray source in the Galactic Center consistent with extended emission from dark matter annihilation and concentrated astrophysical emission*, *Phys. Rev. D* **86** (Oct., 2012) 083511, [[1207.6047](#)].
- [4] O. Macias and C. Gordon, *Contribution of cosmic rays interacting with molecular clouds to the Galactic Center gamma-ray excess*, *Phys. Rev. D* **89** (Mar., 2014) 063515, [[1312.6671](#)].
- [5] T. Daylan, D. P. Finkbeiner, D. Hooper, T. Linden, S. K. N. Portillo, N. L. Rodd et al., *The characterization of the gamma-ray signal from the central Milky Way: A case for annihilating dark matter*, *Physics of the Dark Universe* **12** (June, 2016) 1–23, [[1402.6703](#)].
- [6] O. Macias, C. Gordon, R. M. Crocker, B. Coleman, D. Paterson, S. Horiuchi et al., *Discovery of Gamma-Ray Emission from the X-shaped Bulge of the Milky Way*, *ArXiv e-prints* (Nov., 2016) , [[1611.06644](#)].
- [7] E. Carlson and S. Profumo, *Cosmic ray protons in the inner Galaxy and the Galactic Center gamma-ray excess*, *Phys. Rev. D* **90** (July, 2014) 023015, [[1405.7685](#)].
- [8] J. Petrović, P. Dario Serpico and G. Zaharijaš, *Galactic Center gamma-ray “excess” from an active past of the Galactic Centre?*, *JCAP* **10** (Oct., 2014) 052, [[1405.7928](#)].
- [9] D. Gaggero, M. Taoso, A. Urbano, M. Valli and P. Ullio, *Towards a realistic astrophysical interpretation of the gamma-ray Galactic center excess*, *JCAP* **12** (Dec., 2015) 056, [[1507.06129](#)].
- [10] K. N. Abazajian, *The consistency of Fermi-LAT observations of the galactic center with a millisecond pulsar population in the central stellar cluster*, *JCAP* **3** (Mar., 2011) 010, [[1011.4275](#)].
- [11] N. Mirabal, *Dark matter versus pulsars: catching the impostor*, *MNRAS* **436** (Dec., 2013) 2461–2464, [[1309.3428](#)].
- [12] K. N. Abazajian, N. Canac, S. Horiuchi and M. Kaplinghat, *Astrophysical and dark matter interpretations of extended gamma-ray emission from the Galactic Center*, *Phys. Rev. D* **90** (July, 2014) 023526, [[1402.4090](#)].
- [13] D. Bhakta, J. S. Deneva, D. A. Frail, F. de Gasperin, H. T. Intema, P. Jagannathan et al., *Searching for pulsars associated with the Fermi GeV excess*, *MNRAS* **468** (July, 2017) 2526–2531, [[1703.04804](#)].
- [14] H. Ploeg, C. Gordon, R. Crocker and O. Macias, *Consistency between the luminosity function of resolved millisecond pulsars and the galactic center excess*, *JCAP* **8** (Aug., 2017) 015, [[1705.00806](#)].
- [15] D. Hooper and L. Goodenough, *Dark matter annihilation in the Galactic Center as seen by the Fermi Gamma Ray Space Telescope*, *Physics Letters B* **697** (Mar., 2011) 412–428, [[1010.2752](#)].
- [16] D. Hooper and T. Linden, *Origin of the gamma rays from the Galactic Center*, *Phys. Rev. D* **84** (Dec., 2011) 123005, [[1110.0006](#)].
- [17] F. Calore, I. Cholis, C. McCabe and C. Weniger, *A tale of tails: Dark matter interpretations of the Fermi GeV excess in light of background model systematics*, *Phys. Rev. D* **91** (Mar., 2015) 063003, [[1411.4647](#)].

- [18] F. Calore, I. Cholis and C. Weniger, *Background model systematics for the Fermi GeV excess*, *JCAP* **3** (Mar., 2015) 038, [[1409.0042](#)].
- [19] B. Eiteneuer, A. Goudelis and J. Heisig, *The inert doublet model in the light of Fermi-LAT gamma-ray data – a global fit analysis*, *ArXiv e-prints* (May, 2017) , [[1705.01458](#)].
- [20] A. Achterberg, M. van Beekveld, S. Caron, G. A. Gómez-Vargas, L. Hendriks and R. Ruiz de Austri, *Implications of the Fermi-LAT Pass 8 Galactic Center Excess on Supersymmetric Dark Matter*, *ArXiv e-prints* (Sept., 2017) , [[1709.10429](#)].
- [21] R. Bartels, S. Krishnamurthy and C. Weniger, *Strong Support for the Millisecond Pulsar Origin of the Galactic Center GeV Excess*, *Physical Review Letters* **116** (Feb., 2016) 051102, [[1506.05104](#)].
- [22] S. K. Lee, M. Lisanti, B. R. Safdi, T. R. Slatyer and W. Xue, *Evidence for Unresolved γ -Ray Point Sources in the Inner Galaxy*, *Physical Review Letters* **116** (Feb., 2016) 051103, [[1506.05124](#)].
- [23] V. Springel, J. Wang, M. Vogelsberger, A. Ludlow, A. Jenkins, A. Helmi et al., *The Aquarius Project: the subhaloes of galactic haloes*, *MNRAS* **391** (Dec., 2008) 1685–1711, [[0809.0898](#)].
- [24] M. Kamionkowski, S. M. Koushiappas and M. Kuhlen, *Galactic substructure and dark-matter annihilation in the Milky Way halo*, *Phys. Rev. D* **81** (Feb., 2010) 043532, [[1001.3144](#)].
- [25] D. Anderhalden and J. Diemand, *Density profiles of CDM microhalos and their implications for annihilation boost factors*, *JCAP* **4** (Apr., 2013) 009, [[1302.0003](#)].
- [26] R. Bartels and S. Ando, *Boosting the annihilation boost: Tidal effects on dark matter subhalos and consistent luminosity modeling*, *Phys. Rev. D* **92** (Dec., 2015) 123508, [[1507.08656](#)].
- [27] J. F. Navarro, C. S. Frenk and S. D. M. White, *The Structure of Cold Dark Matter Halos*, *ApJ* **462** (May, 1996) 563, [[astro-ph/9508025](#)].
- [28] J. S. B. Wyithe, E. L. Turner and D. N. Spergel, *Gravitational Lens Statistics for Generalized NFW Profiles: Parameter Degeneracy and Implications for Self-Interacting Cold Dark Matter*, *ApJ* **555** (July, 2001) 504–523, [[astro-ph/0007354](#)].
- [29] J. Bland-Hawthorn and O. Gerhard, *The Galaxy in Context: Structural, Kinematic, and Integrated Properties*, *ARA&A* **54** (Sept., 2016) 529–596, [[1602.07702](#)].
- [30] F. Jiang and F. C. van den Bosch, *Statistics of Dark Matter Substructure: III. Halo-to-Halo Variance*, *ArXiv e-prints* (Oct., 2016) , [[1610.02399](#)].
- [31] K. T. E. Chua, A. Pillepich, V. Rodriguez-Gomez, M. Vogelsberger, S. Bird and L. Hernquist, *Subhalo Demographics in the Illustris Simulation: Effects of Baryons and Halo-to-Halo Variation*, *ArXiv e-prints* (Nov., 2016) , [[1611.07991](#)].
- [32] C. A. Correa, J. S. B. Wyithe, J. Schaye and A. R. Duffy, *The accretion history of dark matter haloes - III. A physical model for the concentration-mass relation*, *MNRAS* **452** (Sept., 2015) 1217–1232, [[1502.00391](#)].
- [33] M. Ricotti and A. Gould, *A New Probe of Dark Matter and High-Energy Universe Using Microlensing*, *ApJ* **707** (Dec., 2009) 979–987, [[0908.0735](#)].
- [34] P. Scott and S. Sivertsson, *Gamma Rays from Ultracompact Primordial Dark Matter Minihalos*, *Phys. Rev. Lett.* **103** (Nov., 2009) 211301, [[0908.4082](#)].
- [35] V. S. Berezinsky, V. I. Dokuchaev and Y. N. Eroshenko, *Formation of superdense dark matter lumps at the radiation-dominated cosmological stage*, *Gravitation and Cosmology* **18** (Jan., 2012) 57–60.
- [36] V. S. Berezinsky, V. I. Dokuchaev and Y. N. Eroshenko, *Formation and internal structure of superdense dark matter clumps and ultracompact minihaloes*, *JCAP* **11** (Nov., 2013) 59, [[1308.6742](#)].

- [37] A. S. Josan and A. M. Green, *Gamma rays from ultracompact minihalos: Potential constraints on the primordial curvature perturbation*, *Phys. Rev. D* **82** (Oct., 2010) 083527, [[1006.4970](#)].
- [38] T. Bringmann, P. Scott and Y. Akrami, *Improved constraints on the primordial power spectrum at small scales from ultracompact minihalos*, *Phys. Rev. D* **85** (June, 2012) 125027, [[1110.2484](#)].
- [39] S. Shandera, A. L. Erickcek, P. Scott and J. Y. Galarza, *Number counts and non-Gaussianity*, *Phys. Rev. D* **88** (Nov., 2013) 103506, [[1211.7361](#)].
- [40] G. Aslanyan, L. C. Price, J. Adams, T. Bringmann, H. A. Clark, R. Easther et al., *Ultracompact minihalos as probes of inflationary cosmology*, *Phys. Rev. Lett.* **117** (Dec., 2016) 141102, [[1512.04597](#)].
- [41] J. H. Curtiss, *On the distribution of the quotient of two chance variables*, *The Annals of Mathematical Statistics* **12** (1941) 409–421.
- [42] J. Diemand, M. Kuhlen and P. Madau, *Formation and Evolution of Galaxy Dark Matter Halos and Their Substructure*, *ApJ* **667** (Oct., 2007) 859–877, [[astro-ph/0703337](#)].
- [43] J. Diemand, M. Kuhlen and P. Madau, *Erratum: "Formation and Evolution of Galaxy Dark Matter Halos and Their Substructure" (ApJ, 667, 859 [2007])*, *ApJ* **679** (June, 2008) 1680–1683.
- [44] J. Diemand, M. Kuhlen, P. Madau, M. Zemp, B. Moore, D. Potter et al., *Clumps and streams in the local dark matter distribution*, *Nature* **454** (Aug., 2008) 735–738, [[0805.1244](#)].
- [45] Q. Zhu, F. Marinacci, M. Maji, Y. Li, V. Springel and L. Hernquist, *Baryonic impact on the dark matter distribution in Milky Way-sized galaxies and their satellites*, *MNRAS* **458** (May, 2016) 1559–1580, [[1506.05537](#)].
- [46] M. Stref and J. Lavalley, *Modeling dark matter subhalos in a constrained galaxy: Global mass and boosted annihilation profiles*, *Phys. Rev. D* **95** (Mar., 2017) 063003, [[1610.02233](#)].
- [47] H. A. Clark, N. Iwanus, P. J. Elahi, G. F. Lewis and P. Scott, *Heating of galactic gas by dark matter annihilation in ultracompact minihalos*, *JCAP* **5** (May, 2017) 048, [[1611.08619](#)].
- [48] F. Feroz and M. P. Hobson, *Multimodal nested sampling: an efficient and robust alternative to Markov Chain Monte Carlo methods for astronomical data analyses*, *MNRAS* **384** (Feb., 2008) 449–463, [[0704.3704](#)].
- [49] F. Feroz, M. P. Hobson and M. Bridges, *MULTINEST: an efficient and robust Bayesian inference tool for cosmology and particle physics*, *MNRAS* **398** (Oct., 2009) 1601–1614, [[0809.3437](#)].
- [50] F. Feroz, M. P. Hobson, E. Cameron and A. N. Pettitt, *Importance Nested Sampling and the MultiNest Algorithm*, *ArXiv e-prints* (June, 2013) , [[1306.2144](#)].
- [51] P. Scott, *Pipipi – painless parsing, post-processing and plotting of posterior and likelihood samples*, *Eur. Phys. J. Plus* **127** (2012) 138, [[1206.2245](#)].