

# Weak lensing from self-ordering scalar fields

Shohei Saga<sup>a</sup> Kouichirou Horiguchi<sup>a</sup> Kiyotomo Ichiki<sup>a,b</sup>

<sup>a</sup>Department of Physics, Nagoya University, Aichi 464-8602, Japan

<sup>b</sup>Kobayashi-Maskawa Institute for the Origin of Particles and the Universe, Nagoya University, Nagoya-city, Aichi 464-8602, Japan

E-mail: saga.shohei@nagoya-u.jp, horiguchi.kouichirou@h.mbox.nagoya-u.ac.jp, ichiki.kiyotomo@c.mbox.nagoya-u.ac.jp

**Abstract.** Cosmological defects result from cosmological phase transitions in the early Universe and the dynamics reflects their symmetry-breaking mechanisms. These cosmological defects may be probed through weak lensing effects because they interact with ordinary matters only through the gravitational force. In this paper, we investigate global textures by using weak lensing curl and B modes. Non-topological textures are modeled by the non-linear sigma model (NLSM), and induce not only the scalar perturbation but also vector and tensor perturbations in the primordial plasma due to the nonlinearity in the anisotropic stress of scalar fields. We show angular power spectra of curl and B modes from both vector and tensor modes based on the NLSM. Furthermore, we give the analytic estimations for curl and B mode power spectra. The amplitude of weak lensing signals depends on a combined parameter  $\epsilon_v^2 = N^{-1}(v/m_{\text{pl}})^4$  where  $N$  and  $v$  are the number of the scalar fields and the vacuum expectation value, respectively. We discuss the detectability of the curl and B modes with several observation specifications. In the case of the CMB lensing observation without including the instrumental noise, we can reach  $\epsilon_v \approx 2.7 \times 10^{-6}$ . This constraint is about 10 times stronger than the current one determined from the Planck. For the cosmic shear observation, we find that the signal-to-noise ratio depends on the mean redshift and the observing number of galaxies as  $\propto z_m^{0.7}$  and  $\propto N_g^{0.2}$ , respectively. In the study of textures using cosmic shear observations, the mean redshift would be one of the key design parameters.

---

## Contents

<b>1</b>	<b>introduction</b>	<b>1</b>
<b>2</b>	<b>Non-linear sigma model</b>	<b>2</b>
<b>3</b>	<b>Weak lensing</b>	<b>6</b>
3.1	CMB lensing curl mode	6
3.2	Cosmic shear B-mode	7
<b>4</b>	<b>Results and discussions</b>	<b>8</b>
<b>5</b>	<b>Summary</b>	<b>11</b>

---

## 1 introduction

Current cosmological observations confirm that the universe begins with extremely high temperature, what we call the hot big-bang model. As expanding the universe adiabatically, the universe cools down from the hot initial condition. Therefore, it is natural to expect that cosmological phase transitions occur in the history of the universe. The cosmological phase transitions result in various cosmological defects depending on the symmetry of the phase transition, e.g., cosmic strings, domain walls, and textures. We can examine the nature of the phase transition that happen in the early universe through resultant defects by using cosmological observations since these defects affect various observables, in the case of cosmic strings, see e.g., Ref. [1].

The global  $O(N)$  symmetry breaking results in domain walls ( $N = 1$ ), cosmic strings ( $N = 2$ ), monopoles ( $N = 3$ ), textures ( $N = 4$ ), and non-topological textures ( $N > 4$ ). In this paper, we focus on the non-topological texture with large- $N$  limit  $N \gg 4$  [2–4]. The dynamics of non-topological textures is exactly described by the non-linear sigma model (NLSM). Effects of textures on the cosmological observations have been studied in many literatures, such as, the large-scale structure [2, 5], cosmic microwave background (CMB) fluctuations [6–10], gravitational waves [11–13], and generation of magnetic fields [14]. Some cosmological defects including textures induce not only the scalar, but also the vector and tensor modes originated from the anisotropic stress of scalar fields. These vector and tensor modes are good tracers of cosmological defects since the vector and tensor modes do not arise from the standard cosmology in the linear order. It is possible to bring information of the phase transition that happen in the early stage of the universe through studying the vector and tensor modes induced from the cosmological defect.

We focus on the weak lensing from the vector and tensor modes induced by the non-topological texture. Photons emitted from the CMB last scattering surface and galaxies are deflected by the foreground scalar, vector, and tensor perturbations, called the CMB lensing and the cosmic shear, respectively [15, 16]. We can decompose these deflection patterns into the parity-even and parity-odd signatures. The parity-even signal is emerged from the scalar, vector, and tensor modes. On the other hand, the parity-odd mode is induced only from the vector and tensor modes [17–19]. Therefore, the parity-odd mode of the CMB lensing and the cosmic shear, that is, the curl mode and the cosmic shear B-mode, respectively, are

good probe for the cosmological defects such as the texture. The parity-even modes of the CMB lensing and the cosmic shear which are induced from the first-order scalar mode have been detected with a high signal-to-noise ratio by e.g., the Planck [20], the Canada-France Hawaii Telescope Lensing Survey (CFHTLenS) [21–23], and the Dark Energy Survey (DES) [24, 25]. In previous studies, many parity-odd models have been studied and discussed, e.g., cosmic (super) strings [26–28], primordial gravitational waves [29, 30], or the second-order perturbation [31–33]. Although the parity-odd mode has not been detected, the prediction of the parity-odd mode for possible sources must become one of the important observable in the future high sensitivity observations.

In this paper, we study the parity-odd signals from the non-topological texture governed by the NLSM with large- $N$  limit. The outline of this paper is as follows. In Section 2, we review and summarize the NLSM with large- $N$  limit. The NLSM has  $N$ -component real scalar fields and the non-linearity of these scalar fields induces the vector and tensor modes. The vector and tensor modes from the NLSM with large- $N$  limit can be determined by solving Einstein equation. In addition, we give an analytical estimation of the vector and tensor modes. In Section 3, we present the formulation of weak lensing signals. As mentioned above, we focus on the parity-odd signatures, that is, the curl mode for the CMB lensing and the B-mode for the cosmic shear. In Section 4, we provide results and discussions. We also give analytical estimates of the lensing signal and discussions of the detectability of the non-topological texture. In Section 5, we provide our conclusion.

## 2 Non-linear sigma model

In this section, we review the non-linear sigma model (NLSM), which has the vector and tensor modes originated from the anisotropic stress of scalar fields. The NLSM can accurately describe cosmological defects with the global  $O(N)$  symmetry in the case of  $N > 2$  [2, 3]. Throughout this paper, we assume the background metric is given by the Friedman-Robertson-Walker metric as

$$ds^2 = a(\eta)^2 [-d\eta^2 + d\mathbf{x}^2] , \quad (2.1)$$

where  $\eta$  and  $a(\eta)$  are the conformal time and the scale factor, respectively.

We focus on the dynamics of real  $N$ -scalar fields with the Lagrangian which satisfies the global  $O(N)$  symmetry:

$$\mathcal{L} = -\frac{1}{2} (\nabla_\mu \Phi^t) (\nabla^\mu \Phi) - \frac{\lambda}{4} (\Phi^t \Phi - v^2)^2 + \mathcal{L}_T , \quad (2.2)$$

where we define the array of real  $N$ -scalar fields as  $\Phi = (\phi_1, \phi_2, \dots, \phi_N)$ . Moreover,  $v$  and  $\lambda$  are the vacuum expectation value (VEV) and the dimensionless self-coupling parameter, respectively. The interaction with the thermal environment having the temperature  $T$  is represented as  $\mathcal{L}_T \sim T^2 \Phi^t \Phi$ . In the case of low temperature,  $T \ll v$ , the global  $O(N)$  symmetry breaks spontaneously to  $O(N-1)$  symmetry with the condition  $\Phi^t \Phi = v^2$ . According to this constraint, the equation of motion for scalar fields is determined from Eq. (2.2) as

$$\nabla^\mu \nabla_\mu \beta_a + \sum_{b=1}^{N-1} (\nabla^\mu \beta_b) (\nabla_\mu \beta^b) \beta_a = 0 , \quad (2.3)$$

where  $\beta_a$  is scalar fields normalized by the VEV, namely,  $\beta_a \equiv \Phi_a/v$ . The normalized scalar fields obey the condition  $\sum_{a=1}^N \beta_a \beta^a = 1$ . The above equation (2.3) is called the non-linear sigma model.

By taking the large- $N$  limit in Eq. (2.3), the solution of Eq. (2.3) in the Fourier space is given as [14]

$$\beta_a(\mathbf{k}, \eta) = \sqrt{A_\nu} \left( \frac{\eta}{\eta_{\text{ini}}} \right)^{3/2} \frac{J_\nu(k\eta)}{(k\eta)^\nu} \beta_a(\mathbf{k}, \eta_{\text{ini}}) , \quad (2.4)$$

where  $\nu \equiv d \ln a / d \ln \eta + 1$  and  $A_\nu \equiv 4\Gamma(2\nu - 1/2)\Gamma(\nu - 1/2)/(3\Gamma(\nu - 1))$ . We assume that  $\beta_a(\mathbf{k}, \eta_{\text{ini}})$  are random gaussian variables. During the radiation- and matter-dominated eras, the parameter  $\nu$  takes  $\nu_{\text{rad}} = 2$  and  $\nu_{\text{mat}} = 3$ , respectively. Although the solution of scalar fields  $\beta_a$  depends on the phase transition time  $\eta_{\text{ini}}$ , the power spectrum of scalar fields is independent of this time [14]. The dimensionless power spectrum for normalized scalar fields can be given as

$$\langle \beta_a(\mathbf{k}, \eta) \beta_b^*(\mathbf{k}', \eta) \rangle = \frac{2\pi^2}{k^3} \mathcal{P}_\beta(k, \eta) \delta_{ab} (2\pi)^3 \delta_D^3(\mathbf{k} - \mathbf{k}') , \quad (2.5)$$

$$\mathcal{P}_\beta(k, \eta) = \frac{3A_\nu}{N} (k\eta)^3 \left( \frac{J_\nu(k\eta)}{(k\eta)^\nu} \right)^2 , \quad (2.6)$$

where the initial power spectrum is determined as (see e.g., Ref. [12])

$$\langle \beta_a(\mathbf{k}, \eta_{\text{ini}}) \beta_b^*(\mathbf{k}', \eta_{\text{ini}}) \rangle = \begin{cases} \frac{6\pi^2 \eta_{\text{ini}}^3}{N} \delta_{ab} (2\pi)^3 \delta_D^3(\mathbf{k} - \mathbf{k}') & (k\eta_{\text{ini}} \ll 1) \\ 0 & (k\eta_{\text{ini}} \gtrsim 1) . \end{cases} \quad (2.7)$$

The amplitude of the solution is determined to satisfy the condition  $\sum_{a=1}^N \beta_a \beta^a = 1$ . Note that, the configuration of scalar fields is not correlated on sub-horizon scales, i.e.,  $k\eta_{\text{ini}} \gtrsim 1$ . In other words, as expressed in the above equation, the correlation of scalar fields vanishes in these scales. From Eq. (2.6), we can see that the power spectrum of scalar fields does not depend on the initial time. Therefore, we have omitted the initial time  $\eta_{\text{ini}}$  from the argument of the power spectrum. The energy momentum tensor for scalar fields is written as

$$T_{\mu\nu}^\phi = v^2 \sum_a \left[ (\partial_\mu \beta_a) (\partial_\nu \beta^a) - \frac{1}{2} g_{\mu\nu} (\partial_\lambda \beta_a) (\partial^\lambda \beta^a) \right] . \quad (2.8)$$

The anisotropic stress of scalar fields corresponds to the  $(i, j)$  component of the energy momentum tensor.

From here, we derive evolution equations for the vector and tensor metric perturbations with the anisotropic stress of self-ordering scalar fields. In our study, we work in the Poisson gauge given by

$$ds^2 = a^2(\eta) \left[ -d\eta^2 + 2\sigma_i d\eta dx^i + (\delta_{ij} + h_{ij}) dx^i dx^j \right] , \quad (2.9)$$

where we drop the scalar metric perturbation since we are interested in the vector  $\sigma_i$  and tensor  $h_{ij}$  perturbations. Due to the gauge conditions, the vector and tensor perturbations satisfy  $\sigma^i{}_{,i} = h^{ij}{}_{,i} = 0$ .

The Einstein equations for the vector  $\sigma_V$  and tensor  $h_T$  perturbations in the Fourier space are given as

$$k [\dot{\sigma}_V(\mathbf{k}, \eta) + 2\mathcal{H}\sigma_V(\mathbf{k}, \eta)] = \frac{8\pi}{m_{\text{pl}}^2} \pi_V^\phi(\mathbf{k}, \eta) , \quad (2.10)$$

$$\ddot{h}_T(\mathbf{k}, \eta) + 2\mathcal{H}\dot{h}_T(\mathbf{k}, \eta) + k^2 h_T(\mathbf{k}, \eta) = \frac{8\pi}{m_{\text{pl}}^2} \pi_T^\phi(\mathbf{k}, \eta) , \quad (2.11)$$

where a dot denotes the derivative with respect to the conformal time. Anisotropic stresses for the vector and tensor modes can be given by the product of scalar fields as

$$\begin{aligned} \pi_V^\phi(\mathbf{k}, \eta) &= \int \frac{d^3\mathbf{q}}{(2\pi)^3} \int \frac{d^3\mathbf{p}}{(2\pi)^3} \delta_D^3(\mathbf{k} - \mathbf{q} - \mathbf{p}) \left[ \frac{v^2}{2} \sqrt{1 - \mu^2} q(k - 2q\mu) \right] \sum_a \beta_a(\mathbf{q}, \eta) \beta^a(\mathbf{p}, \eta) , \\ \pi_T^\phi(\mathbf{k}, \eta) &= \int \frac{d^3\mathbf{q}}{(2\pi)^3} \int \frac{d^3\mathbf{p}}{(2\pi)^3} \delta_D^3(\mathbf{k} - \mathbf{q} - \mathbf{p}) [v^2 (1 - \mu^2) q^2] \sum_a \beta_a(\mathbf{q}, \eta) \beta^a(\mathbf{p}, \eta) , \end{aligned} \quad (2.13)$$

where we define  $\mu \equiv \hat{\mathbf{k}} \cdot \hat{\mathbf{q}}$ . In order to predict the weak lensing signal, we define the dimensionless unequal-time power spectra for the vector and tensor modes which are defined as

$$\langle \xi_X(\mathbf{k}, \eta) \xi_X^*(\mathbf{k}', \eta') \rangle = (2\pi)^3 \delta_D^3(\mathbf{k} - \mathbf{k}') \frac{2\pi^2}{k^3} \mathcal{P}_X(k, \eta, \eta') , \quad (2.14)$$

where  $\xi_X$  denotes the vector ( $\xi_X = \sigma_V$ ) and tensor ( $\xi_X = h_T$ ) modes. We can solve evolution equations for the vector and tensor modes in Eqs. (2.12) and (2.13) straightforwardly. By using solutions of the vector and tensor modes, we can write down the dimensionless unequal-time power spectrum during the matter-dominated era ( $\nu = 3$ ) as

$$\mathcal{P}_X(k\eta, k\eta') = \mathcal{A} \int_{-\infty}^{\infty} d \ln q_k \int_{-1}^1 d\mu \mathcal{F}_X(q_k, \mu, k\eta) \mathcal{F}_X(q_k, \mu, k\eta') , \quad (2.15)$$

$$\begin{aligned} \mathcal{A} &= 144\pi^2 A_3^2 \epsilon_v^2 , \\ &\approx 1.22 \times 10^7 \epsilon_v^2 , \end{aligned} \quad (2.16)$$

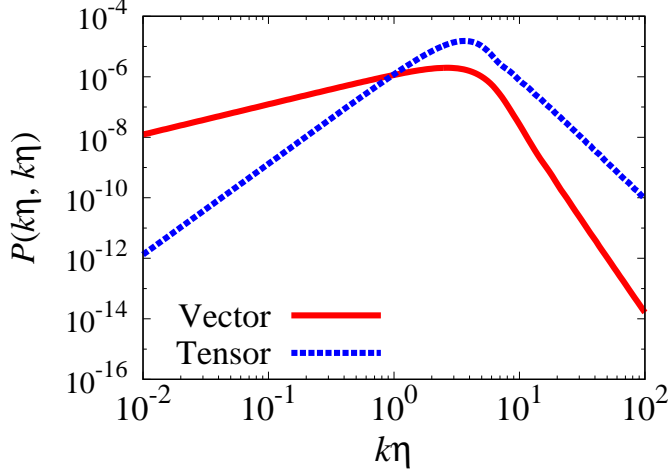
$$\mathcal{F}_V(q_k, \mu, x) = \sqrt{1 - \mu^2} (1 - 2q_k\mu) q_k^{5/2} \frac{1}{x^4} \int_0^x dx_1 x_1^7 \frac{J_3(q_k x_1)}{(q_k x_1)^3} \frac{J_3(p_k x_1)}{(p_k x_1)^3} , \quad (2.17)$$

$$\mathcal{F}_T(q_k, \mu, x) = 2(1 - \mu^2) q_k^{7/2} \frac{1}{x^3} \int_0^x dx_1 [x x_1 G(x, x_1)] x_1^4 \frac{J_3(q_k x_1)}{(q_k x_1)^3} \frac{J_3(p_k x_1)}{(p_k x_1)^3} , \quad (2.18)$$

where  $q_k \equiv q/k$ ,  $p_k \equiv p/k$ ,  $x \equiv k\eta$ , and  $G(x, x_1) = x x_1 (j_1(x_1) n_1(x) - j_1(x) n_1(x_1))$  is the Green function for the evolution equation of the tensor mode (2.11), and  $J_\nu(x)$ ,  $j_\nu(x)$ , and  $n_\nu(x)$  are the Bessel function, the spherical Bessel function, and the spherical Neumann function, respectively. The shape of the unequal-time power spectrum does not depend on the theoretical parameters such as  $N$  and  $v$ . These parameters change only the amplitude of the power spectrum and appear through a special combination of  $N^{-1}v^4$ . Therefore, in this paper, we define a new parameter through the combination of theoretical parameters as

$$\epsilon_v^2 \equiv N^{-1} (v/m_{\text{pl}})^4 . \quad (2.19)$$

In this paper, for simplicity, we evaluate the weak lensing signal by using the power spectrum during the matter-dominated era. The correction to the radiation component should be small



**Figure 1.** Power spectra  $\mathcal{P}(k\eta, k\eta)$  for the vector and tensor modes from the NLSM. For the presentation purpose, we set  $\mathcal{A} = 1$  in this figure. Due to the convolution of scalar fields in Eqs. (2.12) and (2.13), the peak moves to smaller scales than the horizon scale where  $k\eta = 1$ .

since lensing signals are mainly contributed from the perturbations at late times of cosmic evolution.

We depict the dimensionless equal-time power spectrum for the vector and tensor modes in Fig. 1. We can see that on super (sub) horizon scales, the vector (tensor) mode is greater than the tensor (vector) mode. In the following section, in order to discuss the angular power spectra of the curl and B modes, we evaluate the asymptotic power on small scales. From here, we estimate the asymptotic power of the dimensionless equal-time power spectrum on sub-horizon scales as follows. At first, let us see the vector mode. By integrating Eq. (2.17), we obtain the notation of  $\mathcal{F}_V(q_k, \mu, x)$  exactly as

$$\mathcal{F}_V(q_k, \mu, x) = \sqrt{1 - \mu^2} q_k^{-1/2} p_k^{-3} x^{-3} (q_k J_2(q_k x) J_3(p_k x) - p_k J_3(q_k x) J_2(p_k x)) . \quad (2.20)$$

Using the approximations for the Bessel function,  $J_\nu(x \ll \nu) \propto x^\nu$  and  $J_\nu(x \gg \nu) \propto x^{-1/2} \cos x$ , and assuming a cutoff scale  $1/x$ , we can integrate the auto-power spectrum for the vector mode as

$$\begin{aligned} \mathcal{P}_V(x, x) &\propto x^{-6} \int^{1/x} dq_k \left[ p_k^{-6} J_3^2(p_k x) J_2^2(q_k x) \right. \\ &\quad \left. - 2 p_k^{-5} q_k^{-1} J_2(p_k x) J_3(p_k x) J_2(q_k x) J_3(q_k x) + p_k^{-4} q_k^{-2} J_2^2(p_k x) J_3^2(q_k x) \right] \\ &\sim \alpha_1 x^{-8} + \alpha_2 x^{-7} + \alpha_3 x^{-6} \\ &\propto x^{-6} , \end{aligned} \quad (2.21)$$

where  $\alpha_1$ ,  $\alpha_2$  and  $\alpha_3$  are constants. Therefore the  $k\eta$  dependence of  $\mathcal{P}_V(k\eta, k\eta)$  is  $\propto (k\eta)^{-6}$ . Next, we see the tensor mode. Here we find the most dominant term of  $\mathcal{F}_T(q_k, \mu, x)$ , that is,

the highest power of  $x$  and  $x_1$ , by considering the integrand as

$$\begin{aligned}
\mathcal{F}_T(q_k, \mu, x) &\sim p_k^{-3} q_k^{-1/2} x^{-3} \int^x dx_1 [(x_1 - x) \cos(x - x_1) + (1 + x x_1) \sin(x - x_1)] x_1^{-2} J_3(q_k x_1) J_3(p_k x_1) \\
&\sim p_k^{-3} q_k^{-1/2} x^{-2} \int^{x \rightarrow 1/q_k} dx_1 x_1^{-1} \sin(x - x_1) J_3(q_k x_1) J_3(p_k x_1) \\
&\sim p_k^{-3} q_k^{-1/2} x^{-2} q_k J_3(p_k/q_k),
\end{aligned} \tag{2.22}$$

where we have assumed  $p_k > q_k$  and we can obtain the expression for the case  $p_k < q_k$  in the same way. Now we are able to calculate the  $k\eta$  dependence of  $\mathcal{P}_T(x, x)$  as

$$\begin{aligned}
\mathcal{P}_T(x, x) &\propto \int dq_k q_k^{-1} \left[ p_k^{-3} q_k^{-1/2} x^{-2} q_k J_3(p_k/q_k) \right]^2 \\
&\propto x^{-4} \propto (k\eta)^{-4}.
\end{aligned} \tag{2.23}$$

Here we have obtained the  $k\eta$  dependence of the dimensionless equal-time power spectrum for vector- and tensor- modes as  $\mathcal{P}_V(k\eta, k\eta) \propto (k\eta)^{-6}$  and  $\mathcal{P}_T(k\eta, k\eta) \propto (k\eta)^{-4}$ , respectively. These spectra leave various trails on physical values and these estimations enable us to predict their analytic forms.

### 3 Weak lensing

In this section, we give a review about weak lensing signals. We pull parity-odd signals from the CMB lensing and the cosmic shear which are called the curl and B modes, respectively. In the following subsection, we present details about the curl and B modes.

#### 3.1 CMB lensing curl mode

CMB photons are deflected by foreground scalar, vector, and tensor perturbations. We decompose the deflection angle of CMB photons projected on the celestial sphere  $\Delta_a(\hat{\mathbf{n}})$  into the gradient ( $\phi(\hat{\mathbf{n}})$ ) and curl ( $\varpi(\hat{\mathbf{n}})$ ) modes as

$$\Delta_a(\hat{\mathbf{n}}) = \nabla_a \phi(\hat{\mathbf{n}}) + (\nabla_b \varpi(\hat{\mathbf{n}})) \epsilon^b_a, \tag{3.1}$$

where  $\epsilon^b_a$  is the covariant dimensional Levi-Civita tensor. From here, we drop the gradient mode since, in this paper, we are interested in the curl mode. We expand the curl mode by using the spherical harmonics and define the angular power spectrum for the curl mode as

$$\varpi(\hat{\mathbf{n}}) = \sum_{\ell, m} \varpi_{\ell, m} Y_{\ell, m}(\hat{\mathbf{n}}), \tag{3.2}$$

$$C_\ell^{\varpi\varpi} = \frac{1}{2\ell + 1} \sum_{m=-\ell}^{\ell} \langle \varpi_{\ell, m} \varpi_{\ell, m}^* \rangle. \tag{3.3}$$

By solving the geodesic equation in the perturbed spacetime, the angular power spectrum of the curl mode is expressed in terms of the vector ( $X = V$ ) and tensor ( $X = T$ ) perturbations as

$$C_\ell^{(X)\varpi\varpi} = 4\pi \int_0^\infty \frac{dk}{k} \int_0^{\chi_S} k d\chi \int_0^{\chi_S} k d\chi' \mathcal{S}_{\varpi, \ell}^{(X)}(k\chi) \mathcal{S}_{\varpi, \ell}^{(X)}(k\chi') \mathcal{P}_X(k, \eta_0 - \chi, \eta_0 - \chi'), \tag{3.4}$$

where  $\mathcal{P}_X(k, \eta, \eta')$  denotes the dimensionless unequal-time power spectrum of metric perturbations.  $\mathcal{S}_{\varpi, \ell}^{(X)}(k\chi)$  is the weight function defined as

$$\mathcal{S}_{\varpi, \ell}^{(V)}(x) = \sqrt{\frac{(\ell-1)!}{(\ell+1)!}} \frac{j_\ell(x)}{x}, \quad (3.5)$$

$$\mathcal{S}_{\varpi, \ell}^{(T)}(x) = \frac{1}{2} \frac{(\ell-1)!}{(\ell+1)!} \sqrt{\frac{(\ell+2)!}{(\ell-2)!}} \frac{j_\ell(x)}{x^2}. \quad (3.6)$$

In the case of the CMB lensing, the comoving distance to the source  $\chi_S$  corresponds to that to the CMB last scattering surface.

We assume that the curl-mode lensing potential is reconstructed by using the quadratic estimator [34, 35]. In this case, the CMB lensing noise arises from the lensing reconstruction noise from the cosmic variance of the lensed CMB fluctuations. We assume an ideal experiment for the CMB lensing throughout this paper and neglect instrumental noise. Consequently, the noise of the CMB lensing is limited by the reconstruction noise due to the quadratic estimator.

### 3.2 Cosmic shear B-mode

The intrinsic shape of galaxies is deformed by foreground perturbations. The deformation pattern is characterized by the reduced shear [16, 36]. Because the reduced shear is a spin-2 variable, we can expand the reduced shear according to the spin-2 spherical harmonics as

$$g(\hat{\mathbf{n}}) = \sum_{\ell, m} (E_{\ell m} + iB_{\ell m}) {}_{+2}Y_{\ell m}(\hat{\mathbf{n}}), \quad (3.7)$$

where we split multipole coefficients into E and B modes by using the parity. Hereafter, we focus on the cosmic shear B-mode and drop the E-mode. As well as the CMB lensing, the angular power spectrum of the B mode is defined as

$$C_\ell^{BB} = \frac{1}{2\ell+1} \sum_{m=-\ell}^{\ell} \langle B_{\ell m} B_{\ell m}^* \rangle. \quad (3.8)$$

By solving the perturbed geodesic deviation equation, we can relate the angular power spectrum of the B mode and the vector or tensor metric perturbations as

$$C_\ell^{(X)BB} = \left[ \frac{1}{4} \frac{(\ell+2)!}{(\ell-2)!} \right] 4\pi \int_0^\infty \frac{dk}{k} \int_0^\infty k d\chi \int_0^\infty k d\chi' \mathcal{S}_{B, \ell}^{(X)}(k, \chi) \mathcal{S}_{B, \ell}^{(X)}(k, \chi') \mathcal{P}_X(k, \eta_0 - \chi, \eta_0 - \chi') \quad (3.9)$$

where weight functions are defined as

$$\mathcal{S}_{B, \ell}^{(V)}(k, \chi) = \sqrt{\frac{(\ell-1)!}{(\ell+1)!}} \int_\chi^\infty d\chi_S \frac{N(\chi_S)}{N_g} \frac{j_\ell(k\chi)}{k\chi}, \quad (3.10)$$

$$\begin{aligned} \mathcal{S}_{B, \ell}^{(T)}(k, \chi) &= \frac{1}{2} \frac{(\ell-1)!}{(\ell+1)!} \sqrt{\frac{(\ell+2)!}{(\ell-2)!}} \left[ \int_\chi^\infty d\chi_S \frac{N(\chi_S)}{N_g} \frac{j_\ell(k\chi)}{(k\chi)^2} \right] \\ &\quad + \frac{1}{2} \sqrt{\frac{(\ell-2)!}{(\ell+2)!}} \frac{N(\chi)}{N_g} \left( j'_\ell(k\chi) + 2 \frac{j_\ell(k\chi)}{k\chi} \right). \end{aligned} \quad (3.11)$$

	$f_{\text{sky}}$	$z_{\text{m}}$	$N_{\text{g}}[\text{arcmin}^{-2}]$
HSC	0.05	1.0	35
SKA	0.75	1.6	10
LSST	0.5	1.5	100

**Table 1.** The experimental specifications of the HSC, SKA, and LSST.

To investigate the cosmic shear signals, we need the distribution of galaxies  $N(\chi)$ , which should be determined by observations. Here we assume the following form:

$$N(\chi)d\chi = N_{\text{g}} \frac{3}{2} \frac{z^2}{(0.64z_{\text{m}})^3} \exp \left[ - \left( \frac{z}{0.64z_{\text{m}}} \right)^{3/2} \right] dz, \quad (3.12)$$

where  $z_{\text{m}}$  is the mean redshift, and  $N_{\text{g}}$  is the number of galaxies per square arc-minute. In our study, we assume three ongoing and forthcoming survey designs, that is, the Subaru Hyper-Suprime Cam (HSC) [37], the Square Kilometer Array (SKA) [38], the Large Synoptic Survey Telescope (LSST) [39]. Individual experimental specifications are summarized in Table. 1. We assume that the noise of the cosmic shear is the shot noise originated from the intrinsic shape of galaxies written as

$$N_{\ell}^{BB} = \frac{\langle \gamma_{\text{int}}^2 \rangle}{3600 N_{\text{g}} (180/\pi)^2}, \quad (3.13)$$

where  $\langle \gamma_{\text{int}}^2 \rangle^{1/2}$  is the root-mean square ellipticity of galaxies, which is determined about 0.3 in Ref. [40].

Note that without the dependence of the distribution of galaxies, i.e.,  $N(\chi) = \text{const.}$ , there is the relation between the CMB lensing curl-mode and the cosmic shear B-mode power spectra as [19]

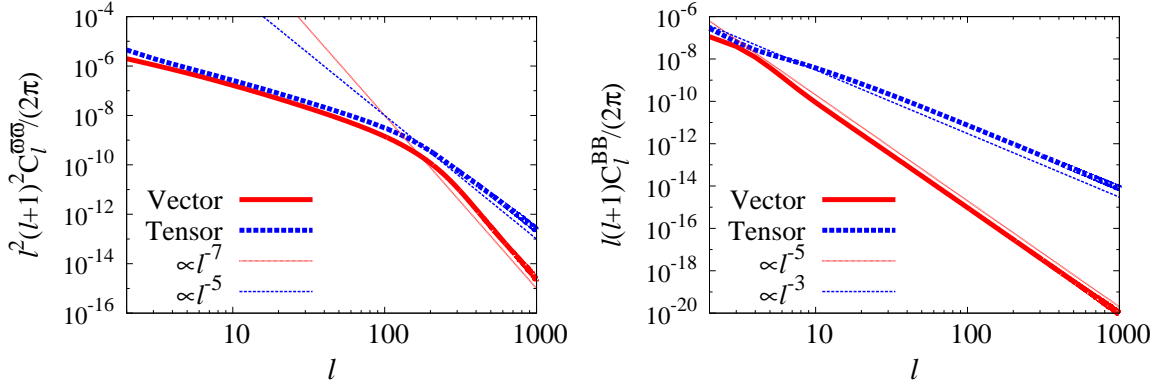
$$C_{\ell}^{\varpi\varpi} = 4 \frac{(\ell-2)!}{(\ell+2)!} C_{\ell}^{BB}. \quad (3.14)$$

We use this relation in the following section to obtain the asymptotic scaling of the angular power spectra.

Before closing this section, we mention our treatment about the unequal-time power spectrum. To calculate weak lensing signals, we need to use the unequal-time power spectrum for the vector and tensor modes. For simplicity, to perform the multiple integration, we assume the case of the totally coherent model [41–44] throughout this paper. In other words, we can write the unequal-time power spectrum as  $\mathcal{P}_{\text{X}}(k\eta, k\eta') = \sqrt{\mathcal{P}_{\text{X}}(k\eta, k\eta) \mathcal{P}_{\text{X}}(k\eta', k\eta')}$ .

## 4 Results and discussions

In this section, we present our main results and give discussions. In Fig. 2, we show weak lensing signals from the global texture modeled by the NLSM. We can find that the contribution to the lensing signal is dominated by the tensor mode. This is because the spherical Bessel function in Eqs. (3.4) and (3.9) projects on the angular power spectrum around  $\ell \sim k\eta$  which corresponds to sub-horizon scales. In Fig. 1, the tensor mode has larger amplitude



**Figure 2.** Left: The angular power spectrum of the CMB lensing curl-mode from vector- and tensor-modes of the texture. Right: The angular power spectrum of the cosmic shear B-mode from vector- and tensor-modes of the texture by assuming the observation as LSST. For the same reason in Fig. 1, we set the theoretical parameter set  $\mathcal{A} = 1$  in both figures.

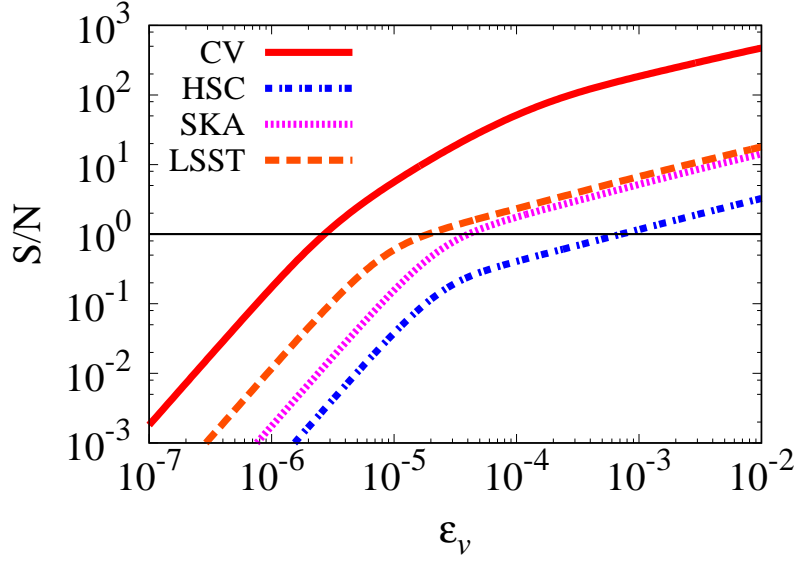
than the vector mode on sub-horizon scales. Therefore, the angular power spectra of the curl and B modes are dominated by the tensor mode. Moreover, the difference between the vector and tensor contributions on the lensing signal is greater at low redshift observation. Note that the CMB B-mode polarization from the tensor mode of the texture has almost the same amplitude [9].

The CMB lensing curl-mode from the texture has a broken power at  $\ell \approx 200$  which is smaller scale compared with the standard peak of the scalar lensing potential or the lensing from the primordial gravitational waves [19, 32]. This is because the peak of the power spectrum from the NLSM does not correspond to the horizon scale but slightly smaller scale due to the nonlinearity (see Fig. 1 or Ref. [10]). On large scales ( $\ell \lesssim 200$ ), the power of the angular power spectra from the vector and tensor modes is proportional to  $\ell^{-2}$ .

Moreover, we can obtain the analytic power on small scales ( $\ell \gg 1$ ) by using the small-angle approximation as following.

$$\begin{aligned}
C_\ell^{(X)\varpi\varpi} &\propto \int_0^\infty \frac{dk}{k} \int_0^{\chi_s} k d\chi \int_0^{\chi_s} k d\chi' \mathcal{S}_{\varpi,\ell}^{(X)}(k\chi) \mathcal{S}_{\varpi,\ell}^{(X)}(k\chi') \mathcal{P}_X(k, \eta_0 - \chi, \eta_0 - \chi') \\
&\propto \frac{1}{\ell^5} \int_0^{\chi_s} d\chi \frac{1}{\chi} \mathcal{P}_X(\ell(\eta_0 - \chi)\chi^{-1}, \ell(\eta_0 - \chi)\chi^{-1}) ,
\end{aligned} \tag{4.1}$$

where we assume the large- $\ell$  limit to provide the above relation and we use the so-called Limber approximation. In the above equation, when the multipole is quite large, the contribution from the power spectrum is mainly coming from the sub-horizon power, that is,  $k\eta \gg 1$ . From Sec. 2, we find that the power spectrum on large multipoles ( $\ell \gg 1$ ) for the vector and tensor modes is therefore proportional to  $(k\eta)^{-6}$  and  $(k\eta)^{-4}$ , respectively. We can derive the asymptotic power of the weak lensing curl mode as  $\ell^4 C_\ell^{(V)\varpi\varpi} \propto \ell^{-7}$  and  $\ell^4 C_\ell^{(T)\varpi\varpi} \propto \ell^{-5}$ . From Eq. (3.14), angular power spectra of the CMB lensing and cosmic shear are related as  $C_\ell^{\varpi\varpi} \propto \ell^{-4} C_\ell^{BB}$ , the asymptotic power of the B-mode cosmic shear can be given as  $\ell^2 C_\ell^{(V)BB} \propto \ell^{-5}$  and  $\ell^2 C_\ell^{(T)BB} \propto \ell^{-3}$ . We can see these asymptotic powers from Fig. 2. Note that observed lensing signal is the sum of the vector and tensor modes, i.e.,  $C_\ell^{(\text{tot})} = C_\ell^{(V)} + C_\ell^{(T)}$ .



**Figure 3.** The signal-to-noise ratio by varying the theoretical parameter  $\epsilon_v$ . In the case of the CMB lensing, we assume the lensing reconstruction noise without the instrumental noise, namely, the cosmic-variance limited noise denoted as CV in this figure. Moreover, for the cosmic shear experiment, we show the signal-to-noise ratio resulting from the HSC, SKA, and LSST experiments. We also show the vertical solid line which corresponds to  $S/N = 1$ .

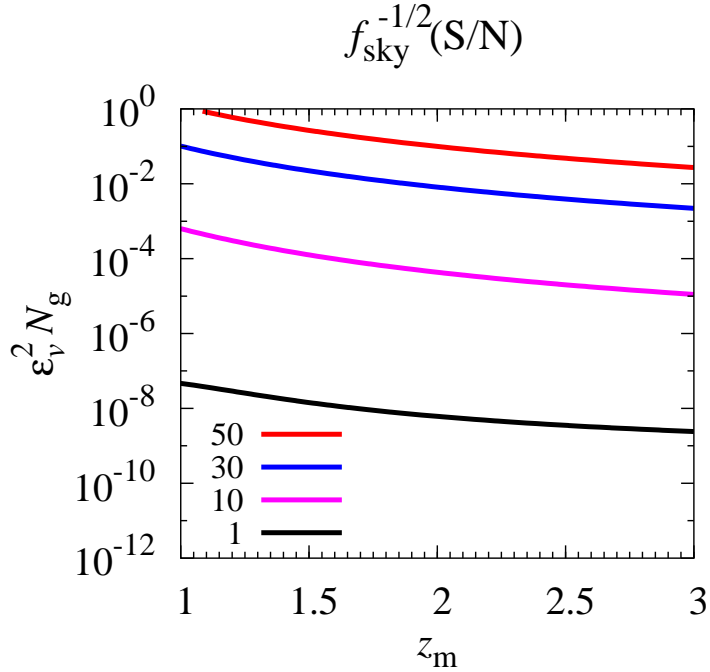
From here, we discuss the detectability of the texture by using the weak lensing signals. We estimate the signal-to-noise ratio as

$$\left(\frac{S}{N}\right)_{<\ell} = \left[ \sum_{\ell'=2}^{\ell} \left( \frac{C_{\ell'}}{\Delta C_{\ell'}} \right)^2 \right]^{1/2}, \quad (4.2)$$

$$\Delta C_{\ell} = \sqrt{\frac{2}{(2\ell+1)f_{\text{sky}}}} (C_{\ell} + N_{\ell}). \quad (4.3)$$

In Fig. 3, we show the relation between the signal-to-noise ratio and the theoretical parameter  $\epsilon_v$ . We can find that the ultimate experiment of the CMB lensing without including the instrumental noise can set an upper limit on the theoretical parameter related to the VEV as  $\epsilon_v \sim 2.7 \times 10^{-6}$ . Note that the current upper bound of this parameter is roughly given by the Planck as  $\epsilon_v \sim 1.3 \times 10^{-5}$  [45, 46].

Constraints from the cosmic shear are much weaker than those from the CMB lensing. This is because signals of the cosmic shear are strongly suppressed on small scales. However, contrary to the CMB lensing observation, the signal-to-noise ratio of cosmic shear experiments depends on parameters of the experimental specification. Fortunately, the theoretical parameter  $\epsilon_v$  changes only the amplitude of the angular power spectrum, namely,  $C_{\ell} \propto \epsilon_v^2$ . From the definition of the signal-to-noise ratio (4.2) and (4.3), the signal-to-noise ratio therefore depends on the special combination  $\epsilon_v^2 N_g$ . In Fig. 4, we show the relation between the signal-to-noise ratio and  $\epsilon_v^2 N_g$  and the mean redshift. From this result, we can give a rough estimation of the signal-to-noise ratio as the function of  $\epsilon_v^2 N_g$  and  $z_m$ , such as  $S/N \propto f_{\text{sky}}^{1/2} [\epsilon_v^2 N_g]^{0.2} z_m^{0.7}$  for the cosmic shear observation. According to this estimation, in



**Figure 4.** The signal-to-noise ratio with the factor  $f_{\text{sky}}^{-1/2}$  as the function of two parameters  $\epsilon_v^2 N_g$  and  $z_m$ . This figure shows contours which corresponds to  $f_{\text{sky}}^{-1/2}(S/N) = 1, 10, 30$ , and  $50$ . We set the maximum multipole to estimate the signal-to-noise ratio as  $\ell_{\text{max}} = 1000$ .

order to improve the detectability, we need to push  $z_m$  to higher redshift rather than adding the number of galaxies  $N_g$  since the signal-to-noise ratio is sensitive to the mean redshift rather than the observing number of galaxies.

## 5 Summary

In this paper, we investigate weak lensing effects from non-topological textures accurately governed by the non-linear sigma model. The phase transitions of the universe induce cosmological defects, e.g., monopoles, strings, or textures. These defects imprint characteristic signatures on cosmological probes such as the CMB fluctuations or the large-scale structure. We can give the constraint on cosmological defects from various observations. Moreover, we can pull information indirectly about cosmological phase transitions which would be happened in the early universe.

In this paper, we examine weak lensing effects. We can decompose weak lensing effects into two types of the signature by using the parity. The parity-odd signal in weak lensing effects is induced from only the vector and tensor modes. The dynamics of the non-topological texture is well described by the non-linear sigma model which induces not only scalar but also vector and tensor modes. In order to estimate the weak lensing signal, we need to calculate the unequal-time power spectrum for the vector and tensor modes. Throughout this paper, to proceed the numerical calculation, we restrict the totally coherent model for the texture

which gives the unequal-time power spectrum is written by the separable form. We leave future works as considering any other models of the unequal-time power spectrum.

We present the CMB lensing curl-mode and cosmic shear B-mode from the non-topological texture with the large- $N$  limit. In both observables, we newly find that the tensor mode dominates over the angular power spectrum of the curl and B modes. We estimate the signal-to-noise ratio as a function of the theoretical parameter  $\epsilon_v$ . From our analysis, we find that the CMB lensing measurement by using the quadratic estimator without the instrumental noise would give an upper limit as  $\epsilon_v \sim 2.7 \times 10^{-6}$ . In the cosmic shear measurement, we give a relation between the signal-to-noise ratio and the survey design parameters. From this result, improving the mean redshift is effective to study the non-topological texture in the cosmic shear experiment.

## Acknowledgments

This work was supported in part by a Grant-in-Aid for Japan Society for the Promotion of Science Research under Grants No. 14J00063 (S.S.) and No. 15J05029 (K.H.) and a JSPS Grant-in-Aid for Scientific Research under Grant No. 24340048 (K.I.). I also acknowledge the Kobayashi-Maskawa Institute for the Origin of Particles and the Universe, Nagoya University, for providing useful computing resources for conducting this research.

## References

- [1] M. B. Hindmarsh and T. W. B. Kibble, *Cosmic strings*, *Rept. Prog. Phys.* **58** (1995) 477–562, [[hep-ph/9411342](#)].
- [2] N. Turok, *Global texture as the origin of cosmic structure*, *Phys. Rev. Lett.* **63** (Dec, 1989) 2625–2628.
- [3] N. Turok and D. N. Spergel, *Scaling solution for cosmological  $\sigma$  models at large  $N$* , *Phys. Rev. Lett.* **66** (Jun, 1991) 3093–3096.
- [4] M. Kunz and R. Durrer, *Microwave background anisotropies induced by global scalar fields: The Large  $N$  limit*, *Phys. Rev.* **D55** (1997) R4516–R4520, [[astro-ph/9612202](#)].
- [5] D. N. Spergel, N. Turok, W. H. Press and B. S. Ryden, *Global texture as the origin of large scale structure: numerical simulations of evolution*, *Phys. Rev.* **D43** (1991) 1038–1046.
- [6] R. Durrer, M. Kunz, C. Lineweaver and M. Sakellariadou, *Cosmic microwave background anisotropies from scaling seeds: Fit to observational data*, *Phys. Rev. Lett.* **79** (1997) 5198–5201, [[astro-ph/9706215](#)].
- [7] R. Durrer, M. Kunz and A. Melchiorri, *Cosmic microwave background anisotropies from scaling seeds: Global defect models*, *Phys. Rev.* **D59** (1999) 123005, [[astro-ph/9811174](#)].
- [8] J. Garcia-Bellido, R. Durrer, E. Fenu, D. G. Figueroa and M. Kunz, *The local B-polarization of the CMB: a very sensitive probe of cosmic defects*, *Phys. Lett.* **B695** (2011) 26–29, [[1003.0299](#)].
- [9] E. Fenu, D. G. Figueroa, R. Durrer, J. Garcia-Bellido and M. Kunz, *Cosmic Microwave Background temperature and polarization anisotropies from the large- $N$  limit of global defects*, *Phys. Rev.* **D89** (2014) 083512, [[1311.3225](#)].
- [10] R. Durrer, D. G. Figueroa and M. Kunz, *Can Self-Ordering Scalar Fields explain the BICEP2 B-mode signal?*, *JCAP* **1408** (2014) 029, [[1404.3855](#)].
- [11] D. G. Figueroa, M. Hindmarsh and J. Urrestilla, *Exact Scale-Invariant Background of Gravitational Waves from Cosmic Defects*, *Phys. Rev. Lett.* **110** (2013) 101302, [[1212.5458](#)].

- [12] E. Fenu, D. G. Figueroa, R. Durrer and J. Garcia-Bellido, *Gravitational waves from self-ordering scalar fields*, *JCAP* **0910** (2009) 005, [0908.0425].
- [13] K. Jones-Smith, L. M. Krauss and H. Mathur, *A Nearly Scale Invariant Spectrum of Gravitational Radiation from Global Phase Transitions*, *Phys. Rev. Lett.* **100** (2008) 131302, [0712.0778].
- [14] K. Horiguchi, K. Ichiki, T. Sekiguchi and N. Sugiyama, *Primordial magnetic fields from self-ordering scalar fields*, *JCAP* **1504** (2015) 007, [1501.06304].
- [15] M. Bartelmann and P. Schneider, *Weak gravitational lensing*, *Phys. Rept.* **340** (2001) 291–472, [astro-ph/9912508].
- [16] A. Lewis and A. Challinor, *Weak gravitational lensing of the cmb*, *Phys. Rept.* **429** (2006) 1–65, [astro-ph/0601594].
- [17] A. Stebbins, *Weak lensing on the celestial sphere*, astro-ph/9609149.
- [18] C. M. Hirata and U. Seljak, *Reconstruction of lensing from the cosmic microwave background polarization*, *Phys. Rev.* **D68** (2003) 083002, [astro-ph/0306354].
- [19] D. Yamauchi, T. Namikawa and A. Taruya, *Full-sky formulae for weak lensing power spectra from total angular momentum method*, *JCAP* **1308** (2013) 051, [1305.3348].
- [20] PLANCK collaboration, P. A. R. Ade et al., *Planck 2015 results. XV. Gravitational lensing*, 1502.01591.
- [21] M. Kilbinger et al., *CFHTLenS: Combined probe cosmological model comparison using 2D weak gravitational lensing*, *Mon. Not. Roy. Astron. Soc.* **430** (2013) 2200–2220, [1212.3338].
- [22] J. Benjamin et al., *CFHTLenS tomographic weak lensing: Quantifying accurate redshift distributions*, *Mon. Not. Roy. Astron. Soc.* **431** (2013) 1547, [1212.3327].
- [23] F. Simpson et al., *CFHTLenS: Testing the Laws of Gravity with Tomographic Weak Lensing and Redshift Space Distortions*, *Mon. Not. Roy. Astron. Soc.* **429** (2013) 2249, [1212.3339].
- [24] DES collaboration, T. Abbott et al., *Cosmology from cosmic shear with Dark Energy Survey Science Verification data*, *Phys. Rev.* **D94** (2016) 022001, [1507.05552].
- [25] DES collaboration, M. R. Becker et al., *Cosmic shear measurements with Dark Energy Survey Science Verification data*, *Phys. Rev.* **D94** (2016) 022002, [1507.05598].
- [26] D. Yamauchi, T. Namikawa and A. Taruya, *Weak lensing generated by vector perturbations and detectability of cosmic strings*, *JCAP* **1210** (2012) 030, [1205.2139].
- [27] D. Yamauchi, K. Takahashi, Y. Sendouda and C.-M. Yoo, *Weak lensing of CMB by cosmic (super-)strings*, *Phys. Rev.* **D85** (2012) 103515, [1110.0556].
- [28] T. Namikawa, D. Yamauchi and A. Taruya, *Constraining cosmic string parameters with curl mode of CMB lensing*, *Phys. Rev.* **D88** (2013) 083525, [1308.6068].
- [29] C. Li and A. Cooray, *Weak Lensing of the Cosmic Microwave Background by Foreground Gravitational Waves*, *Phys. Rev.* **D74** (2006) 023521, [astro-ph/0604179].
- [30] S. Dodelson, E. Rozo and A. Stebbins, *Primordial gravity waves and weak lensing*, *Phys. Rev. Lett.* **91** (2003) 021301, [astro-ph/0301177].
- [31] D. Sarkar, P. Serra, A. Cooray, K. Ichiki and D. Baumann, *Cosmic shear from scalar-induced gravitational waves*, *Phys. Rev.* **D77** (2008) 103515, [0803.1490].
- [32] S. Saga, D. Yamauchi and K. Ichiki, *Weak lensing induced by second-order vector mode*, *Phys. Rev.* **D92** (2015) 063533, [1505.02774].
- [33] S. Saga, *Observable cosmological vector mode in the dark ages*, 1607.03973.

- [34] A. Cooray, M. Kamionkowski and R. R. Caldwell, *Cosmic shear of the microwave background: The Curl diagnostic*, *Phys. Rev.* **D71** (2005) 123527, [[astro-ph/0503002](#)].
- [35] T. Namikawa, D. Yamauchi and A. Taruya, *Full-sky lensing reconstruction of gradient and curl modes from CMB maps*, *JCAP* **1201** (2012) 007, [[1110.1718](#)].
- [36] S. Seitz, P. Schneider and J. Ehlers, *Light propagation in arbitrary space-times and the gravitational lens approximation*, *Class. Quant. Grav.* **11** (1994) 2345–2374, [[astro-ph/9403056](#)].
- [37] HSC collaboration, *Hyper Suprime-Cam Design Review*, .
- [38] M. L. Brown et al., *Weak gravitational lensing with the Square Kilometre Array*, *PoS AASKA14* (2015) 023, [[1501.03828](#)].
- [39] LSST Science Collaboration, P. A. Abell, J. Allison, S. F. Anderson, J. R. Andrew, J. R. P. Angel et al., *LSST Science Book, Version 2.0*, *ArXiv e-prints* (Dec., 2009) , [[0912.0201](#)].
- [40] G. Bernstein and M. Jarvis, *Shapes and shears, stars and smears: optimal measurements for weak lensing*, *Astron.J.* **123** (2002) 583–618, [[astro-ph/0107431](#)].
- [41] J. Magueijo, A. Albrecht, P. Ferreira and D. Coulson, *The Structure of Doppler peaks induced by active perturbations*, *Phys. Rev.* **D54** (1996) 3727–3744, [[astro-ph/9605047](#)].
- [42] R. Durrer and M. Sakellariadou, *Microwave background anisotropies from scaling seed perturbations*, *Phys. Rev.* **D56** (1997) 4480–4493, [[astro-ph/9702028](#)].
- [43] R. Durrer, M. Kunz and A. Melchiorri, *Cosmic structure formation with topological defects*, *Phys. Rept.* **364** (2002) 1–81, [[astro-ph/0110348](#)].
- [44] D. Yamauchi, T. Namikawa and A. Taruya, *Weak lensing generated by vector perturbations and detectability of cosmic strings*, *JCAP* **10** (Oct., 2012) 30, [[1205.2139](#)].
- [45] M. A. Amin and D. Grin, *Probing early-universe phase transitions with CMB spectral distortions*, *Phys. Rev.* **D90** (2014) 083529, [[1405.1039](#)].
- [46] PLANCK collaboration, P. A. R. Ade et al., *Planck 2013 results. XXV. Searches for cosmic strings and other topological defects*, *Astron. Astrophys.* **571** (2014) A25, [[1303.5085](#)].