

Discovery, Retrieval, and Analysis of 'Star Wars' botnet in Twitter

Juan Echeverria*, Shi Zhou

Department of Computer Science
University College London (UCL), United Kingdom

* J.EcheverriaGuzman@ucl.ac.uk

Abstract—It is known that many Twitter users are bots, which are created and controlled by computers. Twitter bots can send spam tweets, manipulate public opinion and be used for online fraud. Here we report the discovery, retrieval, and analysis of the 'Star Wars' botnet on Twitter, which consists of more than 350,000 bots tweeting random quotations from Star Wars novels. This work provides a valuable ground truth dataset for research on Twitter bots. The dataset is unusually large, many times larger than other available datasets. More importantly, it contains only a single botnet – all of the botnet. The analysis of the data has revealed rich details on how the botnet was designed and created. As of this writing, the Star Wars bots have not been blocked or deleted from Twitter. They have been well hidden since their creation in 2013, despite the increasing number of efforts in recent years to detect and remove Twitter bots. We discovered the Star Wars bots by accident, in a way that is quite 'unconventional' and different from existing efforts. This should invite reflection on future challenges and current problems of Twitter bot detection.

I. INTRODUCTION

Twitter plays an increasingly important role in modern society. There are more than 313 million active users, and about 500 million tweets are created everyday [1]. Twitter has been the subject of intensive study in recent years. For example, [2] studied the graph of Twitter users and [3] examined how to measure the influence of a Twitter user. A popular research trend is to analyse the real-time stream of tweets as data source to detect and predict events, such as outbreak of epidemics [4], election results [5], earthquakes and typhoons [6].

A. Twitter bots and botnet

There are a lot of fake Twitter user accounts, called bots [7], that are owned and used not by real people, but by computers. A botnet is a collection of bots that have the same properties and are created and controlled by the same 'botmaster' [8].

B. Threats of Twitter bots

Some Twitter bots have benign purposes, for example automated tweet alert of a new research article or weather forecast. Many bots, however, have non-benign purposes, such as the followings.

a) Spamming: Spammer bots can send a large amount of unsolicited content to other users. The most common objective of spam is getting users to click on advertising links with questionable value [9], or propagate computer viruses and other malware.

b) Fake trending topics: If bots are able to pass as humans through Twitter's filters, they would be counted by Twitter for choosing trending topics and hashtags. This would allow the bots to create fake trending topics that are not actually being popular in Twitter.

c) Opinion manipulation: A large group of bots can misrepresent public opinion. If the bots are not detected in time, they could tweet like real users, but coordinated centrally around a specific topic. They could all post positive or negative tweets skewing metrics used by companies and researchers to track opinions on that topics.

d) Astroturfing attack: Bots can orchestrate a campaign to create a fake sense of agreement among Twitter users [10], [11], where they mask the sponsor of the message, making it seem like it originates from the community itself.

e) Fake Followers: Fake followers can be bought or sold online [12]. After receiving payment from a user, the botmaster of a botnet can instruct its bots to follow that user. Fake followers could make a user seem more important than it is [13], [14], [15]. One would expect that fake followers should try to appear like real users [16], [9], however people rarely verify whether someone's followers are human or bots.

f) Streaming API contamination: Many research works rely on analysing tweet data returned by Twitter's streaming API. It is reported [18] that the API is susceptible to an attack by bots, where bots can time their tweets in such a way that their tweets can be included in the API with a probability higher than the expected 1%, up to as high as 82%.

C. Twitter bots detection

It is reported that the Twitter company has been identifying and removing suspicious users, many of which are spammer bots [19]. One may wonder whether Twitter actually removes as many bots as it possibly can.

Researchers have proposed a series of methods to detect Twitter bots [20], [21], [19]. For example, [22] used the Levenstein distance between tweets to identify bots; [23] and [24] aimed to classify bots quickly with minimum information; [10] discovered a botnet of 130 bots.

It is recognised that a major challenge to the research on Twitter bots is a lack of ground truth data [20]. Twitter does not disclose their bot data. So far, datasets that have been made publicly available by researchers are small, with the largest dataset contains only a few thousands of bots. All these datasets contain bots from different botnets. Many identified bots have already been suspended and therefore completely disappeared from Twitter.

D. Contributions of this paper

Here, we report the discovery of the Twitter 'Star Wars' botnet. This dataset is unique and valuable for a number of reasons. Firstly, it is unusually large, containing more than 350,000 bots; secondly, it is the first dataset that only contains bots from a single botnet and therefore showing the same properties; thirdly, the identified bots, at the time of this publication, are still alive on Twitter, allowing researchers to collect, monitor and study them; and finally, the Star Wars bots exhibit some interesting properties that have not been reported before. New knowledge learned from this botnet has already allowed us to discover another botnet with more than half a million bots, which will be reported in a separate paper.

II. DISCOVERY OF THE STAR WARS BOTS

The Star Wars bots were discovered by chance when we studied the location of tweets created by a 1% random sample of Twitter users.

A. Data of 1% random Twitter users

There are efforts to collect complete datasets from Twitter [25], [26]. Most studies, however, have relied on sampled datasets [27], [28]. We can use Twitter stream API to get samples of real-time tweets [29]. Or we can firstly obtain a sample of Twitter users and then use Twitter API to retrieve the latest 3,200 tweets for each of the users. Twitter users can be sampled by the random walk or breadth-first search (among others) [17], [27] on the Twitter user graph.

Twitter users can also be collected by random uniform sampling [30], [31]. While each user chooses its own username, Twitter assigns each user a unique 32-bit ID number¹. In early 2015, we randomly chose user IDs with a uniform 1% probability in the ID space from 1 to 2^{32} . We retrieved the user profile for each valid user ID. In this work, we considered only English-speaking users, so we filtered out any user whose declared interface language was not English.

We collected 6 million random (English speaking) Twitter users, which are called the *1% random users* dataset.

B. Abnormal distribution of tweet locations

Different from the registered location in its profile, a Twitter user can choose to tag each tweet with the latitude and longitude coordinates where the tweet is created. Change of tweet locations reflects a user's mobility.

The 1% random users had 843 million tweets, of which 20 million had a location tag. Figure 1 shows the number of tweets located in each geographic cell of 1° longitude width and 1° latitude height. While the distribution of tweet locations is in general coincident with the distribution of Twitter users population, there are surprisingly two rectangle areas over North America and Europe that are solidly filled with blue colour cells (with 1 - 9 tweets) over large uninhabited areas such as seas, deserts and frozen lands. Outside the two rectangles, there are only a few blue colour cells on such uninhabited areas.

The two rectangles have sharp corners and straight borders that are parallel to the latitude and longitude lines. These are distinct characteristics of computer automation.

Our instinct was that these uniform, low-density blankets of tweets over uninhabited area were likely created by Twitter bots. Computer programs can easily tag tweets with randomly generated latitude and longitude values in the ranges covering the borders of North America and Europe/North Africa. A possible explanation is that the bots might try to pretend that they tweet from North America and Europe where Twitter is popular.

C. Tweets of random quotations from Star Wars novels

There are 23,820 tweets located in the blue-colour cells inside the two rectangles. We manually checked the text of these tweets. We found out that many of these tweets were

¹Twitter recently extended the user ID space to 64 bits, which has no effect on this work.

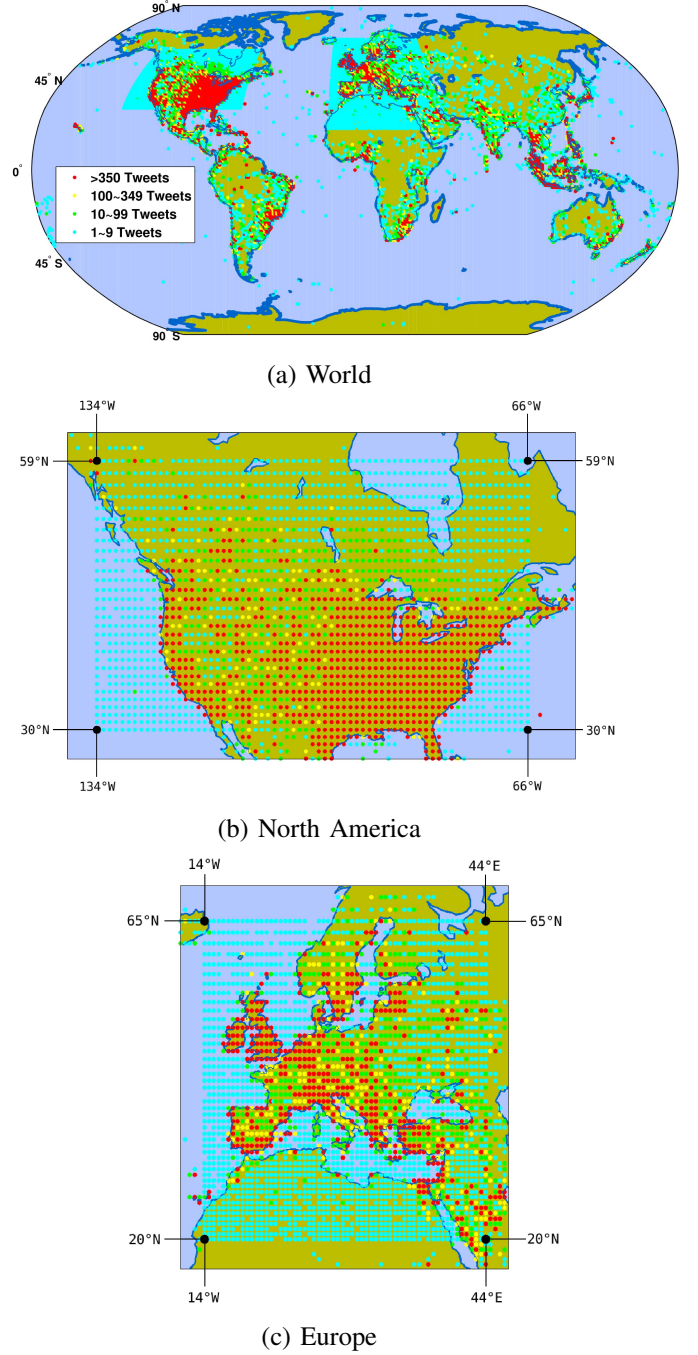


Figure 1: Distribution of geographic locations of tweets created by 1% random Twitter users. The map is divided into cells of 1 latitude and 1 longitude. The number of tweets in each cell is coded with colours.

randomly quoted from Star Wars novels. We identified that at least 11 different Star Wars novels are used as the source of the tweets. Here is an example:

Luke's answer was to put on an extra burst of speed. There were only ten meters #separating them now. If he could cover t

This tweet is quoted from the book *Star Wars: Choices of One*, where Luke Skywalker is a distinct character. Some tweets started or ended with a truncated word. Some tweets have a hashtag or a hash symbol inserted at a random place.

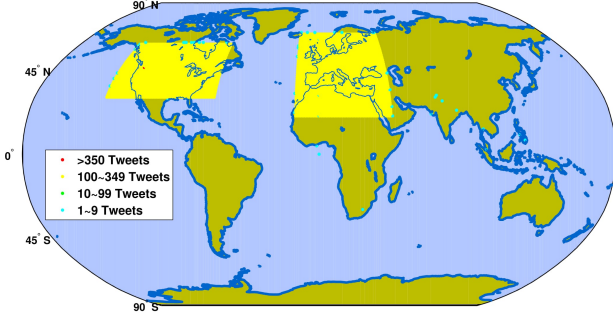


Figure 4: Geographic distribution of 1.2 million location-tagged tweets created by the Star Wars bots.

We used this training dataset to train a Naive Bayes classifier. We tested the classifier with 10-fold cross validation. The classifier achieved $>99\%$ for precision, recall and F-measure on each of the folds. The confusion matrix is shown in table I.

As a sanity test, we also created a balanced training dataset of 9k real users and 9k bots (by adding two copies of the bots). Training with this dataset produced near identical results.

It is evident that this basic machine learning classifier is sufficient for this task. This is because tweets created by the Star Wars bots show textual features that are distinct from those created by real users, as illustrated in Figure 3.

We collected the 14 million English-speaking Twitter users whose IDs were between 1.5×10^9 and 1.6×10^9 . We removed users with > 11 tweets, > 10 followers or > 31 friends. We also removed users whose tweet source is not 'Twitter for Windows Phone'. These filters come from the information we obtained earlier from the manually tagged Star Wars bots. From the remaining users, the classifier detected 356,957 Star Wars bots. The users tagged as bots that were removed by our filters were less than 5% of this amount. Table II shows properties of the 356,957 Star Wars bots in comparison to the 1% random users.

IV. TWEET LOCATION PROPERTIES OF THE STAR WARS BOTS

The Star Wars bots are classified based on their tweet text features with no input of tweet location information. As shown in Table II, 97.7% Star Wars bots have location-tagged tweets; and almost exactly half of all the bots' tweets have location tags. In contrast, very few random users have location-tagged tweets.

The 1.2 million location-tagged tweets of the Star Wars bots are distributed inside the two rectangles with an exact 50/50 split, except only 38 tweets falling outside the rectangles.

Furthermore, Figure 4 shows that the 1.2 million location-tagged tweets of the bots are *uniformly* distributed in the two rectangles. The uniform distribution is also confirmed by examining the number of tweets in each cell as shown in Figure 5. These unusual properties strongly indicate an artificial control.

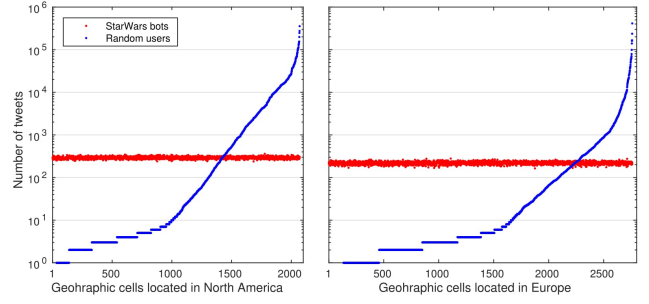


Figure 5: Number of tweets created by the Star Wars bots and the random users in geographic cells inside the two rectangles. The cells in each rectangle are ordered with increasing number of tweets created by the random users.

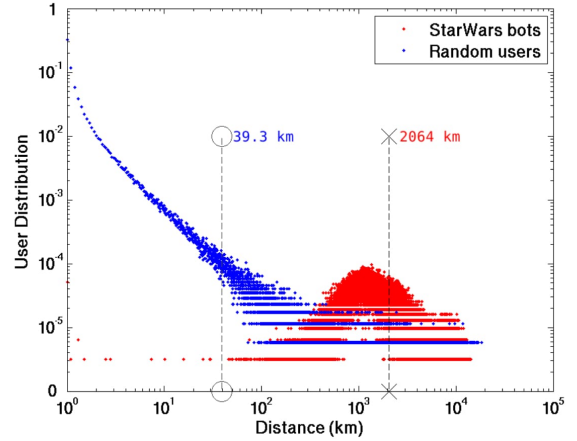


Figure 6: Distribution of the Star Wars bots and the random users as a function of the average Haversine distance between consecutive location-tagged tweets. The two vertical dash lines show the average Haversine distance for all the bots and all the random users, respectively.

We also calculated the average Haversine distance² between two consecutive location-tagged tweets of each bot and random user. Figure 6 shows the distribution of this quantity for the random users follows a power-law, with an average distance of less than 40 km. In sharp contrast, the distribution for the Star Wars bots resembles a bell curve, with an average distance of 2,064km, which is about the distance between the center of the two rectangles.

This suggests that when a Star Wars bot fakes its tweet locations, it firstly randomly chooses a continent, either Europe or North America, with equal probability; and then randomly generates a pair of latitude and longitude values within the ranges of that region. As such, many consecutive tweets are located in different continents.

V. DISCUSSION

A. Creation of the Star Wars botnet

The above analysis reveals many details on the design and creation of the Star Wars bots.

Firstly, the user IDs of the Star Wars bots are between 1.5×10^9 and 1.6×10^9 . From this we can infer that the

²Defined as the surface distance between two locations taking into account of the Earth's sphere shape [32].

Properties	Random users	Star Wars bots
Number of users	6,063,970	356,957
Users with location-tagged tweets	208,612	349,045
% users with location-tagged tweets	3.4%	97.7%
Number of tweets	842,670,281	2,422,013
Location-tagged tweets	19,777,003	1,209,597
% of location-tagged tweets	2.3%	49.9%
Of the location-tagged tweets		
Tweets in EU rectangle	3,486,239	604,647
% of tweets in EU rectangle	17.6%	50.0%
Tweets in N. Am. rectangle	8,950,941	604,912
% of tweets in N. Am. rectangle	45.2%	50.0%
Tweets elsewhere	7,339,823	38
% of tweets elsewhere	37.1%	0.0%
Tweet source		
Twitter for iPhone	31.1%	-
Twitter Web client	17.2%	-
Twitter for Android	14.9%	-
Twitter for Blackberry	6.8%	-
Mobile Web	0.99%	-
Twitter for Windows Phone	0.02%	100%

Table II: Properties of the Star Wars bots and the 1% random users.

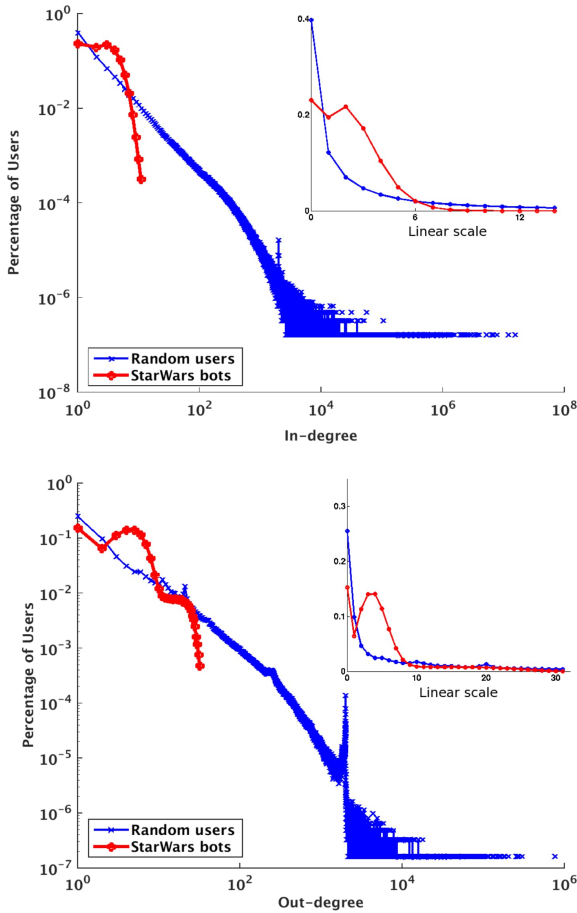


Figure 7: Distributions of in-degree (followers) and out-degree (friends or followees) for the Star Wars bots and the random users. The insets show the same distributions in linear scale.

Star Wars botnet was created between 20 June - 14 July 2013, because that was the time period Twitter assigned user IDs from that range to new users.

Secondly, each Star Wars bot only created a few tweets, all of which were random quotations from one of a series of Star Wars novels. Some tweets have random hashtags inserted.

Thirdly, half of the tweets were tagged with a faked location, which was a random location with in one of the two rectangles.

Fourthly, the bots only used Windows phone as tweet source. And they did not retweet or mention other users.

B. Reflection on the discovery

We discovered the Star Wars bots by accident. The bots tagged their tweets with random locations in North America and Europe as a deliberate effort to make their tweets look more real. But this trick backfired – the fake locations when plotted on a map were completely abnormal³.

It was also a ‘mistake’ for the bots to use the Star Wars novels as the sole source of their tweets. So when we studied the abnormal tweets, the Star Wars theme was easy to see. It was also this feature that allowed us to use a simple classifier to accurately identify all Star War bots. In addition, the fact that all of the bots were created during a relatively small period of time (and thus were given user IDs within a narrow range), gave us the additional convenience to test only users registered in that period.

C. ‘Success’ of the Star Wars botnet

There have been a lot of efforts to detect and remove bots from Twitter. How can such a huge botnet, created in 2013, remain hidden until now?

Firstly it seems the Star Wars bots were deliberately designed to keep a low profile. They tweeted a few times, not too many, not too few. They avoided doing anything special.

³It’s important to note that this anomaly could only be noticed by a human looking at the map. A computer algorithm would have a hard time to realise the anomaly, especially when the anomaly only associates with low density distribution of tweets.

Secondly they only tweeted random quotations from novels. This helped the tweets appear like using real human’s language. This invalidates those bot detection methods based on detecting language created by machines.

Thirdly the bots were carefully designed to have ‘normal’ user profiles. We observed that some of the bots even have profile pictures. This invalidates the detection methods based on profile analysis.

Finally and more importantly, it seems the Star Wars bots were deliberately designed to circumvent many of the heuristics underlying bot detection methods. For example, contrary to popular assumptions on bots, the Star Wars bots do not have any URLs in their tweets, they never mention or reply to other users, and they only follow a small number of friends in comparison to random users (see Figure 7).

D. Critical reflection on Twitter bot detection

It is likely that botmasters are keeping their eyes on the latest developments on bot detection techniques. For example, after reading this paper, bot designers may learn a lesson that there is no need to tag tweets with locations at all, because most users do not. Also, quotations should use diverse sources, such as a random collection of novels, magazines or social media postings.

Future botnets could easily be programmed to avoid such design ‘mistakes’. Indeed, future bots can learn lessons from all previous detection methods, and it may become more and more difficult to detect future botnets. So far there is no known feature that can be used to distinct bots from real users but can not be deliberately modified by bots.

Given the challenge ahead, it is time to reflect on some of the problems in the bot detection research area. Firstly, many detection methods are based on assumptions about bots, but many of such assumptions are not sufficiently supported by data evidence. Research interest is increasingly focused in exploring machine learning techniques, where bot detection is merely an ‘application scenario’. Incrementing the amount of ground truth and of analysis of a botnet that is there is an endeavour just as important.

This approach has combined uniform sampling, the simplest of analysis, and one of the most basic machine learning classifiers. However, even with these elementary techniques we have uncovered a botnet far larger than most of the previous research efforts.

Finally, some researchers are keen to seek for a ‘general’ method to detect all bots, but they can not explain why vastly different types of bots and botnets should share any common features at all. Indeed, existing efforts on a general detection method have only detected a small number of bots. This approach will become more problematic as future new bots will be designed to be different from any bots that have already been detected.

E. Potential threats of the Star Wars bots

The low tweet count and the long period of inactivity of the Star Wars bots might look like a reason to think they are harmless. The years-long inactivity may make one wonder whether the bots have been forgotten by their master, or the access credentials were lost, or the bots

Twitter user ID	Number of Star Wars bot followers
19196415	15,955
14230524	14,315
39922782	13,018
29547045	11,946

Table III: Examples of Twitter users followed by large numbers of Star Wars bots

were created only for fun? However, it takes effort and resources to create such a large number of bots and it is unlikely they have been forgotten, especially when they are actually very useful and valuable.

What if the master of the botnet deliberately make them hidden with a low profile? If so, not only the bots have successfully defeated previous detection efforts, but also they can in theory pose all of the threats discussed in Section I-B, including spam, fake trending topics, opinion manipulation, astroturfing attack.

It is known [21] that pre-aged bots are sold at a premium on the black market. This means the Star Wars bots are perfectly suited to be sold as fake followers because they are already three years old and therefore more ‘valuable’.

For example, as shown in Table III, we found that there are a few users, who are not members of the Star Wars botnet, are followed by large numbers of the Star Wars bots. It is likely these bots have been sold as fake followers to those users.

In recent years, fake online user accounts, including Twitter bots, have been increasingly used for online advertisement fraud with billions of dollars on stake, where computers log into fake accounts and then browser web-pages to generate fake impressions and clicks. In this case, even if the bots are being used daily, we will not see any tweeting activities.

VI. CONCLUSION

The discovery of the Star Wars botnet provides a valuable source of ground truth data for research on Twitter bots. It is very large, many times larger than publicly available datasets. More importantly, it contains only a single botnet – and the whole of the botnet, which allows us to reveal the details on how the botnet was designed and created. As of this writing, the Star Wars bots are still alive on Twitter, which provides researchers a rare opportunity to monitor and study the bots.

The data of the Star Wars bots are available for researchers on request. Researchers can also collected the bots by following details in this paper. The more we know and understand the design and behaviour of bots, the more likely we will be able to propose effective methods to uncover and fight against them. Recently we discovered a special property of the Star Wars bots that has never been reported before. Based on this knowledge, we discovered another every larger Twitter botnet with more than 500k bots. This will be reported in a separate paper.

REFERENCES

- [1] “About Twitter, Inc. | About.” [Online]. Available: <https://about.twitter.com/company>

- [2] H. Kwak, C. Lee, H. Park, and S. Moon, "What is Twitter, a social network or a news media?" in *Proceedings of the 19th international conference on World wide web*, ser. WWW '10. New York, NY, USA: ACM, 2010, pp. 591–600. [Online]. Available: <http://doi.acm.org/10.1145/1772690.1772751>
- [3] M. Cha, H. Haddadi, F. Benevenuto, and K. P. Gummadi, "Measuring user influence in twitter: The million follower fallacy," in *4th international aaai conference on weblogs and social media (icwsn)*, vol. 14, 2010, p. 8. [Online]. Available: <http://www.aaai.org/ocs/index.php/ICWSM/ICWSM10/paper/download/1538/1826>
- [4] V. Lampos, T. D. Bie, and N. Cristianini, "Flu Detector - Tracking Epidemics on Twitter," in *Machine Learning and Knowledge Discovery in Databases*, ser. Lecture Notes in Computer Science, J. L. Balcázar, F. Bonchi, A. Gionis, and M. Sebag, Eds. Springer Berlin Heidelberg, Sep. 2010, no. 6323, pp. 599–602, doi: 10.1007/978-3-642-15939-8_42. [Online]. Available: http://link.springer.com/chapter/10.1007/978-3-642-15939-8_42
- [5] A. Tumasjan, T. O. Sprenger, P. G. Sandner, and I. M. Welp, "Predicting Elections with Twitter: What 140 Characters Reveal about Political Sentiment," in *Fourth International AAAI Conference on Weblogs and Social Media*, May 2010, [Online]. Available: <http://www.aaai.org/ocs/index.php/ICWSM/ICWSM10/paper/view/1441>
- [6] T. Sakaki, M. Okazaki, and Y. Matsuo, "Earthquake shakes Twitter users: real-time event detection by social sensors," in *Proceedings of the 19th international conference on World wide web*, ser. WWW '10. New York, NY, USA: ACM, 2010, pp. 851–860. [Online]. Available: <http://doi.acm.org/10.1145/1772690.1772777>
- [7] "ASONAM 2015 Bot Detection Tutorial." [Online]. Available: <http://www.public.asu.edu/~fmorstat/bottutorial/>
- [8] Y. Boshmaf, I. Muslukhov, K. Beznosov, and M. Ripeanu, "The Socialbot Network: When Bots Socialize for Fame and Money," in *Proceedings of the 27th Annual Computer Security Applications Conference*, ser. ACSAC '11. New York, NY, USA: ACM, 2011, pp. 93–102. [Online]. Available: <http://doi.acm.org/10.1145/2076732.2076746>
- [9] C. Grier, K. Thomas, V. Paxson, and M. Zhang, "@spam: the underground on 140 characters or less," in *Proceedings of the 17th ACM conference on Computer and communications security*, ser. CCS '10. New York, NY, USA: ACM, 2010, pp. 27–37. [Online]. Available: <http://doi.acm.org/10.1145/1866307.1866311>
- [10] N. Abokhodair, D. Yoo, and D. W. McDonald, "Dissecting a Social Botnet: Growth, Content and Influence in Twitter," in *Proceedings of the 18th ACM Conference on Computer Supported Cooperative Work & Social Computing*, ser. CSCW '15. New York, NY, USA: ACM, 2015, pp. 839–851. [Online]. Available: <http://doi.acm.org/10.1145/2675133.2675208>
- [11] J. Ratkiewicz, M. Conover, M. Meiss, B. Goncalves, S. Patil, A. Flammini, and F. Menczer, "Truthy: mapping the spread of astroturf in microblog streams," in *Proceedings of the 20th international conference companion on World wide web*, ser. WWW '11. New York, NY, USA: ACM, 2011, pp. 249–252. [Online]. Available: <http://doi.acm.org/10.1145/1963192.1963301>
- [12] C. Yang, R. Harkreader, J. Zhang, S. Shin, and G. Gu, "Analyzing spammers' social networks for fun and profit: a case study of cyber criminal ecosystem on twitter," in *Proceedings of the 21st international conference on World Wide Web*, ser. WWW '12. New York, NY, USA: ACM, 2012, pp. 71–80. [Online]. Available: <http://doi.acm.org/10.1145/2187836.2187847>
- [13] M. Cha, H. Haddadi, F. Benevenuto, and K. P. Gummadi, "Measuring User Influence in Twitter: The Million Follower Fallacy," in *Fourth International AAAI Conference on Weblogs and Social Media*, May 2010, [Online]. Available: <http://www.aaai.org/ocs/index.php/ICWSM/ICWSM10/paper/view/1538>
- [14] J. Messias, L. Schmidt, R. Oliveira, and F. Benevenuto, "You followed my bot! Transforming robots into influential users in Twitter," *First Monday*, vol. 18, no. 7, Jun. 2013. [Online]. Available: <http://firstmonday.org/ojs/index.php/fm/article/view/4217>
- [15] C. A. Freitas, F. Benevenuto, S. Ghosh, and A. Veloso, "Reverse Engineering Socialbot Infiltration Strategies in Twitter," *arXiv:1405.4927 [physics]*, May 2014, arXiv: 1405.4927. [Online]. Available: <http://arxiv.org/abs/1405.4927>
- [16] S.-J. L. Gratton, *Follow me! creating a personal brand with twitter*, 1st ed. Indianapolis, IN: Wiley Pub., Inc, 2012.
- [17] J. Leskovec and C. Faloutsos, "Sampling from Large Graphs," in *Proceedings of the 12th ACM SIGKDD International Conference on Knowledge Discovery and Data Mining*, ser. KDD '06. New York, NY, USA: ACM, 2006, pp. 631–636. [Online]. Available: <http://doi.acm.org/10.1145/1150402.1150479>
- [18] F. Morstatter, H. Dani, J. Sampson, and H. Liu, "Can One Tamper with the Sample API?: Toward Neutralizing Bias from Spam and Bot Content," in *Proceedings of the 25th International Conference Companion on World Wide Web*, Montré#233;al, Qu#233;bec, Canada, 2016, pp. 81–82. [Online]. Available: <http://dx.doi.org/10.1145/2872518.2889372>
- [19] K. Thomas, C. Grier, D. Song, and V. Paxson, "Suspended accounts in retrospect: an analysis of twitter spam," in *Proceedings of the 2011 ACM SIGCOMM conference on Internet measurement conference*, ser. IMC '11. New York, NY, USA: ACM, 2011, pp. 243–258. [Online]. Available: <http://doi.acm.org/10.1145/2068816.2068840>
- [20] V. S. Subrahmanian, A. Azaria, S. Durst, V. Kagan, A. Galstyan, K. Lerman, L. Zhu, E. Ferrara, A. Flammini, F. Menczer, A. Stevens, A. Dekhtyar, S. Gao, T. Hogg, F. Kooti, Y. Liu, O. Varol, P. Shiralkar, V. Vydiswaran, Q. Mei, and T. Hwang, "The DARPA Twitter Bot Challenge," *arXiv:1601.05140 [physics]*, Jan. 2016, arXiv: 1601.05140. [Online]. Available: <http://arxiv.org/abs/1601.05140>
- [21] K. Thomas, D. McCoy, C. Grier, A. Kolcz, and V. Paxson, "Trafficking Fraudulent Accounts: The Role of the Underground Market in Twitter Spam and Abuse," 2013, pp. 195–210. [Online]. Available: <https://www.usenix.org/conference/usenixsecurity13/technical-sessions/paper/thomas>
- [22] A. H. Wang, "Detecting Spam Bots in Online Social Networking Sites: A Machine Learning Approach," in *Data and Applications Security and Privacy XXIV*, ser. Lecture Notes in Computer Science, S. Foresti and S. Jajodia, Eds. Springer Berlin Heidelberg, Jun. 2010, no. 6166, pp. 335–342, doi: 10.1007/978-3-642-13739-6_25. [Online]. Available: http://link.springer.com/chapter/10.1007/978-3-642-13739-6_25
- [23] R. Zafarani and H. Liu, "10 Bits of Surprise: Detecting Malicious Users with Minimum Information," in *Proceedings of the 24th ACM International Conference on Information and Knowledge Management*, ser. CIKM '15. New York, NY, USA: ACM, 2015, pp. 423–431. [Online]. Available: <http://doi.acm.org/10.1145/2806416.2806535>
- [24] S. Lee and J. Kim, "Early Filtering of Ephemeral Malicious Accounts on Twitter," *Comput. Commun.*, vol. 54, no. C, pp. 48–57, Dec. 2014. [Online]. Available: <http://dx.doi.org/10.1016/j.comcom.2014.08.006>
- [25] A. Abisheva, V. R. K. Garimella, D. Garcia, and I. Weber, "Who Watches (and Shares) What on Youtube? And when?: Using Twitter to Understand Youtube Viewership," in *Proceedings of the 7th ACM International Conference on Web Search and Data Mining*, ser. WSDM '14. New York, NY, USA: ACM, 2014, pp. 593–602. [Online]. Available: <http://doi.acm.org/10.1145/2556195.2566588>
- [26] K. Ellis, M. Goldszmidt, G. Lanckriet, N. Mishra, and O. Reingold, "Equality and Social Mobility in Twitter Discussion Groups," in *Proceedings of the Ninth ACM International Conference on Web Search and Data Mining*, ser. WSDM '16. New York, NY, USA: ACM, 2016, pp. 523–532. [Online]. Available: <http://doi.acm.org/10.1145/2835776.2835814>
- [27] B. Krishnamurthy, P. Gill, and M. Arlitt, "A few chirps about twitter," in *Proceedings of the first workshop on Online social networks*, ser. WOSN '08. New York, NY, USA: ACM, 2008, pp. 19–24. [Online]. Available: <http://doi.acm.org/10.1145/1397735.1397741>
- [28] D. Stutzbach, R. Rejaie, N. Duffield, S. Sen, and W. Willinger, "On Unbiased Sampling for Unstructured Peer-to-Peer Networks," *IEEE/ACM Transactions on Networking*, vol. 17, no. 2, pp. 377–390, Apr. 2009.
- [29] A. Rajadesingan, R. Zafarani, and H. Liu, "Sarcasm Detection on Twitter: A Behavioral Modeling Approach," in *Proceedings of the Eighth ACM International Conference on Web Search and Data Mining*, ser. WSDM '15. New York, NY, USA: ACM, 2015, pp. 97–106. [Online]. Available: <http://doi.acm.org/10.1145/2684822.2685316>
- [30] T. Wang, Y. Chen, Z. Zhang, P. Sun, B. Deng, and X. Li, "Unbiased Sampling in Directed Social Graph," in *Proceedings of the ACM SIGCOMM 2010 Conference*, ser. SIGCOMM '10. New York, NY, USA: ACM, 2010, pp. 401–402. [Online]. Available: <http://doi.acm.org/10.1145/1851182.1851231>
- [31] M. Gabelkov and A. Legout, "The Complete Picture of the Twitter Social Graph," Dec. 2012 [Online]. Available: <https://hal.inria.fr/hal-00752934>
- [32] C. C. Robusto, "The Cosine-Haversine Formula," *The American Mathematical Monthly*, vol. 64, no. 1, pp. 38–40, 1957. [Online]. Available: <http://www.jstor.org/stable/2309088>