

Magnetogenesis during inflation and preheating in the Starobinsky model

S. Vilchinskii,^{1,2} O. Sobol,¹ E. V. Gorbar,^{1,3} and I. Rudenok¹

¹*Department of Physics, Taras Shevchenko National University of Kyiv, Kyiv, 03022, Ukraine*

²*Département de Physique Théorique, Center for Astroparticle Physics,
Université de Genève, 1211 Genève 4, Switzerland*

³*Bogolyubov Institute for Theoretical Physics, Kyiv, 03680, Ukraine*

By assuming the kinetic coupling $f^2(\phi)FF$ of the effective inflaton field ϕ with the electromagnetic field, we explore magnetogenesis during the inflation and preheating stages in the R^2 Starobinsky model [1]. We consider the case of the exponential coupling function $f(\phi) = \exp(\alpha\phi/M_p)$ and show that for $\alpha \sim 12 - 15$ it is possible to generate the large scale magnetic fields with strength $\gtrsim 10^{-15}$ Gauss at the present epoch. The spectrum of generated magnetic fields is blue with the spectral index $n = 1 + s$, $s > 0$. We have found that for the relevant values of the coupling parameter, $\alpha = 12 - 15$, model avoids the back-reaction problem for all relevant modes.

I. INTRODUCTION

A variety of observations imply that stars, galaxies, and clusters of galaxies are all magnetized. The typical magnetic field strengths range from few μG in the case of galaxies and galaxy clusters up to 10^{15} G in magnetars (see, e.g, Refs. [2–8]). The upper and lower bounds on the strength of the present large-scale magnetic fields B_0 are given as $10^{-17}\text{G} \lesssim B_0 \lesssim 10^{-9}\text{G}$ by the observations of the cosmic microwave background (CMB) [9, 10] and the gamma rays from blazars [11–14], respectively. The origin and evolution of these magnetic fields is a subject of intense studies.

Two classes of models for the origin of these magnetic fields are generally discussed (for a review, see Refs. [5–8]). One possibility is that the observed fields result from the amplification during the structure formation of primordial magnetic fields produced in the early Universe. Another logical possibility is that the observed magnetic fields are of a purely astrophysical origin. The recent multifrequency blazar observation of large-scale magnetic fields in voids [11–14] with strength not less than 10^{-16} G [12] coherent on Mpc scale supports the case for primordial magnetic fields.

Various cosmological phase transitions could be considered as one of the possible ways of producing primordial magnetic fields [15–20]. However, the comoving coherence length of such magnetic fields cannot be larger than the Hubble horizon at the phase transition, which is much smaller than Mpc today. Consequently, the most natural mechanism for the generation of the large-coherence-scale magnetic fields is inflation in the early Universe [21] through the exponential stretching of wave modes during the accelerated expansion.

It is well known that quantum fluctuations of massless scalar and tensor fields are very strongly amplified in the inflationary stage and create considerable density inhomogeneities evolving later into the large scale structure of the observed Universe [22–26] or relic gravitational waves [27–29]. However, since the Maxwell action is conformally invariant, the fluctuations in the electromagnetic field are not enhanced in the conformally flat expanding background of inflation [30]. Therefore, in order to generate magnetic fields, one needs to break conformal invariance of the electromagnetic field, e.g. by coupling it to a scalar or a pseudo-scalar field or to a curvature invariant. Although many ways to break the conformal invariance of the electromagnetic action during inflation were suggested in the literature [31–35], we adopt in our study the kinetic coupling model $f^2 FF$ firstly introduced by Ratra [31], where f is a function of the inflaton field ϕ and F is the electromagnetic field tensor. Depending on the form of the coupling f , this gives rise to different magnetic field power spectra [31, 36–41]. Alternative models, in which magnetogenesis is driven by a rolling pseudo-Goldstone boson φ through its coupling to the electromagnetic field in the form $\varphi F\tilde{F}$, are also very interesting and much studied [42–48].

According to the most recent observational data by the Planck Collaboration [49], the R^2 model proposed by Starobinsky in 1980 [1] is the most favored among the models of inflation. For example, the chaotic inflationary models like large field inflation and natural inflation are disfavored due to their high tensor-to-scalar ratio. Therefore, we will study the inflationary magnetogenesis in the Starobinsky model in the present paper, which to the best of our knowledge was not previously investigated in the literature. It is worth mentioning also that supergravity motivates a potential similar to the Einstein gravity conformal representation of the R^2 inflationary model [50–54].

If the conformal invariance of the electromagnetic action is broken, the generation of cosmological magnetic fields can occur after inflation before reheating, where the conductivity of the Universe becomes high, during the preheating stage [62]. In such an epoch, the inflaton field oscillates around its potential minimum and the universe is effectively dominated by cold matter. In dependence from couplings between the inflaton and matter fields, this process sometimes might to proceed non-perturbatively and parametric resonance may play crucial role for bosonic fields [55], [56]. Since the electromagnetic field could be significantly amplified during preheating [57–64], we study also the

postinflationary amplification of magnetic fields in the present paper and quantify how it affects the magnetic fields generated during inflation and preheating in the Starobinsky model.

This paper is organized as follows. We solve the background equations of Starobinsky model during inflation and preheating in Sec. II. In Sec. III, we consider the kinetic coupling of the inflaton field ϕ to the electromagnetic field, calculate the energy density of the generated magnetic fields and the evolution of the magnetic energy density through the subsequent stages of inflation and preheating is determined and analyzed. The summary of the obtained results is given in Sec. IV.

II. INFLATON EVOLUTION DURING INFLATION AND PREHEATING

Historically, one of the first models that exhibited inflation was the model suggested by Starobinsky [1] whose gravitational action reads as

$$S_{gr} = -\frac{M_p^2}{2} \int d^4x \sqrt{-g} \left[R - \frac{R^2}{6\mu^2} \right], \quad (1)$$

where $g = \det g_{\lambda\nu}$, $g_{\lambda\nu}$ – metric tensor, $\mu = 1.3 \cdot 10^{-5} M_p$ is a constant, which is fixed by the requirement to have the correct magnitude of the primordial perturbations [65] and $M_p = \frac{M_{Pl}}{\sqrt{8\pi}} = (8\pi G)^{-1/2} = 2.4 \cdot 10^{18}$ GeV is the reduced Planck mass. A conformal transformation $g_{\lambda\nu} \rightarrow \chi^{-1} g_{\lambda\nu}$ with $\chi = \exp\left(\sqrt{\frac{2}{3}} \frac{\phi}{M_p}\right)$ transforms the Lagrangian of theory (1) into that of the usual Einstein gravity with a new spatially uniform scalar field ϕ (inflaton), whose potential reads

$$V(\phi) = \frac{3\mu^2}{4} \left(1 - \exp\left[-\sqrt{\frac{2}{3}} \frac{\phi}{M_p}\right] \right)^2. \quad (2)$$

It is quadratic in the vicinity of its minimum at $\phi = 0$ and becomes flat at large values of ϕ .

The time evolution of the Friedmann-Lemaître-Robertson-Walker (FLRW) universe with zero spatial curvature is described by the Friedmann equation

$$H^2 = \frac{1}{3M_p^2} \left(\frac{1}{2} \dot{\phi}^2 + V(\phi) \right), \quad (3)$$

and the equation of motion for the inflaton field in the FRW universe reads

$$\ddot{\phi} + 3H\dot{\phi} + \frac{\partial V}{\partial \phi} = 0, \quad (4)$$

where $H \equiv \frac{\dot{a}}{a}$ is the Hubble parameter, $a = a(t)$ is the scale factor. It is convenient to use the dimensionless quantities, where the inflaton field and Hubble parameter are expressed in Planck masses M_p , time in M_p^{-1} , and the Lagrangian density and inflaton effective potential in M_p^4 .

The Universe expands quasiexponentially during the inflation stage. In this regime the potential term dominates the kinetic one in Eq. (3) and the “friction” term $3H\dot{\phi}$ dominates $\ddot{\phi}$ in Eq. (4). The slow roll parameters for the potential (2) equal

$$\epsilon = \frac{1}{2} \left(\frac{V'}{V} \right)^2 = \frac{4}{3 \left(\exp\left[\sqrt{\frac{2}{3}} \phi\right] - 1 \right)^2}, \quad \eta = \frac{V''}{V} = \frac{4 \left(2 - \exp\left[\sqrt{\frac{2}{3}} \phi\right] \right)}{3 \left(\exp\left[\sqrt{\frac{2}{3}} \phi\right] - 1 \right)^2}, \quad (5)$$

(here prime denotes derivatives with respect to the inflaton). Inflation lasts until the slow-roll conditions are satisfied $\epsilon \ll 1$, $|\eta| \ll 1$. The duration of the inflation stage $t_{inf} \simeq \frac{3}{2\mu} e^{\sqrt{\frac{2}{3}} \phi_i}$ depends on the initial value of the inflaton ϕ_i . The minimal number of e-folds $N_e = \ln \frac{a_e}{a_i} \simeq \frac{3}{4} e^{\sqrt{\frac{2}{3}} \phi_i}$ necessary to solve the problems of horizon and flatness of the Universe is approximately $N_{min} \sim 60 - 70$. This implies $\phi_i = 5.5$ and Eq. (4) in the slow roll approximation gives the initial value of the time derivative $\dot{\phi}_i = -\frac{V'(\phi_i)}{\sqrt{3V(\phi_i)}}$.

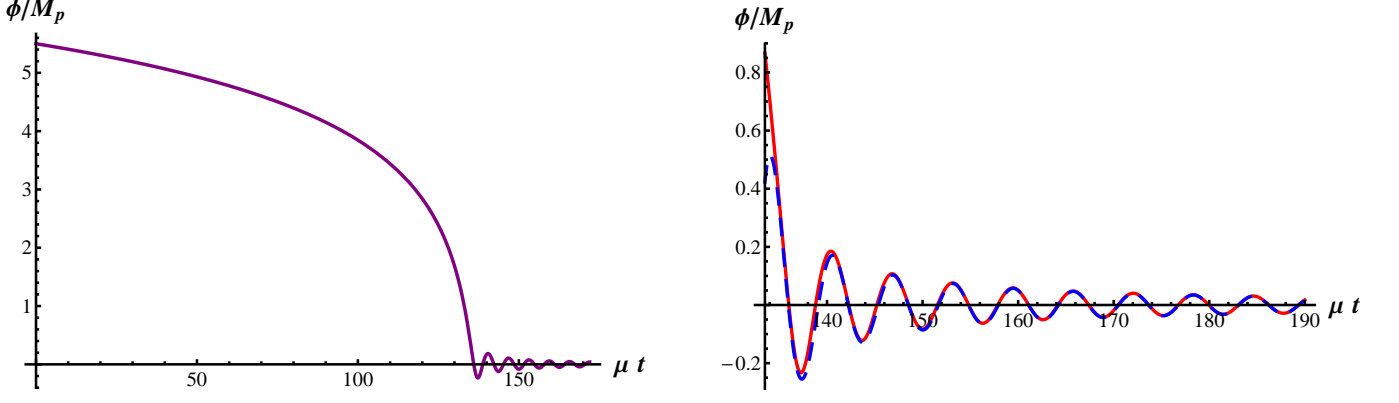


FIG. 1. Left panel: The time dependence of the inflaton field during inflation and after it. Right panel: Oscillations of the inflaton field after the end of inflation (red solid line) and the approximate function (blue dashed line).

To determine the time dependence of the inflaton field and the scale factor, Eqs. (3)-(4) were integrated with the initial conditions, discussed above, and the following approximate solution has been obtained by using the slow roll conditions:

$$a(t) = \exp\left(\frac{\mu t}{2}\right) \left[1 - \frac{t}{t_{inf}}\right]^{3/4}, \quad H(t) = \frac{\mu}{2} \left(1 - \frac{1}{\exp\left(\sqrt{\frac{2}{3}}\phi_i\right) - \frac{2}{3}\mu t}\right), \quad (6)$$

$$\phi(t) = \phi_i + \sqrt{\frac{3}{2}} \ln \left[1 - \frac{t}{t_{inf}}\right]. \quad (7)$$

This solution satisfactory fits the numerical solution to Eqs. (3)-(4) for $\mu(t_{inf} - t) \gg 1$. The time dependence of the inflaton is plotted in the left panel in Fig. 1.

The inflaton field during preheating after the end of inflation behaves like a dust (pressure $p = 0$), therefore, $a \sim (t - t_s)^{2/3}$, where t_s is the moment of time when the Universe became dust-dominated. Since the amplitude of fast oscillations decreases in time as $\sim a^{-3/2}$, the approximate solution during the preheating stage is $\phi(t) = \frac{C}{\mu(t-t_s)} \sin[\mu(t-t_0)]$, where $C = \sqrt{8/3}$ were found taking into account that in the vicinity of the minimum the inflaton potential (2) behaves like a parabola $V(\phi) \approx \frac{\mu^2 \phi^2}{2}$ and the Hubble parameter equals $H = \frac{2}{3(t-t_s)}$ during preheating. The phase shift time t_0 and t_s could be determined numerically from the best fit condition. We found $t_s = 1.008 \cdot 10^7$ and $t_0 = 1.0216 \cdot 10^7$. Introducing the shifted time $\tau = t - t_s$, one obtain

$$a(\tau) = a_e \left(\frac{\tau}{\tau_0}\right)^{2/3}, \quad H(\tau) = \frac{2}{3\tau}, \quad (8)$$

$$\phi(\tau) = \frac{\sqrt{8/3}}{\mu\tau} \sin[\mu(\tau - \tau_0)], \quad (9)$$

where $\mu\tau_0 = 1.77$, a_e is the value of the scale factor at the end of inflation. The approximate solution (9) is showed in the right panel in Fig. 1 by the blue dashed line. Obviously, it fits the accurate solution (red solid line) very well.

III. MAGNETIC FIELD GENERATION

In order to study magnetogenesis in the Starobinsky model, we consider the kinetic coupling of the inflaton field ϕ to the electromagnetic field $F_{\lambda\nu} \equiv \partial_\lambda A_\nu - \partial_\nu A_\lambda$, characterized by its four-vector potential A_ν

$$S_{int} = \int d^4x \sqrt{-g} \mathcal{L}_{int}, \quad \mathcal{L}_{int} = -\frac{f^2(\phi)}{4} F_{\lambda\nu} F^{\lambda\nu}, \quad (10)$$

where $F^{\lambda\nu} = g^{\lambda\gamma} g^{\beta\nu} F_{\gamma\beta}$, and $f(\phi)$ is coupling function, introduced by Ratra [31]

$$f(\phi) = \exp(\alpha\phi). \quad (11)$$

This function with free parameter α gives the correct value $f = 1$ after the end of preheating and, consequently, the correct value of the electron charge today. In addition, this function does not cause the strong coupling problem during the inflation stage, where $\phi \gg 1$.

The equation of motion for the electromagnetic vector potential in the Coulomb gauge $A_0 = 0$, $\partial_i A^i = 0$ has the form

$$\ddot{A}_i(t, x) + \left(H + 2\frac{\dot{f}}{f} \right) \dot{A}_i(t, x) - \partial_j \partial^j A_i(t, x) = 0. \quad (12)$$

Quantizing the electromagnetic field, the vector potential can be decomposed into the sum over creation $\hat{b}_{k,\lambda}^\dagger$ and annihilation operators $\hat{b}_{k,\lambda}$:

$$\hat{A}_j(t, x) = \int \frac{d^3k}{(2\pi)^{2/3}} \sum_{\lambda=1}^2 \left[\epsilon_j^\lambda(k) \hat{b}_{k,\lambda} A(t, k) e^{ik \cdot x} + \epsilon_j^{*\lambda}(k) \hat{b}_{k,\lambda}^\dagger A^*(t, k) e^{-ik \cdot x} \right], \quad (13)$$

where $\epsilon_j^\lambda(k)$, $\lambda = 1, 2$ are two independent transverse polarization vectors. The time evolution of the function $\mathcal{A}(t, k) = f(t)a(t)A(t, k)$ is governed by the equation

$$\ddot{\mathcal{A}}(t, k) + H \dot{\mathcal{A}}(t, k) + \left(\frac{k^2}{a^2(t)} - H \frac{\dot{f}}{f} - \frac{\ddot{f}}{f} \right) \mathcal{A}(t, k) = 0. \quad (14)$$

The scale factor $a(t)$ in the definition of \mathcal{A} originates from the presence of the polarization vectors ϵ_j^λ in the Fourier expansion (13), which contain the scale factor in their explicit expressions [38].

One rewrite this equation in conformal time $\eta(t) = \int^t \frac{dt'}{a(t')}$.

$$\mathcal{A}''(\eta, k) + \left[k^2 - \frac{f''}{f} \right] \mathcal{A}(\eta, k) = 0. \quad (15)$$

(prime denotes derivatives with respect to the conformal time) we can determine the initial condition to Eq. (15) from the asymptotic behavior in the early stages, where we assume $f = f(\phi_i) = \text{const}$,

$$\mathcal{A} \simeq \mathcal{A}_{free}(\eta, k) = \frac{1}{\sqrt{2k}} e^{-ik\eta}, \quad -k\eta \gg 1. \quad (16)$$

Covariantly defined electric and magnetic fields seen by an observer characterized by the 4-velocity vector u^μ have the following form [66]:

$$E_\mu = u^\nu F_{\mu\nu}, \quad B_\mu = \frac{1}{2} \eta_{\mu\nu\rho\sigma} F^{\nu\rho} u^\sigma, \quad (17)$$

where $\eta_{\mu\nu\rho\sigma}$ is the totally antisymmetric tensor with $\eta_{0123} = \sqrt{-g}$. For the comoving observer with $u^\mu = (1, \vec{0})$, we find in the Coulomb gauge

$$E_i = -\partial_t A_i, \quad B_i = \frac{1}{a} \epsilon_{ijk} \partial_j A_k \quad (18)$$

with $\epsilon_{123} = 1$.

The interaction Lagrangian (10) makes the following contribution to the stress-energy tensor:

$$T_{\lambda\nu} = -\frac{2}{\sqrt{-g}} \frac{\delta S_{int}}{\delta g^{\lambda\nu}} = -f^2(\phi) g^{\gamma\beta} F_{\lambda\gamma} F_{\beta\nu} + g_{\lambda\nu} \mathcal{L}_{int}. \quad (19)$$

Then, we could determine the energy density of the electromagnetic field as $\rho = -\langle T_0^0 \rangle$. The 'magnetic' part of the energy density ρ_B does not contain time derivatives of the vector potential $\partial_0 A_i$, while only the 'electric' part ρ_E contains such derivatives. They equal [38]

$$\rho_B(t) = \int_0^{+\infty} \frac{dk}{k} \frac{d\rho_B(t, k)}{d \ln k} = \frac{1}{2\pi^2} \int_0^{+\infty} \frac{dk}{k} \left(\frac{k}{a(t)} \right)^4 k |\mathcal{A}(t, k)|^2, \quad (20)$$

$$\rho_E(t) = \int_0^{+\infty} \frac{dk}{k} \frac{d\rho_E(t, k)}{d \ln k} = \frac{1}{2\pi^2} \int_0^{+\infty} \frac{dk}{k} \left(\frac{k}{a(t)} \right)^2 k f^2(t) \left| \frac{\partial}{\partial t} \left(\frac{\mathcal{A}(t, k)}{f(t)} \right) \right|^2. \quad (21)$$

Numerically solving Eq. (14) with the corresponding boundary conditions, we determine the vector potential $\mathcal{A}(t, k)$ and the power spectrum of generated magnetic and electric fields, $\frac{d\rho_B(t, k)}{d \ln k}$ and $\frac{d\rho_E(t, k)}{d \ln k}$.

Once we obtained the spectrum of the magnetic field, we should rescale it up to present time. For this, we should determine the value of the scale factor at the present time compared to its value the at end of preheating

$$\frac{a_0}{a_e} \sim \frac{T_{max}}{T_0}. \quad (22)$$

If we take $T_{max} \sim 10^{15}$ GeV and $T_0 = 2.3 \cdot 10^{-13}$ GeV, we obtain

$$\frac{a_0}{a_e} \sim 10^{28}. \quad (23)$$

The authors of Ref. [6] define the so-called cosmic diffusion length as the minimal size of a magnetic configuration which can survive diffusion during the Universe lifetime and estimate it as $r_{diff} \sim 1 \text{ A.U.} = 1.5 \cdot 10^{13} \text{ cm}$. The corresponding wave vector in our epoch is $k_{diff}/a_0 \sim 1 \text{ A.U.}^{-1} \approx 1.3 \cdot 10^{-27} \text{ GeV}$. Therefore, in what follows, we will be interested only in modes with $k < k_{diff}$.

A. Magnetogenesis during inflation

It is interesting to follow the time evolution of the amplitude of a given mode. When the mode is below the horizon it oscillates in time without significant changes of its amplitude. After the mode crosses the horizon the amplitude begins to diminish due to the Universe expansion. Therefore, the earlier mode exits the horizon, the smaller amplitude it has at the end. This process lasts nearly to the end of inflation, when the evolution of the inflaton field starts to deviate from the slow-rolling regime. Let us rewrite Eq. (14) in terms of a rescaled field $\mathcal{F}(t, k) = a^{1/2}(t)\mathcal{A}(t, k)$:

$$\ddot{\mathcal{F}}(k, t) + \omega_k^2(t)\mathcal{F}(k, \tau) = 0, \quad \omega_k^2(t) = \frac{k^2}{a^2(t)} - H\frac{\dot{f}}{f} - \frac{\ddot{f}}{f} + \frac{1}{4}H^2 - \frac{1}{2}\frac{\ddot{a}}{a}. \quad (24)$$

Taking into account the explicit form of the coupling function (11), we can represent ω_k^2 as follows:

$$\omega_k^2(t) = \frac{k^2}{a^2(t)} - H\alpha\dot{\phi} - \alpha^2\dot{\phi}^2 - \alpha\ddot{\phi} + \frac{1}{4}H^2 - \frac{1}{2}\frac{\ddot{a}}{a}. \quad (25)$$

Near the end of inflation, the inflaton field changes more quickly and for $\alpha \gg 1$ the term $-\alpha^2\dot{\phi}^2$ begins to dominate the rest of the terms in Eq. (25). This happens roughly 10 e-folds before the end of inflation. Then function (25) changes its sign to negative and an instability occurs. As a result, all modes beyond the horizon undergo amplification. We would like to emphasize that such an amplification is a built-in property of the model under consideration. Indeed, at first, the growth by modulus of the time derivative of the inflaton field near the end of inflation is connected with the form of the effective potential (2) in the Starobinsky model. At second, the presence of the term $-\alpha^2\dot{\phi}^2$ in Eq. (25) is due to the exponential form of the kinetic coupling function. Finally, large values $\alpha \gg 1$ ensure the dominance of this term.

We plot the power spectrum of magnetic and electric fields at the end of inflation in Fig. 2 for two different values of parameter α . Clearly, these spectra have similar behavior. For modes, which are beyond the horizon even at the beginning of the inflation $k \ll \mu/2$, i.e. $k/a_0 \ll 4 \cdot 10^{-6} \text{ Mpc}^{-1}$ (to the left from the dash-dotted vertical line), the magnetic spectrum behaves like $\propto k^4$. For modes, which exit the horizon during inflation, the spectrum is more steep, $\propto k^{4+s}$, where s is the anomalous slope. This behavior is expected to be true up to momenta $k \sim a_{inf}H_{inf}$, which exit the horizon at the end of inflation. For larger momenta, the corresponding modes never exit the horizon. Therefore, these modes oscillate in time during the whole inflation stage and undergo neither diminishing nor amplification. As a result, their spectrum remains unchanged and behaves like $\propto k^4$. We are interested among all modes only in those with momenta up to $k/a_0 \sim 1 \text{ A.U.}$ (dashed vertical line), because shorter waves would not survive the cosmic diffusion [6]. Therefore, we do not show the spectrum for larger momenta.

The power spectrum of the electric fields, generated during inflation, shows much more larger values and scales like $\propto k^2$ for modes, which are beyond the horizon even at the beginning of the inflation, and $\propto k^{2+s}$ for modes, which exit the horizon during inflation. Should be noted, that the anomalous slope s is the same as for magnetic field power spectrum. The right panel in Fig. 2 shows, that the dependence of the anomalous slope s on α is linear and can be approximated as

$$s(\alpha) \approx 1.98 - 0.04\alpha. \quad (26)$$

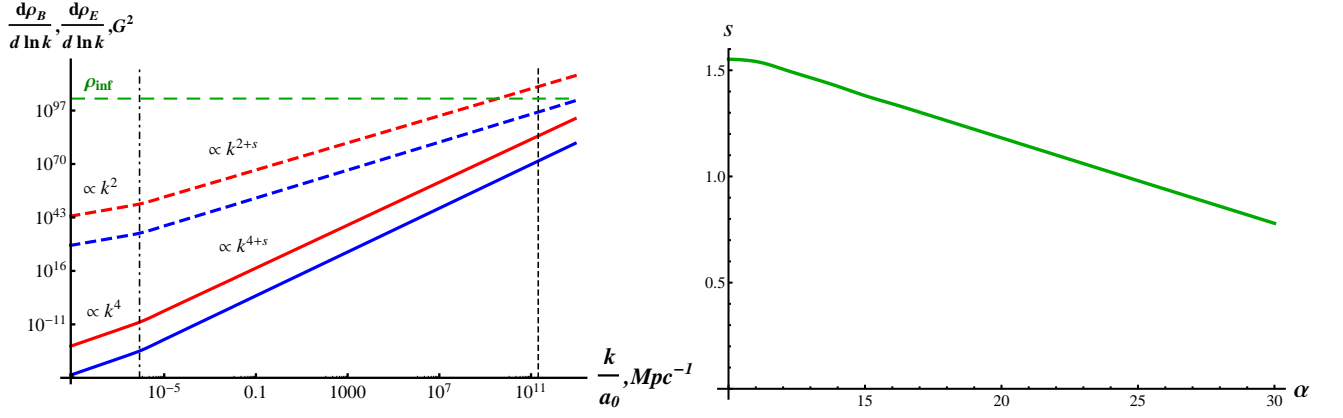


FIG. 2. Left panel: The power spectrum of magnetic (solid lines) and electric (dashed lines) fields generated during inflation for $\alpha = 12$ (blue lines) and $\alpha = 15$ (red lines). The vertical dash-dotted line separates the modes which were beyond the horizon even at the beginning of the inflation. The vertical dashed line shows the last mode $k/a_0 \sim 1$ A.U. which survives diffusion during the evolution of the Universe. The horizontal dashed line shows the energy density of the inflaton field ρ_{inf} during the inflation. Right panel: the dependence of the anomalous slope s on the parameter α .

Let us estimate whether the back-reaction problem occurs. According to Refs. [38 and 67], the model is free of this difficulty when the following condition is satisfied for all modes with $k < k_{diff}$:

$$\left. \frac{d\rho_E(t, k)}{d \ln k} \right|_{end} + \left. \frac{d\rho_B(t, k)}{d \ln k} \right|_{end} < \rho_{inf}, \quad (27)$$

where ρ_{inf} is the energy density of the inflaton field during inflation. In our case it could be estimated as:

$$\rho_{inf} = 3H_{inf}^2 M_p^2 \approx \frac{3}{4} \mu^2 M_p^2 \sim 10^{103} \text{Gauss}^2. \quad (28)$$

It is shown in Fig. 2 by a horizontal green dashed line. This figure implies, that the back-reaction problem does not occur for all cosmologically relevant modes for $\alpha = 12$. As for $\alpha = 15$, condition (27) is violated only near k_{diff} . All calculations were done assuming, that $a_0/a_e \sim 10^{28}$, which corresponds to $T_{max} \sim 10^{15}$ GeV. The 'electric' part gives the leading contribution to the back-reaction and it scales like $\propto (a_0/a_e)^{2+s}$. Therefore, if the maximal temperature during preheating were lower, then, the ratio a_0/a_e would be less and the comoving wave number, which corresponds to present cosmic diffusion scale of 1 A.U., k_{diff} , would be lower. As a result, the back-reaction problem would be ameliorated.

As it was discussed in Ref. [38], during reheating, the conductivity jumps and, as a consequence, the electric field vanishes. Thus, if one checks that, at the end of inflation, the electric field can not cause a back-reaction problem, then we are guaranteed that the complete scenario is consistent. As we will see in the next subsection, the stage of preheating also contributes to the generated spectrum, but for $\alpha = 12 - 15$ this contribution is only a few orders of magnitude, therefore, it cannot cause the back-reaction problem, if it was not caused during inflation.

B. Magnetogenesis during preheating

In the previous subsection, we found the power spectrum of magnetic field generated during the inflation stage. After inflation the scalar field oscillates in the vicinity of the minimum of its potential, producing various particles. Important to study how these fast oscillations affect the power spectrum of magnetic fields obtained earlier. For this purpose we define the transfer function $\mathcal{T}(k; \tau, \tau_0)$, which shows the relative enhancement of a given mode k at the moment of time τ compared to the moment of the beginning of the preheating stage τ_0

$$\mathcal{T}(k; \tau, \tau_0) = \frac{|\mathcal{A}(k, \tau)|^2}{|\mathcal{A}(k, \tau_0)|^2}, \quad (29)$$

obtain the power spectrum at the end of preheating stage and rescale it until the present time

$$\left. \frac{d\rho_B}{d \ln k} \right|_{now} = \left. \frac{d\rho_B}{d \ln k} \right|_{inf} \cdot \mathcal{T}(k; \tau_e, \tau_0) \frac{a_e^4}{a_0^4}, \quad (30)$$

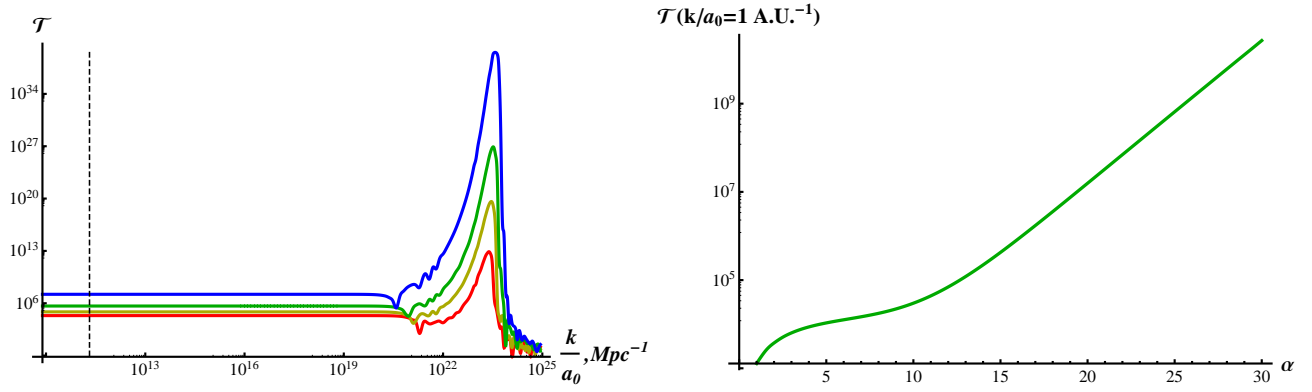


FIG. 3. Left panel: The transfer-function of the power spectrum at the end of preheating stage for $\alpha = 9$ (red line), $\alpha = 12$ (yellow line), $\alpha = 15$ (green line), and $\alpha = 20$ (blue line). The vertical dashed line shows the last mode which survives the cosmic diffusion until present time. Right panel: The transfer-function for the mode with momentum $k/a_0 = 1 \text{ A.U.}^{-1}$ as a function of the parameter α .

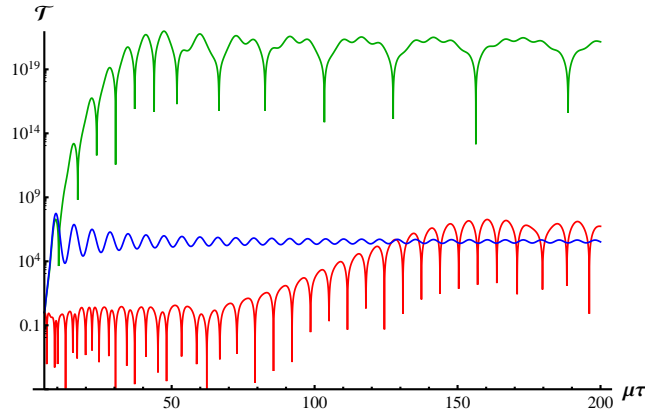


FIG. 4. The time dependence of the transfer-function during the preheating stage for three modes $k/a_0 = 2 \cdot 10^{11} \text{ Mpc}^{-1}$ (blue line), $k/a_0 = 1.5 \cdot 10^{23} \text{ Mpc}^{-1}$ (green line), and $k/a_0 = 7 \cdot 10^{23} \text{ Mpc}^{-1}$ (red line).

where τ_e is the time of the end of the preheating stage, when the amplitude stops increasing.

To obtain the transfer-function we have to solve Eq. (14). For the rescaled field $\mathcal{F}(k, \tau) = a^{1/2}(\tau)\mathcal{A}(k, \tau)$ [here τ is a shifted time, defined before Eq. (8)], we obtain Eq. (24), which, taking into account the coupling function (11), Eq. (9), and retaining the monotonous and the largest oscillating terms in the brackets, could be brought to the Mathieu-like equation by the change of variable $\mu(\tau - \tau_0) = 2z - \pi/2$:

$$\mathcal{F}''(z) + [a_M(k, z) - 2q_M(z)\cos(2z)]\mathcal{F}(z) = 0, \quad (31)$$

where $a_M(k, z) = \frac{4k^2}{\mu^2 a^2(z)} + \frac{8}{9(2z - \pi/2 + \mu\tau_0)^2}$ and $q_M(z) = \frac{4\alpha\sqrt{2}}{\sqrt{3}(2z - \pi/2 + \mu\tau_0)}$ are the monotonously decreasing functions of z . For constant and sufficiently large q_M the Mathieu equation has exponentially growing solutions. This is the parametric resonance situation. However, $q_M(z)$ decreases with time and the system exits the resonance band and, as a result, the exponential growth stops. Therefore, the most considerable enhancement takes place during the first few oscillations of the inflaton.

The transfer-function of the power spectrum fixed at $\mu\tau_e = 1000$ (at the end of preheating stage) is plotted in the left panel of Fig. 3. Obviously, for $k \ll a_{inf}H_{inf}$, i.e. $k/a_0 \ll 10^{21} \text{ Mpc}^{-1}$, the transfer-function is constant. For modes, which re-entered the horizon $k \gtrsim a_{inf}H_{inf}$, the transfer-function demonstrates an oscillatory behavior and its amplitude grows faster. At very large momenta, $k/a_0 \gtrsim 10^{24} \text{ Mpc}^{-1}$, enhancement is absent and we observe the original spectrum. The picture is qualitatively similar to Fig. 1d in Ref.[62]. As it was mentioned above, we are interested in modes with momenta $k/a_0 \lesssim 1 \text{ A.U.}$ For these modes, we can consider the transfer-function as a constant. Its dependence on α is shown in the right panel of Fig. 3.

There are some interesting features in the time evolution of the transfer-function during preheating, see Fig. 4. For the modes with small momenta, which can survive diffusion, $k/a_0 < 1 \text{ A.U.}^{-1}$, parametric resonance is rather

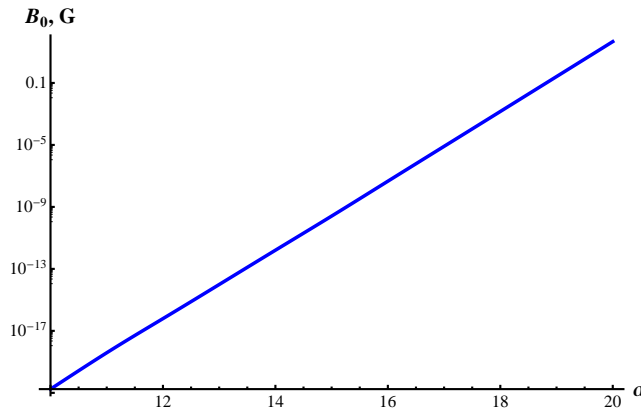


FIG. 5. The generated magnetic field as a function of α .

inefficient and an amplification occurs only during the first oscillation of the inflaton (the blue line in Fig. 4). The situation changes for the modes with the physical momentum at the beginning of preheating $k_{ph} = k/a(\tau_0)$, which is comparable with the frequency of the inflaton oscillations μ . For these modes parametric resonance is more efficient and the amplitude grows during the first 5–10 oscillations, see the green line in Fig. 4. This causes the peak in the spectrum, see the left panel in Fig. 3. However, for larger momenta, the resonance does not occur at the beginning of preheating stage and a stochastic behavior is observed (the red line on Fig. 4 for $\mu\tau < 60$). When the Universe expansion red-shifts the physical momentum to the values comparable with μ , the resonance turns on and we observe the amplification of the amplitude during a few oscillations (the red line on Fig. 4 for $60 < \mu\tau < 150$). This amplification is not as large as for the green line, because at the moment, when it starts, the value of the parameter q_M is smaller due to the Universe expansion. This explains the decreasing ‘tail’ of the spectrum in Fig. 3. Although these modes demonstrate a rather interesting behavior, they would not survive the diffusion during further evolution of the Universe, therefore, they do not contribute to the present value of the magnetic field.

Taking into account all previous results, we can now calculate the generated magnetic field:

$$B_0 = \sqrt{2\rho_B} = \sqrt{2 \int_0^{k_{diff}} \frac{dk}{k} \frac{d\rho_B}{d \ln k}}. \quad (32)$$

The strength of this magnetic field strongly depends on α . The corresponding dependence is plotted in Fig. 5. This figure implies that the magnetic fields which correspond to the present observations could be obtained at $\alpha \sim 12 - 15$.

IV. CONCLUSION

In this work, we studied the generation of large scale magnetic fields in the Starobinsky model of inflation, which is favored by the latest results of Planck 2015 [49]. In order to break the conformal invariance of the electromagnetic action, we chose the kinetic coupling $f^2(\phi)FF$ of the inflaton field with the electromagnetic field through the exponential coupling function $f(\phi) = \exp(\alpha\phi)$, which does not cause the strong coupling problem during inflation. To the best of our knowledge, this form of coupling function in combination with the Starobinsky model of inflation has not been considered in the literature before.

In addition, we examined the possibility of further amplification of generated magnetic field during the preheating stage, when the inflaton oscillates in the vicinity of the minimum of its potential. During this stage, the Universe is effectively matter-dominated, the inflaton’s amplitude of oscillations decreases in time. This reduces the effectiveness of the parametric resonance and gives the exponential amplification of magnetic field during the first few oscillations of the inflaton field.

We found that it is possible in such a model to generate the large scale magnetic fields with strength $\gtrsim 10^{-15}$ Gauss at the present epoch during the inflation and preheating stages in a certain range of the parameter $\alpha \sim 12 - 15$. The spectrum of generated magnetic fields is blue with the spectral index $n = 1 + s$, $s > 0$. When a certain mode exits the horizon, its amplitude diminishes due to the Universe expansion. Therefore, the earlier mode exits the horizon, the smaller amplitude it has in the end. This explains the blue spectrum of generated magnetic fields. It is necessary to emphasize that near the end of inflation the evolution of the inflaton field starts to deviate from the slow-rolling

regime and leads to a significant increase by modulus of the time derivative of the inflaton field. As we showed in Subsec. III A, this causes an instability in the equation governing the evolution of the electromagnetic field. As a result, all modes beyond the horizon undergo amplification. This is a consequence of the three independent features of our model: (i) the effective potential of the Starobinsky model (2) causes the growth of $|\dot{\phi}|$ near the end of inflation, (ii) the exponential form of the kinetic coupling function produces the term $\alpha^2 \dot{\phi}^2$ in Eq. (14), (iii) large values $\alpha \gg 1$ lead to the domination of this term and to an instability. Of course, the modes, which do not exit the horizon until the end of inflation undergo neither diminishing nor amplification and remain unchanged.

According to Refs. [39, 41, and 64], the kinetic coupling model often faces the back-reaction problem. In our model, the kinetic coupling function does not scale like $f \propto a^\alpha$ during the inflation stage and, therefore, the back-reaction could not be treated by the methods considered in Ref. [39]. Therefore, we used a numerical analysis and found that for a certain range of values of the coupling parameter, $\alpha = 12 - 15$, our model avoids the back-reaction problem for all relevant modes. Other constraints on inflationary magnetogenesis are often enforced by the requirement that the back-reaction of generated magnetic fields on the evolution of primordial curvature perturbations is small [41]. We plan to address this issue elsewhere.

We found also that the value of the generated magnetic field scales with the maximal temperature during preheating as $B_0 \propto T_{max}^{s/2}$. Therefore, a lower maximal temperature T_{max} would give a lower value of B_0 for a given α . On the other hand, the energy density of electromagnetic fields at the end of inflation, which can cause the back-reaction, scales like $\propto T_{max}^{2+s}$ and decreases much faster compared to B_0 as T_{max} decreases. Therefore, lower values of T_{max} make possible to extend the range of possible values of α .

Finally, we would like to mention that it would be interesting to extend our study by taking into account the role of chiral anomaly [68] and helicity [69] on the evolution of magnetic fields in the early Universe. According to Ref. [70], the inclusion of anomalous currents leads to an inverse cascade, where a part of the energy of magnetic fields is transferred from shorter to longer wavelengths and, thus, escape the dissipation during the evolution of the Universe (for a recent discussion, see Ref. [71]). The role of inhomogeneities in primordial chiral plasma was addressed in Refs. [72, 73]. By numerically studying the anomalous Maxwell equations, it was shown [74] that due to the effects of diffusion these inhomogeneities do not prevent the anomaly-driven inverse cascade. On the other hand, it was shown long time ago [75] that the inverse cascade is driven by helical magnetic turbulence. Therefore, it is interesting and urgent to study the magnetohydrodynamics of the primordial plasma accounting for the effects of both chirality and turbulence. A first step in such an analysis was recently done in Ref. [76].

ACKNOWLEDGMENTS

The work of S. V., E. G. and I. R. is supported partially by the Swiss National Science Foundation, Grant No. SCOPE IZ7370-152581. S. V. is grateful to the Swiss National Science Foundation (individual Grant No. IZKOZ2-154984). S. V. is grateful to Prof. Marc Vanderhaeghen and Dr. Vladimir Pascalutsa for their support and kind hospitality at the Institut für Kernphysik, Johannes Gutenberg-Universität Mainz, Germany, where the part of this work was done. O. S. is grateful to Prof. Alexei Boyarsky and Prof. Vadim Cheianov for their kind hospitality at the Instituut Lorentz, Universiteit Leiden, The Netherlands, where the final part of this work was done.

-
- [1] A. A. Starobinsky, Phys. Lett. B **91**, 99 (1980).
 - [2] M. Giovannini, Int. Journ. Mod. Phys. D **13**, 391–502 (2004).
 - [3] P. P. Kronberg, Rep. Prog. Phys. **57**, 325 (1994).
 - [4] L. M. Widrow, Rev. Mod. Phys. **74**, 775 (2003).
 - [5] A. Kandus, K. E. Kunze, and C. G. Tsagas, Phys. Rep. **505**, 1 (2011).
 - [6] D. Grasso and H. R. Rubinstein, Phys. Rep. **348**, 163–266 (2001).
 - [7] R. Durrer and A. Neronov, Astron. Astrophys. Rev. **21**, 62 (2013).
 - [8] K. Subramanian, Rep. Prog. Phys. **79**, 076901 (2016).
 - [9] P. A. R. Ade *et al.* (Planck Collaboration), Planck 2015 results. XIX. Constraints on primordial magnetic fields, Astron. Astrophys., **594**, A19 (2016).
 - [10] D. R. Sutton, C. Feng, and C. L. Reichardt, arXiv:1702.01871 [astro-ph.CO].
 - [11] A. Neronov and I. Vovk, Science **328**, 73 (2010).
 - [12] A. M. Taylor, I. Vovk, and A. Neronov, Astron. Astrophys. **529**, A144 (2011).
 - [13] F. Tavecchio, G. Ghisellini, L. Foschini, G. Bonnoli, G. Ghirlanda, and P. Coppi, Mon. Not. R. Astron. Soc. **406**, L70 (2010).

- [14] C. Caprini and S. Gabici, Phys. Rev. D **91**, 123514 (2015).
- [15] C. J. Hogan, Phys. Rev. Lett. **51**, 1488 (1983).
- [16] J. M. Quashnock, A. Loeb, and D. N. Spergel, Astrophys. J. **344**, L49 (1989).
- [17] T. Vachaspati, Phys. Lett. B **265**, 258 (1991).
- [18] B.-L. Cheng and A. V. Olinto, Phys. Rev. D **50**, 2421 (1994).
- [19] G. Sigl, A. V. Olinto, and K. Jedamzik, Phys. Rev. D **55**, 4582 (1997).
- [20] J. Ahonen and K. Enqvist, Phys. Rev. D **57**, 664 (1998).
- [21] M. S. Turner and L. M. Widrow, Phys. Rev. D **37**, 2743 (1988).
- [22] V. F. Mukhanov and G. V. Chibisov, JETP Lett. **33**, 532 (1981).
- [23] S. W. Hawking, Phys. Lett. B **115**, 295 (1982).
- [24] A. A. Starobinsky, Phys. Lett. B **117**, 175 (1982).
- [25] A. H. Guth and S. Y. Pi, Phys. Rev. Lett. **49**, 1110 (1982).
- [26] J. M. Bardeen, P. J. Steinhardt, and M. S. Turner, Phys. Rev. D **28**, 679 (1983).
- [27] L. P. Grishchuk, Sov. Phys. JETP **40**, 409 (1975).
- [28] A. A. Starobinsky, JETP Lett. **30**, 682 (1979).
- [29] V. A. Rubakov, M. V. Sazhin, and A. V. Veryaskin, Phys. Lett. B **115** 189 (1982).
- [30] L. Parker, Phys. Rev. Lett. **21**, 562 (1968).
- [31] B. Ratra, Astrophys. J. **391**, L1 (1992).
- [32] A. D. Dolgov, Phys. Rev. D **48**, 2499 (1993).
- [33] M. Gasperini, M. Giovannini, and G. Veneziano, Phys. Rev. Lett. **75**, 3796 (1995).
- [34] M. Giovannini, Phys. Rev. D **62**, 123505 (2000).
- [35] K. Atmjeet, I. Pahwa, T. R. Seshadri, and K. Subramanian, Phys. Rev. D **89**, 063002 (2014).
- [36] M. Giovannini, Phys. Rev. D **64**, 061301 (2001).
- [37] K. Bamba and J. Yokoyama, Phys. Rev. D **69**, 043507 (2004).
- [38] J. Martin and J. Yokohama, J. Cosmol. Astropart. Phys. **01** (2008) 025.
- [39] V. Demozzi, V. Mukhanov, and H. Rubinstein, J. Cosmol. Astropart. Phys. **08** (2009) 025.
- [40] S. Kanno, J. Soda, and M. Watanabe, J. Cosmol. Astropart. Phys. **12** (2009) 009.
- [41] R. J. Z. Ferreira, R. K. Jain, and M. S. Sloth, J. Cosmol. Astropart. Phys. **10** (2013) 004; *ibid* **06** (2014) 053.
- [42] W. D. Garretson, G. B. Field, and S. M. Carroll, Phys. Rev. D **46**, 5346 (1992).
- [43] M. M. Anber and L. Sorbo, J. Cosmol. Astropart. Phys. **10** (2006) 018.
- [44] R. Durrer, L. Hollenstein, and R. K. Jain, J. Cosmol. Astropart. Phys. **03** (2011) 037.
- [45] C. Caprini and L. Sorbo, J. Cosmol. Astropart. Phys. **10** (2014) 056.
- [46] T. Fujita, R. Namba, Y. Tada, N. Takeda, and H. Tashiro, J. Cosmol. Astropart. Phys. **05** (2015) 054.
- [47] M. M. Anber and E. Sabancilar, Phys. Rev. D **92**, 101501(R) (2015).
- [48] P. Adshead, J. T. Giblin Jr., T. R. Scully, and E. I. Sfakianakis, J. Cosmol. Astropart. Phys. **10** (2016) 039.
- [49] P. A. R. Ade *et al.* (Planck Collaboration), Planck 2015 results. XX. Constraints on inflation, Astron. and Astrophys. **594**, A20 (2016).
- [50] J. Ellis, D. V. Nanopoulos, and K. A. Olive, Phys. Rev. Lett. **111**, 111301 (2013).
- [51] J. Ellis, D. V. Nanopoulos, and K. A. Olive, J. Cosmol. Astropart. Phys. **10** (2013) 009.
- [52] W. Buchmüller, V. Domcke, and K. Kamada, Phys. Lett. B **726**, 467 (2013).
- [53] F. Farakos, A. Kehagias, and A. Riotto, Nucl. Phys. B **876**, 187 (2013).
- [54] S. Ferrara, R. Kallosh, and A. Van Proeyen, JHEP **11** (2013) 134.
- [55] L. Kofman, A. D. Linde, and A. A. Starobinsky, Phys. Rev. D **56**, 3258 (1997).
- [56] I. Rudenok, Y. Shtanov and S. Vilchinskii, Phys. Lett. B **733**, 193 (2014).
- [57] E. A. Calzetta and A. Kandus, Phys. Rev. D **65**, 063004 (2002).
- [58] A. Díaz-Gil, J. García-Bellido, M. García Pérez, and A. González-Arroyo, Phys. Rev. Lett. **100**, 241301 (2008).
- [59] K. Jedamzik, M. Lemoine, and J. Martin, J. Cosmol. Astropart. Phys. **09** (2010) 034.
- [60] R. Easther, R. Flauger, and J. B. Gilmore, J. Cosmol. Astropart. Phys. **04** (2011) 027.
- [61] J. T. Deskins, J. T. Giblin Jr., and R. R. Caldwell, Phys. Rev. D **88**, 063530 (2013).
- [62] T. Kobayashi, J. Cosmol. Astropart. Phys. **05** (2014) 040.
- [63] P. Adshead, J. T. Giblin Jr., T. R. Scully, and E. I. Sfakianakis, J. Cosmol. Astropart. Phys. **12** (2015) 034.
- [64] T. Fujita and R. Namba, Phys. Rev. D **94**, 043523 (2016).
- [65] T. Faulkner, M. Tegmark, E. F. Bunn, and Y. Mao, Phys. Rev. D **76**, 063505 (2007).
- [66] J. D. Barrow, R. Maartens, and C. G. Tsagas, Phys. Rep. **449**, 131 (2007).
- [67] T. Fujita and S. Mukohyama, J. Cosmol. Astropart. Phys. **10** (2012) 034.
- [68] M. Joyce and M. E. Shaposhnikov, Phys. Rev. Lett. **79**, 1193 (1997).
- [69] J. Cornwall, Phys. Rev. D **56**, 6146 (2007).
- [70] A. Boyarsky, J. Fröhlich, and O. Ruchayskiy, Phys. Rev. Lett. **108**, 031301 (2012).
- [71] M. Sydorenko, O. Tomalak, and Yu. Shtanov, J. Cosmol. Astropart. Phys. **10** (2016) 018.
- [72] A. Boyarsky, J. Fröhlich, and O. Ruchayskiy, Phys. Rev. D **92**, 043004 (2015).
- [73] E. V. Gorbar, I. A. Shovkovy, S. Vilchinskii, I. Rudenok, A. Boyarsky, and O. Ruchayskiy, Phys. Rev. D **93**, 105028 (2016).
- [74] E. V. Gorbar, I. Rudenok, I. A. Shovkovy, and S. Vilchinskii, Phys. Rev. D **94**, 103528 (2016).
- [75] A. Pouquet, U. Frisch, and J. Leorat, J. Fluid Mech. **77**, 321 (1976).
- [76] M. Dvornikov and A. Semikoz, arXiv:1612.05897 [astro-ph.CO].