

Sphere-plate and sphere-sphere systems immersed in nonpolar critical fluid: interplay between the critical Casimir and dispersion van der Waals forces

Galin Valchev^{1,*} and Daniel Dantchev^{1,2,†}

¹*Institute of Mechanics – Bulgarian Academy of Sciences,
Academic Georgy Bonchev St. building 4, 1113 Sofia, Bulgaria*

²*Max-Planck-Institut für Intelligente Systeme, Heisenbergstrasse 3,
D-70569 Stuttgart, Germany and IV. Institut für Theoretische Physik,
Universität Stuttgart, Pfaffenwaldring 57, D-70569 Stuttgart, Germany*

(Dated: December 3, 2024)

We study systems in which both long-ranged van der Waals and critical Casimir interactions are present. The last arise as an effective force between bodies when immersed in a near-critical medium, say a nonpolar one-component fluid or a binary liquid mixture. They are due to the fact that the presence of the bodies modifies the order parameter profile of the medium between them as well as the spectrum of its allowed fluctuations. We study the interplay between these forces, as well as the net total force (NTF) between a spherical colloid particle and a thick planar slab, and between two spherical colloid particles. We do that using general scaling arguments and mean-field type calculations utilizing the Derjaguin and the surface integration approaches. They both are based on data of the forces between two parallel slabs separated at a distance L from each other, confining the fluctuating fluid medium characterized by its temperature T and chemical potential μ . The surfaces of the colloid particles and the slab are coated by thin layers exerting strong preference to the liquid phase of the fluid, or one of the components of the mixture, modeled by strong adsorbing local surface potentials, ensuring the so-called $(+, +)$ boundary conditions. On the other hand, the core region of the slab and the particles, influence the fluid by long-ranged competing dispersion potentials. We demonstrate that for a suitable set of colloid-fluid, slabs-fluid, and fluid-fluid coupling parameters the competition between the effects due to the coatings and the core regions of the objects involved result, when one changes the temperature T , the chemical potential of the fluid μ , or the distance L between the objects, in *sign change* of the Casimir force acting between the colloid and the slab, as well as between the colloids. Furthermore, we show that the same can also be achieved for the NTF between these objects. The last can be used for governing the behavior of objects, say colloidal particles, at small distances, say in colloid suspensions for preventing flocculation. It can also provide a strategy for solving problems with handling, feeding, trapping and fixing of microparts in nanotechnology. Data for specific substances in support of the experimental feasibility of the theoretically predicted behavior of the NTF have been also presented.

PACS numbers: 64.60.-i, 64.60.Fr, 75.40.-s

I. INTRODUCTION

We consider a spherical in shape colloidal particle with mesoscopic radius R , or two such particles with, in general, different mesoscopic radii R_1 and R_2 immersed in a medium that is either simple fluid or a binary liquid mixture. We envisage the case in which the particle is placed at a distance L of closest surface-to-surface approach from a planar boundary wall, or the situation in which the surfaces of the two spheres are at such a distance L from each other. We are interested in the force F_{tot} between the particle and the plane or into that one between the two particles. Such fluid mediated forces between two surfaces or large particles are usually referred to as solvation forces [1–3] in colloid science. Here we are going to consider the special case when the temperature of the medium is close to the critical temperature T_c of either the liquid-vapor critical point of the simple fluid or the critical demixing point of a binary liquid mixture. In this case the solvation force acquires, as pointed out by Fisher and de Gennes [4], a contribution due to the critical fluctuation of the medium. This contribution is of a long-ranged character. It is characterized, to a great extend, by the gross features of the medium [5–7] depending also on the boundary conditions which the bodies

immersed in the medium impose on it at their surfaces. This fluctuation induced force, which is due to the critical fluctuations of the order parameter of the medium is, thus, *universal* in nature. It has a lot of similarities with the force between neutral bodies due to the quantum and temperature fluctuations of the charge distributions in them, i.e., of the electromagnetic field, which force is known today under the general name of a Casimir force (CF) [8–10], or, more specifically, quantum electrodynamic (QED) CF. That is why the fluctuation part of the solvation force F_{Cas} near T_c is termed *critical Casimir force* (CCF) [5–7].

The force F_{tot} separates into a regular background contribution $F_{\text{tot}}^{(\text{reg})}$, which depends on the parameters characterizing the medium in an analytic way, and a singular contribution $F_{\text{tot}}^{(\text{sing})}$, which is due to the critical fluctuations of the medium

$$F_{\text{tot}} = F_{\text{tot}}^{(\text{reg})} + F_{\text{tot}}^{(\text{sing})}. \quad (1.1)$$

Obviously, the grand canonical potential of the system $\Omega(T, \mu|L, \dots)$, or the free energy, of the system depends on the geometrical characteristics like L , R , R_1 and R_2 , where T and μ are the temperature and the chemical potential of the fluid. Then one has

$$F_{\text{tot}} = -\frac{\partial}{\partial L} \Omega(L|T, \mu, \dots). \quad (1.2)$$

* Electronic address: gvalchev@imb.bas.bg

† Electronic address: daniel@imb.bas.bg

One normally defines

$$F_{\text{Cas}}(L|T, \mu) \equiv F_{\text{tot}}^{(\text{sing})}(L|T, \mu). \quad (1.3)$$

Within the system considered we suppose that the colloid particles involved, the solid wall and the medium are all governed by dispersion, van der Waals type, interactions. Thus, one shall have

$$F_{\text{vdW}} \equiv F_{\text{tot}}^{(\text{reg})}(L|T, \mu). \quad (1.4)$$

It shall be stressed that both the CCF and van der Waals force (vdWF) are fluctuation induced ones but due to the fluctuations of different entities – the first is due to massless excitations of the order parameter, while the second is due to that ones of the electromagnetic field. In the current article we are going to consider how the interplay of these two type of interaction governs the behavior of colloidal particles. Currently there is no general theory available to scope with the problem of quantitative description of the mutual influence of the fluctuation of the electromagnetic field and the order parameter fluctuations of a medium when it is close to its critical point. The Lifshitz theory [11, 12] – which is the basic one for studying the Casimir effect due to the fluctuations of the electromagnetic field has never been meant to nor can deal with the problem of a critical medium between two other media. For practical applications of this theory the main quantity, which knowledge for any material involved is required, is the dielectric permittivity $\varepsilon(\omega, T)$. Under the normal approach it is usually tabulated at room temperature for specific values of the angular frequency ω of the electromagnetic field. Then, in order to perform the specific calculations needed one supposes the analytic validity of a given dependence on ω , say, the validity of the Drude or plasma models for the considered material. It shall be emphasized, however, that in a critical fluid $\varepsilon(\omega, T)$ is itself a *singular* function of the temperature [13, 14]. We are not aware of a theory that quantitatively predicts how $\varepsilon(\omega, T)$ depends on the temperature and ω near the critical point of the medium for a specific material characterized by some characteristic spectrum. Due to the hypothesis of universality and scaling when studying critical phenomena one normally is interested only in the gross features of the system and utilizes some effective Hamiltonian where only few basic features of the critical medium are reflected. In [15–18] an approach has been suggested for such a system in the case of a film geometry, based on the equation of state of the critical medium, which provides a uniform treatment of the contributions due both to the vdWF and the CCF. It uses general renormalization group arguments and makes use of field-theoretical methods within mean-field approximation. This relatively simple model allows all the calculations for the forces involved to be performed on equal footing. Let us note that the expression derived there for the Hamaker term is in full agreement with the Dzyaloshinskii-Lifshitz-Pitaevskii theory [11, 12]. Let us also remind that the mean-field theory is considered as a reliable theoretical horse for the qualitative description of the critical phenomena.

In the current article we extend the result of [15–18] towards systems with more complex geometry – sphere-plane and sphere-sphere.

The interest in the fluctuation-induced phenomena in the

last years blossomed due to their importance in the rapidly developing field of nanotechnology where, below a micrometer distances, the vdWF and QED CF play a dominant role between neutral nonmagnetic objects. The last implies that these forces play a key role in micro- and nano-electromechanical systems (MEMS/NEMS) [19–21] operating at such distances. In vacuum, or gas medium, they lead to irreversible, usually undesirable phenomena, such as stiction (i.e., irreversible adhesion) or pull-in due to mechanical instabilities [22–24]. Closely related to that is another troubling effect: when a particle's characteristic size is scaled down below a micrometre the role of its weight becomes negligible. As a result, when one tries to release such a neutral particle from whatever handling device surface operating on it in air or under vacuum, the particle will not drop down under the gravity but, instead, will stick to its working surface due to the effect of the omnipresent vdWF. If, in an attempt to release the particle, one charges the particle, forces vibration of the working surface, etc., the released particle might move in an uncontrollable way leaving the observation field of the apparatus controlling the performance of the operation. That is the main reason why the handling, feeding, trapping and fixing of microparts is still the main bottleneck in micro manufacturing and is far from being solved in a satisfactory fashion [25]. Thus, formalizing the above, one of the main problems in the micro- and nano-assembly is the precise and reliable manipulation of a micro- or nanopart that includes moving it from a given starting point, where it is to be taken from, to some end point, when it is to be placed on. In that respect it seems ideal, if one can modify the total interaction between the manipulated particle and the operating device, sometimes called gripper, in such a way that it is repulsive for short distances between the working surfaces and the particle and attractive at larger ones. It is clear that the ability to modify the Casimir interaction can strongly influence the development of MEMS/NEMS. Several theorems, however, seriously limit the possible search of repulsive QED CF [26–28]. Currently, apart from some suggestions for achieving QED Casimir repulsion in systems out of equilibrium the only experimentally well verified way to obtain such repulsive force is to have interaction between two different materials characterized by dielectric permittivities ε_1 and ε_2 such that [11, 12, 29]

$$\varepsilon_1 < \varepsilon_M < \varepsilon_2 \quad (1.5)$$

along the imaginary frequency axis, with ε_M being the dielectric permittivity of the medium between them. In Refs. [30–35] QED Casimir repulsion was indeed observed experimentally for the sphere-plate geometry. In order to minimize the potential negative effects of all possible circuitry at such a small distances and the complications with the isolation, as well as possible problems involving chemical reactions it seems that one promising strategy for overcoming the obstacles mentioned above is to chose such a fluid as a medium that possesses no free changes dissolved in it and that is inert and do not interact chemically with the materials. That leads us of choosing as a fluid a nonpolar liquefied noble gas that has critical parameters as close as possible to the normal ones.

In the current article we will demonstrate that by proper choice of the materials of the colloid particles and the working surface of the gripper it is indeed possible to achieve control

over the net interaction between the surface and the particle by simply changing the temperature or the chemical potential in the system. We also present results for the force between two colloid particles. Let us stress that due to its unique temperature dependence, CCF allows *in situ* control of reversible assembly in soft matter and nanoscience. A further advantage of the force is that both its magnitude and range of action depends on T and μ . We demonstrate this for the case of fluid systems consisting of a nonpolar medium, a solvent, \mathbb{M} comprising two objects of materials \mathbb{S}_1 and \mathbb{S}_2 immersed in the solvent, which are coated by thin solid films of substances \mathbb{L}_1 and \mathbb{L}_2 , respectively – see Fig. 1.

Due to both scientific and technological reasons currently the Casimir effect is object of intense studies. The last is true both for the QED Casimir effect, as well as in its thermodynamic manifestation via the CCF. In the current article we will report theoretical results referring to the critical Casimir effect between pair of objects, at least one of which has spherical shape. Let us stress out that the CCF has already been measured [36], utilizing light scattering technique, in the interaction between a single colloidal sphere and a flat silica surface immersed in a binary mixture near its critical point. The theoretical background of the obtained results is discussed in details in Ref. [37]. In Ref. [38], using a system of three optically trapped [39] spherical colloidal particles, immersed in a critical binary mixture, the authors demonstrated experimentally the theoretically predicted nonadditivity of the fluctuation-induced interactions. Other experimental setups which exploit a sphere-plate or sphere-sphere configurations immersed in a critical fluid include the interaction of spherical colloids with chemically patterned substrates [40–43], formation of critical colloid aggregates [44, 45], phase behaviour studies [46, 47], various techniques for fine-tuning of the CCF [48, 49]. As far as the theoretical side is concerned, it was de Gennes who first obtained the CCF between spherical particles [50] considering a local free-energy functional. Among the other techniques used to study the CCF in sphere-plate and sphere-sphere geometries are the Ornstein-Zernicke theory [51], conformal invariance methods [52, 53], Monte Carlo calculations [54–62], fluid-particle dynamics simulations [63], mean-field type [64–68] and density-functional [69] theory calculations combined with the Derjaguin approximation [42, 70–72]. Several review articles and works [7, 73–76] summarize both the experimental and theoretical results presented there.

As already stated above, in the current article we study the interplay between the CCF and the dispersion vdWF arising between a sphere and solid plate and between two spheres systems immersed in a solvent which is close to its critical point. The solvent is thought to be either a nonpolar fluid or binary liquid mixture consisting of nonpolar components that is close to its demixing point. The interacting objects are assumed coated by thin solid films. We suppose that the liquid phase of the one-component fluid or one of the components of the binary liquid mixture are strongly adsorbed by *both* coating layers, i.e., they ensure the so-called $(+, +)$ boundary conditions. The bulk phase (core) of the objects, on the other hand, influence the fluid by long-range *competing* dispersion potentials. In the case of a simple fluid these potentials increase the adsorption of the fluid near one of the surfaces, leading to preference there of its liquid phase, and decrease it near the

other one. In the case of a binary fluid mixture the substrates prefer one of the components near, say, the top and the other one near the bottom of the system. We will demonstrate that this experimentally realizable competition between the effects due to the coatings and the cores can result in interesting effects like sign change of the CCF, as well as the NTF, acting between the surfaces, when one changes T , μ or L . The last facts can potentially be used in controlling the properties of colloidal suspensions and for governing the behavior of objects at small, below micrometer, distances.

The content of the article is arranged as follows. In Sec. II we present some general predictions of the finite-size scaling theory for the interaction between sphere and a plate and between two spheres. In Subsec. II B we recall and comment on the finite-size behaviour of systems with dispersion forces extending the known facts to the expected behavior of the CCF, vdWF and NTF when they act between pair of parallel plates, sphere and a plate and couple of spherical particles. By doing so, we introduce and compare the two general techniques, namely the Derjaguin approximation (DA) (Subsec. II C 1) and the surface integration approach (SIA) (Subsec. II C 2), within which we study the commented spectrum of forces. Section III briefly presents the corresponding lattice-gas model suitable for the investigation of fluid media with account of the long-ranged van der Waals interactions. Here we present the equation for the equilibrium profile of the finite-size order parameter, identify the main coupling parameters characterizing the interactions in the systems, which enter in it, and give the general expressions used to calculate the CCF and NTF. Last but not least in Sec. IV we present the exact equations (Subsec. IV A) used to obtain the numerical results for the behaviour of the investigated forces, and comment them in details in Subsec. IV B. Finally, we provide arguments in support of the experimental feasibility of the predicted effects – Subsec. IV C. The article ends with a summary and discussion section – Sec. V. Important technical details concerning the derivation of the expressions for the interaction forces between spherical particles within the SIA are presented in Appendix A.

II. THEORETICAL BACKGROUND

A. Some general predictions of the finite-size scaling theory

Since the CCF depends on the critical properties near the bulk critical temperature T_c of the solvent it is governed by universality and scaling [5, 6]. The last implies that, in first approximation, the critical Casimir effect depends only on the gross features of the system – its dimensionality d and the symmetry of the ordered state (both defining the so-called bulk universality class of the system) and on the boundary conditions (determined by the surface universality classes) imposed on the fluid by the bodies immersed in it. Therefore, to a great extent the CCF is *universal*. The quantitative effects of the presence of a surfaces of the bodies on the thermodynamic behavior of the system depends on the penetration depth of their symmetry breaking effect into the volume. Obviously, the range to which these effects are felt within the system depends on two phenomena: on how long-ranged the interactions are and on how long-ranged the fluid

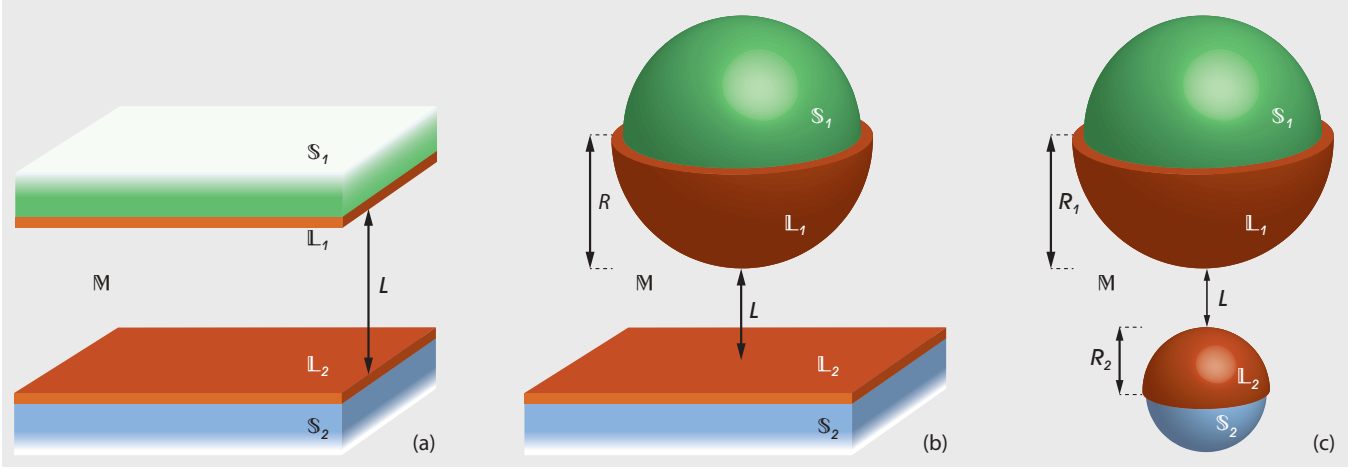


FIG. 1. (Color online) Schematic depiction of the considered fluid systems: (a) pair of parallel plates, (b) sphere of radius R above a plate and (c) pair of spherical particles with radii R_1 and R_2 (dissimilar in the most general case). In all three cases the interacting objects are assumed immersed in some fluid medium M – a nonpolar one-component fluid or a binary mixture composed out of the molecules of some nonpolar liquids A and B . The minimal separation between the interacting objects in every of the described systems is denoted by L . The substances composing the objects are denoted by S_1 and S_2 , coated by thin layers of some other substances L_1 and L_2 , respectively. The fluid medium is considered embedded on a lattice in which, some nodes are occupied by a particle and others are not (for a simple one-component fluid) – thus depicting the "liquid" and "gas" states respectively at some values of the temperature T and chemical potential μ of the fluid, or some of the nodes are occupied by a molecule from the substance A (the "liquid" state) and the rest are occupied by the molecules belonging to the species B ("gas" state). The surfaces of the interacting objects impose on the fluid medium boundary conditions of strong adsorption, the so-called $(+, +)$ boundary conditions, i.e., the nearest to the coating substances layers are entirely occupied by the particles of the one-component fluid or if the medium is a binary liquid mixture – by the particles of one of its components.

correlations, which mediate the interactions between the bodies, are. The long-ranginess of the correlations is set by the correlation length ξ of the order parameter of the solvent; ξ becomes large, and theoretically diverges, in the vicinity of the bulk critical point (T_c, μ_c) : $\xi(T \rightarrow T_c^+, \mu = \mu_c) \simeq \xi_0^+ t^{-\nu}$, where $t = (T - T_c)/T_c$, and $\xi(T = T_c, \mu \rightarrow \mu_c) \simeq \xi_{0,\mu} |\Delta\mu / (k_B T_c)|^{-\nu/\Delta}$, where $\Delta\mu = \mu - \mu_c$. Here ν and Δ are the usual critical exponents which, for classical fluids, are those of the three-dimensional Ising model, and ξ_0^+ and $\xi_{0,\mu}$ are the corresponding nonuniversal amplitudes of the correlation length along the t and μ axes. When ξ becomes comparable to the characteristic dimension of the system, say the separation L between the objects, the size dependence of the thermodynamic functions enters into the thermodynamic potentials through the ratio L/ξ , and takes a scaling form given by the finite-size scaling theory [6, 77, 78]. Then

i) for the interaction of a colloidal particle with spherical shape with radius R with a half-space bounded by a plane in the case of a system governed only by short-ranged interactions the theory [5, 6, 71, 77–81] predicts:

$$F_{\text{Cas}}^{R,|}(L|T, \mu) = \frac{k_B T}{L} X_{\text{Cas}}^{R,|}(\Xi, x_t, x_\mu), \quad (2.1)$$

where

$$x_t = t (L/\xi_0^+)^{1/\nu}, \quad x_\mu = \beta \Delta\mu (L/\xi_{0,\mu})^{\Delta/\nu} \quad (2.2)$$

are the temperature and field relevant in renormalization group sense scaling variables and $\Xi \equiv R/L$. Note that this prediction shall be valid for any dimensionality d since it simply takes into account that the dimension of a hypersphere in a d dimensional space is one dimension less than that of the space itself. When the hyperscaling holds, i.e., for $2 < d < 4$ for

short ranged systems, the scaling function $X_{\text{Cas}}^{R,|}$ is universal. When $d > 4$ a nonuniversal system dependent prefactor is expected to be present which shall be taken into account in the corresponding analysis.

ii) for the interaction mediated by the critical fluid [71, 81] in the case of two colloidal particles with radii R_1 and R_2 one has

$$F_{\text{Cas}}^{R_1, R_2}(L|T, \mu) = \frac{k_B T}{L} X_{\text{Cas}}^{R_1, R_2}(\Xi_1, \Xi_2, x_t, x_\mu), \quad (2.3)$$

with $\Xi_i \equiv R_i/L$, $i = 1, 2$.

In the remainder we are going to study $F_{\text{Cas}}^{R,|}(L|T, \mu)$ and $F_{\text{Cas}}^{R_1, R_2}(L|T, \mu)$ in a system governed not by short-ranged, but by long-ranged dispersion interactions. That will require some modifications of Eq. (2.1) and Eq. (2.3). Furthermore, we will obtain $F_{\text{Cas}}^{R,|}(L|T, \mu)$ and $F_{\text{Cas}}^{R_1, R_2}(L|T, \mu)$ utilizing the Derjaguin [82] and the recently introduced surface integration approach [83]. For that aim we will need the corresponding results for a system with a film geometry that is governed by the same dispersion interactions as those of sphere-plate and sphere-sphere interactions. That is why we are next going to concisely recall these topics. We start with the behavior of the thermodynamic Casimir force in nonpolar fluid systems with dispersion forces.

B. The thermodynamic Casimir force in nonpolar fluid systems with dispersion forces

The specifics of the scaling theory for systems with dispersion forces are described in details in Refs. [15–18, 84–86]. That is why we will just briefly remind here some very basic

facts that will also serve us for introducing notations needed further in the main text.

We consider a fluid systems consisting of a nonpolar medium \mathbb{M} comprising two thick parallel plates of materials \mathbb{S}_1 and \mathbb{S}_2 which are coated by thin solid films of substances \mathbb{L}_1 and \mathbb{L}_2 , respectively – see Fig. 1a. Let L denote the distance between the plates, and let us suppose that the thicknesses of the coating films is negligible. If the fluid medium is in contact with a particle reservoir with a chemical potential μ , the grand canonical potential $\Omega_{\text{ex}}(L|T, \mu)$ per unite area \mathcal{A} of this medium in excess to its bulk value $\mathcal{A}L\omega_{\text{bulk}}(T, \mu)$ depends on L and, thus, one can define the total effective force $F_{\text{tot}}(L|T, \mu)$, which includes, among others, the contributions due to fluctuations of the medium and dispersion interactions in it as

$$F_{\text{tot}}(L|T, \mu) = -\frac{\partial \Omega_{\text{ex}}(L|T, \mu)}{\partial L}, \quad (2.4)$$

in a full accord with Eq. (1.2), where $\omega_{\text{bulk}}(T, \mu)$ is the density of the bulk grand canonical potential, and \mathcal{A} is the surface area of the plates.

We suppose that the dispersion forces governing all the parts of the considered system depend on the distance r between the constituents of the bodies in the system $\propto r^{-d-\sigma}$, where d is the dimensionality of the space and σ is a parameter that controls the decay of the dispersion interactions. The last implies $\propto J^l r^{-d-\sigma}$ interactions between the fluid particles and substrate potentials $\propto J^{s_i} z^{-\sigma}$, $i = 1, 2$ acting on the fluid particles at a distance z from the surface of the colloid particles. When $\sigma > 2$ such long-range interactions are termed subleading long-ranged interactions [15, 18, 84–86]. The systems governed by them do also belong to the Ising universality class characterized by short-ranged forces [87], i.e., the critical exponents, e.g., do not depend on σ for such type of interactions. For $d = 3$ and $\sigma = 3$ one has the usual van der Waals interactions, while $d = 3$ and $\sigma = 4$ corresponds to the retarded Casimir-Polder one. These two interactions are two prominent representative of the class of subleading long-ranged interactions. When $d = 3$, the Ising universality class is characterized by critical exponents [88, 89]

$$\begin{aligned} \nu &= 0.63002(10), \beta = 0.3265(3), \eta = 0.03627(10) \\ \gamma &= 1.2367(15), \theta = \varpi \nu = 0.524(4). \end{aligned} \quad (2.5)$$

Clearly, by varying the ratio between the strengths of the long-ranged $-J^l$ and the short-ranged $-J_{\text{sr}}^l$ contributions in the fluid interaction one can quantitatively probe the importance of the long-ranged parts of the interactions within the fluid medium. One can also in this way study potential experiments in colloidal systems which allow for a dedicated tailoring of the form of the effective interactions between colloidal particles.

The contribution of the dispersion forces to the total effective force Eq. (2.4) can be distinguished from that of the CCF by their temperature dependence, because the leading such of the former does not exhibit a singularity. Thus, one can perform the decompositions and identifications given in Eq. (1.1), Eq. (1.3) and Eq. (1.4).

If the system is away from its bulk critical point for the occurring force $f_{\text{tot}}^{\parallel}(L|T, \mu)$ per cross section area \mathcal{A} and $k_B T$

is customary to write the following expression

$$f_{\text{tot}}^{\parallel}(L|T, \mu) \simeq (\sigma - 1)\beta H_A(T, \mu)L^{-\sigma}\xi^{\sigma-d}, \quad (2.6)$$

where, for dimensional reasons, the microscopic length scale ξ is introduced. Let us note that one normally considers the case $d = \sigma$ and, thus, omits the apparent dependence of this length, that can be taken to be, e.g., the so-called *retardation length* [83, 90] ξ_{ret} . In Eq. (2.6) H_A is the Hamaker term, whose dependence from the temperature and chemical potential is given by the so-called Hamaker constant [91, 92] (for details see the Appendix in Ref. [18]).

As already explained above, upon approaching the bulk critical point of the system the fluctuations of the order parameter of the confined fluid medium exhibit strong correlations which gives rise to new contribution to the NTF, the CCF (see below). In the vicinity of this point (critical region) Eq. (2.6) is no longer valid. Following Ref. [18], Eq. (2.6) then becomes

$$\begin{aligned} f_{\text{tot}}^{\parallel}(L|T, \mu) &\simeq L^{-d}X_{\text{crit}}^{\parallel}[x_t, x_\mu, x_l, \{x_{s_i}, i = 1, 2\}, x_g] \\ &+ (\sigma - 1)\beta H_A(T, \mu)L^{-\sigma}\xi_{\text{ret}}^{\sigma-d}. \end{aligned} \quad (2.7)$$

Here $X_{\text{crit}}^{\parallel}$ is dimensionless, universal scaling function, $x_t = t(L/\xi_0^+)^{1/\nu}$ and $x_\mu = \beta\Delta\mu(L/\xi_{0,\mu})^{\Delta/\nu}$ are the temperature and field relevant scaling variables, respectively, while $x_l = \Lambda(L/\xi_0^+)^{-\varpi_l}$, $x_{s_i} = s_i(L/\xi_0^+)^{-\varpi_s}$, $i = 1, 2$ and $x_g = g_\varpi(L/\xi_0^+)^{-\varpi}$ are the irrelevant in renormalization group sense scaling variables associated with the interactions in the system. As reported in Sec. II of Ref. [18], for systems belonging to three-dimensional Ising universality class with "genuine" (nonretarded) van der Waals interaction $d = \sigma = 3$, for the correction to scaling exponents one has $\varpi_l \simeq 1.03$, $\varpi_s \simeq 0.52$, and $\varpi = 0.832(6)$. In Eq. (2.7) g_ϖ is the (dimensionless) scaling field associated with the Wegner-type corrections, while Λ and s_i , $i = 1, 2$ are dimensionless nonuniversal coupling constants: Λ is proportional to the strength J^l of the long-range part of the interaction potential between the particles of the fluid, whereas s_i , $i = 1, 2$ are proportional to the contrast between the potentials of the colloids and those in the fluid medium (see below). We recall that within the mean-field theory with $d = \sigma = 4$ and $\eta = 0$ one has, instead, $\varpi_{l,\text{MF}} = 2$ and $\varpi_{s,\text{MF}} = 1$. This implies

$$f_{\text{tot}}^{\parallel}(L|T, \mu)L^4 \simeq X_{\text{crit}}^{\parallel}(\cdot) + 3\beta H_A(T, \mu), \quad (2.8)$$

where all critical exponents take their mean-field values $\beta = \nu = 1/2$, $\gamma = 1$, $\Delta = 3/2$.

According to the scaling hypothesis of the CCF one expects that near the bulk critical point

$$f_{\text{Cas}}^{\parallel}(L|T, \mu) = L^{-d}X_{\text{Cas}}^{\parallel}(x_t, x_\mu, \dots), \quad (2.9)$$

where $X_{\text{Cas}}^{\parallel}$ is a scaling function that for large enough L with fixed $x_t = \mathcal{O}(1)$ and $x_\mu = \mathcal{O}(1)$ approaches the scaling function of the short-ranged system $X_{\text{Cas}}^{\text{sr},\parallel}(x_t, x_\mu)$ (for details see Eqs. (2.12) and (4.10) in Ref. [18]). From Eqs. (1.1), (1.3) and (1.4), together with Eq. (2.7) it follows that the scaling function of the CCF $X_{\text{Cas}}^{\parallel}$ is proportional to the sum of $X_{\text{crit}}^{\parallel}$ and the singular part of the Hamaker term $H_A^{(\text{sing})}(T, \mu)$. The

last implies that in order to determine the CF in systems with dispersion interaction one has to decompose the contribution captured through the Hamaker term in a singular and a regular parts, i.e.

$$H_A(T, \mu) = H_A^{(\text{reg})}(T, \mu) + H_A^{(\text{sing})}(T, \mu). \quad (2.10)$$

Thus, with $d = \sigma$ one has

$$f_{\text{Cas}}^{\parallel} = L^{-d} \left[X_{\text{crit}}^{\parallel} + (d-1)\beta H_A^{(\text{sing})} \right], \quad (2.11)$$

while Eq. (1.4), with the normalization per unit area, in the general case becomes

$$f_{\text{vdW}}^{\parallel} = (\sigma-1)\beta H_A^{(\text{reg})}(T, \mu) L^{-\sigma} \xi_{\text{ret}}^{\sigma-d}. \quad (2.12)$$

We will often compare the behavior of the system with sub-leading long-ranged dispersion interactions present with this one of a system with purely short-ranged interactions which will serve as a reference system. In such a purely short-range system one has $H_A = 0$. Then, at the bulk critical point ($T = T_c$, $\mu = \mu_c$) the leading term of the CCF $f_{\text{Cas}}^{\parallel}$ per unit area between the slabs bounding the fluid has the form

$$f_{\text{Cas}}^{\parallel}(L|T_c, \mu_c) = (d-1)\Delta(d) \frac{k_B T_c}{L^d}, \quad (2.13)$$

where $X_{\text{crit}}^{\text{sr}, \parallel}(0) = (d-1)\Delta(d)$. Here $\Delta(d) = \mathcal{O}(1)$ is a universal dimensionless quantity, called Casimir amplitude, which depends on the bulk and surface universality classes (and the boundary conditions). Since the CCF is proportional to $k_B T_c$ the interaction between the plates can become rather strong in a system with high critical temperature such as, e.g., in classical binary liquid mixtures. Note that the *sign* of the force depends on the sign of the Casimir amplitude $\Delta(d)$ which, on its turn, depends on the boundary conditions imposed by the bounding surfaces on the fluid. According to the usual convention negative sign corresponds to attraction, while positive sign means repulsion of the surfaces bounding the system.

In what follows, we are going to present results for the CCF, vdWF and NTF in the cases of sphere-sphere and sphere-plate systems, utilizing the knowledge gained from studies of the corresponding interactions between parallel plates.

C. Sphere-plate and sphere-sphere geometries

1. The studied forces within the DA

When it comes to calculating some geometry dependent interaction energy or force in systems where at least one of the objects has a nonplanar geometry, the most common approach used is the one first proposed by B. Derjaguin [82]. It is known as Derjaguin approximation in colloidal science (see e.g. Ref. [71] and p. 34 in Ref. [93]), and proximity force approximation in studies of QED Casimir effect (see e.g. p. 97 in Ref. [94]). The main idea behind the DA is that one can relate the knowledge for the interaction force/potential between two parallel plates with the one between two gently curved colloidal particles, when the separation between them is much smaller than the geometrical characteristics of the particles in

question. More specifically, the DA states that in $d = 3$ the interaction force $F^{R_1, R_2}(L)$ between two spherical particles with radii R_1 and R_2 placed at a distance $L \ll R_1, R_2$ is given by

$$F_{\text{DA}}^{R_1, R_2}(L) = 2\pi R_{\text{eff}} \int_L^\infty f_{\text{Cas}}^{\parallel}(z) dz, \quad (2.14)$$

where $R_{\text{eff}}^{-1} = R_1^{-1} + R_2^{-1}$ is an effective radius and $f_{\text{Cas}}^{\parallel}$ – force per unit area between parallel plates. When the sphere with radius $R_1 \equiv R$ interacts with a plate one has $R_2 = \infty$ and then Eq. (2.14) is still valid with $R_{\text{eff}} = R$.

Now if one takes the integrand in Eq. (2.14) in the form given by Eq. (2.12) with $d = 3$, i.e.

$$f_{\text{vdW}}^{\parallel}(z) = (\sigma-1)\beta H_A^{(\text{reg})} z^{-\sigma} \xi_{\text{ret}}^{\sigma-3} \quad (2.15)$$

and performs the integration there, the result is

$$\int_L^\infty f_{\text{vdW}}^{\parallel}(z) dz = \frac{\beta H_A^{(\text{reg})} \xi_{\text{ret}}^{\sigma-3}}{L^{\sigma-1}}. \quad (2.16)$$

Here we recall that the Hamaker term H_A , depends both on the dimensionality d of the system and the decay parameter σ characterizing the strength of the van der Waals interactions [see Eqs. (3.15) and (3.16) below]. As far as the CCF is concerned, the DA for $d = 3$, after substituting the force per unit area in the form Eq. (2.9), the integration of Eq. (2.14) delivers

$$\begin{aligned} \int_L^\infty f_{\text{Cas}}^{\parallel}(z) dz &= \int_L^\infty z^{-3} X_{\text{Cas}}^{\parallel}[x_t(z), x_\mu(z), \dots] dz \\ &\equiv X_{\text{Cas, DA}}(x_t, x_\mu, \dots), \end{aligned} \quad (2.17)$$

where, due to the rapid decay of the interaction, the upper limit of integration has been set to infinity. Of course, this can be justified only if L is much smaller than the characteristic sizes of the interacting objects involved.

2. The studied forces within the SIA

An improvement and generalization of the DA, called "surface integration approach" has been proposed in Ref. [83]. It has been used there to study van der Waals interactions between objects of arbitrary shape and a plate of arbitrary thickness. It delivers *exact* results if the interactions involved can be described by pair potentials. The main advantage of this approach over the DA is that one is no longer bound by the restriction that the interacting objects must be much closer to each other than their characteristic sizes. The main result is that for the force acting between a 3d object (say a colloid particle) $B \equiv \{(x, y, z), (x, y, z) \in B\}$ of general shape $S(x, y) = z$ and a flat surface bounded by the (x, y) –plane of a Cartesian coordinate system, one has

$$\begin{aligned} F_{\text{SIA}}^{B, \parallel}(L) &= \int_{A_S^{\text{to}}} \int f_{\text{Cas}}^{\parallel}[S(x, y)] dx dy \\ &\quad - \int_{A_S^{\text{away}}} \int f_{\text{Cas}}^{\parallel}[S(x, y)] dx dy, \end{aligned} \quad (2.18)$$

where A_S is the projection of the surface S of the particle over the (x, y) –plane, $A_S = A_S^{\text{to}} \cup A_S^{\text{away}}$. Eq. (2.18) has a very simple intuitive meaning: in order to determine the force acting

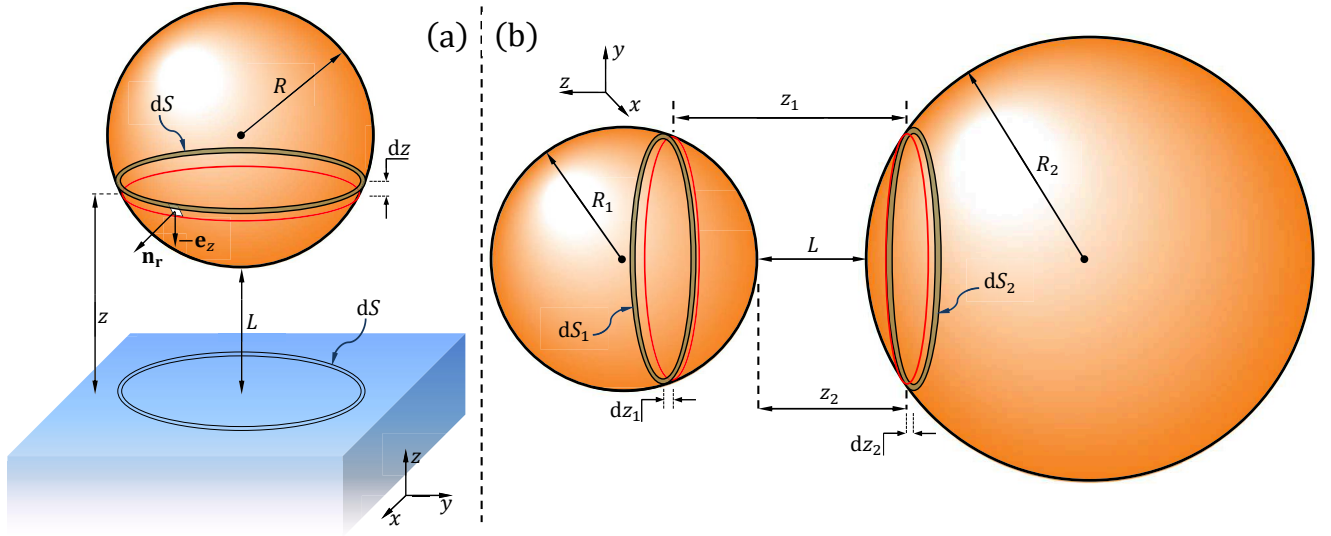


FIG. 2. (Color online) Geometry of the *surface integration approach* for the interaction between (a) a spherical particle of radius R with a planar substrate (plate) as well as between (b) pair of spherical particles of radii R_1 and R_2 (dissimilar in the most general case). On both figures the minimal distance at which the objects are situated is denoted by L . In (a) we consider the plate infinite in $-z$ direction. Here \mathbf{n}_r is the unit vector, normal to the sphere's surface, with \mathbf{e}_z being its z -component, taken with a minus sign in the lower half of the sphere, which faces towards the plate. The red (full line) circle situated at a distance z from the plate indicates the border of the cross section formed from the intersection between the sphere and a plane parallel to the (x, y) -plane. Then the infinitesimal projection area dS results from the cross section area difference at separations z and $z + dz$. In (b) the cross section of the sphere with radius R_2 with a plane parallel to the (x, y) -plane is situated at a distance z_2 from the surface of the second sphere, as the cross sections in both spheres are spaced apart z_1 from one another. The infinitesimal areas dS_i results from the cross section area difference at separations z_i and $z_i + dz_i$, with $i = 1, 2$.

on the particle one has to subtract from the contributions stemming from surface regions A_S^{to} that "face towards" the projection plane those from regions A_S^{away} that "face away" from it, where A_S^{to} and A_S^{away} are the projections of the corresponding parts of the surface of the body on the (x, y) -plane. It is clear that if one takes into account only the contributions over A_S^{to} one obtains expression very similar to the DA. The both expressions in that case will differ only by the fact that while Eq. (2.18) takes into account that the force on a given point of the S is *along the normal* to the surface at that point, the standard DA does not take this into account. Let us recall that Eq. (2.18) provides exact results for the interaction under the assumption that the constituents of the body interact via pair potentials. This is, of course, *not* the case of CCF. It is, however, clear that under mechanical equilibrium of the colloid in the fluid, the CCF is again along the normal to the surface at the point of the surface where it acts. Thus, one can get a reasonably good approximation to the effect of that force by keeping just the integration on that part of the surface of the body that faces the plane. This leads to

$$\beta F_{\text{Cas, SIA}}^{R, \parallel}(L) = \int_{A_S^{\text{to}}} \int f_{\text{Cas}}^{\parallel}[S(x, y)] dx dy. \quad (2.19)$$

In the simplest case of interaction between a spherical particle and a thick plate [see Fig. 2(a)], induced by point-like sources, Eq. (2.18) takes the form

$$F_{\text{SIA}}^{R, \parallel}(L) = 2\pi R \int_L^{L+2R} \left[1 - \frac{z-L}{R} \right] f_{\text{Cas}}^{\parallel}(z) dz. \quad (2.20)$$

The term $[\dots]$ in the integrand of Eq. (2.20) reflects how the projection to the normal to the surface of the sphere changes as

a function of z . Substituting Eq. (2.15) in the above expression for the van der Waals sphere-plate interaction we can write

$$F_{\text{vdW, SIA}}^{R, \parallel}(L) = \frac{2\pi H_A^{\text{(reg)}} \xi_{\text{ret}}^{\sigma-3}}{\sigma-2} \times \left[\frac{R(\sigma-2)-L}{L^{\sigma-1}} + \frac{L+R\sigma}{(L+2R)^{\sigma-1}} \right]. \quad (2.21)$$

The corresponding expression for the CCF arising between a sphere and a plate, following Eq. (2.19), can then be written as

$$\begin{aligned} \beta F_{\text{Cas, SIA}}^{R, \parallel}(L) &= 2\pi R \int_L^{L+R} \left[1 - \frac{z-L}{R} \right] f_{\text{Cas}}^{\parallel}(z) dz \\ &= 2\pi R \int_L^{L+R} \frac{1}{z^3} \left[1 - \frac{z-L}{R} \right] X_{\text{Cas}}^{\parallel}[x_r(z), x_\mu(z), \dots] dz. \end{aligned} \quad (2.22)$$

When one is interested in the interaction between two or more objects with nonplanar geometry a general expression like Eq. (2.18), that determines the interaction between these objects in terms of the interaction between parallel plates, i.e., some sort of a SIA approach when neither of the bodies has a planar geometry, is currently, as far as we are aware of, not known. An attempt in this direction was reported in Ref. [96], but the equation offered there leads to energy of interaction between two spheres which differs from the classical one reported by Hamaker (see Fig. 3 in Ref. [96]). In the current article we will show that in this special case of pair of spherical particles [see Fig. 2(b)] with radii R_1 and R_2 one can write the force of interaction between two spherical colloid particles

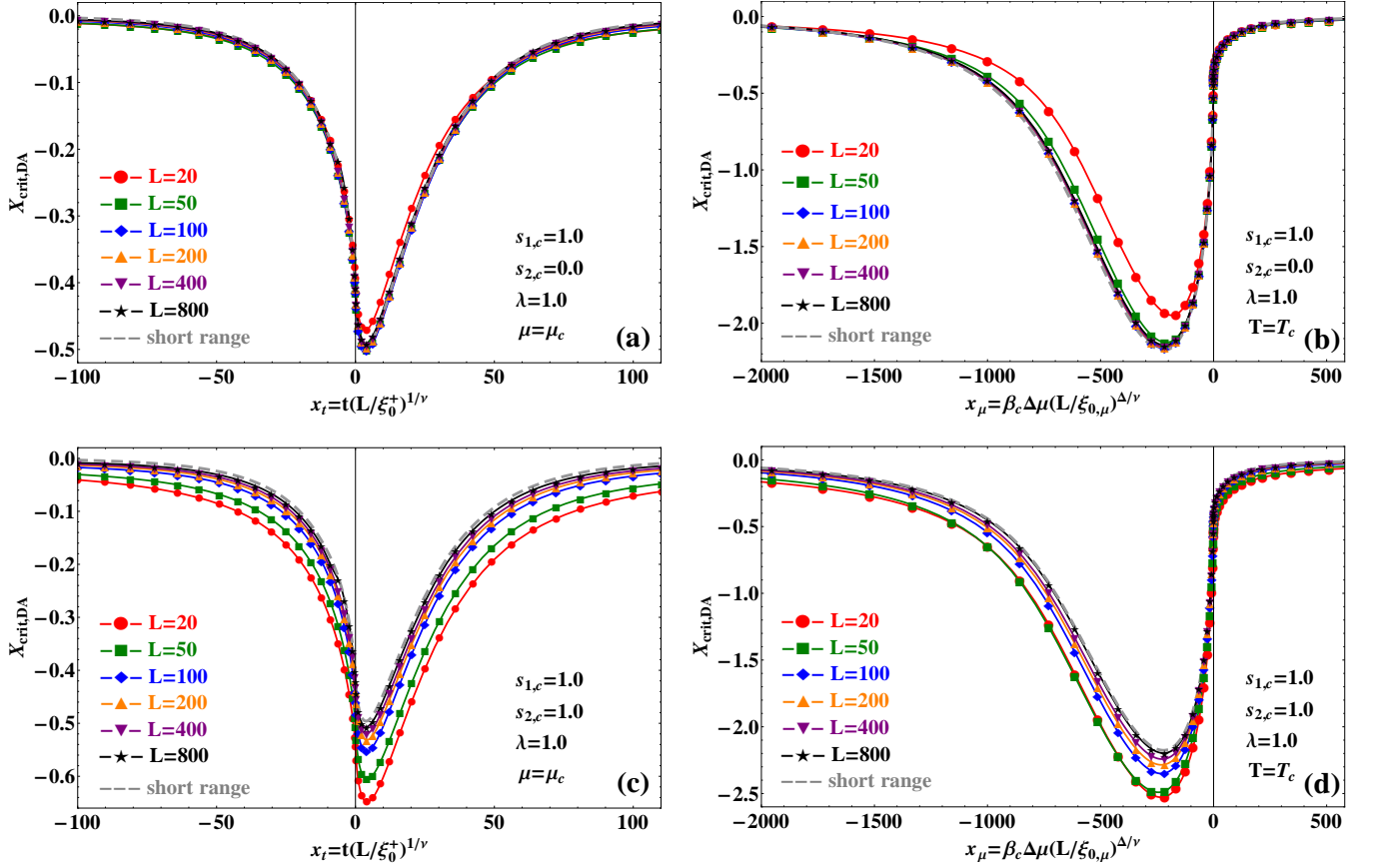


FIG. 3. (Color online) Behavior of the scaling function $X_{\text{crit,DA}}$ within the DA in a $d = 3$ dimensional sphere-plate/sphere-sphere fluid system. On (a) and (c) the temperature dependence is shown at $\Delta\mu = 0.0$, (i.e., $x_\mu = 0.0$), while on (b) and (d) – the one on the chemical potential at $T = T_c$, (i.e., at $x_t = 0.0$). In all four sub-figures the parameters characterizing the interactions in the systems have values $s_{1,c} = 1.0$ and $\lambda = 1.0$, with $s_{2,c} = 0.0$ in (a) and (b), while in (c) and (d) one has $s_{2,c} = 1.0$ [95]. We observe that for $s_{2,c} = 0.0$ all scaling functions of systems with $L > 20$ are indistinguishable from the one for the short-range system [see (a) and (b)]. When $s_{2,c} = 1.0$ the scaling functions do trace separate curves for different separations L and with increase of L they approach the one for a purely short-ranged system. All shown scaling functions correspond to attractive force.

in the form (for details see Appendix A)

$$F_{\text{SIA}}^{R_1, R_2}(L) = -R_1 \int_L^{L+2R_2} \left[f_{\mathcal{A}}^{\parallel}(z_2) + f_{\mathcal{A}}^{\parallel}(z_2 + 2R_1) \right] \zeta(z_2) dz_2 \\ + \int_L^{L+2R_2} \zeta(z_2) \int_{z_2}^{z_2+2R_1} f_{\mathcal{A}}^{\parallel}(z_1) dz_1 dz_2. \quad (2.23)$$

where the function $\zeta(z_2)$ is defined as

$$\zeta(z_2) = \frac{d}{dL} \left\{ \frac{\pi [R_2^2 - (L + R_2 - z_2)^2]}{(L + R_1 + R_2)} \right\}. \quad (2.24)$$

From Eq. (2.23) with $\sigma = 3$ and $\sigma = 4$ one obtains

- when $\sigma = 3$

$$F_{\text{vdW, SIA}}^{R_1, R_2}(L|3) = \frac{128 H_A^{(\text{reg})} R_1^3 R_2^3}{L^2 (L + 2R_1)^2 (L + 2R_2)^2} \\ \times \frac{(L + R_1 + R_2)}{(L + 2R_1 + 2R_2)^2}. \quad (2.25)$$

This result can be easily verified by simple differentiation with respect to the separation distance, of the potential obtained in Ref. [97].

- when $\sigma = 4$

$$F_{\text{vdW, SIA}}^{R_1, R_2}(L|4) = \frac{H_A^{(\text{reg})} \xi_{\text{ret}}}{(L + R_1 + R_2)^2} \\ \times \left\{ \frac{2R_1 \mathcal{P}_{1;4}(L)}{L^3 (L + 2R_1)^3} - \frac{2R_1 \mathcal{P}_{2;4}(L)}{(L + 2R_2)^3 (L + 2R_1 + 2R_2)^3} \right. \\ \left. - \ln \left[\frac{(L + 2R_1)(L + 2R_2)}{L(L + 2R_1 + 2R_2)} \right] \right\}, \quad (2.26)$$

where the two polynomials which enter the above expression are

$$\mathcal{P}_{1;4}(L) = L^5 + 5L^4 R_1 + 10L^3 R_1^2 + 2L^2 R_1^2 (5R_1 - 4R_2) + 4LR_1^2 (R_1^2 - 4R_1 R_2 - 2R_2^2) - 8R_1^3 R_2 (R_1 + R_2), \quad (2.27a)$$

and

$$\begin{aligned} \mathcal{P}_{2;4}(L) = & L^5 + 5L^4 (R_1 + 2R_2) + 10L^3 (R_1 + 2R_2)^2 + 2L^2 (5R_1^3 + 34R_1^2 R_2 + 60R_1 R_2^2 + 40R_2^3) \\ & + 4L(R_1^4 + 14R_1^3 R_2 + 36R_1^2 R_2^2 + 40R_1 R_2^3 + 20R_2^4) + 16R_2 (R_1 + R_2)(R_1 + 2R_2)(R_1^2 + R_1 R_2 + R_2^2). \end{aligned} \quad (2.27b)$$

For the CCF between spherical objects after the substitution

of Eq. (2.9) in Eq. (2.23) and properly taking the limits of integration leads to

$$\beta F_{\text{Cas,SIA}}^{R_1,R_2}(L) = -R_1 \int_L^{L+R_2} \frac{\zeta(z_2)}{z_2^3} X_{\text{Cas}}^{\parallel}[x_t(z_2), x_\mu(z_2), \dots] dz_2 + \int_L^{L+R_2} \zeta(z_2) \int_{z_2}^{z_2+R_1} \frac{1}{z_1^3} X_{\text{Cas}}^{\parallel}[x_t(z_1), x_\mu(z_1), \dots] dz_1 dz_2. \quad (2.28)$$

Since both DA and SIA utilize the knowledge of the behavior of the force per unit area arising between a pair of parallel plates, in the following section we present the corresponding model within which we describe such a system. Because the corresponding expressions have been presented in details in Ref. [18], here only key results, as well some notations, are going to be given which will be needed in the remainder of the article.

III. THE MODEL

As explained in Ref. [18], we consider a lattice-gas model of a fluid confined between two planar plates, separated at a distance L from each other, with grand canonical potential $\Omega[\rho(\mathbf{r})]$ given by

$$\begin{aligned} \Omega[\rho(\mathbf{r})] = & k_B T \sum_{\mathbf{r} \in \mathbb{M}} \{\rho(\mathbf{r}) \ln[\rho(\mathbf{r})] \\ & + [1 - \rho(\mathbf{r})] \ln[1 - \rho(\mathbf{r})]\} + \frac{1}{2} \sum_{\mathbf{r}, \mathbf{r}' \in \mathbb{M}} \rho(\mathbf{r}) w^l(\mathbf{r} - \mathbf{r}') \rho(\mathbf{r}') \\ & + \sum_{\mathbf{r} \in \mathbb{M}} \left[V^{(s_1|l|s_2)}(z) - \mu \right] \rho(\mathbf{r}), \end{aligned} \quad (3.1)$$

where \mathbb{M} is a simple cubic lattice in the region occupied by the fluid medium $-\infty^{d-1} \times [0, L]$ and $V^{(s_1|l|s_2)}(z)$ is an external potential that reflects the interactions between the confining plates and the constituents of the fluid. In Eq. (3.1) $w^l(\mathbf{r} - \mathbf{r}') = -4J^l(\mathbf{r} - \mathbf{r}')$ is the nonlocal coupling (interaction potential) between the constituents of the confined medium and μ is the chemical potential. All length scales here and in the remainder are taken in units of the lattice constant a_0 , so that the particle number density $\rho(\mathbf{r})$ becomes a number which varies in the range $[0, 1]$. We recall that in the framework of a mean-field treatment with respect to the critical behavior the effective spatial dimension is $d = 4$, irrespective of the actual dimension of the model under consideration.

In Eq. (3.1)

$$\begin{aligned} \text{i) } V^{(s_1|l|s_2)}(z) = & -\rho_{s_1} J_{\text{sr}}^{s_1,l} \delta(z) - \rho_{s_2} J_{\text{sr}}^{s_2,l} \delta(L - z) \\ & + v_{s_1}(z + 1)^{-\sigma} + v_{s_2}(L + 1 - z)^{-\sigma}, \end{aligned} \quad (3.2)$$

where $v_{s_i} = -G(d, \sigma) \rho_{s_i} J_{s_i}^{s_i,l}$, $i = 1, 2$, with

$$G(d, \sigma) = 4\pi^{(d-1)/2} \frac{\Gamma(\frac{1+\sigma}{2})}{\sigma \Gamma(\frac{d+\sigma}{2})}, \quad (3.3)$$

and $\delta(x)$ is the discrete delta function;

$$\text{ii) } J^l(\mathbf{r}) = J_{\text{sr}}^l \{ \delta(|\mathbf{r}|) + \delta(|\mathbf{r}| - 1) \} + \frac{J^l \theta(|\mathbf{r}| - 1)}{1 + |\mathbf{r}|^{d+\sigma}}, \quad (3.4)$$

is a proper lattice version of $-w^l(\mathbf{r})/4$ as the interaction energy between the fluid particles, where $\theta(x)$ is the Heaviside step function with the convention $\theta(0) = 0$.

The functional Eq. (3.1) can be considered as a modification of the model utilized by Fisher and Nakanishi [98, 99] in their mean-field investigation of systems governed by short-range forces.

Taking into account the translational symmetry of the system along the bounding surfaces, the variation with respect to $\rho(\mathbf{r})$ leads to an equation of state for the equilibrium density $\rho^*(\mathbf{r}) = [1 + \phi^*(\mathbf{r})]/2$, where $\phi(\mathbf{r}) \equiv \phi(\mathbf{r}_{\parallel}, z) = \phi(z)$, with $\mathbf{r} = \{\mathbf{r}_{\parallel}, z\}$ is the local order parameter profile $\{\phi(z), 0 \leq z \leq L\}$. In terms of $\phi(z)$ the equation of state can be written in the following form

$$\begin{aligned} \text{arctanh}[\phi^*(z)] = & \frac{\beta}{2} [\Delta\mu - \Delta V(z)] \\ & + K \{ a_{d,\sigma}(\lambda) \phi^*(z) + a_{d,\sigma}^{nn}(\lambda) [\phi^*(z+1) + \phi^*(z-1)] \\ & + \lambda \sum_{z'=0}^L g_{d,\sigma}(|z-z'|) \theta(|z-z'| - 1) \phi^*(z') \}, \end{aligned} \quad (3.5)$$

where $\Delta\mu = \mu - \mu_c$, $K = \beta J_{\text{sr}}^l$, $a_{d,\sigma}(\lambda) = (2d-1) + \lambda(c_{d,\sigma} - d)$ and $a_{d,\sigma}^{nn}(\lambda) = 1.0 + \lambda(c_{d,\sigma}^{nn} - 0.5)$ with $c_{d,\sigma}^{nn} = g_{d,\sigma}(1) + g_{d,\sigma}^{nn}(\pm 1)$. The functions $c_{d,\sigma}$, $g_{d,\sigma}(|z-z'|)$ and $g_{d,\sigma}^{nn}(|z-z'|)$ are determined in Eqs. (C10), (C11) and (C12) of Ref. [15], respectively.

The excess grand canonical potential ω_{ex} per unit area,

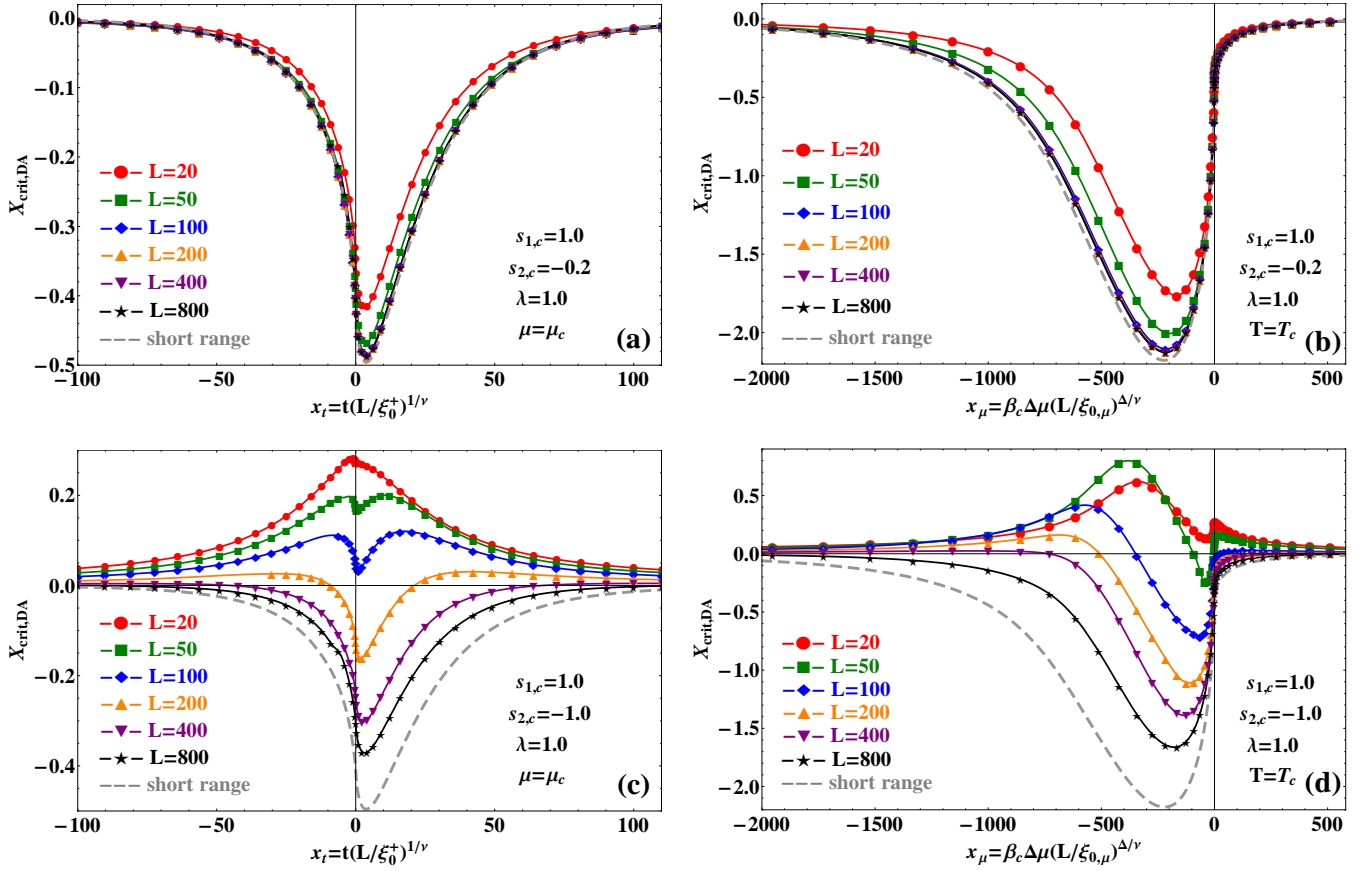


FIG. 4. Behavior of the scaling function $X_{\text{crit,DA}}$ within the DA in a $d = 3$ dimensional sphere-plate/sphere-sphere fluid system. On (a) and (c) the temperature dependence is shown at $\Delta\mu = 0.0$, (i.e., $x_\mu = 0.0$), while on (b) and (d) – the one on the chemical potential at $T = T_c$, (i.e., at $x_t = 0.0$). In all four sub-figures the parameters characterizing the interactions in the systems have values $s_{1,c} = 1.0$ and $\lambda = 1.0$, with $s_{2,c} = -0.2$ in (a) and (b), while in (c) and (d) one has $s_{2,c} = -1.0$ [95]. Due to the low absolute value of $s_{2,c}$ with comparison to $s_{1,c}$ in (a) and (b) the scaling functions are not well dispersed and as it can be seen for $L > 50$ they practically coincide with that for pure short-range system [compare with Figs. 3(a) and 3(b)]. When $s_{2,c} = -1.0$ the scaling functions do trace separate curves for different film thicknesses L . With increase of L they slowly approach the one for a purely short-ranged system. For $\Delta\mu = 0.0$ [see (c)] one notices that for $L \leq 100$ the scaling functions correspond to *repulsive* forces. For $L = 200$ the force changes sign twice. When L is further increased the force becomes entirely attractive for $L > 400$. At $T = T_c$ [see (d)] some of the scaling functions change sign twice in the “gas” phase of the fluid medium (those for $L < 100$), except the scaling function for $L = 20$, which corresponds to entirely repulsive force. Upon increasing the separation the change occurs only once, and is not observed for $L > 400$.

where $\mathcal{A} \omega_{\text{ex}} \equiv \lim_{\mathcal{A} \rightarrow \infty} [\Omega/\mathcal{A}] - L\omega_{\text{bulk}}$, has the form

$$\begin{aligned} \beta \omega_{\text{ex}} = & \sum_{z=0}^L \left\{ \frac{1}{2} \ln [1 - \phi^*(z)^2] - \frac{1}{2} \ln [1 - \phi_b^2] \right. \\ & + \frac{1}{4} \phi^*(z) \ln \left[\frac{1 + \phi^*(z)}{1 - \phi^*(z)} \right] - \frac{1}{4} \phi_b \ln \left[\frac{1 + \phi_b}{1 - \phi_b} \right] \\ & \left. + \frac{\beta}{2} \Delta V(z) \phi^*(z) - \frac{\beta \Delta \mu}{2} [\phi^*(z) - \phi_b] \right\} + \beta \omega_{\text{reg}}, \quad (3.6) \end{aligned}$$

where

$$\begin{aligned} \beta(\sigma - 1)\omega_{\text{reg}} = & \left[\frac{K}{K_c} (s_{1,c} + s_{2,c}) - \frac{1}{4} G(d, \sigma) K \lambda \right] \\ & \times L^{-\sigma+1} \xi_{\text{ret}}^{\sigma-d}. \quad (3.7) \end{aligned}$$

Here ϕ_b is the bulk value of the order parameter (see Eq. (4.2) in Ref. [18]), $K_c = \beta_c J_{\text{sr}}^I$ and $s_{i,c}$, $i = 1, 2$ are the values of the plates-fluid coupling parameters evaluated at the bulk critical point of the system $\{\beta = \beta_c = [\sum_{\mathbf{r}} J^I(\mathbf{r})]^{-1}, \mu = \mu_c =$

$-2\sum_{\mathbf{r}} J^I(\mathbf{r})\}$, where the sum is running over the whole lattice.

The *effective* surface potential $\beta \Delta V(z)/2$ in Eqs. (3.5) and (3.6) is given by

$$\frac{\beta}{2} \Delta V(z) = \frac{s_1}{(z+1)^\sigma} + \frac{s_2}{(L+1-z)^\sigma}, \quad (3.8)$$

where $1 \leq z \leq L-1$ and

$$s_i = \frac{1}{2} \beta G(d, \sigma) (\rho_{s_i} J^{s_{i,l}} - \rho_c J^I), \quad i = 1, 2 \quad (3.9)$$

are the (T - and μ -independent) dimensionless plates-fluid coupling parameters. In Eq. (3.8) contributions of the order of $z^{-\sigma-1}$, $z^{-\sigma-2}$, etc., have been neglected. Eq. (3.9) demonstrates that s_i , $i = 1, 2$ result from the difference between the relative strength of the substrate-fluid interactions for substrates with density ρ_{s_i} , $i = 1, 2$ and that of the fluid-fluid interactions for a fluid with density ρ_c . In Eq. (3.8) the restriction $z \geq 1$ holds because we consider the layers closest to the substrate to be completely occupied by the liquid

phase of the fluid, i.e., $\phi(0) = \phi(L) = 1$, thus ensuring the $(+, +)$ boundary conditions. Physically this can be accomplished by choosing a proper coating of the surfaces of the plates. Mathematically, this is achieved by taking the limits $J_{sr}^{s_i, l} \rightarrow \infty$, $i = 1, 2$. The coupling parameter λ probes the importance of the long-ranged parts of the interaction potential within the fluid medium

$$\lambda = J^l / J_{sr}^l. \quad (3.10)$$

In Eq. (3.9) $s_i > 0$, i.e., $\rho_{s_i} J_{s_i, l}^{s_i, l} > \rho_c J^l$ corresponds to plates "preferring" the liquid phase of the fluid, while $s_i < 0$, or $\rho_{s_i} J_{s_i, l}^{s_i, l} < \rho_c J^l$ mirrors the one with affinity to its gas phase. If the interactions between the constituents of the fluid are of Lennard-Jones type one has $\lambda = 2$, as commented in Refs. [15, 18]. The marginal case $s_i = 0$ together with $\lambda = 0$ describes a pure short-range system (for details refer to Eqs. (4.10) and the text therein in Ref. [18]).

Eqs. (3.1) – (3.10) provide the basis of the properties of the model that will be used to determine the sphere-plane and sphere-sphere interactions in the remainder.

Using Eqs. (3.6) and (2.4) for the net *total* force $f_{\text{tot}}^{\parallel}(L|T, \mu)$ (per unit area \mathcal{A} and $k_B T$) acting between parallel plates bounding the fluid medium the following expression can be written

$$f_{\text{tot}}^{\parallel}(L|T, \mu) = -\frac{\beta}{2} [\omega_{\text{ex}}(L+1|T, \mu) - \omega_{\text{ex}}(L-1|T, \mu)] - \frac{4Ks_{1,c}s_{2,c}}{G(d, \sigma)K_c^2\lambda} L^{-\sigma} \xi_{\text{ret}}^{\sigma-d}, \quad (3.11)$$

where the last term represents the direct interaction between the plates (for details see the Appendix in Ref. [18]). On the other hand, if one subtracts from the potential ω_{ex} its regular part ω_{reg} , i.e., if we consider the quantity

$$\Delta\omega \equiv \lim_{\mathcal{A} \rightarrow \infty} [(\Omega - \Omega_{\text{reg}})/\mathcal{A}] - L\omega_{\text{bulk}}, \quad (3.12)$$

then, in accord with Eqs. (1.1) – (1.3), the L dependence of $\Delta\omega$ via Eq. (2.4) provides the singular part of the total force, i.e., $f_{\text{Cas}}^{\parallel}(L|T, \mu)$. Explicitly, one has

$$f_{\text{Cas}}^{\parallel}(L|T, \mu) = -\frac{\beta}{2} [\Delta\omega(L+1|T, \mu) - \Delta\omega(L-1|T, \mu)]. \quad (3.13)$$

Thus, near T_c the NTF and the CCF are related via the expression

$$f_{\text{tot}}^{\parallel}(L|T, \mu) = f_{\text{Cas}}^{\parallel}(L|T, \mu) + (\sigma - 1)\beta H_A^{(\text{reg})} L^{-\sigma} \xi_{\text{ret}}^{\sigma-d}, \quad (3.14)$$

where the last term is the mathematical equivalent of Eq. (1.4) per unit area \mathcal{A} and $k_B T$ for a film geometry with $H_A^{(\text{reg})}$ being the nonsingular (regular) part of the Hamaker term given by

$$(\sigma - 1)\beta H_A^{(\text{reg})} = -\frac{4Ks_{1,c}s_{2,c}}{G(d, \sigma)K_c^2\lambda} + \left[\frac{K}{K_c} (s_{1,c} + s_{2,c}) - \frac{1}{4} G(d, \sigma) K \lambda \right]. \quad (3.15)$$

For the singular part of H_A within the presented model the

following expression was derived [see Eq. (A6) in Ref. [18]]

$$(\sigma - 1)\beta H_A^{(\text{sing})}(T, \mu) = \frac{K}{K_c} (s_{1,c} + s_{2,c}) \phi_b - \frac{1}{4} G(d, \sigma) K \lambda \phi_b^2, \quad (3.16)$$

where the T and μ dependance is carried by the bulk order parameter ϕ_b [see Eq. (4.2) in Ref. [18]].

In the next section, based on the results reported in Sections II B and III, we present numerical results for the behaviour of the above discussed forces in sphere-plate and sphere-sphere fluid systems for the cases $d = \sigma = 3$. In Subsec. IV C we also show that the values of the parameters used in the numerical evaluations can be experimentally achieved for specific properly used materials.

IV. RESULTS AND THEIR EXPERIMENTAL FEASIBILITY

In the current section, using the results for $d = \sigma = 4$ from the mean-field type numerical study discussed in Sections II B and III, we will present some approximate results for the behavior of the CCF, vdWF and NTF between two spherical particles as well as between a spherical particle and a plate in $d = 3$, using both the DA and SIA approximations. As it became clear from the above shown equations, the key knowledge which is required for the desired calculations to be performed, is the force [scaling function(s)] per unit area between two parallel semi-infinite spaces (plates), for many different separations L , and at various values of the temperature T and the chemical potential μ of the fluctuating fluid medium.

Within the mean-field theory the dependance of the corresponding forces from the temperature T and the chemical potential difference $\Delta\mu$ near the bulk critical point ($T = T_c, \Delta\mu = 0$) is given by the dimensionless temperature and field scaling variables $x_t = t (L/\xi_0^+)^2$ and $x_\mu = \beta_c \Delta\mu (L/\xi_{0,\mu})^3$. In our numerical treatment we take these variables to range in the intervals: $x_t \in [-24^2; 24^2] \equiv [-576; 576]$ and $x_\mu \in [-24^3; 24^3] \equiv [-13824; 13824]$. For the study of the scaling function of the CCF within the DA, the separation distance L between the set of parallel plates is varied from 20 to 100 with step 10 and from 100 to 1000 with step 100. In addition, within the SIA approximation, the gap length L was varied from 20 to 60 with a step of 2, from 60 to 100 with a step of 5, and from 100 to 200 with a step of 10. In order to demonstrate the general tendencies in the behaviour of the scaling functions, we consider one of the plates-fluid coupling parameters fixed (say $s_{1,c}$), having a value either 1.0 or -1.0 , while the other one, $s_{2,c}$, is varied from 1.0 to -1.0 with step -0.2 . The fluid-fluid coupling parameter λ is supposed to be either 1.0 or 2.0.

A. Calculation of the forces in sphere-plate and sphere-sphere systems within the DA and SIA in $d = 3$

From Eqs. (2.14) and (2.16) considering only genuine van der Waals interactions ($d = \sigma$) in $d = 3$ one has that within

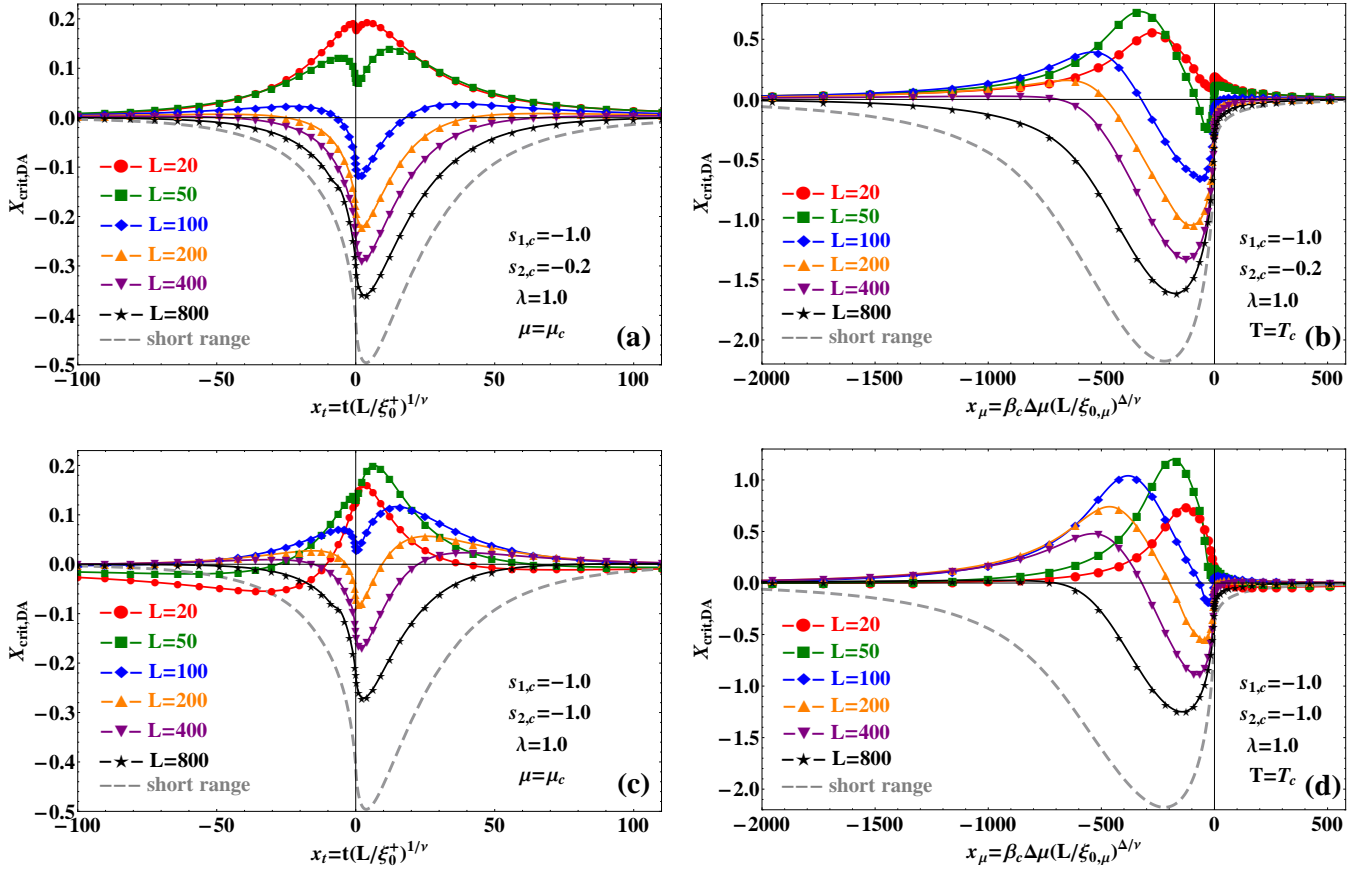


FIG. 5. Behavior of the scaling function $X_{\text{crit,DA}}$ within the DA in a $d = 3$ dimensional sphere-plate/sphere-sphere fluid system. On (a) and (c) the temperature dependence is shown at $\Delta\mu = 0.0$, (i.e., $x_\mu = 0.0$), while on (b) and (d) – the one of the chemical potential at $T = T_c$, (i.e., at $x_t = 0.0$). In all four sub-figures the parameters characterizing the interactions in the systems have values $s_{1,c} = -1.0$ and $\lambda = 1.0$, with $s_{2,c} = -0.2$ in (a) and (b), while in (c) and (d) one has $s_{2,c} = -1.0$ [95]. Although the temperature dependent scaling functions at $x_\mu = 0.0$ resembles these shown in Fig. 4(c), the changed sign of $s_{1,c}$ here “pushes down” the curves toward the one for $L = 400$. This results in fewer systems in which repulsion can occur. In contrast the behaviour of the field dependant scaling functions depicted on (b) is qualitatively and nearly quantitatively identical to these shown on Fig. 4(d). For $s_{2,c} = -1.0$ at $\Delta\mu = 0.0$ [see (c)] one observes that for $L = 20$ (—●—) the scaling function changes sign twice, having two minima and a maximum. When the separation L is increased the values of the minima decrease rapidly towards zero, while that of the maximum increases, being highest for $L = 50$ (—■—). When $L = 100$ (—◆—) the scaling function corresponds to repulsive force, now having two maxima and a single minimum. Reaching $L = 200$ (—▲—) the scaling function changes sign twice, and corresponds to attractive force for $L > 400$ (—▼—). At $T = T_c$ [see (d)] for $L = 20$ and 50 the scaling functions change sign once for $x_\mu > 0$. Then for $L \in [100, 400]$ one observes double sign change, with an increasing minimum occurring in the region $x_\mu < 0$. The scaling function evaluated for $L = 50$ exhibits a pronounced maximum which value is the highest in comparison to the other scaling functions calculated for various separations L . Upon increasing the separation sign change of the scaling function occurs only once, and is not observed for $L > 800$. Note that for $L = 800$ the scaling function still changes sign in the region $x_\mu < 0$.

the DA the forces are calculated via the following expression

$$F_{\text{vdW,DA}}^{a,b}(L) = \frac{2\pi H_A^{(\text{reg})}}{L} \times \begin{cases} \Xi \\ \Xi_{\text{eff}} \end{cases}, \quad (4.1)$$

where in the case of sphere-plate interaction ($a = R$, $b = |$) $\Xi \equiv R/L$ and $\Xi_{\text{eff}} \equiv (\Xi_1 \Xi_2)/(\Xi_1 + \Xi_2)$, with $\Xi_i \equiv R_i/L$, $i = 1, 2$ when the interaction is between spheres ($a = R_1$, $b = R_2$). Analogically for the CCF using Eqs. (2.14) and (2.17) one can write

$$\beta F_{\text{Cas,DA}}^{a,b}(L) = \frac{2\pi X_{\text{Cas,DA}}}{L} \times \begin{cases} \Xi \\ \Xi_{\text{eff}} \end{cases}, \quad (4.2)$$

where the scaling function $X_{\text{Cas,DA}}$ is calculated as follows

$$X_{\text{Cas,DA}} = \int_1^{\Lambda_1} \bar{z}^{-3} X_{\text{Cas}}^{\parallel}[\mathbf{a}_1(\bar{z})] d\bar{z} + \sum_{i=j+1}^{j_{\text{max}}-1} \int_{\Lambda_{i-1}}^{\Lambda_i} \bar{z}^{-3} X_{\text{Cas}}^{\parallel}[\mathbf{a}_i(\bar{z})] d\bar{z} + \int_{\Lambda_{j_{\text{max}}}}^{\infty} \bar{z}^{-3} X_{\text{Cas}}^{\parallel}[\mathbf{a}_{\text{max}}(\bar{z})] d\bar{z}, \quad (4.3)$$

where $\Lambda_j \equiv L_j/L$, $j = 1, j_{\text{max}}$; $\bar{z} \equiv z/L$ is dimensionless variable; $L_{\text{max}} \equiv L_{j_{\text{max}}}$ is the largest system for which numerical data are available and the arguments of the scaling function are given by $[\mathbf{a}_j(\bar{z})] \triangleq [x_t(L_{z,j}), x_\mu(L_{z,j}), \dots]$, with $L_{z,j} \equiv \bar{z}L_j$. In the calculations performed in the current article $L_{\text{max}} = 1000$. Here $X_{\text{Cas}}^{\parallel}$ are normalized according to Eq. (5.1) from

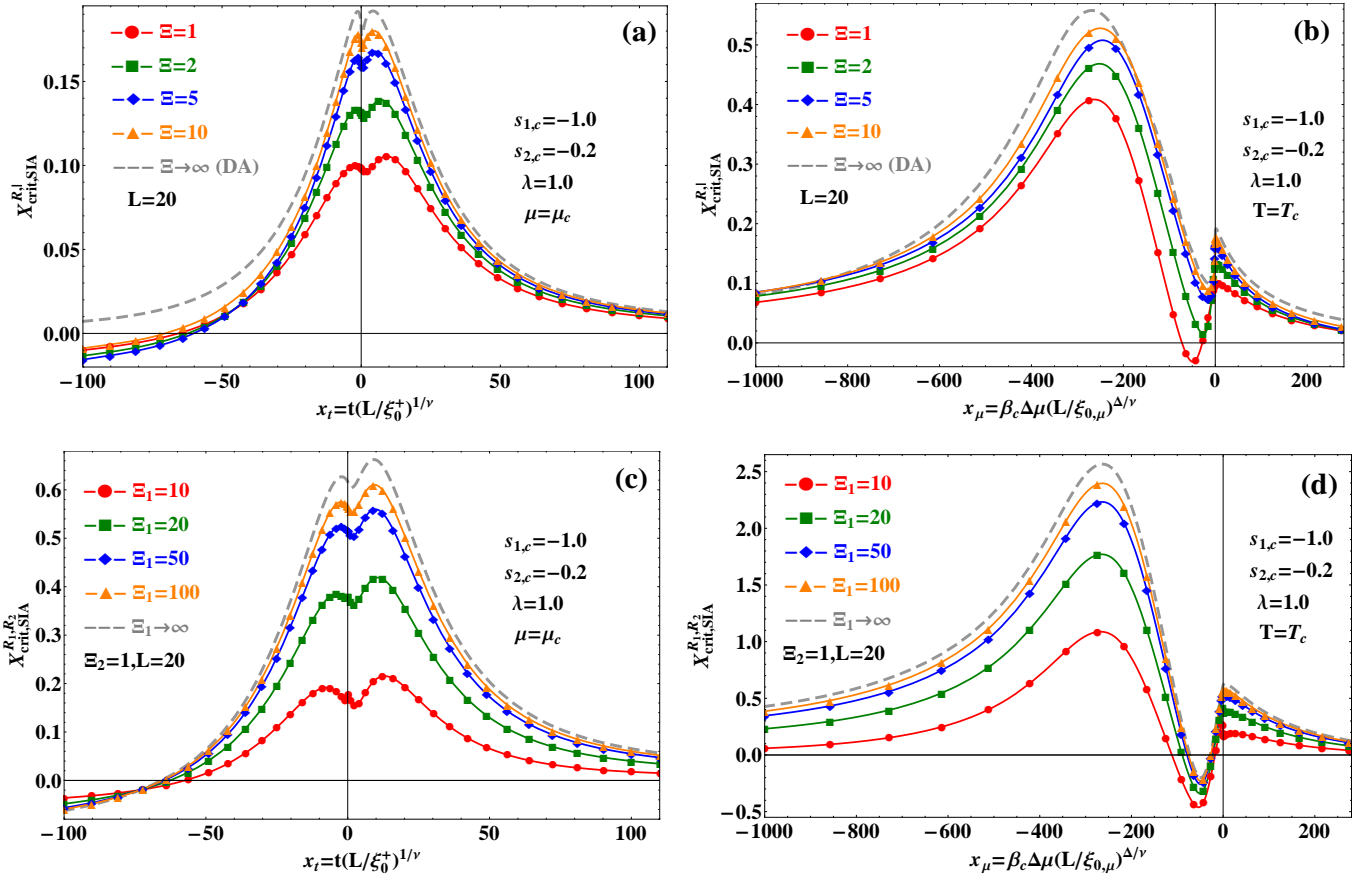


FIG. 6. Behavior of the scaling functions $X_{\text{crit,SIA}}^{R_1}$ and $X_{\text{crit,SIA}}^{R_1,R_2}$ within the SIA approximation in a $d = 3$ dimensional sphere-plate and sphere-sphere fluid systems, respectively. The separation distance for every shown system is $L = 20$. On (a) and (c) the temperature dependence is shown at $\Delta\mu = 0.0$, (i.e., $x_\mu = 0.0$), while on (b) and (d) – the one on the chemical potential at $T = T_c$, (i.e., at $x_t = 0.0$). In all four sub-figures the parameters characterizing the interactions in the systems have values $s_{1,c} = -1.0$, $s_{2,c} = -0.2$ and $\lambda = 1.0$. The plotted curves on sub-figures (a) and (b) are obtained with the use of Eq. (4.6), while these depicted in (c) and (d) using Eq. (4.9). As expected, when the ratio $\Xi \equiv R/L$ increases the overall behaviour of the scaling functions tends to that predicted by the DA [see sub-figures (a) and (b)]. One notice that while the curve evaluated within the DA (--- $\Xi \rightarrow \infty$) corresponds to repulsive force in the entire interval of values of x_t and x_μ , when the ratio Ξ is finite the scaling functions change sign once for $x_t < -50$ [see (a)] and $x_\mu > 500$, with a shallow attractive minimum, which gradually tends to zero with increase of Ξ . In contrast, as a function of the field scaling variable the curve corresponding to $\Xi = 1$ (•) exhibits double sign change in the "gas phase" of the fluid medium. Such is no longer observed for $\Xi \geq 2$. Also with increase of Ξ the value of x_μ at which the minimum occurs goes to zero, while that of the global maximum changes slightly [see (b)]. Sub-figures (c) and (d) depicts explicitly the validity of the limit $\lim_{\Xi_1 \rightarrow \infty} X_{\text{crit,SIA}}^{R_1,R_2} = 2\pi\Xi_2 X_{\text{crit,SIA}}^{R_1}$, both as a function of x_t and x_μ .

Ref. [18] so that they contribute correctly to the CCF and NTF in $d < 4$. As stated at the beginning of the article, the boundary conditions of interest are those of strong adsorption, i.e. (+, +) boundary conditions.

Within the SIA the corresponding genuine vdWF in a sphere-plate and sphere-sphere systems is estimated with the

use of Eqs. (2.21) with $\sigma = 3$

$$F_{\text{vdW,SIA}}^{R_1}(L) = \frac{8\pi H_A^{(\text{reg})} \Xi^3}{L(1 + 2\Xi)^2}, \quad (4.4)$$

and Eq. (2.25), respectively.

For the CCF in the sphere-plate case, using Eq. (2.22), one has

$$\beta F_{\text{Cas,SIA}}^{R_1}(L) = \frac{2\pi}{L} \Xi X_{\text{Cas,SIA}}^{R_1}, \quad (4.5)$$

where the scaling function $X_{\text{Cas,SIA}}^{R_1}$ for the sphere-plate CCF is calculated as follows

$$X_{\text{Cas,SIA}}^{R_1} = \int_1^{\Lambda_1} I^{R_1}(\bar{z}|\Lambda_1) X_{\text{Cas}}^{\parallel}[\mathbf{a}_1(\bar{z})] d\bar{z} + \sum_{i=j+1}^{j_{\text{max}}-1} \int_{\Lambda_{i-1}}^{\Lambda_i} I^{R_1}(\bar{z}|\Lambda_i) X_{\text{Cas}}^{\parallel}[\mathbf{a}_i(\bar{z})] d\bar{z} + \int_{\Lambda_{\text{max}}}^{1+\Xi} I^{R_1}(\bar{z}|\Lambda_{\text{max}}) X_{\text{Cas}}^{\parallel}[\mathbf{a}_{\text{max}}(\bar{z})] d\bar{z}, \quad (4.6)$$

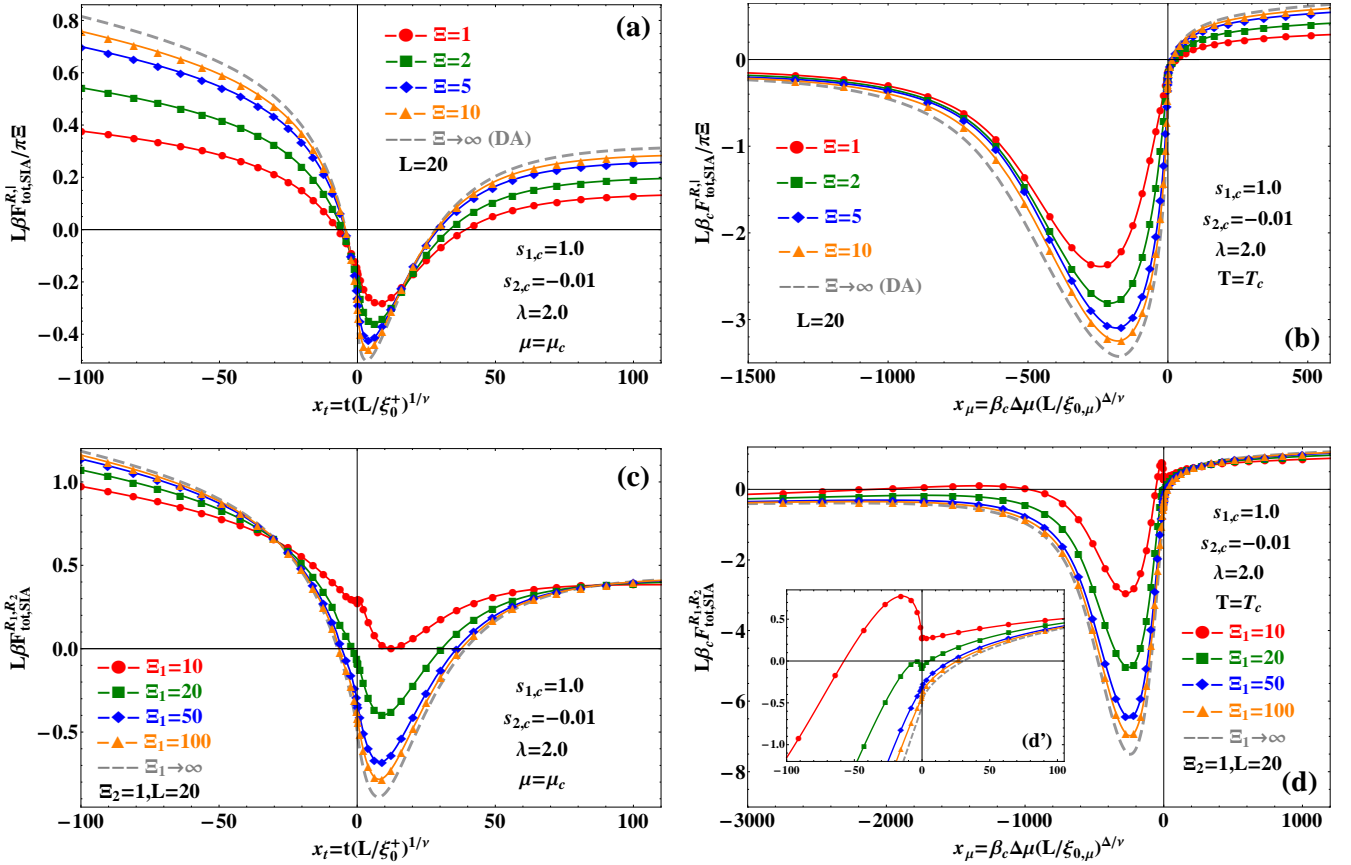


FIG. 7. Interplay between the critical fluctuations of the fluid medium and the van der Waals interactions in it, resulting in the NTF $L\beta F_{\text{tot,SIA}}^{R_1}/\pi\Xi$ and $L\beta F_{\text{tot,SIA}}^{R_1,R_2}$ within the SIA in a $d = 3$ dimensional sphere-plate and sphere-sphere fluid systems, respectively. The separation distance for every shown system is $L = 20$. On (a) and (c) the temperature dependence is shown at $\Delta\mu = 0.0$, (i.e., $x_\mu = 0.0$), while on (b) and (d) – the field one at $T = T_c$, (i.e., at $x_t = 0.0$). In all four sub-figures the parameters characterizing the interactions in the systems have values $s_{1,c} = 1.0$, $s_{2,c} = -0.01$ and $\lambda = 2.0$. The plotted curves on sub-figures (a) and (b) are obtained with the use of Eqs. (3.15), (3.16), (4.4), (4.5) – (4.7), while these depicted in (c) and (d) using Eqs. (3.15), (3.16), (2.25), (4.8) – (4.10). Specifically as expected when the ratio $\Xi \equiv R/L$ increases the overall behaviour of the scaling functions tends to that predicted by the DA (--- $\Xi \rightarrow \infty$) [see sub-figures (a) and (b)]. On both sub-figures the curves show similar qualitative behaviour, as the force exhibits a double sign change [once in the "gas" phase ($x_t > 0$) and once in the "liquid" one ($x_t < 0$)] as a function of the temperature and a single one [only in the "liquid" phase ($x_\mu > 0$)] as a function of the chemical potential. Sub-figures (c) and (d) depicts explicitly the validity of the limit $\lim_{\Xi_1 \rightarrow \infty} (F_{\text{tot,SIA}}^{R_1,R_2}) = F_{\text{tot,SIA}}^{R_1}$, both as a function of x_t and x_μ . On (c) the model predicts a repulsive force (—●—), which becomes zero only at its minimum (achieved for $x_t > 0$), when the interaction is between two spherical particles characterized by $\Xi_1 = 10$ and $\Xi_2 = 1$. Here one also notices that the behaviour of the force becomes slightly non-monotonic at the vicinity of the bulk critical point, which is due to the occurrence of a shallow minimum at $x_t < 0$ of $X_{\text{crit,SIA}}^{R_1,R_2}$. One can speculate that for $10 < \Xi_1 < 20$ a double sign change of the force will be observed in the "gas" phase of the fluid. As a function of the chemical potential [see sub-figures (d) and (d')] a triple sign change (—●—) of the NTFs appears for $x_\mu < 0$ when $\Xi_1 = 10$ and $\Xi_2 = 1$. Then, upon increasing the radius of the second sphere to and above $\Xi_1 = 20$ (—■—) the force changes sign once for $x_\mu > 0$. This change is observed very near the critical point [see sub-figure (d')].

where

$$I^{R_1}(\bar{z}|\Lambda_j) = \frac{1}{\bar{z}^3} \left[1 - \frac{\bar{z}-1}{\Xi} \right] \theta(\Xi - \Lambda_j), \quad (4.7)$$

with θ being the Heaviside step function with the convention $\theta(0) = 0$.

In the case of sphere-sphere geometry the expressions for calculating CCF between them within the SIA, using Eq. (2.28), is

$$\beta F_{\text{Cas,SIA}}^{R_1,R_2}(L) = \frac{X_{\text{Cas,SIA}}^{R_1,R_2}}{L}, \quad (4.8)$$

where

$$\begin{aligned}
X_{\text{Cas,SIA}}^{R_1,R_2} = & \int_1^{\Lambda_1} I_1^{R_1,R_2}(\bar{z}_2|\Lambda_1) X_{\text{Cas}}^{\parallel}[\mathbf{a}_1(\bar{z}_2)] d\bar{z}_2 + \sum_{i=j+1}^{j_{\max}-1} \int_{\Lambda_{i-1}}^{\Lambda_i} I_1^{R_1,R_2}(\bar{z}_2|\Lambda_i) X_{\text{Cas}}^{\parallel}[\mathbf{a}_i(\bar{z}_2)] d\bar{z}_2 \\
& + \int_{\Lambda_{\max}}^{1+\Xi_2} I_1^{R_1,R_2}(\bar{z}_2|\Lambda_{\max}) X_{\text{Cas}}^{\parallel}[\mathbf{a}_{\max}(\bar{z}_2)] d\bar{z}_2 + \int_1^{1+\Xi_2} \left\{ \int_1^{\Lambda_j/\bar{z}_2} I_2^{R_1,R_2}(\tilde{z}, \bar{z}_2|\Lambda_j) X_{\text{Cas}}^{\parallel}[\mathbf{a}_j(\tilde{z})] d\tilde{z} \right. \\
& \left. + \sum_{i=j+1}^{j_{\max}-1} \int_{\Lambda_{i-1}/\bar{z}_2}^{\Lambda_i/\bar{z}_2} I_2^{R_1,R_2}(\tilde{z}, \bar{z}_2|\Lambda_i) X_{\text{Cas}}^{\parallel}[\mathbf{a}_i(\tilde{z})] d\tilde{z} + \int_{\Lambda_{\max}/\bar{z}_2}^{1+(\Xi_1/\bar{z}_2)} I_2^{R_1,R_2}(\tilde{z}, \bar{z}_2|\Lambda_{\max}) X_{\text{Cas}}^{\parallel}[\mathbf{a}_{\max}(\tilde{z})] d\tilde{z} \right\} d\bar{z}_2, \quad (4.9)
\end{aligned}$$

with $\tilde{z} \equiv \bar{z}_1/\bar{z}_2$,

$$I_1^{R_1,R_2}(\bar{z}_2|\Lambda_j) = -\Xi_1 \frac{\zeta(\bar{z}_2)}{\bar{z}_2^3} \theta(\Xi_2 - \Lambda_j), \quad (4.10a)$$

$$I_2^{R_1,R_2}(\tilde{z}, \bar{z}_2|\Lambda_j) = \frac{\zeta(\bar{z}_2)}{\bar{z}_2^2 \tilde{z}^3} \theta(\Xi_1 - \Lambda_j), \quad (4.10b)$$

$$\zeta(\bar{z}_2) = \frac{\pi [\bar{z}_2^2 + 2\Xi_1 \bar{z}_2 - 2(1 + \Xi_2)(\Xi_1 + \Xi_2) - 1]}{(1 + \Xi_1 + \Xi_2)^2}, \quad (4.10c)$$

and the arguments of the scaling function are defined via $[\mathbf{a}_j(\bar{z}_k)] \triangleq [x_t(L_{zk;j}), x_\mu(L_{zk;j}), \dots]$, $k = 1, 2$; $j = 1, j_{\max}$.

After presenting the mathematical means to calculate the CCF and vdWF, we now pass to the detailed discussion of the results and argumentation of the experimental feasibility of the parameters used in the model calculations utilizing DA and SIA.

B. Discussion of the results

We start with the simplest case of systems (any of the depicted in Fig. 1) governed by purely short-range interactions, i.e. $s_{i,c} = \lambda = 0$, $i = 1, 2$. If $X_{\text{Cas}}^{\text{sr}}$ is the scaling function of the Casimir force in this case it is clear the CCF is simply $\propto X_{\text{Cas}}^{\text{sr}}$. It results only from the correlated fluctuations and the size dependence of the spatial order parameter $\phi(\mathbf{r})$. Following Eqs. (2.7), (3.15) and (3.16) we see that $X_{\text{Cas}}^{\text{sr}}$ coincides with $X_{\text{crit}}^{\text{sr}}$. Irrespective of the geometry of the interacting objects $X_{\text{Cas}}^{\text{sr}}$ is *negative*, which corresponds to *attractive* force, at any separation L and for any value of the scaling variables x_t and x_μ under $(+, +)$ boundary conditions. For sphere-plate and sphere-sphere systems the study of X_{crit} within the DA for different separations between the interacting objects showed that when $L > 50$ the curves fall on that obtained via Eq. (4.3), see Figs. 3 (a) and (b) and Fig. 4 (a) and (b), using: *i*) the exact analytical results based on Eqs. (4.10) reported in Ref. [18] when $\mu = \mu_c$; *ii*) the data for the plate-plate interaction calculated within the presented mean-field theory for $T = T_c$. Note that the scaling function of the CCF (and X_{crit} respectively), see Eq. (4.2), as well as the vdWF, see Eq. (4.1), is *one and the same* for sphere-plate and sphere-sphere systems, irrespective of the interaction type which takes place between the constituents of a considered system, when the behaviour is studied within the DA [see Eqs. (4.1) – (4.3)]. As it is clear from Eqs. (4.1) – (4.3), the corresponding forces differ *only* by a multiplication factor which depends on some basic geometrical characteristics of the interacting objects.

Staying within the DA, we study the behaviour of $X_{\text{crit,DA}}$ for a system with long-range interactions characterized by $s_{1,c} = 1.0$, $s_{2,c} = 0.0$ and $\lambda = 1.0$. We see that practically all curves except that for $L = 20$ coincide with $X_{\text{crit,DA}}^{\text{sr}}$ as depicted in Fig. 3(a) and (b). Upon increasing $s_{2,c}$ the curves disperse and all appear below $X_{\text{crit,DA}}^{\text{sr}}$. For $s_{2,c} = 1.0$ all scaling functions are clearly distinguishable from one another [see Fig. 3(c) and (d)]. This is easy to understand, given that the nonnegative values of the coupling parameters s and λ are associated with an additional enhancement of the ordering in the system, both near the surfaces of the interacting bodies and in the bulk of the system. Considering Eq. (2.12) in Ref. [18] we see that at small distances the nonuniversal behaviour dominates and adds to the universal one (described by $X_{\text{crit}}^{\text{sr}}$) with a positive sign, resulting in net scaling functions with minima deeper than that of a short-range system. As expected, when the distance is increased the influence of the long-range interactions decreases in the bulk of the system, and as a result all scaling functions tend to the *universal one*.

In this line of thinking for systems characterized by $s_{1,c} > 0$ and $-s_{1,c} \ll s_{2,c} \leq 0$ we expect $X_{\text{crit,DA}}$ to remain again negative for any separation L and at any value of the scaling variables, irrespective of the value of λ (which is always non-negative). Indeed, this turns out to be true and is depicted in Fig. 4(a) and (b). However when $s_{2,c} \approx -s_{1,c}$ and the separation between the walls is relatively small a significant part of the system is disordered which results in nonnegative or sign-changing scaling function [see Fig. 4(c) and (d)]. As the distance L is increased the influence of the effective surface potential $\Delta V(z)$ [see Eq. (3.8)] quickly decreases and only the additional ordering effect of the fluid-fluid interactions influences the behavior of the order parameter and hence of $X_{\text{crit,DA}}$.

When both wall-fluid coupling parameters are negative, $X_{\text{crit,DA}}$ is negative for any x_t and x_μ only for very large separations L where the effect of the long-ranged interactions on the behavior of the system is negligible. Naturally, since the short-ranged surface potentials do support $(+, +)$ boundary conditions, the role of the negative substrate potentials, which oppose the order near the boundary, will be stronger than that of the positive substrate potentials which try to reinforce the phase preferred near the boundary. For example, we observe that the behavior of $X_{\text{crit,DA}}$ in a system with $s_{1,c} = 1.0$, $s_{2,c} = -1.0$, $\lambda = 1.0$ and in such with $s_{1,c} = -1.0$, $s_{2,c} = -0.2$, $\lambda = 1.0$ is almost identical for any L as a function of x_μ [compare Fig. 4(d) and Fig. 5(b)]. Thus, for a fixed λ the behavior of the scaling function is mainly determined by the interplay between the short-ranged surface fields and the strong negative wall-fluid coupling $s_{2,c}$. If $s_{1,c} = s_{2,c} = -1.0$ and $\lambda < 2.0$ the scaling function $X_{\text{crit,DA}}$

exhibits an unexpected behavior as a function of L : for moderate values of L in the range 20 to 100, the maximum of the *repulsive* part of the force increases with increasing L both as a function of x_t and x_μ [see Fig. 5(c) and (d)]; for larger values of L the maximum decreases, as expected, and the overall behavior of the scaling function approaches that one of the system with completely short-ranged interactions.

So far the discussion was focused on the behavior of X_{crit} within the DA, i.e. for separations L much smaller than the characteristic geometrical extend of the interacting objects [in the context of the current article, the sphere(s) radius(ii)]. The quantitative and qualitative comparison in the behavior of the scaling functions within the DA and SIA is presented on Fig. 6. Let us emphasize again that in contrast to the DA, the use of SIA *does not* put any restrictions on the sizes and separation lengths that can be considered. In order to illustrate only the main idea, here we restrain ourselves to the choice of parameters $s_{1,c} = -1.0$, $s_{2,c} = -0.2$ and $\lambda = 1.0$ in a system with $L = 20$ fluid layers. The first distinction one notices is that in comparison to the DA, within the SIA the mathematical expressions for calculating the CCF and vdWF are different for the sphere-plate and sphere-sphere systems, respectively - see the corresponding equations in Subsecs. II C and IV A: when studying X_{crit} , for the interaction between a planar substrate and a spherical particle Eq. (4.6) is used, while between a pair of spherical particles one uses Eq. (4.9). The results presented on Fig. 6(a) and (b) demonstrate that with the increase of the sphere's radius to length separation ratio Ξ the overall behaviour of the scaling functions tends to that predicted by the DA. One also notices that while the curve evaluated within the DA corresponds to repulsive force in the entire interval of values of x_t and x_μ , when the ratio Ξ is finite $X_{\text{crit,SIA}}$ change sign once for $x_t < -50$ [Fig. 6(a)] and $x_\mu > 500$, with a shallow attractive minimum, which gradually tends to zero with increase of Ξ . More specifically, studying the temperature dependance of the scaling function we notice that while those evaluated within the DA exhibits a single minimum and two maxima of equal height, the maxima of the scaling function evaluated for a system with $\Xi = 1$ differ with about 10 %. Another comparison shows that the difference between the global maximum of $X_{\text{crit,SIA}}$ evaluated for $\Xi = 1$ and any of the two of $X_{\text{crit,DA}}$ is nearly 2 times. As a function of the field scaling variable [Fig. 6(b)] the curve corresponding to $\Xi = 1$ exhibits double *sign change* in the "gas phase" of the fluid medium. For Ξ just under 2 the minimum of the scaling function is zero. For $x_\mu < 0$ all curves obtained for $\Xi \geq 2$ describe repulsive force. Also with increase of Ξ the value of x_μ at which the minimum occurs goes to zero, while that of the global maximum changes slightly. For the field dependance of X_{crit} one finds that the difference between the global maxima of $X_{\text{crit,SIA}} (\Xi = 1)$ and $X_{\text{crit,DA}}$ is 73 %.

For the study of the CCF between two spherical particles within the SIA we choose to vary the ratio Ξ_1 and fix that of Ξ_2 to 1 - see Fig. 6(c) and (d). The depicted on those two subfigures justifies the mathematically predicted limit $\lim_{\Xi_1 \rightarrow \infty} X_{\text{crit,SIA}}^{R_1,R_2} = 2\pi\Xi_2 X_{\text{crit,SIA}}^{R,|}$, both as a function of x_t and x_μ . On Fig. 6(c) one sees that for moderate values of Ξ_1 , the scaling function exhibits 3 maxima (one in each phase and at the critical point) and a couple of minima. With the increase of Ξ_1 the maximum at $x_t = 0$ and the minimum which appears in the "liquid" phase both disappear, as the scaling function of

a sphere-sphere system with $(\Xi_1; \Xi_2) = (100; 1)$ approaches that for the sphere-plate system with $\Xi_2 = 1$. On a quantitative level, as a function of x_t , the difference between the values at the global maxima of $X_{\text{crit,SIA}}^{R_1,R_2} (\Xi_1 = 10)$ and $X_{\text{crit,SIA}}^{R_1,R_2} (\Xi_1 \rightarrow \infty)$ is about 3 times. The scaling functions evaluated for various values of Ξ_1 and x_μ differ only quantitatively. In analogy with the comparison made for $X_{\text{crit,SIA}}^{R_1,R_2} (x_t, x_\mu = 0)$, here we have that the difference between the values at the global maxima as well as minima of $X_{\text{crit,SIA}}^{R_1,R_2} (\Xi_1 = 10)$ and $X_{\text{crit,SIA}}^{R_1,R_2} (\Xi_1 \rightarrow \infty)$ is about 2.4 times.

We will close the discussion with some comments on the behavior of the NTF, which results from the interplay between the CCF and vdWF in a sphere-plate and sphere-sphere systems studied within the SIA. The obtained results are depicted on Fig. 7. In scope of arguing the experimental feasibility of the presented theory, which will be done in the following section, here the comment will be put on a particular system with $L = 20$ characterized by the following coupling parameters: $s_{1,c} = 1.0$, $s_{2,c} = -0.01$ and $\lambda = 2.0$. The behavior of the Hamaker term (associated with the vdWF) both as a function of x_t and x_μ is rather trivial, when one considers a lattice-gas model. An example of it for a system with $s_{1,c}s_{2,c} = 0$ is depicted on Fig. 5 in Ref. [18]. Unlike the case presented there, when $s_{1,c}s_{2,c} \neq 0$, as considered here, the direct substrate-substrate interaction [the first term in Eq. (3.15)] influence the behaviour of the total CF. For $s_{1,c}s_{2,c} < 0$ at $\Delta\mu = 0$ the Hamaker term is non-zero and corresponds to repulsion for any value of x_t . On the other hand, as a function of the field scaling variable, at $T = T_c$ and for $s_{1,c}s_{2,c} < 0$, the Hamaker term changes sign once in the "gas" phase of the fluid, being attractive for $x_\mu < 900$ and repulsive otherwise, with an infinite slope at $x_\mu = 0$. With regard to the behaviour of $X_{\text{crit,SIA}}^{R,|}$ both as a function of x_t and x_μ for the system specified above, one observes a single sign change with a low repulsive maximum, appearing in the "liquid" phase of the fluid, which gradually tends to zero with increase of Ξ . After superimposing both quantities, namely $2\beta H_A$ and $X_{\text{crit,SIA}}^{R,|}$, using Eqs. (3.15), (3.16), (4.4), (4.5) – (4.7), one ends up with the temperature [see Fig. 7(a)] and field [see Fig. 7(b)] dependencies of the total force between a spherical particle of arbitrary radius and a planar substrate within the SIA.

C. Experimental feasibility of the predicted effects

In the previous section it has been argued that if the coupling parameters are tuned in a certain way, one can realise not only repulsive or sign changing CCF, but even the net total force can exhibit such a behaviour. Particular values of the model parameters at which these phenomena are observed were $s_{1,c} = 1.0$, $s_{2,c} = -0.01$ and $\lambda = 2.0$. In the current section we will show that there are materials leading to such values of these parameters, thus demonstrating the feasibility of the theoretical predictions presented. Let us consider a sphere-plate and sphere-sphere systems immersed in xenon (Xe), which exhibits critical fluctuations near its bulk critical point. This is obviously a nonpolar simple fluid. Its physical characteristics are presented in Table I in Ref. [18]. We will make the assumption that all interactions between the constituents of a given system are of Lennard-

Jones type, i.e., $J^{l,s} = 2J_{sr}^{l,s}$ and $\lambda \equiv J^l/J_{sr}^l = 2$ (see Eq. (7.1) in Ref. [18] and the text therein). For the calculation of the substrate-fluid coupling constant s_c within the mean-field treatment of the problem we use the following expression: $s_c \equiv 0.5 G(4,4) [\rho_{nd} \beta_c J^{l,s} - \rho_c \beta_c J^l]$, where $J^{l,s}$ (see column 3 in Table 1) and J^l (see column 7 of Table I in Ref. [18]) are the long-range inter-particle interaction energies and ρ_{nd} (see column 7 in Table 1) is the number density of the bulk substrate relative to the critical one of the fluid medium ρ_c . The quantitative assessment of the interatomic interactions between the xenon and some concrete substances listed in column 1 of Table 1, manifests itself with values of s_c (see column 8 of Table 1) very near to the above mentioned model ones. With regard to the experimentally realizable spherical particles studied here, the following composites are considered: ruthenium [100] (Ru) or platinum [101] (Pt) core, encapsulated by thin (about 4 unit cells or ~ 1 nm) ZrO_2 or CeO_2 film [102]; lithium (Li) core, encapsulated in a carbon shell [103]; carbon [104] (C) or silica [105] (SiO_2) aerogels. The contact surface of any of the interacting geometries (spherical or planar) is assumed coated by monolayer of lead [106] (Pb) or thallium nitride [107] (TlN) to ensure the (+,+) boundary conditions. In addition, from the data reported in Ref. [108] we have that $\beta_c J_{sr}^{\text{Xe,Pb}} = 0.956$ and $\beta_c J_{sr}^{\text{Xe,TlN}} = 0.968$.

TABLE 1. Physical characteristics and interaction parameters of the considered core materials: ruthenium (Ru), platinum (Pt), lithium (Li), carbon (C) and silica (SiO_2) aerogels with the fluid medium (Xe). The columns show: the distances r_0^s and $r_0^{l,s}$ in Å (columns 2 and 4) at which the inter-particle potential within the substrate and between it and the fluid is zero, the corresponding potential well depths J_{sr}^s and $J_{sr}^{l,s}$ in units $k_B T_c$ (columns 3 and 5), the density ρ of the substrates in g/cm^3 (column 6), the number density ρ_{nd} (column 7) and the substrate-fluid coupling parameter evaluated at the critical temperature $-s_c$ (column 8). The values of r_0^s and J_{sr}^s are taken from Ref. [108], while those of $r_0^{l,s}$ and $J_{sr}^{l,s}$ are calculated via Kong's mixing rules (see Eqs. (7.2) in Ref. [18]). The densities of the aerogel substrates [109] are taken in such a way as to render the desired value of s_c , namely -0.01 .

1	2	3	4	5	6	7	8
core	r_0^s	$\beta_c J_{sr}^s$	$r_0^{l,s}$	$\beta_c J_{sr}^{l,s}$	ρ	ρ_{nd}	s_c
Ru	2.963	0.097	3.964	0.171	12.370	7.219	1.03
Pt	2.754	0.139	3.868	0.190	21.450	6.485	1.03
Li	2.451	0.043	3.916	0.069	0.535	4.546	-0.01
C	3.851	0.182	4.245	0.341	0.232	1.139	-0.01
SiO_2	1.233	0.698	3.425	0.079	0.250	0.525	-0.01

Although the mean-field theory gives poor quantitative estimation of the behavior of the studied forces, it is tempting to evaluate them, nevertheless. As it has been done in the calculations leading to the results reported in Fig. 7, we fix the separation the interacting objects to $L = 20a_0 \simeq 12$ nm, where a_0 is the suitable distance between the xenon atoms at the bulk critical point (see column 5 of Table I in Ref. [18]). Then, studying the temperature dependance of the NTF occurring in a sphere-plate system, see Fig. 7(a) with $R = 12$ nm at $\mu = \mu_c$, one shall observe a double sign change at $T_1 \simeq 0.9965T_c$ and $T_2 = 1.0195T_c$, with an attractive global minimum at $T_{\min} = 1.0039T_c$, which magnitude is

$F_{\text{tot,min}}^{R,|} \simeq -0.31$ pN. If now the interaction takes place between a plate and a sphere with radius 120 nm, the force sign change will be at $T_1 \simeq 0.9978T_c$ and $T_2 = 1.01435T_c$, the minimum will remain attractive, observed at $T_{\min} = 1.0018T_c$, and with magnitude of $F_{\text{tot,min}}^{R,|} \simeq -4.97$ pN.

As a function of the chemical potential difference at $T = T_c$, see Fig. 7(b), the force changes sign only once irrespectively on the sphere's radius, with the occurrence of a single attractive minimum. Thus, when $R = 12$ nm the force is repulsive for $\beta_c \Delta\mu \geq 1.11 \times 10^{-4}$ and attractive otherwise. The minimum is reached at $(\beta_c \Delta\mu)_{\min} \simeq -8.868 \times 10^{-4}$, with a magnitude of $F_{\text{tot,min}}^{R,|} \simeq -2.58$ pN. The increase of the sphere's radius 10 times results in insignificant change in the value of $\beta_c \Delta\mu$ at which the sign change occurs, but the magnitude of the force at its minimum increases substantially to $F_{\text{tot,min}}^{R,|} \simeq -35.12$ pN, observed at $(\beta_c \Delta\mu)_{\min} \simeq -6.534 \times 10^{-4}$. For even larger spherical particles $\Xi \gg 10$ the value of the force at its minimum is a linear function of the ratio Ξ [see Eq. (4.2)] and for the particular case considered here can be estimated with the use of the expressions: $F_{\text{tot,min}}^{R,|}(x_{\tau,\min} = 3.24) \simeq -0.54 \times \Xi$ pN and $F_{\text{tot,min}}^{R,|}(x_{\mu,\min} = -175.616) \simeq -3.705 \times \Xi$ pN.

Now we focus our attention on the interaction between spherical particles in critical xenon. Let the radius of one of the particles we consider fixed is, say $R_2 = 12$ nm, and vary the other one R_1 . Starting with the temperature dependance Fig. 7(c), we see that when $R_1 = 120$ nm the NTF is repulsive at any temperature, only becoming zero at $T = 1.006T_c$. With the increase of R_1 a double sign change and a single attractive minimum are observed. For $R_1 = 1.2$ μm the magnitude of the force's minimum is $F_{\text{tot,min}}^{R_1,R_2} \simeq -0.271$ pN. At $T = T_c$ and $R_1 = 120$ nm one observes not so trivial behaviour of the NTF as a function of the field scaling variable [see the last paragraph of Subsec. IV B as well as Fig. 7(d) and (d')]. For such a system, the global minimum has a value of $F_{\text{tot,min}}^{R_1,R_2} \simeq -1.01$ pN and a maximum of $F_{\text{tot,max}}^{R_1,R_2} \simeq 0.26$ pN. Upon increasing the value of R_1 to 1.2 μm , the force changes sign only once, having a single attractive minimum with magnitude of $F_{\text{tot,min}}^{R_1,R_2} \simeq -2.40$ pN.

For the sake of completeness, we give the critical temperature of xenon $T_c = 289.765$ K and the value of the critical chemical potential per $k_B T_c$: $\beta_c \mu_c = -16.213$, calculated using Eqs. (2.2b), (5.37b) and (8.8) from Ref. [110].

V. DISCUSSION AND CONCLUDING REMARKS

In the current article we have studied the interactions between objects governed by dispersion forces immersed in a nonpolar critical medium also governed by such forces. We envisage the case in which the critical medium is a nonpolar one-component fluid or a binary liquid mixture, i.e., its critical bulk behavior belongs to the Ising surface universality class. Because of the modifications of the order parameter of the fluid, as well as of its fluctuation spectrum, in addition to the dispersion force one also has an additional effective force known as the CCF, acting between these objects. Since the dispersion forces influence the critical medium, they change the order parameter profile and the fluctuations of the sys-

tem. Thus, studying the CCF in such systems one, unavoidably, studies the interplay between these two long-ranged and fluctuation induced forces. In addition to the contribution of any of these forces to the overall interaction between the immersed objects we also studied the NTF between them. In order to achieve this we have used general scaling arguments and mean-field type calculations utilizing the Derjaguin and the surface integration approaches – see Subsec. II C. Any of these two approaches uses data for the forces between two parallel slabs separated at a distance L from each other, made of the same materials as the objects and confining the same fluctuating fluid medium characterized by its temperature T and chemical potential μ . The corresponding model, which we have used to produce the data needed for the current study, is presented in Sec. III.

In the article we concentrated on a system that involves either a sphere and a thick planar slab, or two spheres with, in general, different radii – see Fig. 1. The surface of any of the objects immersed in the fluid is supposed coated by thin layers exerting strong preference to the liquid phase of the fluid, or one of the components of the mixture, modeled by strong adsorbing local surface potentials ensuring the so-called $(+, +)$ boundary conditions. We suppose that the core region of the slab and the particles, on the other hand, influence the fluid by long-ranged *competing* dispersion potentials.

Figures 3 – 6 show that for a suitable set of colloid-fluid, slabs-fluid, and fluid-fluid coupling parameters the competition between the effects due to the coatings and the core regions of the objects involved result in a *sign change* of the CCF between the objects considered. Figures 3 – 5 present these results obtained within the DA, while Fig. 6 shows the ones obtained within the SIA. As it is clear from the data presented, the sign change happens when one changes the temperature T , the chemical potential of the fluid μ , or the distance L between the colloid and the slab or between the colloids.

Figure 7 shows, on its turn, that a *sign change* can also be achieved for the *net total force* between these objects. It is worthwhile to emphasize that this can be used for governing behavior of objects, say colloidal particles, at small distances, say in colloid suspensions for segregation of colloids. It can also provide a strategy for solving problems with handling, feeding, trapping and fixing of micro parts in nanotechnology resolving the issues related to sticking of the particles on the surface of the mechanical manipulator utilizing, e.g., the *reversible dependence* on the forces under minute changes of the temperature of the critical medium. One can perform grabbing of particles for small values of x_r , where the force is attractive and release them at a given spacial position after slightly increasing or decreasing of temperature achieving in that way a value of x_r with a repulsive NTF. Data given in Table 1 for specific substances demonstrate that the values of the parameters used in the theoretical calculations are experimentally feasible.

Finally let us make some remarks on the SIA which has been suggested in Ref. [83] as an improvement and generalization of the DA. It delivers an *exact* expression between a body with a general shape and a slab, expressing the interaction in terms of the plane-plane interaction, provided the interactions involved can be described by pair potentials, say van der Waals type potentials. As Eq. (2.18) shows, the final result

is expressed in terms of integral over projection A_S^{to} of the surface of the colloid particle on the plane which faces towards this plane minus the contribution over the surface projection A_S^{away} that faces away from the plane. The main advantage of this approach over the DA, which involves only integration over A_S^{to} , is that it is not bound by the restriction that the interacting objects must be much closer to each other than their characteristic sizes. The integral over A_S^{to} only can be used, as it is customary under DA, to evaluate the interaction between the surface of the colloid and a plane also for the cases when the interaction can not be prescribed to some point like sources. The last includes, e.g., the way it is used for calculating the CCF. If the colloid is in a mechanical equilibrium in a fluid it is clear that the force at a given point on the surface of the colloid is orthogonal to the surface at that point. Then one can suggest an improvement over DA also for the case of CCF type interactions since the standard DA does not respect this fact. The corresponding improvement is suggested in Eq. (2.19) for a colloid particle of any shape and a plane. Unfortunately, we are not aware for an expression for the interaction of two bodies of general shape expressed in terms of the corresponding plane-plane interactions. We have been able, however, to derive such an expression for the case of two spheres – see Eq. (2.23). It has been shown that it delivers correct results for interactions decaying with the distance $\propto r^{-d-\sigma}$, with $d = 3$ and $2 < \sigma \leq 4$ reproducing, for $\sigma = 3$ the classical result of Hamaker [97], see Eq. (2.25), and delivering a new analytical result for the retarded van der Waals interaction with $\sigma = 4$ – see Eq. (2.26). Furthermore, this expression delivers in the limit $R_1/L, R_2/L \rightarrow \infty$ the standard Derjaguin result Eq. (2.14) for the sphere-sphere interactions – for the proof see Appendix A. The corresponding expression for the CCF between two spheres within the SIA approach that takes into account only the interactions between surfaces facing each other, similar to the approach of DA, is given in Eq. (2.28). A comparison of the results obtained via DA and SIA is presented in Figs. 3 – 6.

ACKNOWLEDGMENTS

The authors gratefully acknowledge the support of the Program for Career Development of Young Scientists, BAS via contract No. DFNP-193. All numerical data used for the evaluation of the sphere-plate and sphere-sphere interactions were obtained with the use of Avitohol – Cluster Platform of the Institute of Information and Communication Technologies at BAS. G.V. expresses its sincere thanks to Dr. K. Shterev for the helpful advices on the numerical calculations procedures.

Appendix A: Derivation of the sphere-sphere interaction force within the SIA approximation

Within the *pairwise* summation hypothesis [97] proposed by H. Hamaker in 1937, the van der Waals interaction energy ω^{B_1, B_2} between two *macroscopic* bodies in $d = 3$ can be written as an integral over the individual interactions $\omega^{p, p}$ between all particles constituting the two objects

$$\omega^{B_1, B_2}(L) = \int_{V_1} dv_1 \int_{V_2} dv_2 \rho_{s_1} \rho_{s_2} \omega^{p, p}(r) \quad (\text{A1a})$$

with

$$\omega^{p,p}(r) = -\frac{J}{r^{3+\sigma}} \xi_{\text{ret}}^{\sigma-3}, \quad (\text{A1b})$$

where L is the minimal distance between the objects; V_i , $i = 1, 2$ are the volumes occupied by the interacting bodies; ρ_{s_i} , $i = 1, 2$ are their number densities; r denotes the distance between the elementary volume elements dv_i , $i = 1, 2$; J is any of the van der Waals coupling parameters and σ is a parameter that characterizes the decay of the interaction ($\sigma = 3$ for the Keesom, Debye and the nonretarded London-van der Waals interactions while $\sigma = 4$ for the retarded Casimir-Polder one).

Therefore within the Hamaker approach, for the interaction energy between a sphere of radius R_1 and a point-like object p at a distance $R \equiv R_1 + z_2$ to the sphere's center one can write (see Eq. (5) in Ref. [97])

$$\omega_{\text{Ham}}^{p,R_1}(R) = \int_{R-R_1}^{R+R_1} \omega^{p,p}(r) \rho_{s_1} \pi \frac{r}{R} [R_1^2 - (R-r)^2] dr. \quad (\text{A2})$$

Now by making use of the expression for the interaction energy $\omega^{p,|}$ between a point-like object and a half-infinite space (plate) (for details see Eqs. (7), (9) and (17) in Ref. [83]), Eq. (A2) can be written equivalently as

$$\begin{aligned} \omega_{\text{SIA}}^{p,R_1}(R) &= \int_{R-R_1}^{R+R_1} \left(\frac{z_1}{R} - 1 \right) d\omega^{p,|}(z_1) \\ &= \frac{R_1}{R} \left[\omega^{p,|}(R+R_1) + \omega^{p,|}(R-R_1) \right] \\ &\quad - \frac{1}{R} \int_{R-R_1}^{R+R_1} \omega^{p,|}(z_1) dz_1, \end{aligned} \quad (\text{A3})$$

where

$$\omega^{p,|}(z_1) = -\frac{2\pi J \rho_{s_1}}{\sigma(\sigma+1)} \frac{1}{z_1^\sigma} \xi_{\text{ret}}^{\sigma-3}. \quad (\text{A4})$$

Using the same considerations as in the derivation of Eq. (A2), Hamaker managed to obtain for the interaction energy ω^{R_1,R_2} between two spheres of radii R_1 and R_2 , separated at a distance $C \equiv R_1 + R_2 + L$ apart the following expression

$$\begin{aligned} \omega_{\text{Ham}}^{R_1,R_2}(C) &= \\ &= \int_{C-R_2}^{C+R_2} \omega^{p,R_1}(R) \rho_{s_2} \pi \frac{R}{C} [R_2^2 - (C-R)^2] dR. \end{aligned} \quad (\text{A5})$$

Substituting Eq. (A3) into Eq. (A5), taking into account that $F_A^{\parallel} \equiv \omega^{p,|} \rho_s$ and performing differentiation with respect to the separation L , one ends up with an expression relating the interaction force F^{R_1,R_2} between two spherical particles with the force per unit area between two parallel plates

$$F_{\text{SIA}}^{R_1,R_2}(L) = -R_1 \int_L^{L+2R_2} \left[F_A^{\parallel}(z_2) + F_A^{\parallel}(z_2 + 2R_1) \right] \zeta(z_2) dz_2 + \int_L^{L+2R_2} \int_{z_2}^{z_2+2R_1} \zeta(z_2) F_A^{\parallel}(z_1) dz_1 dz_2, \quad (\text{A6})$$

where the function $\zeta(z_2)$ is given in Eq. (2.24) in the main text. Because in the derivation of Eq. (A6) no restrictions on the allowed sizes and separations between the particles are considered, one can say that this expression was derived

within the SIA.

Now if one performs the integration with Eq. (2.15) in $d = 3$, the general expression for the vdWF between two spheres reads

$$\begin{aligned} F_{\text{vdW,SIA}}^{R_1,R_2}(L|\sigma) &= -H_A^{(\text{reg})} \xi_{\text{ret}}^{\sigma-3} \int_L^{L+2R_2} \left\{ \frac{[(\sigma-1)R_1 - z_2]}{z_2^\sigma} + \frac{[(\sigma+1)R_1 + z_2]}{(z_2 + 2R_1)^\sigma} \right\} \zeta(z_2) dz_2 \\ &= \frac{2H_A^{(\text{reg})} \xi_{\text{ret}}^{\sigma-3}}{(\sigma-2)(\sigma-3)(L+R_1+R_2)} \left[\frac{\mathcal{E}(L|\sigma)}{(\sigma-4)(L+R_1+R_2)} + \mathcal{E}(L|\sigma+1) \right], \end{aligned} \quad (\text{A7})$$

which is applicable for any $\sigma \in (2; 4)$ with

$$\mathcal{E}(L|\sigma) = \frac{\mathcal{P}_1(L|\sigma)}{L^{\sigma-2}} - \frac{\mathcal{P}_2(L|\sigma)}{(L+2R_1)^{\sigma-2}} - \frac{\mathcal{P}_3(L|\sigma)}{(L+2R_2)^{\sigma-2}} + \frac{\mathcal{P}_4(L|\sigma)}{(L+2R_1+2R_2)^{\sigma-2}} \quad (\text{A8a})$$

$$\mathcal{P}_1(L) = L^2 - L(R_1 + R_2)(\sigma-4) + R_1 R_2 (\sigma-4)(\sigma-3), \quad (\text{A8b})$$

$$\mathcal{P}_2(L) = L^2 + L[R_2 \sigma - R_1(\sigma-4)] + R_2[2R_2(\sigma-2) - R_1(\sigma-4)(\sigma-1)], \quad (\text{A8c})$$

$$\mathcal{P}_3(L) = L^2 + L[R_1\sigma - R_2(\sigma - 4)] + R_1[2R_1(\sigma - 2) - R_2(\sigma - 4)(\sigma - 1)], \quad (\text{A8d})$$

$$\mathcal{P}_4(L) = L^2 + L(R_1 + R_2)\sigma + 2(R_1^2 + R_2^2)(\sigma - 2) + R_1R_2[4 + (\sigma - 3)\sigma]. \quad (\text{A8e})$$

For the two most commonly considered cases $\sigma = 3$ and $\sigma = 4$, Eq. (A6) delivers the results reported in Eq. (2.25) and Eq. (2.26), correspondingly, in the main text.

From Eq. (A6) the general expression describing the L dependence of the sphere-plate interaction follows directly. Indeed by taking, say $R_1 \rightarrow \infty$ [i.e. one of the spheres becomes a half-space (plate)], one has that for any inverse distance force law $F_A^\parallel(x) \xrightarrow{x \rightarrow \infty} 0$ and $\zeta(z_2) \rightarrow -2\pi(L + R_2 - z_2)$. Thus

$$F_{\text{SIA}}^{R_2,|}(L) = 2\pi \int_L^{L+2R_2} (L + R_2 - z_2) F_A^\parallel(z_2) dz_2, \quad (\text{A9})$$

which is exactly the result Eq. (20) reported in Ref. [83]. It is easy to show that from Eq. (A6) follows the expression obtained by Derjaguin (see for example Eq. (1) in Ref. [83]) describing the interaction between spherical particles at close proximity to one another [i.e. $R_1, R_2 \gg L$, or $L \rightarrow 0$]. Introducing the notations $\bar{z}_i \equiv z_i/L$; $\Xi_i \equiv R_i/L$, Eq. (A6) takes the form

$$F_{\text{SIA}}^{R_1, R_2}(L) = -\frac{\Xi_1}{L^{\sigma-2}} \int_1^{1+2\Xi_2} \left[F_A^\parallel(\bar{z}_2) + F_A^\parallel(\bar{z}_2 + 2\Xi_1) \right] \zeta(\bar{z}_2) d\bar{z}_2 \\ + \frac{1}{L^{\sigma-2}} \int_1^{1+2\Xi_2} \int_{\bar{z}_2}^{\bar{z}_2+2\Xi_1} \zeta(\bar{z}_2) F_A^\parallel(\bar{z}_1) d\bar{z}_1 d\bar{z}_2. \quad (\text{A10})$$

Now we notice that within the DA $\Xi_i \rightarrow \infty$, $i = 1, 2$;

then $F_A^\parallel(\bar{z}_2 + 2\Xi_1) \rightarrow 0$, $\lim_{L \rightarrow 0} \int_{\bar{z}_2}^{\bar{z}_2+2\Xi_1} \dots = \int_{\infty}^{\infty} \dots = 0$ and $\lim_{L \rightarrow 0} \zeta(\bar{z}_2) = 2\Xi_2/(\Xi_1 + \Xi_2)$. Therefore

$$F_{\text{DA}}^{R_1, R_2}(L) = 2\pi \frac{1}{L^{\sigma-2}} \frac{\Xi_1 \Xi_2}{\Xi_1 + \Xi_2} \int_1^\infty F_A^\parallel(\bar{z}_2) d\bar{z}_2 \\ = 2\pi \frac{R_1 R_2}{R_1 + R_2} \int_L^\infty F_A^\parallel(z_2) dz_2 = 2\pi R_{\text{eff}} \omega_A^\parallel(L). \quad (\text{A11})$$

In a way analogous to the use of the DA for determination of the CCF between objects of complicated geometry, one can make use of the SIA technique to do the same. Then, as usual, the restriction appears that the integration must be carried on only over these parts of the objects surfaces which are facing each other (see for details the text above). Taking this into account we can write the following expressions for the CCF between two spherical particles of arbitrary radii as well as between a spherical particle and a planar substrate respectively

$$F_{\text{Cas, SIA}}^{R_1, R_2}(L) = - \int_L^{L+R_2} R_1 \zeta(z_2) F_{A, \text{Cas}}^\parallel(z_2) dz_2 \\ + \int_L^{L+R_2} \zeta(z_2) \int_{z_2}^{z_2+R_1} F_{A, \text{Cas}}^\parallel(z_1) dz_1 dz_2, \quad (\text{A12a})$$

$$F_{\text{Cas, SIA}}^{R,|}(L) = 2\pi \int_L^{L+R} (L + R - z) F_{A, \text{Cas}}^\parallel(z) dz. \quad (\text{A12b})$$

-
- [1] R. Evans, J. Phys.: Condens. Matter **2**, 8989 (1990).
 - [2] R. Evans, *Liquids at interfaces* (Elsevier, Amsterdam, 1990).
 - [3] R. Evans and J. Stecki, Phys. Rev. B **49**, 8842 (1994).
 - [4] M. E. Fisher and P. G. de Gennes, C. R. Seances Acad. Sci. Paris Ser. B **287**, 207 (1978).
 - [5] M. Krech, *Casimir Effect in Critical Systems* (World Scientific, Singapore, 1994).
 - [6] J. G. Brankov, D. M. Dantchev, and N. S. Tonchev, *The Theory of Critical Phenomena in Finite-Size Systems - Scaling and Quantum Effects* (World Scientific, Singapore, 2000).
 - [7] A. Gambassi, J. Phys.: Conf. Ser. **161**, 012037 (2009).
 - [8] H. B. Casimir, Proc. K. Ned. Akad. Wet. **51**, 793 (1948).
 - [9] H. B. G. Casimir and D. Polder, Phys. Rev. **73**, 360 (1948).
 - [10] H. B. G. Casimir, Physica **19**, 846 (1953).
 - [11] E. M. Lifshitz, Sov. Phys. JETP **2**, 73 (1956), Soviet Phys. JETP **29**, 94–110 (1955).
 - [12] I. E. Dzyaloshinskii, E. M. Lifshitz, and L. P. Pitaevskii, Adv. Phys. **10**, 165 (1961).
 - [13] J. V. Sengers, D. Bedeaux, P. Mazur, and S. C. Greer, Physica A **104**, 573 (1980).
 - [14] P. Malik, S. J. Rzoska, A. Drozd-Rzoska, and J. Jadzyn, The Journal of Chemical Physics **118**, 9357 (2003).
 - [15] D. Dantchev, F. Schlesener, and S. Dietrich, Phys. Rev. E **76**, 011121 (2007).
 - [16] D. Dantchev, J. Rudnick, and M. Barmatz, Phys. Rev. E **75**, 011121 (2007).
 - [17] D. Dantchev, J. Rudnick, and M. Barmatz, Phys. Rev. E **80**, 031119 (2009).
 - [18] G. Valchev and D. Dantchev, Phys. Rev. E **92**, 012119 (2015).
 - [19] H. B. Chan, V. A. Aksyuk, R. N. Kleiman, D. J. Bishop, and F. Capasso, Science **291**, 1941 (2001).
 - [20] F. W. Delrio, M. P. de Boer, J. A. Knapp, E. D. J. Reedy, P. J. Clews, and M. L. Dunn, Nat. Mater. **4**, 629 (2005).
 - [21] M. Boström, S. Ellingsen, I. Brevik, M. Dou, C. Persson, and B. E. Sernelius, Eur. Phys. J. B **85**, 377 (2012).
 - [22] E. Buks and M. L. Roukes, Europhys. Lett. **54**, 220 (2001).
 - [23] E. Buks and M. L. Roukes, Phys. Rev. B **63**, 033402 (2001).
 - [24] H. B. Chan, V. A. Aksyuk, R. N. Kleiman, D. J. Bishop, and F. Capasso, Phys. Rev. Lett. **87**, 211801 (2001).
 - [25] J. Cecil, J. Vasquez, and D. Powell, Int. J. of Prod. Res. **43**, 819 (2005).
 - [26] O. Kenneth and I. Klich, Phys. Rev. Lett. **97**, 160401 (2006).
 - [27] M. G. Silveirinha, Phys. Rev. B **82**, 085101 (2010).
 - [28] S. J. Rahi, M. Kardar, and T. Emig, Phys. Rev. Lett. **105**, 070404 (2010).
 - [29] E. M. Lifshitz and L. P. Pitaevskii, *Statistical Physics, Part II* (Pergamon, Oxford, 1980).
 - [30] A. Milling, P. Mulvaney, and I. Larson, J. Coll. Interf. Sci. **180**, 460 (1996).
 - [31] A. Meurk, P. F. Luckham, and L. Bergström, Langmuir **13**, 3896 (1997).
 - [32] S.-W. Lee and W. M. Sigmund, J. Colloid Interface Sci. **243**,

- 365 (2001).
- [33] S.-W. Lee and W. M. Sigmund, *Colloids Surf. A* **204**, 43 (2002).
- [34] J. N. Munday, F. Capasso, and V. A. Parsegian, *Nature* **457**, 170 (2009).
- [35] M. Ishikawa, N. Inui, M. Ichikawa, and K. Miura, *J. Phys. Soc. Jpn.* **80**, 114601 (2011).
- [36] C. Hertlein, L. Helden, A. Gambassi, S. Dietrich, and C. Bechinger, *Nature* **451**, 172 (2008).
- [37] A. Gambassi, A. Maciolek, C. Hertlein, U. Nellen, L. Helden, C. Bechinger, and S. Dietrich, *Phys. Rev. E* **80**, 061143 (2009).
- [38] S. Paladugu, A. Callegari, Y. Tuna, L. Barth, S. Dietrich, A. Gambassi, and G. Volpe, *Nat. Commun.* **7** (2016).
- [39] Y. Tuna, Ph.D. thesis, Bilkent University, Turkey (2014).
- [40] F. Soyka, O. Zvyagolskaya, C. Hertlein, L. Helden, and C. Bechinger, *Phys. Rev. Lett.* **101**, 208301 (2008).
- [41] M. Tröndle, S. Kondat, A. Gambassi, L. Harnau, and S. Dietrich, *EPL* **88**, 40004 (2009).
- [42] M. Tröndle, S. Kondat, A. Gambassi, L. Harnau, and S. Dietrich, *J. Chem. Phys.* **133**, 074702 (2010).
- [43] M. Tröndle, O. Zvyagolskaya, A. Gambassi, D. Vogt, L. Harnau, C. Bechinger, and S. Dietrich, *Mol. Phys.* **109**, 1169 (2011).
- [44] D. Bonn, J. Otwinowski, S. Sacanna, H. Guo, G. Wegdam, and P. Schall, *Phys. Rev. Lett.* **103**, 156101 (2009).
- [45] M. A. C. Potenza, A. Manca, S. J. Veen, B. Weber, S. Mazzoni, P. Schall, and G. H. Wegdam, *EPL* **106**, 68005 (2014).
- [46] O. Zvyagolskaya, A. J. Archer, and C. Bechinger, *EPL* **96**, 28005 (2011).
- [47] V. D. Nguyen, S. Faber, Z. Hu, G. H. Wegdam, and P. Schall, *Nat. Commun.* **4** (2013).
- [48] U. Nellen, L. Helden, and C. Bechinger, *EPL* **88**, 26001 (2009).
- [49] U. Nellen, J. Dietrich, L. Helden, S. Chodankar, K. Nygård, J. F. van der Veen, and C. Bechinger, *Soft Matter* **7**, 5360 (2011).
- [50] P.-G. de Gennes, *C. R. Acad. Sci. (Paris) II* **291**, 701 (1981).
- [51] P. Attard, C. P. Ursenbach, and G. N. Patey, *Phys. Rev. A* **45**, 7621 (1992).
- [52] T. W. Burkhardt and E. Eisenriegler, *Phys. Rev. Lett.* **74**, 3189 (1995).
- [53] T. W. Burkhardt and E. Eisenriegler, *Phys. Rev. B* **51**, 13717 (1995).
- [54] N. Gnan, E. Zaccarelli, P. Tartaglia, and F. Sciortino, *Soft Matter* **8**, 1991 (2012).
- [55] P. B. Shelke, V. D. Nguyen, A. V. Limaye, and P. Schall, *Adv. Mater.* **25**, 1499 (2013).
- [56] M. T. Dang, A. V. Verde, V. D. Nguyen, P. G. Bolhuis, and P. Schall, *J. Chem. Phys.* **139**, 094903 (2013).
- [57] N. Gnan, Z. Zaccarelli, and F. Sciortino, *Nat. Commun.* **5** (2014).
- [58] M. Hasenbusch, *Phys. Rev. E* **87**, 022130 (2013).
- [59] O. A. Vasilyev, *Phys. Rev. E* **90**, 012138 (2014).
- [60] H. Hobrecht and A. Hucht, *EPL* **106**, 56005 (2014).
- [61] J. R. Edison, N. Tasios, S. Belli, R. Evans, R. van Roij, and M. Dijkstra, *Phys. Rev. Lett.* **114**, 038301 (2015).
- [62] O. Vasilyev and A. Maciolek, *J. Non-Cryst. Solids* **407**, 376 (2015).
- [63] S. Yabunaka, R. Okamoto, and C. Onuki, *Soft M* **11**, 5738 (2015).
- [64] S. Kondrat, L. Harnau, and S. Dietrich, *J. Chem. Phys.* **131**, 204902 (2009).
- [65] T. G. Mattos, L. Harnau, and S. Dietrich, *J. Chem. Phys.* **138**, 074704 (2013).
- [66] T. F. Mohry, S. Kondrat, A. Maciolek, and S. Dietrich, *Soft* **10**, 5510 (2014).
- [67] A. D. Law, L. Harnau, M. Tröndle, and S. Dietrich, *J. Chem. Phys.* **141**, 134704 (2014).
- [68] T. G. Mattos, L. Harnau, and S. Dietrich, *Phys* **91**, 042304 (2015).
- [69] P. Anzini and A. Parola, *Phys. Rev. E* **94**, 052113 (2016).
- [70] A. Hanke, F. Schlesener, E. Eisenriegler, and S. Dietrich, *Phys. Rev. Lett.* **81**, 1885 (1998).
- [71] F. Schlesener, A. Hanke, and S. Dietrich, *J. Stat. Phys.* **110**, 981 (2003).
- [72] M. Labbé-Laurent and S. Dietrichy, *Soft Matter* **12**, 6621 (2016).
- [73] A. Gambassi and S. Dietrich, *Soft Matter* **7**, 1247 (2011).
- [74] T. A. Nguyen, Ph.D. thesis, University of Amsterdam, Netherlands (2016).
- [75] V. D. Nguyen, M. T. Dang, T. A. Nguyen, and P. Schall, *J. Phys.: Condens. Matter* **28**, 043001 (2016).
- [76] B. Li, D. Zhou, and Y. Han, *Nat. Rev. Mater.* **1**, 1 (2016).
- [77] V. Privman, *Finite Size Scaling and Numerical Simulations of Statistical Systems* (World Scientific, Singapore, 1990), chap. Finite-size scaling theory, p. 1.
- [78] M. N. Barber, in *Phase Transitions and Critical Phenomena*, edited by C. Domb and J. L. Lebowitz (Academic, London, 1983), vol. 8, p. 145.
- [79] J. L. Cardy, ed., *Finite-Size Scaling* (North-Holland, 1988).
- [80] V. Privman, ed., *Finite Size Scaling and Numerical Simulation of Statistical Systems* (World Scientific, Singapore, 1990).
- [81] A. Hanke, F. Schlesener, E. Eisenriegler, and S. Dietrich, *Phys. Rev. Lett.* **81**, 1885 (1998).
- [82] B. Derjaguin, *Kolloid Z.* **69**, 155 (1934).
- [83] D. Dantchev and G. Valchev, *J. Coll. Interf. Sci.* **372**, 148 (2012).
- [84] D. Dantchev and J. Rudnick, *Eur. Phys. J. B* **21**, 251 (2001).
- [85] D. Dantchev, *Eur. Phys. J. B* **23**, 211 (2001).
- [86] D. Dantchev, H. W. Diehl, and D. Grüneberg, *Phys. Rev. E* **73**, 016131 (2006).
- [87] P. Pfeuty and G. Toulouse, *Introduction to the Renormalization Group and to Critical Phenomena* (Wiley, London, 1977).
- [88] J. Zinn-Justin, *Quantum Field Theory and Critical Phenomena* (Clarendon, Oxford, 2002).
- [89] H. Kleinert, *Phys. Rev. D* **60**, 085001 (1999).
- [90] R. Garcia and M. H. W. Chan, *Phys. Rev. Lett.* **83**, 1187 (1999).
- [91] V. A. Parsegian, *Van der Waals Forces* (Cambridge University Press, 2006).
- [92] J. N. Israelachvili, *Intermolecular and surface forces* (Academic, London, 2011).
- [93] H.-J. Butt and M. Kappl, *Surface and Interfacial Forces* (Wiley-VCH, Weinheim, 2010).
- [94] M. Bordag, G. L. Klimchitskaya, U. Mohideen, and V. M. Mostepanenko, *Advances in the Casimir effect* (Oxford University Press, Oxford, 2009).
- [95] The considered separations between the interacting objects constituting the studied systems are $L = 20$ (—●—), 50 (—■—), 100 (—◆—), 200 (—▲—), 400 (—▼—) and 800 (—★—) layers. On every sub-figure the scaling functions are compared to that one for pure short-range system ($\lambda = s_{i,c} = 0.0$, $i = 1, 2$) evaluated with the use of Eq. (4.3). The data used for this evaluation when $\mu = \mu_c$ are taken from the exact analytical result Eqs. (4.10) in Ref. [18], while for $T = T_c$ they are calculated within the presented mean-field theory.
- [96] S. Bhattacharjee, M. Elimelech, and M. Borkovec, *Croat. Chem. Acta* **71**, 883 (1998).
- [97] H. C. Hamaker, *Physica* **4**, 1058 (1937).
- [98] H. Nakanishi and M. E. Fisher, *Phys. Rev. Lett.* **49**, 1565 (1982).
- [99] H. Nakanishi and M. E. Fisher, *J. Chem. Phys.* **78**, 3279 (1983).
- [100] B.-S. Lou, P. Veerakumar, S.-M. Chen, V. Veeramani,

- R. Madhu, and S.-B. Liu, *Sci. Rep.* **6**, 19949:1 (2016).
- [101] N. C. Bigall and A. Eychmüller, *Phil. Trans. R. Soc. A* **368**, 1385 (2016).
- [102] G. D. Stucky and N. C. Strandwitz, *Hollow metal oxide spheres and nanoparticles encapsulated therein* (Patent. US 20110311635. December 2011).
- [103] K. Yan, Z. Lu, H.-W. Lee, F. Xiong, P.-C. Hsu, Y. Li, J. Zhao, S. Chu, and Y. Cui, *Nat. Energy* **1**, 16010:1 (2016).
- [104] P. Zhang, Z.-A. Qiao, and S. Dai, *Chem. Commun.* **51**, 9246 (2015).
- [105] J. S. Kang, J. Lim, W.-Y. Rho, J. Kim, D.-S. Moon, J. Jeong, D. Jung, J.-W. Choi, J.-K. Lee, and Y.-E. Sung, *Sci. Rep.* **6**, 30829:1 (2016).
- [106] Y. H. Lu, D. Zhou, T. Wang, S. A. Yang, and J. Z. Jiang, *Sci. Rep.* **6**, 21723:1 (2016).
- [107] Q. Peng, C. Liang, W. Ji, and S. De, *MNSMS* **2**, 76 (2012).
- [108] A. K. Rappé, C. J. Casewit, W. A. Colwell, W. A. Goddard III, and W. M. Skiff, *J. Am. Chem. Soc.* **114**, 10024 (1992).
- [109] L. Zuo, Y. Zhang, L. Zhang, Y.-E. Miao, W. Fan, and T. Liu, *Materials* **8**, 6806 (2015).
- [110] D. C. Johnston, *Advances in Thermodynamics of the van der Waals Fluid* (Morgan & Claypool Publishers, 2014).