

# Conformal Markov Characterization of SLE pairs with $\kappa \in (0, 4]$

Hao Wu

## Abstract

This article pertains to the classification of pairs of simple random curves with conformal Markov property and symmetry. Such pairs correspond to scaling limits of pairs of interfaces in critical lattice model with alternating boundary conditions.

**Keywords:** conformal invariance, domain Markov property, Hypergeometric SLE.

## 1 Introduction

Conformal invariance and critical phenomena in two-dimensional lattice models play the central role in mathematical physics in the last few decades. We take Ising model as an example (see details in Section 5). Suppose  $\Omega$  is a simply connected domain and  $x, y$  are distinct boundary points. When one considers the critical Ising model in  $\Omega \cap \mathbb{Z}^2$  with Dobrushin boundary conditions:  $\oplus$  along the boundary arc  $(xy)$  and  $\ominus$  along the boundary arc  $(yx)$ , an interface from  $x$  to  $y$  appears naturally which separates  $\oplus$ -spin from  $\ominus$ -spin. The scaling limit of the interface, if exists, is believed to satisfy conformal invariance and domain Markov property. We call the combination of the two as *conformal Markov property*. Thus, to understand the scaling limit of interfaces in critical lattice model, one needs to understand random curves with conformal Markov property.

In [Sch00], O. Schramm introduced SLE which is a random growth process in simply connected domain starting from one boundary point to another boundary point. This is a one-parameter family of random curves, denoted by  $\text{SLE}_\kappa$  with  $\kappa \geq 0$ . This family is the only one with both conformal invariance and domain Markov property, and is conjectured to be the scaling limits of interface in critical models. Since its introduction, this conjecture has been rigorously proved for several models: Percolation [Smi01, CN07], the Loop-Erased Random Walk and the Uniform Spanning Tree [LSW04], level lines of the discrete Gaussian Free Field [SS09, SS13], and the critical Ising and FK-Ising models [CS12, CDCH<sup>+</sup>14].

SLE process corresponds to the scaling limit of interfaces in critical model with Dobrushin boundary condition. It is natural to consider critical model with more complicate boundary conditions. In this article, we focus on the alternating boundary conditions on topological rectangles (*quads* for short). We take Ising model as an example again. Suppose  $\Omega$  is a simply connected domain and  $x^R, y^R, y^L, x^L$  are four distinct boundary points in counterclockwise order. Consider critical Ising model in  $\Omega \cap \mathbb{Z}^2$  with alternating boundary conditions:  $\oplus$  along the boundary arcs  $(x^R y^R)$  and  $(y^L x^L)$  and  $\ominus$  along the arcs  $(x^L x^R)$  and  $(y^R y^L)$ . With these boundary conditions, a pair of interfaces appears naturally. This pair of interfaces connects between the four points  $x^R, y^R, y^L, x^L$  and the two interfaces can not cross. The scaling limit of the pair of interfaces, if exists, should satisfy conformal Markov property as before. This article concerns probability measures on pairs of curves with conformal Markov property, and they should describe scaling limits of pairs of interfaces in critical lattice model.

We denote by  $\mathcal{Q}$  the collection of all quads, and for each quad  $q = (\Omega; x^R, y^R, y^L, x^L)$ , we denote by  $X_0(\Omega; x^R, y^R, y^L, x^L)$  the collection of pairs of disjoint simple curves  $(\eta^L; \eta^R)$  such that  $\eta^R$  connects  $x^R$  and  $y^R$  and  $\eta^L$  connects  $x^L$  and  $y^L$ . The following definition concerns conformal Markov property for pairs of simple curves. See also Figure 1.1 for an illustration.

**Definition 1.1.** Suppose  $(\mathbb{P}_q, q \in \mathcal{Q})$  is a family of probability measures on pairs of disjoint simple curves  $(\eta^L; \eta^R) \in X_0(\Omega; x^R, y^R, y^L, x^L)$ . We say that  $(\mathbb{P}_q, q \in \mathcal{Q})$  satisfies Conformal Markov Property (CMP) if it satisfies the following two properties.

- *Conformal Invariance.* Suppose  $q = (\Omega; x^R, y^R, y^L, x^L)$ ,  $\tilde{q} = (\tilde{\Omega}; \tilde{x}^R, \tilde{y}^R, \tilde{y}^L, \tilde{x}^L) \in \mathcal{Q}$ , and  $\psi : \Omega \rightarrow \tilde{\Omega}$  is a conformal map with  $\psi(x^R) = \tilde{x}^R$ ,  $\psi(y^R) = \tilde{y}^R$ ,  $\psi(y^L) = \tilde{y}^L$ ,  $\psi(x^L) = \tilde{x}^L$ . Then for  $(\eta^L; \eta^R) \sim \mathbb{P}_q$ , we have  $(\psi(\eta^L); \psi(\eta^R)) \sim \mathbb{P}_{\tilde{q}}$ .
- *Domain Markov Property.* Suppose  $(\eta^L; \eta^R) \sim \mathbb{P}_q$ , then for every  $\eta^L$ -stopping time  $\tau^L$  and  $\eta^R$ -stopping time  $\tau^R$ , the conditional law of  $(\eta^L|_{t \geq \tau^L}; \eta^R|_{t \geq \tau^R})$  given  $\eta^L[0, \tau^L]$  and  $\eta^R[0, \tau^R]$  is the same as  $\mathbb{P}_{q_{\tau^L, \tau^R}}$  where

$$q_{\tau^L, \tau^R} = (\Omega \setminus (\eta^L[0, \tau^L] \cup \eta^R[0, \tau^R]); \eta^R(\tau^R), y^R, y^L, \eta^L(\tau^L)).$$

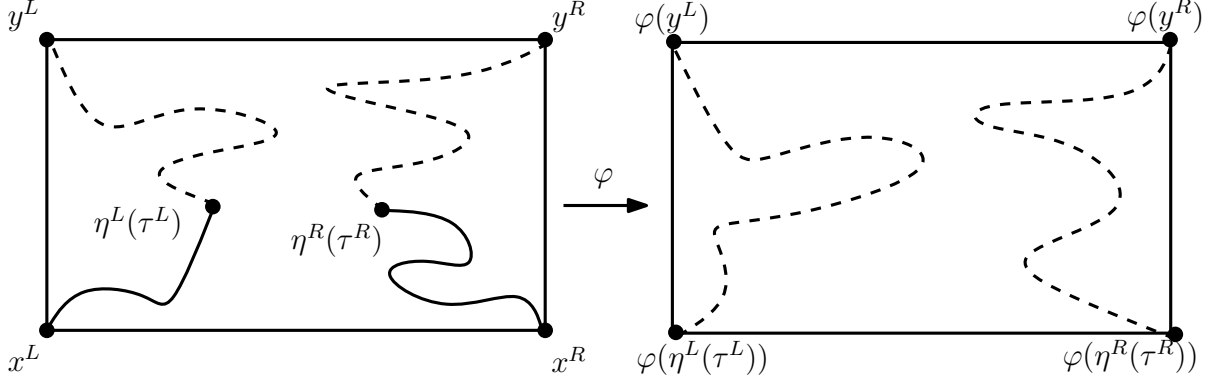


Figure 1.1: Suppose the pair  $(\eta^L; \eta^R)$  satisfies CMP. For any  $\eta^L$ -stopping time  $\tau^L$  and any  $\eta^R$ -stopping time  $\tau^R$ , let  $\varphi$  be a conformal map from  $\Omega \setminus (\eta^L[0, \tau^L] \cup \eta^R[0, \tau^R])$  onto a quad  $\tilde{q} = (\tilde{\Omega}; \tilde{x}^R, \tilde{x}^L, \tilde{y}^R, \tilde{y}^L)$  such that  $\varphi(\eta^L(\tau^L)) = \tilde{x}^L$ ,  $\varphi(\eta^R(\tau^R)) = \tilde{x}^R$ ,  $\varphi(y^R) = \tilde{y}^R$ ,  $\varphi(y^L) = \tilde{y}^L$ . Then the conditional law of  $(\varphi(\eta^L); \varphi(\eta^R))$  given  $\eta^L[0, \tau^L] \cup \eta^R[0, \tau^R]$  is the same as  $\mathbb{P}_{\tilde{q}}$ .

In the case of Dobrushin boundary conditions, there are two boundary points, and conformal Markov property determines the one-parameter family of random curves  $\text{SLE}_\kappa$ . However, in the case of alternating boundary conditions, there are four boundary points, and conformal Markov property is not sufficient to naturally single out random processes. We go back to the critical Ising model. As described before, there is a pair of interfaces when the boundary condition is alternating. The scaling limit of such pair should satisfy CMP. At the same time, it is clear that the pair of curves also satisfy a particular symmetry. To understand the scaling limit of such pair, it is then natural to require the symmetry as well as CMP.

**Definition 1.2.** Suppose  $(\mathbb{P}_q, q \in \mathcal{Q})$  is a family of probability measures on pairs of disjoint simple curves  $(\eta^L; \eta^R) \in X_0(\Omega; x^R, y^R, y^L, x^L)$ . We say that  $(\mathbb{P}_q, q \in \mathcal{Q})$  satisfies Symmetry if for all  $q = (\Omega; x^R, y^R, y^L, x^L) \in \mathcal{Q}$  the following is true. Suppose  $(\eta^L; \eta^R) \sim \mathbb{P}_q$ , and  $\psi : \Omega \rightarrow \Omega$  is the anti-conformal map which swaps  $x^L, y^L$  and  $x^R, y^R$ , then  $(\psi(\eta^R); \psi(\eta^L)) \sim \mathbb{P}_q$ .

It turns out that CMP and the symmetry determines a two-parameter family of pairs of curves. These curves are *Hypergeometric SLEs* which were introduced in [Wu16b]. This is the main result of this article. In Theorem 1.3, we consider pairs of random curves with CMP and the symmetry, and we also require “Condition C1”. This is a technical requirement concerning certain regularity of the curves and its definition is in Section 2.2.

**Theorem 1.3.** Suppose  $(\mathbb{P}_q, q \in \mathcal{Q})$  satisfies CMP in Definition 1.1, Symmetry in Definition 1.2 and Condition C1. Then there exist  $\kappa \in (0, 4]$  and  $\nu < \kappa - 6$  such that, for  $q = (\Omega; x^R, y^R, y^L, x^L) \in \mathcal{Q}$  and  $(\eta^L; \eta^R) \sim \mathbb{P}_q$ , the marginal law of  $\eta^R$  (up to the first hitting time of  $[y^R y^L]$ ) equals  $\text{hSLE}_\kappa(\nu)$  in  $\Omega$  from  $x^R$  to  $x^L$  with marked points  $(y^R, y^L)$  conditioned to hit  $[y^R y^L]$  (up to the first hitting time of  $[y^R y^L]$ ).

Definition 1.2 describes the left-right symmetry. It is also natural to think about top-bottom symmetry, which we call reversibility in Definition 1.4 to distinguish from the symmetry in Definition 1.2. The combination of CMP, Symmetry and Reversibility singles out a one-parameter family of pairs of curves, see Corollary 1.5.

**Definition 1.4.** Suppose  $(\mathbb{P}_q, q \in \mathcal{Q})$  is a family of probability measures on pairs of disjoint simple curves  $(\eta^L; \eta^R) \in X_0(\Omega; x^R, y^R, y^L, x^L)$ . We say that  $(\mathbb{P}_q, q \in \mathcal{Q})$  satisfies *Reversibility* if for all  $q = (\Omega; x^R, y^R, y^L, x^L) \in \mathcal{Q}$  the following is true. Suppose  $(\eta^L; \eta^R) \sim \mathbb{P}_q$ , and  $\psi : \Omega \rightarrow \Omega$  is the anti-conformal map which swaps  $x^L, x^R$  and  $y^L, y^R$ , then  $(\psi(\eta^R); \psi(\eta^L)) \sim \mathbb{P}_q$ .

**Corollary 1.5.** Suppose  $(\mathbb{P}_q, q \in \mathcal{Q})$  satisfies CMP in Definition 1.1, Symmetry in Definition 1.2, Reversibility in Definition 1.4 and Condition C1. Then there exists  $\kappa \in (0, 4]$  such that, for any  $q = (\Omega; x^R, y^R, y^L, x^L) \in \mathcal{Q}$  and  $(\eta^L; \eta^R) \sim \mathbb{P}_q$ , the marginal law of  $\eta^R$  equals  $\text{hSLE}_\kappa$  in  $\Omega$  from  $x^R$  to  $y^R$  with marked points  $(x^L, y^L)$ .

Let us go back to the critical Ising model. We take Ising model as an example to explain the interest in pairs of random curves and the motivation for the definition of conformal Markov property and symmetries. We find that the combination of conformal Markov property and symmetries singles out Hypergeometric SLEs. To end the introduction, we point out that Hypergeometric SLE DOES correspond to the scaling limit of critical Ising model with alternating boundary conditions.

**Proposition 1.6.** Let discrete domains  $(\Omega_\delta; x_\delta^L, x_\delta^R, y_\delta^R, y_\delta^L)$  on the square lattice approximate some quad  $(\Omega; x^R, y^R, y^L, x^L)$  as  $\delta \rightarrow 0$ . Consider the critical Ising in  $\Omega_\delta$  with the following boundary condition:

$$\ominus \text{ along } (x_\delta^L x_\delta^R), \quad \oplus \text{ along } (x_\delta^R y_\delta^R) \cup (y_\delta^L x_\delta^L), \quad \xi \in \{\oplus, \text{free}\} \text{ along } (y_\delta^R y_\delta^L).$$

Let  $\eta_\delta$  be the interface connecting  $x_\delta^R$  to  $x_\delta^L$  (up to the first hitting time of  $[y_\delta^R y_\delta^L]$ ). Then the law of  $\eta_\delta$  converges weakly to  $\text{hSLE}_3(-5)$  (up to the first hitting time of  $[y^R y^L]$ ) as  $\delta \rightarrow 0$  when  $\xi = \oplus$ ; and the law of  $\eta_\delta$  converges weakly to  $\text{hSLE}_3(-7/2)$  (up to the first hitting time of  $[y^R y^L]$ ) as  $\delta \rightarrow 0$  when  $\xi = \text{free}$ .

**Outline and Relation to Previous Works.** We will give preliminaries on SLEs in Section 2. Hypergeometric SLEs were previously introduced by D. Zhan [Zha08] and W. Qian [Qia16] with different motivations and (slightly) different definitions. We stick to the definition introduced in [Wu16b]. We study various properties of Hypergeometric SLEs in Section 3, including the continuity of the process in Section 3.1 and the commutation relation in Section 3.3. We prove Theorem 1.3 and Corollary 1.5 in Section 4. Finally, we introduce Ising model in Section 5 and prove Proposition 1.6. The conclusions in Proposition 1.6 are not new. They were proved by K. Izyurov [Izy15] using holomorphic observables and by the author [Wu16b] using uniqueness of random pairs. But we find it is worthwhile to explain the proof in this article and point out the relation with pairs of random curves in Theorem 1.3.

**Acknowledgment.** The author thanks V. Beffara and E. Peltola for helpful discussion. The author is supported by the NCCR/SwissMAP, the ERC AG COMPASP, the Swiss NSF.

## 2 Preliminaries

### 2.1 Loewner Chain and SLE

We call a compact subset  $K$  of  $\overline{\mathbb{H}}$  an  $\mathbb{H}$ -*hull* if  $\mathbb{H} \setminus K$  is simply connected. Riemann's Mapping Theorem asserts that there exists a unique conformal map  $g_K$  from  $\mathbb{H} \setminus K$  onto  $\mathbb{H}$  such that  $\lim_{z \rightarrow \infty} |g_K(z) - z| = 0$ . We call such  $g_K$  the conformal map from  $\mathbb{H} \setminus K$  onto  $\mathbb{H}$  normalized at  $\infty$ .

*Loewner chain* is a collection of  $\mathbb{H}$ -hulls  $(K_t, t \geq 0)$  associated with the family of conformal maps  $(g_t, t \geq 0)$  obtained by solving the Loewner equation: for each  $z \in \mathbb{H}$ ,

$$\partial_t g_t(z) = \frac{2}{g_t(z) - W_t}, \quad g_0(z) = z,$$

where  $(W_t, t \geq 0)$  is a one-dimensional continuous function which we call the driving function. Let  $T_z$  be the *swallowing time* of  $z$  defined as  $\sup\{t \geq 0 : \min_{s \in [0, t]} |g_s(z) - W_s| > 0\}$ . Let  $K_t := \{z \in \mathbb{H} : T_z \leq t\}$ . Then  $g_t$  is the unique conformal map from  $H_t := \mathbb{H} \setminus K_t$  onto  $\mathbb{H}$  normalized at  $\infty$ . We say that  $(K_t, t \geq 0)$  can be generated by the continuous curve  $(\eta(t), t \geq 0)$  if for any  $t$ , the unbounded connected component of  $\mathbb{H} \setminus \eta[0, t]$  coincides with  $H_t = \mathbb{H} \setminus K_t$ .

Indeed, continuous simple curve under mild constraints does solve the Loewner equation with continuous driving function. Suppose  $T \in (0, \infty]$  and  $\eta : [0, T) \rightarrow \overline{\mathbb{H}}$  is a continuous simple curve with  $\eta(0) = 0$ . Assume  $\eta$  satisfies the following: for every  $t \in (0, T)$ ,

- $\eta(t, T)$  is contained in the closure of the unbounded connected component of  $\mathbb{H} \setminus \eta[0, t]$  and
- $\eta^{-1}(\eta[0, t] \cup \mathbb{R})$  has empty interior in  $(t, T)$ .

For each  $t > 0$ , let  $g_t$  be the conformal map which maps the unbounded connected component of  $\mathbb{H} \setminus \eta[0, t]$  onto  $\mathbb{H}$  normalized at  $\infty$ . After reparameterization,  $(g_t, t \geq 0)$  solves the above Loewner equation with continuous driving function [Law05, Section 4.1].

Here we discuss about the evolution of a point  $y \in \mathbb{R}$  under  $g_t$ . We assume  $y \geq 0$ . There are two possibilities: if  $y$  is not swallowed by  $K_t$ , then we define  $Y_t = g_t(y)$ ; if  $y$  is swallowed by  $K_t$ , then we define  $Y_t$  to be the image of the rightmost point of  $K_t \cap \mathbb{R}$  under  $g_t$ . Suppose that  $(K_t, t \geq 0)$  is generated by a continuous path  $(\eta(t), t \geq 0)$  and that the Lebesgue measure of  $\eta[0, \infty] \cap \mathbb{R}$  is zero. Then the process  $Y_t$  is uniquely characterized by the following equation:

$$Y_t = y + \int_0^t \frac{2ds}{Y_s - W_s}, \quad Y_t \geq W_t, \quad \forall t \geq 0.$$

In this paper, we may write  $g_t(y)$  for the process  $Y_t$ .

*Schramm Loewner Evolution*  $\text{SLE}_\kappa$  is the random Loewner chain  $(K_t, t \geq 0)$  driven by  $W_t = \sqrt{\kappa}B_t$  where  $(B_t, t \geq 0)$  is a standard one-dimensional Brownian motion. In [RS05], the authors prove that  $(K_t, t \geq 0)$  is almost surely generated by a continuous transient curve, i.e. there almost surely exists a continuous curve  $\eta$  such that for each  $t \geq 0$ ,  $H_t$  is the unbounded connected component of  $\mathbb{H} \setminus \eta[0, t]$  and that  $\lim_{t \rightarrow \infty} |\eta(t)| = \infty$ . There are phase transitions at  $\kappa = 4$  and  $\kappa = 8$ :  $\text{SLE}_\kappa$  are simple curves when  $\kappa \in (0, 4]$ ; they have self-touching when  $\kappa \in (4, 8)$ ; and they are space-filling when  $\kappa \geq 8$ .

It is clear that  $\text{SLE}_\kappa$  is scaling invariant, thus we can define  $\text{SLE}_\kappa$  in any simply connected domain  $\Omega$  from one boundary point  $x$  to another boundary point  $y$  by the conformal image: let  $\phi$  be a conformal map from  $\mathbb{H}$  onto  $\Omega$  that sends 0 to  $x$  and  $\infty$  to  $y$ , then define  $\phi(\eta)$  to be  $\text{SLE}_\kappa$  in  $\Omega$  from  $x$  to  $y$ . For  $\kappa \in (0, 8)$ , the curves  $\text{SLE}_\kappa$  enjoys *reversibility*: let  $\eta$  be an  $\text{SLE}_\kappa$  in  $\Omega$  from  $x$  to  $y$ , then the time-reversal of  $\eta$  has the same law as  $\text{SLE}_\kappa$  in  $\Omega$  from  $y$  to  $x$ . The reversibility for  $\kappa \in (0, 4]$  was proved in [Zha08], and it was proved for  $\kappa \in (4, 8)$  in [MS16c].

## 2.2 Space of Curves

A planar curve is a continuous mapping from  $[0, 1]$  to  $\mathbb{C}$  modulo reparameterization. Let  $X$  be the set of planar curves. The metric  $d$  on  $X$  is defined by

$$d(\eta_1, \eta_2) = \inf_{\varphi_1, \varphi_2} \sup_{t \in [0, 1]} |\eta_1(\varphi_1(t)) - \eta_2(\varphi_2(t))|,$$

where the inf is over increasing homeomorphisms  $\varphi_1, \varphi_2 : [0, 1] \rightarrow [0, 1]$ . The metric space  $(X, d)$  is complete and separable. A simple curve is a continuous injective mapping from  $[0, 1]$  to  $\mathbb{C}$  modulo reparameterization. Let  $X_{\text{simple}}$  be the subspace of simple curves and denote by  $X_0$  its closure. The curves in  $X_0$  may have multiple points but they do not have self-crossings.

We call  $(\Omega; x, y)$  a *Dobrushin domain* if  $\Omega$  is a non-empty simply connected proper subset of  $\mathbb{C}$  and  $x, y$  are two distinct boundary points. Denote by  $(xy)$  the open arc (resp.  $[xy]$  the closed arc) of  $\partial\Omega$  from

$x$  to  $y$  counterclockwise. Given a Dobrushin domain  $(\Omega; x, y)$ , let  $X_{\text{simple}}(\Omega; x, y)$  be the space of simple curves  $\eta$  such that

$$\eta(0) = x, \quad \eta(1) = y, \quad \eta(0, 1) \subset \Omega.$$

Denote by  $X_0(\Omega; x, y)$  the closure of  $X_{\text{simple}}(\Omega; x, y)$ .

We call  $(\Omega; x, w, y)$  a *(topological) triangle* if  $\Omega$  is a non-empty simply connected proper subset of  $\mathbb{C}$  and  $x, w, y$  are three boundary points along  $\partial\Omega$  in counterclockwise order such that  $x \neq y$ . Let  $\mathcal{T}$  be the collection of all such triangles.

We call  $(\Omega; a, b, c, d)$  a *quad* if  $\Omega$  is a non-empty simply connected proper subset of  $\mathbb{C}$  and  $a, b, c, d$  are four boundary points in counterclockwise order such that  $a \neq d$ . Given a quad  $(\Omega; a, b, c, d)$ , we denote by  $d_\Omega((ab), (cd))$  the extremal distance between  $(ab)$  and  $(cd)$  in  $\Omega$ .

Suppose  $(Q; a, b, c, d)$  is a quad. We say that a curve  $\eta$  *crosses*  $Q$  if there exists a subinterval  $[s, t]$  such that  $\eta(s, t) \subset Q$  and  $\eta[s, t]$  intersects both  $(ab)$  and  $(cd)$ . Fix a Dobrushin domain  $(\Omega; x, y)$ , for any curve  $\eta$  in  $X_0(\Omega; x, y)$ , consider a quad  $(Q; a, b, c, d)$  in  $\Omega$  such that  $(bc)$  and  $(da)$  are contained in  $\partial\Omega$ . We say that  $Q$  is *avoidable* if it does not disconnect  $x$  from  $y$  in  $\Omega$ .

**Definition 2.1.** A family  $\Sigma$  of probability measures on curves in  $X_0(\Omega; x, y)$  is said to satisfy Condition C1 if, for any  $\epsilon > 0$ , there exists a constant  $c(\epsilon) > 0$  such that for any  $\mathbb{P} \in \Sigma$ , and any avoidable quad  $(Q; a, b, c, d)$  in  $\Omega$  such that  $d_Q((ab), (cd)) \geq c(\epsilon)$ , we have

$$\mathbb{P}[\eta \text{ crosses } Q] \leq 1 - \epsilon.$$

Given a quad  $(\Omega; x^R, y^R, y^L, x^L)$ , let  $X_{\text{simple}}(\Omega; x^R, y^R, y^L, x^L)$  be the collection of pairs of simple curves  $(\eta^L; \eta^R)$  such that  $\eta^L \in X_{\text{simple}}(\Omega; x^L, y^L)$  and  $\eta^R \in X_{\text{simple}}(\Omega; x^R, y^R)$  and that  $\eta^L \cap \eta^R = \emptyset$ . The definition of  $X_0(\Omega; x^R, y^R, y^L, x^L)$  is a little bit complicate. Given a quad  $(\Omega; x^R, y^R, y^L, x^L)$  and  $\epsilon > 0$ , let  $X_0^\epsilon(\Omega; x^R, y^R, y^L, x^L)$  be the set of pairs of curves  $(\eta^L; \eta^R)$  such that

- $\eta^L \in X_0(\Omega; x^L, y^L)$  and  $\eta^R \in X_0(\Omega; x^R, y^R)$ ;
- $d_{\Omega^L}(\eta^L, (x^R y^R)) \geq \epsilon$  where  $\Omega^L$  the connected component of  $\Omega \setminus \eta^L$  with  $(x^R y^R)$  on the boundary, and  $\eta^R$  is contained in the closure of  $\Omega^L$ ;
- $d_{\Omega^R}(\eta^R, (y^L x^L)) \geq \epsilon$  where  $\Omega^R$  the connected component of  $\Omega \setminus \eta^R$  with  $(y^L x^L)$  on the boundary, and  $\eta^L$  is contained in the closure of  $\Omega^R$ .

Define the metric on  $X_0^\epsilon(\Omega; x^R, y^R, y^L, x^L)$  by

$$\mathcal{D}((\eta_1^L, \eta_1^R), (\eta_2^L, \eta_2^R)) = \max\{d(\eta_1^L, \eta_2^L), d(\eta_1^R, \eta_2^R)\}.$$

One can check  $\mathcal{D}$  is a metric and the space  $X_0^\epsilon(\Omega; x^R, y^R, y^L, x^L)$  with  $\mathcal{D}$  is complete and separable. Finally, set

$$X_0(\Omega; x^R, y^R, y^L, x^L) = \bigcup_{\epsilon > 0} X_0^\epsilon(\Omega; x^R, y^R, y^L, x^L).$$

Note that  $X_0(\Omega; x^R, y^R, y^L, x^L)$  is no longer complete.

**Definition 2.2.** A family  $\Sigma$  of probability measures on pairs of curves in  $X_0(\Omega; x^R, y^R, y^L, x^L)$  is said to satisfy Condition C1 if, for any  $\epsilon > 0$ , there exists a constant  $c(\epsilon) > 0$  such that for any  $\mathbb{P} \in \Sigma$ , the following holds. Given any avoidable quad  $(Q^R; a^R, b^R, c^R, d^R)$  for  $\eta^R$  such that  $d_{Q^R}((a^R b^R), (c^R d^R)) \geq c(\epsilon)$ , and any avoidable quad  $(Q^L; a^L, b^L, c^L, d^L)$  for  $\eta^L$  such that  $d_{Q^L}((a^L b^L), (c^L d^L)) \geq c(\epsilon)$ , we have

$$\mathbb{P}[\eta^R \text{ crosses } Q^R] \leq 1 - \epsilon, \quad \mathbb{P}[\eta^L \text{ crosses } Q^L] \leq 1 - \epsilon.$$

### 2.3 Conformal Markov Characterization of $\text{SLE}_\kappa(\rho)$

$\text{SLE}_\kappa(\rho)$  processes are variants of  $\text{SLE}_\kappa$  where one keeps track of one extra point on the boundary.  $\text{SLE}_\kappa(\rho)$  process with force point  $w \in \mathbb{R}$  is the Loewner evolution driven by  $W_t$  which is the solution to the system of integrated SDEs:

$$W_t = \sqrt{\kappa}B_t + \int_0^t \frac{\rho ds}{W_s - V_s}, \quad V_t = w + \int_0^t \frac{2ds}{V_s - W_s},$$

where  $B_t$  is one-dimensional Brownian motion. For  $\rho \in \mathbb{R}$ , the process is well-defined up to the first time that  $w$  is swallowed. When  $\rho > -2$ , the process is well-defined for all time and it is generated by continuous transient curve. Assume  $w \geq 0$ , when  $\rho \geq \kappa/2 - 2$ , the curve never hits the interval  $[w, \infty)$ ; when  $\rho < \kappa/2 - 2$ , the curve hits the interval  $[w, \infty)$  at finite time; and when  $\rho \leq \kappa/2 - 4$ , the curve accumulates at the point  $w$  almost surely. Since the process is conformal invariant, we can define  $\text{SLE}_\kappa(\rho)$  in any triangle via conformal image.

**Lemma 2.3.** *Fix  $\kappa \in (0, 8)$  and  $\rho > (-2) \vee (\kappa/2 - 4)$ . Then  $\text{SLE}_\kappa(\rho)$  satisfies Condition C1.*

*Proof.* Suppose  $\eta$  is an  $\text{SLE}_\kappa(\rho)$  in  $\mathbb{H}$  from 0 to  $\infty$  with force point  $w \in \mathbb{R}$ . Then there exists a function  $p(\delta) \rightarrow 0$  as  $\delta \rightarrow 0$  such that

$$\mathbb{P}[\eta \text{ hits } B(1, \delta)] \leq p(\delta), \quad (2.1)$$

and that  $p$  depends only on  $\kappa, \rho$  and is uniform over  $w$ , see for instance [Wu16a, Lemma 6.4].

Suppose  $(Q; a, b, c, d)$  is an avoidable quad for  $\eta$ . It is explained in [KS12, Proof of Theorem 1.10, Equation (12)] that  $\{\eta \text{ crosses } Q\}$  implies  $\{\eta \text{ hits } B(u, r)\}$  for some  $u \in \mathbb{R}, r > 0$  such that

$$\frac{r}{|u|} = \left( \frac{\exp(\pi d_Q((ab), (cd)))}{16} - 1 \right)^{-1}.$$

Combining with (2.1), we see that  $\eta$  satisfies Condition C1.  $\square$

**Lemma 2.4.** [SW05, Theorem 3]. *Fix  $\kappa > 0$  and  $\rho \in \mathbb{R}$ . Fix a triangle  $(\Omega; x, w, y)$ , let  $\eta$  be an  $\text{SLE}_\kappa(\rho)$  in  $\Omega$  from  $x$  to  $y$  with force point  $w$ . Then  $\eta$  has the same law as  $\text{SLE}_\kappa(\kappa - 6 - \rho)$  in  $\Omega$  from  $x$  to  $w$  with force point  $y$ , up to the first time that the curve disconnects  $w$  from  $y$ .*

Next, we explain the conformal Markov characterization of  $\text{SLE}_\kappa(\rho)$  derived in [MS16b]. Recall that  $\mathcal{T}$  is the collection of triangles.

**Definition 2.5.** *Suppose  $(\mathbb{P}_c, c \in \mathcal{T})$  is a family of probability measures on continuous curves from  $x$  to  $y$  in  $\Omega$ . We say that  $(\mathbb{P}_c, c \in \mathcal{T})$  satisfies Conformal Markov Property (CMP) if it satisfies the following two properties.*

- *Conformal Invariance.* Suppose that  $c = (\Omega; x, w, y), \tilde{c} = (\tilde{\Omega}; \tilde{x}, \tilde{w}, \tilde{y}) \in \mathcal{T}$ , and  $\psi : \Omega \rightarrow \tilde{\Omega}$  is the conformal map with  $\psi(x) = \tilde{x}, \psi(w) = \tilde{w}, \psi(y) = \tilde{y}$ . Then for  $\eta \sim \mathbb{P}_c$ , we have  $\psi(\eta) \sim \mathbb{P}_{\tilde{c}}$ .
- *Domain Markov Property.* Suppose  $\eta \sim \mathbb{P}_c$ , then for every  $\eta$ -stopping time  $\tau$ , the conditional law of  $(\eta|_{t \geq \tau})$  given  $\eta[0, \tau]$  is the same as  $\mathbb{P}_{c_\tau}$  where  $c_\tau = (\Omega_\tau; \eta(\tau), w_\tau, y)$ . Here  $\Omega_\tau$  is the connected component of  $\Omega \setminus \eta[0, \tau]$  with  $y$  on the boundary, and  $w_\tau = w$  if  $w$  is not swallowed by  $\eta[0, \tau]$  and  $w_\tau$  is the last point of  $\eta[0, \tau] \cap (xy)$  if  $w$  is swallowed by  $\eta[0, \tau]$ .

**Theorem 2.6.** [MS16b, Theorem 1.4]. *Suppose  $(\mathbb{P}_c, c \in \mathcal{T})$  satisfies CMP in Definition 2.5 and Condition C1, then there exist  $\kappa \in (0, 8)$  and  $\rho > (-2) \vee (\kappa/2 - 4)$  such that, for each  $c = (\Omega; x, w, y) \in \mathcal{T}$ ,  $\mathbb{P}_c$  is the law of  $\text{SLE}_\kappa(\rho)$  in  $\Omega$  from  $x$  to  $y$  with force point  $w$ .*

In [MS16b, Theorem 1.4], the authors did not require Condition C1; instead, they required the assumption that, when  $\partial\Omega$  is smooth, the Lebesgue measure of  $\eta \cap \partial\Omega$  is zero almost surely. Note that Condition C1 implies this latter assumption, and we find Condition C1 is more natural, since it is the continuum counterpart of RSW for critical lattice model.

## 2.4 SLE with multiple force points

$\text{SLE}_\kappa(\underline{\rho})$  processes are variants of  $\text{SLE}_\kappa$  where one keeps track of multiple points on the boundary. Suppose  $\underline{y} = (0 \leq y_1 < y_2 < \dots < y_n)$  and  $\underline{\rho} = (\rho_1, \dots, \rho_n)$  with  $\rho_i \in \mathbb{R}$ . An  $\text{SLE}_\kappa(\underline{\rho})$  process with force points  $\underline{y}$  is the Loewner evolution driven by  $W_t$  which is the solution to the following system of integrated SDEs:

$$W_t = \sqrt{\kappa} B_t + \sum_{i=1}^n \int_0^t \frac{\rho_i ds}{W_s - V_s^i}, \quad V_t^i = y_i + \int_0^t \frac{2ds}{V_s^i - W_s}, \quad \text{for } 1 \leq i \leq n,$$

where  $B_t$  is an one-dimensional Brownian motion. Note that the process  $V_t^i$  is the time evolution of the point  $y_i$ , and we may write  $g_t(y_i)$  for  $V_t^i$ . We define the *continuation threshold* of the  $\text{SLE}_\kappa(\underline{\rho})$  to be the infimum of the time  $t$  for which

$$\sum_{i: V_t^i = W_t} \rho_i \leq -2.$$

By [MS16a], the  $\text{SLE}_\kappa(\underline{\rho})$  process is well-defined up to the continuation threshold, and it is almost surely generated by a continuous curve up to and including the continuation threshold.

**Lemma 2.7.** [SW05]. *The process  $\text{SLE}_\kappa(\underline{\rho})$  with force points  $\underline{y}$  is the same as  $\text{SLE}_\kappa$  process weighted by the following local martingale, up to the first time that  $y_1$  is swallowed:*

$$M_t = \prod_{1 \leq i \leq n} \left( g'_t(y_i)^{\rho_i(\rho_i+4-\kappa)/(4\kappa)} (g_t(y_i) - W_t)^{\rho_i/\kappa} \right) \times \prod_{1 \leq i < j \leq n} (g_t(y_j) - g_t(y_i))^{\rho_i \rho_j / (2\kappa)}.$$

## 3 Hypergeometric SLE

In this section, we will discuss properties of hypergeometric SLE introduced in [Wu16b]. In [Wu16b], the author studied hSLE in  $\mathbb{H}$  from 0 to  $\infty$  with two marked points on the boundary. Since hSLE is conformal invariant, we can define hSLE in any quad via conformal image. In our setting, it is more convenient to work with hSLE in  $\mathbb{H}$  with two finite end points.

Fix  $\kappa \in (0, 8)$  and  $\nu \in \mathbb{R}$ , and four boundary points  $x_1 < x_2 < x_3 < x_4$ . Define  $F$  to be the hypergeometric function:

$$F(z) := {}_2F_1 \left( \frac{2\nu+4}{\kappa}, 1 - \frac{4}{\kappa}, \frac{2\nu+8}{\kappa}; z \right). \quad (3.1)$$

When  $\kappa \in (0, 8), \nu > (-4) \vee (\kappa/2 - 6)$ , we have  $F(1) \in (0, \infty)$ . In particular,  $F$  is smooth for  $z \in (-1, 1)$  and is continuous for  $z \in (-1, 1]$ . Set

$$h = \frac{6-\kappa}{2\kappa}, \quad a = \frac{\nu+2}{\kappa}, \quad b = \frac{(\nu+2)(\nu+6-\kappa)}{4\kappa}. \quad (3.2)$$

Define partition function

$$\mathcal{Z}_{\kappa, \nu}(x_1, x_2, x_3, x_4) = (x_4 - x_1)^{-2h} (x_3 - x_2)^{-2b} z^a F(z), \quad \text{where } z = \frac{(x_2 - x_1)(x_4 - x_3)}{(x_3 - x_1)(x_4 - x_2)}. \quad (3.3)$$

Since  $\mathcal{Z}_{\kappa, \nu}$  is conformal covariant under Möbius maps of  $\mathbb{H}$ , we could define partition function for any quad  $q = (\Omega; x_1, x_2, x_3, x_4)$  via conformal image:

$$\mathcal{Z}_{\kappa, \nu}(\Omega; x_1, x_2, x_3, x_4) = \varphi'(x_1)^h \varphi'(x_2)^b \varphi'(x_3)^b \varphi'(x_4)^h \mathcal{Z}_{\kappa, \nu}(\varphi(x_1), \varphi(x_2), \varphi(x_3), \varphi(x_4)), \quad (3.4)$$

where  $\varphi$  is any conformal map from  $\Omega$  onto  $\mathbb{H}$  such that  $\varphi(x_1) < \varphi(x_2) < \varphi(x_3) < \varphi(x_4)$ .

Let  $\eta$  be an hSLE $_\kappa(\nu)$  from  $x_1$  to  $x_4$  with marked points  $(x_2, x_3)$ . Then the driving function of  $\eta$  satisfies the SDEs (up to the first time that  $x_2$  is swallowed)

$$dW_t = \sqrt{\kappa} dB_t + \kappa(\partial_{x_1} \log \mathcal{Z}_{\kappa, \nu})(W_t, g_t(x_2), g_t(x_3), g_t(x_4)) dt, \quad \partial_t g_t(x_i) = \frac{2}{g_t(x_i) - W_t}, \quad \text{for } i = 2, 3, 4.$$

In particular, this implies that the law of  $\eta$  is the same as  $\text{SLE}_\kappa$  in  $\mathbb{H}$  from  $x_1$  to  $\infty$  weighted by the following local martingale:

$$M_t = g'_t(x_2)^b g'_t(x_3)^b g'_t(x_4)^h \mathcal{Z}_{\kappa, \nu}(W_t, g_t(x_2), g_t(x_3), g_t(x_4)), \quad (3.5)$$

up to the first time that  $x_2$  is swallowed. Let  $\eta$  be an  $\text{hSLE}_\kappa(\nu)$  in  $\mathbb{H}$  from  $x_1$  to  $x_4$  with marked points  $(x_2, x_3)$ . When  $\nu = -2$ , the process  $\eta$  has the law of  $\text{SLE}_\kappa$  in  $\mathbb{H}$  from  $x_1$  to  $x_4$ . When  $x_3 \rightarrow x_4$ , the process  $\eta$  converges weakly to  $\text{SLE}_\kappa(\nu + 2)$  in  $\mathbb{H}$  from  $x_1$  to  $x_4$  with force point  $x_2$ .

### 3.1 Continuity

The following result shows that  $\text{hSLE}_\kappa(\nu)$  is well-defined for all time when  $\nu > (-4) \vee (\kappa/2 - 6)$ .

**Lemma 3.1.** *[Wu16b, Theorem 1.1]. Fix  $\kappa \in (0, 8)$ ,  $\nu > (-4) \vee (\kappa/2 - 6)$  and four points  $x_1 < x_2 < x_3 < x_4$ . The  $\text{hSLE}_\kappa(\nu)$  process in  $\mathbb{H}$  from  $x_1$  to  $x_4$  with marked points  $(x_2, x_3)$  is well-defined for all time and it is generated by a continuous transient curve.*

Next, we will study the properties of  $\text{hSLE}_\kappa(\nu)$  with  $\kappa \in (0, 8)$  and  $\nu \leq (-4) \vee (\kappa/2 - 6)$ .

**Lemma 3.2.** *Fix  $\kappa \in (0, 8)$ ,  $\nu \leq (-4) \vee (\kappa/2 - 6)$ , and  $x_1 < x_2 < x_3 < x_4$ . The process  $\text{hSLE}_\kappa(\nu)$  in  $\mathbb{H}$  from  $x_1$  to  $x_4$  with marked points  $(x_2, x_3)$  is well-defined up to the first time that  $x_2$  is swallowed. Denote by  $T_2$  the swallowing time of  $x_2$ , then the process is almost surely generated by continuous curve up to and including  $T_2$ .*

*Proof.* Let  $\eta$  be the  $\text{hSLE}_\kappa(\nu)$  in  $\mathbb{H}$  from  $x_1$  to  $x_4$  with marked points  $(x_2, x_3)$ . Let  $\tilde{\eta}$  be the  $\text{SLE}_\kappa(\nu + 2, \kappa - 6 - \nu, \kappa - 6)$  in  $\mathbb{H}$  from  $x_1$  to  $\infty$  with force points  $(x_2, x_3, x_4)$ . By Lemma 2.7 and (3.5), we know that the Radon-Nikodym derivative of the law of  $\eta$  with respect to the law of  $\tilde{\eta}$  is given by

$$\begin{aligned} R_t &= \left( \frac{g_t(x_3) - W_t}{x_3 - x_1} \right)^{(\kappa-4)/\kappa} \times \left( \frac{g_t(x_4) - g_t(x_2)}{x_4 - x_2} \right)^{(\nu+2)(\kappa-4)/(2\kappa)} \\ &\quad \times \left( \frac{g_t(x_4) - g_t(x_3)}{x_4 - x_3} \right)^{(\kappa-8-\nu)(\kappa-4)/(2\kappa)} \times \frac{F(z_t)}{F(z)}, \end{aligned}$$

where  $F$  is the hypergeometric function in (3.1) and

$$z_t = \frac{(g_t(x_2) - W_t)(g_t(x_4) - g_t(x_3))}{(g_t(x_3) - W_t)(g_t(x_4) - g_t(x_2))}, \quad z = \frac{(x_2 - x_1)(x_4 - x_3)}{(x_3 - x_1)(x_4 - x_2)}.$$

Let  $T_2$  be the swallowing time of  $x_2$  and for  $n \geq 1$ , define the stopping time  $S_n$  to be the minimum between  $\inf\{t : \eta \in \partial B(0, n)\}$  and

$$\inf\{t : g_t(x_3) - W_t \leq 1/n, \text{ or } g_t(x_4) - g_t(x_2) \leq 1/n, \text{ or } g_t(x_4) - g_t(x_3) \leq 1/n\}.$$

Then  $R_t$  is bounded up to  $T_2 \wedge S_n$ , and hence  $\eta$  is absolutely continuous with respect to  $\tilde{\eta}$  up to  $T_2 \wedge S_n$ . Consider  $\tilde{\eta}$ , since  $\nu + 2 \leq (-2) \vee (\kappa/2 - 4)$ , we know that  $\tilde{\eta}$  is generated by continuous curve up to and including  $T_2$ . Therefore, the process  $\eta$  is generated by continuous curve up to and including  $T_2$ .  $\square$

### 3.2 Relation between Different $\text{hSLE}_\kappa$ 's

By conformal invariance, the  $\text{hSLE}_\kappa(\nu)$  can be defined in any quad  $(\Omega; x_1, x_2, x_3, x_4)$  via conformal image. Denote by  $\mathbb{P}_{\kappa, \nu}(\Omega; x_1, x_2, x_3, x_4)$  the law of  $\text{hSLE}_\kappa(\nu)$  in  $\Omega$  from  $x_1$  to  $x_4$  with marked points  $(x_2, x_3)$ . Proposition 3.3 derives the relation between  $\text{hSLE}$  with different  $\nu$ 's. Proposition 3.4 derives the relation between  $\text{hSLE}$  in different domains. Proposition 3.5 derives the relation between  $\text{hSLE}$  with different target points.



**Proposition 3.3.** Fix  $\kappa \in (0, 8)$ ,  $\nu \in \mathbb{R}$  and quad  $(\Omega; x_1, x_2, x_3, x_4)$ . When  $\nu \geq \kappa/2 - 4$ , we have  $\eta \cap (x_2 x_3) = \emptyset$  almost surely. When  $\nu < \kappa/2 - 4$ , we have

$$\mathbb{P}_{\kappa, \nu}(\Omega; x_1, x_2, x_3, x_4)[\eta \cap (x_2 x_3) = \emptyset] = z^{(\kappa-8-2\nu)/\kappa} \frac{\hat{F}(z)/\hat{F}(1)}{F(z)/F(1)}, \quad \text{where } z = \frac{(x_2 - x_1)(x_4 - x_3)}{(x_3 - x_1)(x_4 - x_2)}, \quad (3.6)$$

and  $F$  is defined through (3.1) and

$$\hat{F}(z) = {}_2F_1\left(\frac{2(\kappa - 6 - \nu)}{\kappa}, 1 - \frac{4}{\kappa}, \frac{2(\kappa - 4 - \nu)}{\kappa}; z\right).$$

Moreover, for  $\nu < \kappa/2 - 4$ ,

$$\mathbb{P}_{\kappa, \nu}(\Omega; x_1, x_2, x_3, x_4)[\cdot \mid \eta \cap (x_2 x_3) = \emptyset] = \mathbb{P}_{\kappa, \kappa-8-\nu}(\Omega; x_1, x_2, x_3, x_4)[\cdot].$$

In particular, the law of  $\text{SLE}_\kappa$  from  $x_1$  to  $x_4$  conditioned to avoid  $(x_2 x_3)$  is the same as  $\text{hSLE}_\kappa(\kappa - 6)$  from  $x_1$  to  $x_4$  with marked points  $(x_2, x_3)$ .

*Proof.* We may assume  $\Omega = \mathbb{H}$  and  $x_1 < x_2 < x_3 < x_4$ . Let  $\eta$  be an  $\text{hSLE}_\kappa(\nu)$  from  $x_1$  to  $x_4$  with marked points  $(x_2, x_3)$ . The fact that  $\eta \cap (x_2, x_3) = \emptyset$  when  $\nu \geq \kappa/2 - 4$  was proved in [Wu16b, Proposition 3.1].

Set  $\hat{\nu} = \kappa - 8 - \nu$  and  $\hat{a} = (\hat{\nu} + 2)/\kappa$ , and let  $\hat{\eta}$  be an  $\text{hSLE}_\kappa(\hat{\nu})$  from  $x_1$  to  $x_4$  with marked points  $(x_2, x_3)$ . The following process is a local martingale for  $\eta$ :

$$M_t = z_t^{\hat{a}-a} \hat{F}(z_t)/F(z_t), \quad \text{where } z_t = \frac{(g_t(x_2) - W_t)(g_t(x_4) - g_t(x_3))}{(g_t(x_3) - W_t)(g_t(x_4) - g_t(x_2))}.$$

Moreover, the law of  $\eta$  weighted by  $M$  is the same as  $\hat{\eta}$  up to the first time that  $x_2$  is swallowed. Since  $\hat{\nu} \geq \kappa/2 - 4$ , we know that  $\hat{\eta}$  does not hit the interval  $(x_2, x_3)$ . Thus the swallowing time of  $x_2$  coincides with the swallowing time of  $x_3$ , denoted by  $T_3$ . Therefore,  $M$  is a uniform integrable martingale for  $\eta$ . As  $t \rightarrow T_3$ , we have  $z_t \rightarrow 1$ . Thus the law of  $\hat{\eta}$  is the same as  $\eta$  weighted by  $\mathbb{1}_{\eta \cap (x_2, x_3) = \emptyset}$ . In particular, we have

$$\mathbb{P}[\eta \cap (x_2, x_3) = \emptyset] = z^{\hat{a}-a} \frac{\hat{F}(z)/\hat{F}(1)}{F(z)/F(1)},$$

which gives (3.6). □

Next, we derive the boundary perturbation property of the  $\text{hSLE}_\kappa(\nu)$ , this is a generalization of the boundary perturbation property of  $\text{SLE}_\kappa$  derived in [LSW03, Section 5]. Suppose  $\hat{\Omega} \subset \Omega$  such that  $\hat{\Omega}$  is simply connected and agrees with  $\Omega$  in a neighborhood of  $(x_1 x_4)$ . In the following proposition, we will derive the relation between  $\mathbb{P}_{\kappa, \nu}(\hat{\Omega}; x_1, x_2, x_3, x_4)$  and  $\mathbb{P}_{\kappa, \nu}(\Omega; x_1, x_2, x_3, x_4)$ . To this end, we need to introduce Brownian loop measure.

The *Brownian loop measure* is a conformally invariant measure on unrooted Brownian loops in the plane. In the present article, we will not need the precise definition of this measure, so we content ourselves with referring to the literature for the definition: see, e.g., [Law09] or [LW04, Sections 3 and 4]. Given a non-empty simply connected domain  $\Omega \subsetneq \mathbb{C}$  and two disjoint subsets  $V_1, V_2 \subset \Omega$ , we denote by  $\mu(\Omega; V_1, V_2)$  the Brownian loop measure of loops in  $\Omega$  that intersect both  $V_1$  and  $V_2$ . This quantity is conformally invariant:  $\mu(f(\Omega); f(V_1), f(V_2)) = \mu(\Omega; V_1, V_2)$  for any conformal transformation  $f: \Omega \rightarrow f(\Omega)$ . In general, the Brownian loop measure is an infinite measure. By [Law09, Corollary 4.6], we have  $0 \leq \mu(\Omega; V_1, V_2) < \infty$  when both of  $V_1, V_2$  are closed, one of them is compact,  $\text{dist}(V_1, V_2) > 0$ , and the boundary of the domain  $\Omega$  is non-polar for the Brownian motion, i.e., there is a positive chance that the Brownian motion started from any point  $z \in \mathbb{C}$  hits the set  $\partial\Omega$ .

**Proposition 3.4.** Fix  $\kappa \in (0, 4]$  and  $\nu > -4$ . Let  $(\Omega; x_1, x_2, x_3, x_4)$  be a quad such that  $\Omega$  has non-polar boundary and  $x_1, x_2, x_3, x_4$  are on analytic boundary segments. Assume that  $\hat{\Omega} \subset \Omega$  is simply connected and it agrees with  $\Omega$  in a neighborhood of the arc  $(x_1, x_4)$ . Then the  $\text{hSLE}_\kappa(\nu)$  in  $\hat{\Omega}$  is absolutely continuous with respect to  $\text{hSLE}_\kappa(\nu)$  in  $\Omega$ , and the Radon-Nikodym derivative is given by

$$\frac{d\mathbb{P}_{\kappa,\nu}(\hat{\Omega}; x_1, x_2, x_3, x_4)}{d\mathbb{P}_{\kappa,\nu}(\Omega; x_1, x_2, x_3, x_4)} = \frac{\mathcal{Z}_{\kappa,\nu}(\Omega; x_1, x_2, x_3, x_4)}{\mathcal{Z}_{\kappa,\nu}(\hat{\Omega}; x_1, x_2, x_3, x_4)} \mathbb{1}_{\{\eta \subset \hat{\Omega}\}} \exp(c\mu(\Omega; \eta, \Omega \setminus \hat{\Omega})),$$

where  $c = (3\kappa - 8)(6 - \kappa)/(2\kappa)$  and  $\mathcal{Z}_{\kappa,\nu}$  is defined through (3.3) and (3.4).

*Proof.* We may assume  $\Omega = \mathbb{H}$  and  $x_1 = 0 < x_2 < x_3 < x_4 = \infty$ . Let  $\phi$  be the conformal map from  $\hat{\Omega}$  onto  $\mathbb{H}$  such that  $\phi(0) = 0$  and  $\lim_{z \rightarrow \infty} \phi(z)/z = 1$ . Suppose  $\eta$  (resp.  $\hat{\eta}$ ) is  $\text{hSLE}_\kappa(\nu)$  in  $\mathbb{H}$  (resp. in  $\hat{\Omega}$ ) from 0 to  $\infty$  with marked points  $(x_2, x_3)$ . Let  $(g_t, t \geq 0)$  be the corresponding family of conformal maps, and  $V_t^2, V_t^3$  are the evolution of  $x_2, x_3$  respectively. Let  $T$  be the first time when  $\eta$  exits  $\hat{\Omega}$ . We will study the law of  $\tilde{\eta}(t) = \phi(\eta(t))$  for  $t < T$ . Define  $\tilde{g}_t$  to be the conformal map from  $\mathbb{H} \setminus \tilde{\eta}[0, t]$  onto  $\mathbb{H}$  normalized at  $\infty$  and let  $\varphi_t$  be the conformal map from  $\mathbb{H} \setminus g_t(K)$  onto  $\mathbb{H}$  such that  $\varphi_t \circ g_t = \tilde{g}_t \circ \phi$ . One can check that the following process is a local martingale for  $\eta$ :

$$M_t := \mathbb{1}_{\{t < T\}} \varphi'_t(W_t)^h \varphi'_t(V_t^2)^b \varphi'_t(V_t^3)^b \left( \frac{\varphi_t(V_t^3) - \varphi_t(V_t^2)}{V_t^3 - V_t^2} \right)^{-2b} \exp(c\mu(\mathbb{H}; \eta[0, t], \mathbb{H} \setminus \hat{\Omega})) \\ \times \left( \frac{\varphi_t(V_t^2) - \varphi_t(W_t)}{\varphi_t(V_t^3) - \varphi_t(W_t)} / \frac{V_t^2 - W_t}{V_t^3 - W_t} \right)^a \times F \left( \frac{\varphi_t(V_t^2) - \varphi_t(W_t)}{\varphi_t(V_t^3) - \varphi_t(W_t)} \right) / F \left( \frac{V_t^2 - W_t}{V_t^3 - W_t} \right),$$

where  $a, b, h$  are defined through (3.2) and  $F$  is defined through (3.1). Moreover, the law of  $\eta$  weighted by  $M$  is the same as  $\hat{\eta}$  up to  $t < T$ . Since  $\kappa \leq 4$ , the process  $\text{hSLE}_\kappa(\nu)$  in  $\hat{\Omega}$  never exits  $\hat{\Omega}$  and goes to  $\infty$ . Therefore,  $M$  is a uniformly integrable martingale for  $\eta$  and the law of  $\eta$  weighted by  $M_T$  is the same as  $\hat{\eta}$  where

$$M_T := \lim_{t \rightarrow T} M_t = \mathbb{1}_{\{\eta \subset \hat{\Omega}\}} \exp(c\mu(\mathbb{H}; \eta, \mathbb{H} \setminus \hat{\Omega})).$$

This completes the proof.  $\square$

**Proposition 3.5.** Fix  $\kappa \in (0, 8)$  and quad  $(\Omega; x_1, x_2, x_3, x_4)$ . Let  $\eta$  be an  $\text{hSLE}_\kappa(\kappa - 8)$  in  $\Omega$  from  $x_1$  to  $x_4$  with marked points  $(x_2, x_3)$  conditioned to hit  $[x_2, x_3]$ . Let  $\tilde{\eta}$  be an  $\text{hSLE}_\kappa$  in  $\Omega$  from  $x_1$  to  $x_2$  with marked points  $(x_4, x_3)$ . Then  $\tilde{\eta}$  has the same law as  $\eta$  up to the swallowing time of  $x_2$ .

*Proof.* We may assume  $\Omega = \mathbb{H}$  and  $x_1 < x_2 < x_3 < x_4$ . When  $\nu = \kappa - 8$ , we have

$$a = \frac{\nu + 2}{\kappa} = -2h, \quad b = \frac{(\nu + 2)(\nu + 6 - \kappa)}{4\kappa} = h.$$

Define

$$F(z) := {}_2F_1 \left( 2 - \frac{12}{\kappa}, 1 - \frac{4}{\kappa}, 2 - \frac{8}{\kappa}; z \right), \quad \tilde{F}(z) := {}_2F_1 \left( \frac{4}{\kappa}, 1 - \frac{4}{\kappa}, \frac{8}{\kappa}; z \right).$$

When  $\kappa \in (0, 8)$ , both  $F$  and  $\tilde{F}$  are bounded for  $z \in [0, 1]$ . Let  $T$  (resp.  $\tilde{T}$ ) be the swallowing time of  $x_2$  for  $\eta$  (resp. for  $\tilde{\eta}$ ). Denote  $X_{j1} = g_t(x_j) - W_t$  for  $2 \leq j \leq 4$  and  $X_{ij} = g_t(x_j) - g_t(x_i)$  for  $2 \leq i < j \leq 4$ .

The law for  $\eta$  is the same as  $\text{SLE}_\kappa$  in  $\mathbb{H}$  from  $x_1$  to  $\infty$  weighted by the following local martingale up to  $T$ :

$$M_t = g'_t(x_2)^h g'_t(x_3)^h g'_t(x_4)^h X_{41}^{-2h} X_{32}^{-2h} q_t^{-2h} F(q_t), \quad \text{where } q_t = \frac{X_{21}X_{43}}{X_{31}X_{42}}.$$

The law for  $\tilde{\eta}$  is the same as  $\text{SLE}_\kappa$  in  $\mathbb{H}$  from  $x_1$  to  $\infty$  weighted by the following local martingale up to  $\tilde{T}$ :

$$\tilde{M}_t = g'_t(x_2)^h g'_t(x_3)^h g'_t(x_4)^h X_{21}^{-2h} X_{43}^{-2h} s_t^{2/\kappa} \tilde{F}(s_t), \quad \text{where } s_t = \frac{X_{32}X_{41}}{X_{31}X_{42}}.$$

Comparing these two local martingales, we see that the law of  $\tilde{\eta}$  is the same as  $\eta$  weighted by the following local martingale up to  $T$ :

$$N_t = s_t^{(8-\kappa)/\kappa} \tilde{F}(s_t)/F(q_t).$$

As  $t \rightarrow T < \infty$ , we have  $s_t \rightarrow 1$  and  $q_t \rightarrow 0$ . Thus  $N_T = \tilde{F}(1)/F(0)\mathbb{1}_{\{T < \infty\}}$ . Therefore, the law of  $\tilde{\eta}$  is the same as  $\eta$  up to the swallowing time of  $x_2$ .  $\square$

### 3.3 Commutation Relation

In [Dub07] and [KP16, Appendix A], the authors studied local multiple SLEs and classify them according to the so-called partition functions. Following the same idea, we will define a local SLE that describes two initial segments with two extra marked points. Fix a quad  $q = (\Omega; x^R, y^R, y^L, x^L)$ . We will study a local SLE in  $\Omega$  that describes two initial segments  $\gamma_1$  and  $\gamma_4$  starting from  $x_1$  and  $x_4$  respectively, with two extra marked points  $x_2$  and  $x_3$ , up to exiting some neighborhoods  $U_1$  and  $U_4$ . The localization neighborhoods  $U_1$  and  $U_4$  are assumed to be closed subsets of  $\bar{\Omega}$  such that  $\Omega \setminus U_j$  are simply connected for  $j = 1, 4$  and that  $U_1 \cap U_4 = \emptyset$  and that  $\text{dist}(\{x_2, x_3\}, U_1 \cup U_4) > 0$ . Define

$$\mathfrak{X}_4 = \{(x_1, x_2, x_3, x_4) \in \mathbb{R}^4 : x_1 < x_2 < x_3 < x_4\}.$$

The local  $\text{SLE}_\kappa$  in  $\Omega$ , started from  $(x_1, x_4)$  and localized in  $(U_1, U_4)$  with two marked points  $(x_2, x_3)$ , is a probability measure on two curves  $(\gamma_1, \gamma_4)$  such that, for  $j \in \{1, 4\}$ , the curve  $\gamma_j : [0, 1] \rightarrow U_j$  starts at  $\gamma_j(0) = x_j$  and ends at  $\gamma_j(1) \in \partial U_j$ . The local  $\text{SLE}_\kappa$  is the indexed collection

$$P = (P_{(q; U_1, U_4)})_{q; U_1, U_4}.$$

This collection of probability measures is required to satisfy the following three properties.

- **Conformal Invariance.** Suppose that  $q = (\Omega; x^R, y^R, y^L, x^L), \tilde{q} = (\tilde{\Omega}; \tilde{x}^R, \tilde{y}^R, \tilde{y}^L, \tilde{x}^L) \in \mathcal{Q}$ , and  $\psi : \Omega \rightarrow \tilde{\Omega}$  is a conformal map with  $\psi(x^R) = \tilde{x}^R, \psi(y^R) = \tilde{y}^R, \psi(y^L) = \tilde{y}^L, \psi(x^L) = \tilde{x}^L$ . Then for  $(\gamma_1, \gamma_4) \sim P_{(q; U_1, U_4)}$ , we have  $(\psi(\gamma_1), \psi(\gamma_4)) \sim P_{(\tilde{q}; \psi(U_1), \psi(U_4))}$ .
- **Domain Markov Property.** Suppose that  $\tau_1$  is a stopping time for  $\gamma_1$  and  $\tau_4$  is a stopping time for  $\gamma_4$ . The conditional law of  $(\gamma_1|_{t \geq \tau_1}, \gamma_4|_{t \geq \tau_4})$ , given the initial segments  $\gamma_1[0, \tau_1]$  and  $\gamma_4[0, \tau_4]$ , is the same as  $P_{(\tilde{q}; \tilde{U}_1, \tilde{U}_4)}$  where  $\tilde{q} = (\tilde{\Omega}; \gamma_1(\tau_1), x_2, x_3, \gamma_4(\tau_4))$  and  $\tilde{\Omega}$  is the connected component of  $\Omega \setminus (\gamma_1[0, \tau_1] \cup \gamma_4[0, \tau_4])$  with  $(x_2, x_3)$  on the boundary, and  $\tilde{U}_j = U_j \cap \tilde{\Omega}$  for  $j \in \{1, 4\}$ .
- **Absolute Continuity of the Marginals.** There exist smooth functions  $F_j : \mathfrak{X}_4 \rightarrow \mathbb{R}$ , for  $j \in \{1, 4\}$ , such that for the domain  $\Omega = \mathbb{H}$ , boundary points  $x_1 < x_2 < x_3 < x_4$ , and localization neighborhoods  $U_1$  and  $U_4$ , the marginal law of  $\gamma_j$  under  $P_{(\mathbb{H}; x_1, x_2, x_3, x_4; U_1, U_4)}$  is the Loewner chain driven by the solution to the following SDEs:

$$\begin{aligned} \text{for } \gamma_1 : \quad dW_t &= \sqrt{\kappa} dB_t + F_1(W_t, V_t^2, V_t^3, V_t^4)dt, \quad dV_t^i = \frac{2dt}{V_t^i - W_t}, \quad \text{for } i = 2, 3, 4; \\ \text{for } \gamma_4 : \quad d\tilde{W}_t &= \sqrt{\kappa} d\tilde{B}_t + F_4(\tilde{V}_t^1, \tilde{V}_t^2, \tilde{V}_t^3, \tilde{W}_t)dt, \quad d\tilde{V}_t^i = \frac{2dt}{\tilde{V}_t^i - \tilde{W}_t}, \quad \text{for } i = 1, 2, 3; \end{aligned} \tag{3.7}$$

where  $W_0 = x_1, V_0^2 = x_2, V_0^3 = x_3$  and  $V_0^4 = x_4$  and  $\tilde{W}_0 = x_4, \tilde{V}_0^1 = x_1, \tilde{V}_0^2 = x_2, \tilde{V}_0^3 = x_3$ .

**Lemma 3.6.** *Suppose both  $(U_1, U_4)$  and  $(V_1, V_4)$  are localization neighborhoods for quad  $q = (\Omega; x_1, x_2, x_3, x_4)$  and that  $V_j \subset U_j$  for  $j \in \{1, 4\}$ . Suppose  $(\gamma_1, \gamma_4) \sim P_{(q; U_1, U_4)}$  and let  $\tau_j$  be  $\gamma_j$ 's first time to exit  $V_j$  for  $j \in \{1, 4\}$ . Then  $(\gamma_1|_{[0, \tau_1]}, \gamma_4|_{[0, \tau_4]}) \sim P_{(q; V_1, V_4)}$ .*

*Proof.* It is clear that the restriction measures also satisfy all the required three properties.  $\square$

It turns out that the existence of local SLE with two extra points is related to positive functions which satisfy a certain PDE system and conformal covariance:  $h = (6 - \kappa)/(2\kappa)$  and  $b$  is a constant parameter,

- PDE system:

$$\begin{aligned} \frac{\kappa}{2} \partial_{x_1}^2 \mathcal{Z} + \sum_{2 \leq i \leq 4} \frac{2\partial_{x_i} \mathcal{Z}}{x_i - x_1} + \left( \frac{-2h}{(x_4 - x_1)^2} + \frac{-2b}{(x_2 - x_1)^2} + \frac{-2b}{(x_3 - x_1)^2} \right) \mathcal{Z} &= 0, \\ \frac{\kappa}{2} \partial_{x_4}^2 \mathcal{Z} + \sum_{1 \leq i \leq 3} \frac{2\partial_{x_i} \mathcal{Z}}{x_i - x_4} + \left( \frac{-2h}{(x_1 - x_4)^2} + \frac{-2b}{(x_2 - x_4)^2} + \frac{-2b}{(x_3 - x_4)^2} \right) \mathcal{Z} &= 0, \end{aligned} \quad (3.8)$$

- Conformal Covariance (COV): for all Möbius maps  $\varphi$  of  $\mathbb{H}$  such that  $\varphi(x_1) < \varphi(x_2) < \varphi(x_3) < \varphi(x_4)$ ,

$$\mathcal{Z}(x_1, x_2, x_3, x_4) = \varphi'(x_1)^h \varphi'(x_2)^b \varphi'(x_3)^b \varphi'(x_4)^h \times \mathcal{Z}(\varphi(x_1), \varphi(x_2), \varphi(x_3), \varphi(x_4)). \quad (3.9)$$

**Proposition 3.7.** *We have the following correspondence between local SLE with two extra marked points and positive solutions to PDE (3.8) and COV (3.9).*

- (a) *Suppose  $\mathcal{Z} : \mathfrak{X}_4 \rightarrow \mathbb{R}$  is a positive solution to PDE (3.8) and COV (3.9). Then there exists a local  $\text{SLE}_\kappa$  with two extra marked points such that the drift terms in (3.7) are given by  $F_1 = \kappa \partial_{x_1} \log \mathcal{Z}$  and  $F_4 = \kappa \partial_{x_4} \log \mathcal{Z}$ .*
- (b) *Suppose there exists a local  $\text{SLE}_\kappa$  with two extra marked points. Then there exists a positive solution  $\mathcal{Z} : \mathfrak{X}_4 \rightarrow \mathbb{R}$  to PDE (3.8) and COV (3.9) such that the drift terms in (3.7) are given by  $F_1 = \kappa \partial_{x_1} \log \mathcal{Z}$  and  $F_4 = \kappa \partial_{x_4} \log \mathcal{Z}$ .*

*Proof of Proposition 3.7—Part (a).* There are two ways to sample  $\gamma_1$  and  $\gamma_4$ : Method 1—sample  $\gamma_1$  first, and Method 2—sample  $\gamma_4$  first.

*Method 1.* Since  $\mathcal{Z}$  satisfies PDE (3.8), the following process is a local martingale with respect to the law of  $\text{SLE}_\kappa$  in  $\mathbb{H}$  from  $x_1$  to  $\infty$ :

$$M_t^{(1)} = g'_t(x_2)^b g'_t(x_3)^b g'_t(x_4)^h \mathcal{Z}(W_t, g_t(x_2), g_t(x_3), g_t(x_4)).$$

We sample  $\gamma_1$  according to the law of  $\text{SLE}_\kappa$  in  $\mathbb{H}$  from  $x_1$  to  $\infty$  weighted by the local martingale  $M_t^{(1)}$ , up to the first time  $\sigma_1$  that the process exits  $U_1$ . Let  $G = g_{\sigma_1}$  and denote by

$$\tilde{x}_1 = G(\gamma_1(\sigma_1)), \quad \tilde{x}_2 = G(x_2), \quad \tilde{x}_3 = G(x_3), \quad \tilde{x}_4 = G(x_4).$$

Since  $\mathcal{Z}$  satisfies PDE (3.8), the following process is a local martingale with respect to the law of  $\text{SLE}_\kappa$  in  $\mathbb{H}$  from  $x_4$  to  $\infty$ :

$$\tilde{M}_s^{(4)} = \tilde{g}'_s(\tilde{x}_1)^h \tilde{g}'_s(\tilde{x}_2)^b \tilde{g}'_s(\tilde{x}_3)^b \mathcal{Z}(\tilde{g}_s(\tilde{x}_1), \tilde{g}_s(\tilde{x}_2), \tilde{g}_s(\tilde{x}_3), \tilde{W}_s).$$

We sample  $\tilde{\gamma}_4$  according to the the law of  $\text{SLE}_\kappa$  in  $\mathbb{H}$  from  $\tilde{x}_4$  to  $\infty$  weighted by the local martingale  $\tilde{M}_s^{(4)}$ , up to the first time  $\tilde{\sigma}_4$  that the process exits  $G(U_4)$ . Finally, set  $\gamma_4 = G^{-1}(\tilde{\gamma}_4)$ .

*Method 2.* This is defined in the same way as in Method 1 except we switch the roles of  $\gamma_1$  and  $\gamma_4$ .

According to the local commutation relation in [Dub07, Theorem 7.1], these two methods give the same law on pairs  $(\gamma_1, \gamma_4)$ . The probability measure defined by the sampling procedure clearly satisfies Domain Markov Property and Absolute Continuity of the Marginals. By COV (3.9), we could define the law on  $(\gamma_1, \gamma_4)$  in any simple connected domain via conformal image. This implies Conformal Invariance.  $\square$

*Proposition 3.7—Part (b).* Since the local SLE with extra two points is conformal invariant, we could assume  $x_2 = \infty, x_3 = 0, x_4 = x, x_1 = y$  for  $0 < x < y$ . By [Dub07, Theorem 7.1], the existence of local  $\text{SLE}_\kappa$  in neighborhoods of  $x$  and  $y$  with two extra marked points 0 and  $\infty$  implies that there exists a positive function  $\psi : \mathfrak{X}_2 \rightarrow \mathbb{R}$  that solves the following PDE system:

$$\begin{aligned} \frac{\kappa}{2} \partial_x^2 \psi + \frac{2}{x} \partial_x \psi + \left( \frac{2}{x} + \frac{2}{y-x} \right) \partial_y \psi + \left( \frac{-2h}{(y-x)^2} + \frac{-\mu}{x^2} \right) \psi &= 0, \\ \frac{\kappa}{2} \partial_y^2 \psi + \frac{2}{y} \partial_y \psi + \left( \frac{2}{y} + \frac{2}{x-y} \right) \partial_x \psi + \left( \frac{-2h}{(x-y)^2} + \frac{-\mu}{y^2} \right) \psi &= 0, \end{aligned}$$

where  $\mu$  is a constant parameter. Moreover, the marginal laws of  $\gamma_1, \gamma_4$  is the Loewner chain driven by the solution to the following SDEs:

$$\begin{aligned} \text{for } \gamma_1 : dW_t &= \sqrt{\kappa} dB_t + \kappa(\partial_y \log \psi)(V_t^4 - V_t^3, W_t - V_t^3) dt, \quad dV_t^i = \frac{2dt}{V_t^i - W_t}, \quad i = 3, 4; \\ \text{for } \gamma_4 : d\tilde{W}_t &= \sqrt{\kappa} dB_t + \kappa(\partial_x \log \psi)(\tilde{W}_t - \tilde{V}_t^3, \tilde{V}_t^1 - \tilde{V}_t^3) dt, \quad d\tilde{V}_t^i = \frac{2dt}{\tilde{V}_t^i - \tilde{W}_t}, \quad i = 1, 3. \end{aligned}$$

By the argument in [Gra07, Sections 4 and 5], we see that  $\psi$  needs to satisfy the following conformal covariance: for any Möbius maps  $\varphi$  of  $\mathbb{H}$  with  $\varphi(x) < \varphi(y)$ ,

$$\psi(x, y) = \varphi'(x)^h \varphi'(y)^h \psi(\varphi(x), \varphi(y)).$$

We write  $\phi(x, y) = (y-x)^{2h} \psi(x, y)$ . Then  $\phi$  satisfies the following PDE system:

$$\begin{aligned} \frac{\kappa}{2} \partial_x^2 \phi + \left( \frac{2}{x} + \frac{6-\kappa}{y-x} \right) \partial_x \phi + \left( \frac{2}{x} + \frac{2}{y-x} \right) \partial_y \phi + \frac{-\mu}{x^2} \phi &= 0, \\ \frac{\kappa}{2} \partial_y^2 \phi + \left( \frac{2}{y} + \frac{6-\kappa}{x-y} \right) \partial_y \phi + \left( \frac{2}{y} + \frac{2}{x-y} \right) \partial_x \phi + \frac{-\mu}{y^2} \phi &= 0. \end{aligned}$$

Moreover,  $\phi$  is conformal invariant: for any Möbius maps  $\varphi$  of  $\mathbb{H}$  with  $\varphi(x) < \varphi(y)$ , we have  $\phi(x, y) = \phi(\varphi(x), \varphi(y))$ . Since  $\phi$  is conformal invariant, it only depends on the ratio  $x/y \in (0, 1)$ . Thus we may write  $\phi(x, y) = f(x/y)$ . Then  $f$  satisfies the following ODE:

$$\frac{\kappa}{2} z^2 f''(z) + \frac{z(2 + (2-\kappa)z)}{1-z} f'(z) - \mu f(z) = 0. \quad (3.10)$$

Define, for  $x_1 < x_2 < x_3 < x_4$ ,

$$\mathcal{Z}(x_1, x_2, x_3, x_4) := (x_4 - x_1)^{-2h} (x_3 - x_2)^{-\mu} f(z), \quad \text{where } z = \frac{(x_2 - x_1)(x_4 - x_3)}{(x_3 - x_1)(x_4 - x_2)}.$$

Since  $f$  satisfies ODE (3.10) and is conformal invariant, we could check that  $\mathcal{Z}$  satisfies PDE (3.8) and COV (3.9) with  $b = \mu/2$ .  $\square$

**Corollary 3.8.** *For any  $\kappa \in (0, 8)$  and  $\nu \in \mathbb{R}$ , there exists a local  $\text{SLE}_\kappa$  with two extra marked points such that the drift term in (3.7) are give by  $F_1 = \kappa \partial_{x_1} \log \mathcal{Z}_{\kappa, \nu}$  and  $F_4 = \kappa \partial_{x_4} \log \mathcal{Z}_{\kappa, \nu}$  where  $\mathcal{Z}_{\kappa, \nu}$  is defined in (3.3). In particular, the marginal law of  $\gamma_1$  is  $\text{hSLE}_\kappa(\nu)$  in  $\mathbb{H}$  from  $x_1$  to  $x_4$  with marked points  $(x_2, x_3)$  stopped at the first exiting time of  $U_1$ , and the marginal law of  $\gamma_4$  is  $\text{hSLE}_\kappa(\nu)$  in  $\mathbb{H}$  from  $x_4$  to  $x_1$  with marked points  $(x_3, x_2)$  stopped at the first exiting time of  $U_4$ .*

*Proof.* The function  $\mathcal{Z}_{\kappa, \nu}$  defined in (3.3) satisfies PDE (3.8) and COV (3.9) for

$$b = (\nu + 2)(\nu + 6 - \kappa)/(4\kappa).$$

Combining with Proposition 3.7, Part (a), we obtain the conclusion.  $\square$

## 4 Conformal Markov Characterization of SLE pairs

To prove Theorem 1.3, we will first study a simpler case—degenerate quads—in Section 4.1 as a warm-up, and then prove Theorem 1.3 in Section 4.2. We will show Corollary 1.5 in Section 4.4.

For convenience, we introduce some notations. Fix a quad  $q = (\Omega; x^R, y^R, y^L, x^L)$ , consider disjoint continuous simple curves  $(\eta^L; \eta^R) \in X_0(\Omega; x^R, y^R, y^L, x^L)$ . Let  $T^R$  be the first time that  $\eta^R$  hits the closed arc  $[y^R y^L]$ , and denote by  $w^R$  the point  $\eta^R(T^R)$ , and by  $\Omega^R$  the connected component of  $\Omega \setminus \eta^R[0, T^R]$  with  $(y^L x^L)$  on the boundary. Note that  $T^R, w^R, \Omega^R$  are measurable with respect to  $\eta^R$ . Let  $T^L$  be the first time that  $\eta^L$  hits the closed arc  $[y^R y^L]$ , and denote by  $w^L$  the point  $\eta^L(T^L)$ , and by  $\Omega^L$  the connected component of  $\Omega \setminus \eta^L[0, T^L]$  with  $(x^R y^R)$  on the boundary. See Figure 4.1.

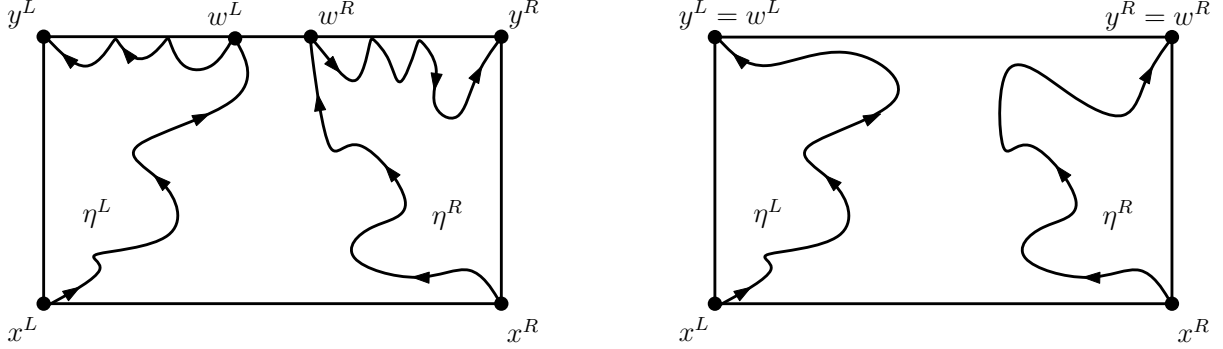


Figure 4.1: Let  $T^R$  be the first time that  $\eta^R$  hits the closed arc  $[y^R y^L]$ , and denote by  $w^R$  the point  $\eta^R(T^R)$ , and by  $\Omega^R$  the connected component of  $\Omega \setminus \eta^R[0, T^R]$  with  $(y^L x^L)$  on the boundary. Note that  $T^R, w^R, \Omega^R$  are measurable with respect to  $\eta^R$ . We define  $T^L, w^L, \Omega^L$  for  $\eta^L$  similarly.

### 4.1 Degenerate Quads

In this section, we will study pairs of curves in Theorem 1.3 for degenerate quads:  $y^L = y^R$ . Given a triangle  $c = (\Omega; x^L, x^R, y) \in \mathcal{T}$ , let  $X_0^2(\Omega; x^L, x^R, y)$  be the set of pairs of disjoint simple curves  $(\eta^L; \eta^R)$  such that

$$\eta^L \in X_0(\Omega; x^L, y), \quad \eta^L \cap [x^R y] = \{y\}; \quad \eta^R \in X_0(\Omega; x^R, y), \quad \eta^R \cap [y x^L] = \{y\}.$$

Suppose  $(\mathbb{P}_c, c \in \mathcal{T})$  is a family of probability measures on  $(\eta^L; \eta^R) \in X_0^2(\Omega; x^L, x^R, y)$ . We say that  $(\mathbb{P}_c, c \in \mathcal{T})$  satisfies *Conformal Markov Property (CMP)* if it satisfies the following two properties.

- **Conformal Invariance.** Suppose that  $c = (\Omega; x^L, x^R, y), \tilde{c} = (\tilde{\Omega}; \tilde{x}^L, \tilde{x}^R, \tilde{y}) \in \mathcal{T}$ , and  $\psi : \Omega \rightarrow \tilde{\Omega}$  is the conformal map with  $\psi(x^L) = \tilde{x}^L, \psi(x^R) = \tilde{x}^R, \psi(y) = \tilde{y}$ . Then for  $(\eta^L; \eta^R) \sim \mathbb{P}_c$ , we have  $(\psi(\eta^L); \psi(\eta^R)) \sim \mathbb{P}_{\tilde{c}}$ .
- **Domain Markov Property.** Suppose  $(\eta^L; \eta^R) \sim \mathbb{P}_c$ , then for every  $\eta^L$ -stopping time  $\tau^L$  and  $\eta^R$ -stopping time  $\tau^R$ , the conditional law of  $(\eta^L|_{t \geq \tau^L}; \eta^R|_{t \geq \tau^R})$  given  $\eta^L[0, \tau^L]$  and  $\eta^R[0, \tau^R]$  is the same as  $\mathbb{P}_{c_{\tau^L, \tau^R}}$  where

$$c_{\tau^L, \tau^R} = (\Omega \setminus (\eta^L[0, \tau^L] \cup \eta^R[0, \tau^R]); \eta^L(\tau^L), \eta^R(\tau^R), y).$$

We say that  $(\mathbb{P}_c, c \in \mathcal{T})$  satisfies *Symmetry* if for all  $c = (\Omega; x^L, x^R, y) \in \mathcal{T}$  the following is true. Suppose  $(\eta^L; \eta^R) \sim \mathbb{P}_c$ , and  $\psi : \Omega \rightarrow \Omega$  is an anti-conformal map which swaps  $x^L$  and  $x^R$ , and fixes  $y$ , then  $(\psi(\eta^R); \psi(\eta^L)) \sim \mathbb{P}_c$ .

**Proposition 4.1.** *Suppose  $(\mathbb{P}_c, c \in \mathcal{T})$  satisfies CMP and Symmetry described in this section, then there exists  $\kappa \in (0, 4]$  such that, for  $c = (\Omega; x^L, x^R, y) \in \mathcal{T}$ ,  $\mathbb{P}_c$  is the unique probability measure on  $(\eta^L; \eta^R) \in X_0^2(\Omega; x^L, x^R, y)$  such that the conditional law of  $\eta^L$  given  $\eta^R$  is  $\text{SLE}_\kappa$  and the conditional law of  $\eta^R$  given  $\eta^L$  is  $\text{SLE}_\kappa$ . In particular, the law of  $\eta^L$  is  $\text{SLE}_\kappa(2)$  in  $\Omega$  from  $x^L$  to  $y$  with force point  $x^R$ .*

Note that, in this proposition, we do not need to assume Condition C1, since we work in the space of the curves that do not touch the boundary except at the end points.

**Lemma 4.2.** [Wu16b, Lemma 4.5 and Remark 4.6]. Fix  $\kappa \in (0, 4]$ ,  $\rho^L > -2$ ,  $\rho^R > -2$  and a triangle  $c = (\Omega; x^L, x^R, y)$ . There exists a unique probability measure on  $(\eta^L; \eta^R) \in X_0^2(\Omega; x^L, x^R, y)$  such that the conditional law of  $\eta^R$  given  $\eta^L$  is  $\text{SLE}_\kappa(\rho^R)$  with force point  $x_+^R$  and the conditional law of  $\eta^L$  given  $\eta^R$  is  $\text{SLE}_\kappa(\rho^L)$  with force point  $x_-^L$ . The marginal law of  $\eta^R$  is  $\text{SLE}_\kappa(\rho^L + 2; \rho^R)$  with force points  $(x_-^L; x_+^R)$  and the marginal law of  $\eta^L$  is  $\text{SLE}_\kappa(\rho^L; \rho^R + 2)$  with force points  $(x_-^L; x^R)$ .

*Proof of Proposition 4.1.* Suppose  $(\eta^L; \eta^R) \sim \mathbb{P}_c$  satisfying CMP, then the conditional law of  $\eta^L$  given  $\eta^R$  satisfies the conformal invariance and domain Markov property, this is the property that characterizes ordinary SLE [Sch00]. Thus, there exists  $\kappa \in (0, 4]$  such that the conditional law of  $\eta^L$  given  $\eta^R$  is  $\text{SLE}_\kappa$ . Similarly, there exists  $\tilde{\kappa} \in (0, 4]$  such that the conditional law of  $\eta^R$  given  $\eta^L$  is  $\text{SLE}_{\tilde{\kappa}}$ . By Symmetry, we have  $\tilde{\kappa} = \kappa$ . By Lemma 4.2, there is a unique probability measure on  $(\eta^L; \eta^R) \in X_0^2(\Omega; x^L, x^R, y)$  with such property. Moreover, the law of  $\eta^L$  is  $\text{SLE}_\kappa(2)$ .  $\square$

## 4.2 Proof of Theorem 1.3

In Definition 1.1, there is an ambiguity in the definition of Domain Markov Property: we need to specify what happens when  $\eta^R[0, \tau^R]$  disconnects  $y^R$  from  $y^L$  (or  $\eta^L[0, \tau^L]$  disconnects  $y^L$  from  $y^R$ ). In this case, we think the CMP in Definition 1.1 becomes the CMP for  $\eta^L|_{t \geq \tau^L}$  in Definition 2.5. In fact, this is the key point in showing the characterization part in Theorem 1.3.

*Proof of Theorem 1.3.* Suppose  $(\eta^L; \eta^R) \sim \mathbb{P}_q$  with  $q = (\Omega; x^R, y^R, y^L, x^L)$ , and assume the same notations as in Figure 4.1. Since  $(\eta^L; \eta^R)$  satisfies CMP, we know that the conditional law of  $\eta^L$  given  $\eta^R$  satisfies CMP in Definition 2.5. By Theorem 2.6, we know that the conditional law of  $\eta^L$  given  $\eta^R$  is  $\text{SLE}_\kappa(\rho)$  with force point  $w^R$  for some  $\kappa$  and  $\rho$ . Since we require the curves to be simple, we know that  $\kappa \in (0, 4]$  and  $\rho > -2$ . Similarly, the conditional law of  $\eta^R$  given  $\eta^L$  is  $\text{SLE}_{\tilde{\kappa}}(\tilde{\rho})$  for some  $\tilde{\kappa} \in (0, 4]$  and  $\tilde{\rho} > -2$ . By Symmetry in Definition 1.2, we know that  $\tilde{\kappa} = \kappa$  and  $\tilde{\rho} = \rho$ . For  $\kappa \in (0, 4]$  and  $\rho > -2$ , we denote by  $\mathbb{Q}_q(\kappa; \rho)$  the probability measure on  $(\eta^L; \eta^R) \in X_0(\Omega; x^R, y^R, y^L, x^L)$  such that the conditional law of  $\eta^L$  given  $\eta^R$  is  $\text{SLE}_\kappa(\rho)$  with force point  $w^R$  and the condition law of  $\eta^R$  given  $\eta^L$  is  $\text{SLE}_\kappa(\rho)$  with force point  $w^L$ . We will show the existence and the uniqueness of  $\mathbb{Q}_q(\kappa, \rho)$  in Proposition 4.3. The above argument then implies that  $\mathbb{P}_q = \mathbb{Q}_q(\kappa, \rho)$  for some  $\kappa \in (0, 4]$  and  $\rho > -2$ .

Next, we show that the pair  $(\eta^L; \eta^R) \sim \mathbb{Q}_q(\kappa, \rho)$  satisfies CMP. For every  $\eta^L$ -stopping time  $\tau^L$  and every  $\eta^R$ -stopping time  $\tau^R$ , consider the conditional law of  $(\eta^L|_{t \geq \tau^L}; \eta^R|_{t \geq \tau^R})$  given  $\eta^L[0, \tau^L]$  and  $\eta^R[0, \tau^R]$ , it is clear that the conditional law of  $\eta^R|_{t \geq \tau^R}$  given  $\eta^L|_{t \geq \tau^L}$  is  $\text{SLE}_\kappa(\rho)$  and the conditional law of  $\eta^L|_{t \geq \tau^L}$  given  $\eta^R|_{t \geq \tau^R}$  is  $\text{SLE}_\kappa(\rho)$ . Therefore, the pair  $(\eta^L; \eta^R)$  satisfies CMP.

Finally, we show that the pair  $(\eta^L; \eta^R) \sim \mathbb{Q}_q(\kappa, \rho)$  satisfies Condition C1. We only need to show that  $\eta^L$  satisfies Condition C1. Suppose  $(Q; a, b, c, d)$  is an avoidable quad for  $\eta^L$ . By the comparison principle of extremal distance (see [Ahl10, Section 4-3]), we know that

$$d_{Q \setminus \eta^R}((ab), (cd)) \geq d_Q((ab), (cd)).$$

Note that the conditional law of  $\eta^L$  given  $\eta^R$  is  $\text{SLE}_\kappa(\rho)$  and  $\text{SLE}_\kappa(\rho)$  satisfies Condition C1 by Lemma 2.3, combining with the above inequality, we see that  $\eta^L$  satisfies Condition C1.  $\square$

**Proposition 4.3.** Assume the same notations as in Figure 4.1. For  $\kappa \in (0, 4]$  and  $\rho > -2$  and quad  $q = (\Omega; x^R, y^R, y^L, x^L)$ , there exists a unique probability measure, denoted by  $\mathbb{Q}_q(\kappa, \rho)$ , on disjoint continuous simple curves  $(\eta^L; \eta^R) \in X_0(\Omega; x^R, y^R, y^L, x^L)$  such that the conditional law of  $\eta^R$  given  $\eta^L$  is  $\text{SLE}_\kappa(\rho)$  in  $\Omega^L$  from  $x^R$  to  $y^R$  with force point  $w^L$ ; and that the conditional law of  $\eta^L$  given  $\eta^R$  is  $\text{SLE}_\kappa(\rho)$  in  $\Omega^R$  from  $x^L$  to  $y^L$  with force point  $w^R$ . In particular, the marginal of  $\eta^R$  under  $\mathbb{Q}_q(\kappa, \rho)$  stopped at the first hitting time of  $[y^R y^L]$  is the same as  $\text{hSLE}_\kappa(\kappa - 8 - \rho)$  in  $\Omega$  from  $x^R$  to  $x^L$  with marked points  $(y^R, y^L)$  conditioned to hit  $[y^R y^L]$ , stopped at the swallowing time of  $y^R$ .

*Proof of Proposition 4.3, Existence.* Note that, given  $\eta^L[0, T^L]$ , the conditional law of the remaining part of  $\eta^L$  is  $\text{SLE}_\kappa(\rho)$  from  $w^L$  to  $y^L$  with force point  $w^L$ ; given  $\eta^R[0, T^R]$ , the conditional law of the remaining part of  $\eta^R$  is  $\text{SLE}_\kappa(\rho)$  from  $w^R$  to  $y^R$  with force point  $w^R$ . Thus, to show the existence of  $\mathbb{Q}_q(\kappa, \rho)$ , it is sufficient to show the existence of the pair  $(\eta^L|_{[0, T^L]}; \eta^R|_{[0, T^R]})$ .

Set  $\nu := \kappa - 8 - \rho < \kappa/2 - 4$ . Let  $\eta^R$  be  $\text{hSLE}_\kappa(\nu)$  in  $\Omega$  from  $x^R$  to  $x^L$  with marked points  $(y^R, y^L)$  conditioned to hit  $(y^R y^L)$  (since  $\nu < \kappa/2 - 4$ , this event has positive chance). For  $\epsilon > 0$ , let  $T_\epsilon^R$  be the first time that  $\eta^R$  hits the  $\epsilon$ -neighborhood of  $(y^R y^L)$ . Given  $\eta^R[0, T_\epsilon^R]$ , let  $\eta^L$  be  $\text{hSLE}_\kappa(\nu)$  in  $\Omega \setminus \eta^R[0, T_\epsilon^R]$  from  $x^L$  to  $\eta^R(T_\epsilon^R)$  with marked points  $(y^L, y^R)$  conditioned to hit  $(y^R y^L)$ . Let  $T_\epsilon^L$  be the first time that  $\eta^L$  hits the  $\epsilon$ -neighborhood of  $(y^R y^L)$ . Here we obtain a pair of continuous simple curves  $(\eta^L|_{[0, T_\epsilon^L]}; \eta^R|_{[0, T_\epsilon^R]})$ . We could also sample the pair by first sampling  $\eta^R$  and then sampling  $\eta^L$  conditional on  $\eta^R$ . Corollary 3.8 guarantees that the law on the pair  $(\eta^L|_{[0, T_\epsilon^L]}; \eta^R|_{[0, T_\epsilon^R]})$  does not depend on the sampling order. In order to apply Corollary 3.8, it is important that  $\kappa \leq 4$  and the curves do not hit each other almost surely. In this case, we could exhaust all dyadic localization neighborhoods, combining with Lemma 3.6, we could conclude that the law on the pair  $(\eta^L|_{[0, T_\epsilon^L]}; \eta^R|_{[0, T_\epsilon^R]})$  does not depend on the sampling order. This is true for all  $\epsilon > 0$ .

Let  $\epsilon \rightarrow 0$ , combining with the continuity of  $\text{hSLE}_\kappa(\nu)$  up to and including the first hitting time of  $[y^R y^L]$  in Lemmas 3.1 and 3.2, we could conclude that the law on the pair  $(\eta^L|_{[0, T^L]}; \eta^R|_{[0, T^R]})$  does not depend on the sampling order. Consider the pair  $(\eta^L|_{[0, T^L]}; \eta^R|_{[0, T^R]})$ , we see that the conditional law of  $\eta^L$  given  $\eta^R[0, T^R]$  is  $\text{SLE}_\kappa(\nu + 2)$  in  $\Omega^R$  from  $x^L$  to  $w^R$  with force point  $y^L$  up to the first hitting time of  $(y^R y^L)$ . By Lemma 2.4, we know that the conditional law of  $\eta^L$  given  $\eta^R[0, T^R]$  is  $\text{SLE}_\kappa(\rho)$  in  $\Omega^R$  from  $x^L$  to  $y^L$  with force point  $w^R$  up to the first hitting time of  $(y^R y^L)$ . Similarly, the conditional law of  $\eta^R$  given  $\eta^L[0, T^L]$  is  $\text{SLE}_\kappa(\rho)$  in  $\Omega^L$  from  $x^R$  to  $y^R$  with force point  $w^L$  up to the first hitting time of  $(y^R y^L)$ . This implies the existence of  $\mathbb{Q}_q(\kappa, \rho)$ .  $\square$

*Proof of Proposition 4.3, Uniqueness.* The uniqueness part could be proved similarly as the proof of [MS16b, Theorem 4.1]. The setting is slightly different from ours and the same proof works. We will briefly summarize the proof and point out the different places. We construct a Markov chain on configurations in  $X_0(\Omega; x^R, y^R, y^L, x^L)$ : one transitions from one configuration  $(\eta^L; \eta^R)$  by picking  $i \in \{L, R\}$  uniformly and then resampling  $\eta^i$  according to the conditional law given the other one. The uniqueness of  $\mathbb{Q}_q(\kappa, \rho)$  will follow from the uniqueness of the stationary measure of this Markov chain. The  $\epsilon$ -Markov chain is defined similarly except in each step we resample the paths conditioned on them staying in  $X_0^\epsilon(\Omega; x^R, y^R, y^L, x^L)$ . Denote by  $P_\epsilon$  the transition kernel for the  $\epsilon$ -Markov chain. It suffices to show that there is a unique stationary distribution for the  $\epsilon$ -Markov chain. Sending  $\epsilon \rightarrow 0$  implies that the original chain has a unique stationary distribution.

It is proved in [MS16b] that the transition kernel for  $\epsilon$ -Markov chain is continuous. In this part, the requirements are that the conditional law— $\text{SLE}_\kappa(\rho)$ —can be sampled as flow lines of GFF, and that the two curves do not hit each other almost surely. The conditional law is  $\text{SLE}_\kappa(\rho)$  with force point  $w^L \in (y^R y^L)$  or  $w^R \in (y^R y^L)$ , thus the two curves do not hit for all  $\rho > -2$  as long as  $\kappa \leq 4$ . So our setting satisfies the two requirements. Let  $\mu$  be any stationary distribution of the Markov chain, and let  $\mu_\epsilon$  be  $\mu$  conditioned on  $X_0^\epsilon(\Omega; x^R, y^R, y^L, x^L)$ , then  $\mu_\epsilon$  is stationary for the  $\epsilon$ -Markov chain. Let  $\mathcal{S}_\epsilon$  be the set of all such stationary probability measures. Then  $\mathcal{S}_\epsilon$  is convex and compact by the continuity of the transition kernel of the  $\epsilon$ -Markov chain. By Choquet's Theorem, the measure  $\mu_\epsilon$  can be uniquely expressed as a superposition of extremal elements of  $\mathcal{S}_\epsilon$ . To show that  $\mathcal{S}_\epsilon$  consists of a single element, it suffices to show that there is only one extremal in  $\mathcal{S}_\epsilon$ . Suppose that  $\nu, \tilde{\nu}$  are two extremal elements in  $\mathcal{S}_\epsilon$ . By Lebesgue decomposition theorem, one can uniquely write  $\nu = \nu_0 + \nu_1$  such that  $\nu_0$  is absolutely continuous and  $\nu_1$  is singular with respect to  $\tilde{\nu}$ . If  $\nu_0$  and  $\nu_1$  are both nonzero, since  $\nu = \nu_0 P_\epsilon + \nu_1 P_\epsilon$ , by the uniqueness of the Lebesgue decomposition, we see that  $\nu_0$  and  $\nu_1$  are both stationary and thus can be normalized as stationary distributions for the  $\epsilon$ -Markov chain. This contradicts that  $\nu$  is an extremal measure. This implies that either  $\nu$  is absolutely continuous with respect to  $\tilde{\nu}$  or singular.

Next, it is proved in [MS16b] that it is impossible for  $\nu$  to be absolutely continuous with respect to  $\tilde{\nu}$ .



The same proof for this part also works here. The last part is showing that  $\nu$  can not be singular with respect to  $\tilde{\nu}$ . Suppose  $(\eta_0^L; \eta_0^R) \sim \nu$  and  $(\tilde{\eta}_2^L; \tilde{\eta}_2^R) \sim \tilde{\nu}$  are the initial state for the  $\epsilon$ -Markov chain. Then they argued that it is possible to couple  $(\eta_2^L; \eta_2^R)$  and  $(\tilde{\eta}_2^L; \tilde{\eta}_2^R)$  such that the event  $(\eta_2^L; \eta_2^R) = (\tilde{\eta}_2^L; \tilde{\eta}_2^R)$  has positive chance. This implies that  $\nu$  and  $\tilde{\nu}$  can not be singular. The key ingredient in this part is [MS16b, Lemma 4.2] which needs to be replaced by Lemma 4.4 in our setting.  $\square$

**Lemma 4.4.** *Fix  $\kappa \in (0, 8)$  and  $\rho > -2 \vee (\kappa/2 - 4)$ . Suppose  $(\Omega; x^R, y^R, y^L, x^L)$  is a quad,  $w^R \in (y^L y^R)$  is a boundary point, and  $\tilde{\Omega} \subset \Omega$  is such that  $\tilde{\Omega}$  agrees with  $\Omega$  in a neighborhood of  $(w^R x^L)$ . Let  $\eta$  be an  $\text{SLE}_\kappa(\rho)$  in  $\Omega$  from  $x^L$  to  $y^L$  with force point  $y^R$  and let  $\tilde{\eta}$  be an  $\text{SLE}_\kappa(\rho)$  in  $\tilde{\Omega}$  from  $x^L$  to  $y^L$  with force point  $w^R$ . Then there exists a coupling between  $\eta$  and  $\tilde{\eta}$  such that the event  $\{\eta = \tilde{\eta}\}$  has positive chance.*

*Proof.* Although the setting is different from it is in the proof of [MS16b, Lemma 4.2], the same proof works here. We can view  $\eta$  (resp.  $\tilde{\eta}$ ) as the flow line of a GFF  $h$  in  $\Omega$  (resp. the flow line of a GFF  $\tilde{h}$  in  $\tilde{\Omega}$ ). The key point is that the boundary value of  $h$  and  $\tilde{h}$  agree in a neighborhood  $U$  of  $(w^R x^L)$ . Therefore  $h|_U$  and  $\tilde{h}|_U$  are mutually absolutely continuous. Since the flow lines are deterministic functions of the GFF, this implies that the laws of  $\eta$  and  $\tilde{\eta}$  stopped upon first exiting  $U$  are mutually absolutely continuous. Since there is a positive chance for  $\eta$  to stay in  $U$ , the absolute continuity implies the conclusion.  $\square$

### 4.3 Relation to previous work

In [Wu16b], the author derived a conclusion—Proposition 4.5—which is closely related to Proposition 4.3. In this section, we discuss the relation between these two results.

**Proposition 4.5.** [Wu16b, Theorem 1.2]. *Fix  $\kappa \in (0, 4]$ ,  $\rho > -2$  and quad  $q = (\Omega; x^R, y^R, y^L, x^L)$ . There exists a unique probability measure on disjoint continuous simple curves  $(\eta^L; \eta^R) \in X_0(\Omega; x^R, y^R, y^L, x^L)$  such that the conditional law of  $\eta^L$  given  $\eta^R$  is  $\text{SLE}_\kappa(\rho)$  with force point  $x^L$  and the conditional law of  $\eta^R$  given  $\eta^L$  is  $\text{SLE}_\kappa$ . In particular, the marginal of  $\eta^R$  is  $\text{hSLE}_\kappa(\rho)$  in  $\Omega$  from  $x^R$  to  $y^R$  with marked points  $(x^L, y^L)$ .*

First, when  $\rho \neq 0$ , the pair  $(\eta^L; \eta^R)$  in Proposition 4.5 does not satisfy CMP in Definition 1.1 neither Symmetry in Definition 1.2, whereas it satisfies Reversibility in Definition 1.4.

Next, we compare Proposition 4.3 with  $\rho = 0$  and Proposition 4.5 with  $\rho = 0$ . In this case, the two propositions describe the same law on the pair  $(\eta^L; \eta^R)$ . From Proposition 4.3, we see that the marginal law of  $\eta^R$  under  $\mathbb{Q}_q(\kappa, 0)$  is  $\text{hSLE}_\kappa(\kappa - 8)$  from  $x^R$  to  $x^L$ ; whereas, from Proposition 4.5, the marginal law of  $\eta^R$  is  $\text{hSLE}_\kappa$  from  $x^R$  to  $y^R$ . This implies that  $\text{hSLE}_\kappa$  from  $x^R$  to  $y^R$  has the same law as  $\text{hSLE}_\kappa(\kappa - 8)$  from  $x^R$  to  $x^L$ . This is consistent with Proposition 3.5.

### 4.4 Proof of Corollary 1.5

First, we discuss the reversibility of  $\text{SLE}_\kappa(\rho)$  processes. Suppose  $x \leq w \leq y$ , and let  $\eta$  be an  $\text{SLE}_\kappa(\rho)$  in  $\mathbb{H}$  from  $x$  to  $y$  with force point  $w$ . The process  $\eta$  does not have reversibility when  $x < w < y$ , see Lemma 4.6; but it enjoys reversibility when  $w = x_+$ , see [MS16b, Theorem 1.1] and [MS16c, Theorem 1.2]. The reversibility when  $w = x_+$  is a deep result, and we do not need it in our paper.

**Lemma 4.6.** *Fix  $\kappa \in (0, 8)$ ,  $\rho > -2$  and  $x < w < y$ . Suppose  $\eta$  is an  $\text{SLE}_\kappa(\rho)$  in  $\mathbb{H}$  from  $x$  to  $y$  with force point  $w$ . Then the time-reversal of  $\eta$  is an  $\text{SLE}_{\tilde{\kappa}}(\tilde{\rho})$  from  $y$  to  $x$  with force point  $w$  if and only if  $\tilde{\kappa} = \kappa$  and  $\rho = \tilde{\rho} = 0$ .*

*Proof.* Let  $\hat{\eta}$  be the time-reversal of  $\eta$ . If  $\hat{\eta}$  has the law of  $\text{SLE}_{\tilde{\kappa}}(\tilde{\rho})$ , since the dimension of  $\text{SLE}_\kappa(\rho)$  process is  $1 + \kappa/8$  [Bef08], we have  $\tilde{\kappa} = \kappa$ . It remains to show  $\tilde{\rho} = \rho = 0$ . Let  $\tilde{\eta}$  be an  $\text{SLE}_\kappa(\tilde{\rho})$  in  $\mathbb{H}$  from  $y$  to  $x$  with force point  $w$ .

When  $\kappa \in (4, 8)$  and  $\rho \geq \kappa/2 - 2$ , we have  $\eta \cap (w, y) = \emptyset$  and  $\tilde{\eta} \cap (w, y) \neq \emptyset$  almost surely. Thus  $\hat{\eta}$  can not have the same law as  $\tilde{\eta}$ . When  $\kappa \in (4, 8)$  and  $\rho \in (\kappa/2 - 4, \kappa/2 - 2)$ , we have almost surely (see [MW17, Theorem 1.6])

$$\dim \eta \cap (w, y) = 1 - (\rho + 2)(\rho + 4 - \kappa/2)/\kappa, \quad \dim \tilde{\eta} \cap (w, y) = 1 - (8 - \kappa)/\kappa.$$

If  $\hat{\eta}$  has the same law as  $\tilde{\eta}$ , then these two dimensions have to coincide, and hence  $\rho = 0$  and therefore  $\tilde{\rho} = 0$ . When  $\kappa \in (4, 8)$  and  $\rho \in (-2, \kappa/2 - 4]$ , we know that  $\eta$  fills interval  $(w, y)$  whereas  $\tilde{\eta} \cap (w, y)$  has no interior point. Thus the  $\hat{\eta}$  can not have the same law as  $\tilde{\eta}$ .

When  $\kappa \in (0, 4]$  and  $\rho < \kappa/2 - 2$ , we have  $\eta \cap (w, y) \neq \emptyset$  and  $\tilde{\eta} \cap (w, y) = \emptyset$  almost surely. Thus  $\hat{\eta}$  can not have the same law as  $\tilde{\eta}$ . When  $\kappa \in (0, 4]$  and  $\rho \geq \kappa/2 - 2$ , it is proved in [Wu16b, Theorem 1.1] that  $\hat{\eta}$  is  $\text{hSLE}_\kappa(\rho - 2)$  in  $\mathbb{H}$  from  $y$  to  $x$  with marked points  $(y_-, w)$  which equals  $\text{SLE}_\kappa(\tilde{\rho})$  process from  $y$  to  $x$  with force point  $w$  if and only if  $\rho = \tilde{\rho} = 0$ . We do not need this conclusion here and we will give a more direct argument.

Fix  $\kappa \in (0, 4]$  and  $\rho > -2$ . Suppose  $K$  is an  $\mathbb{H}$ -hull such that  $\text{dist}(0, K) > 0$  and  $K \cap \mathbb{R} \subset (-\infty, 0)$ . Let  $\phi$  be the conformal map from  $\mathbb{H} \setminus K$  onto  $\mathbb{H}$  such that  $\phi(0) = 0, \phi(w) = w$  and  $\phi(\infty) = \infty$ . It is proved in [Dub05, Lemma 1] that

$$\mathbb{E}[\mathbb{1}_{\{\eta \cap K = \emptyset\}} \exp(c\mu(\mathbb{H}; K, \eta))] = \phi'(0)^{b_1} \phi'(w)^{b_2} \phi'(\infty)^b,$$

where

$$c = \frac{(3\kappa - 8)(6 - \kappa)}{2\kappa}, \quad b_1 = \frac{6 - \kappa}{2\kappa}, \quad b_2 = \frac{\rho(\rho + 4 - \kappa)}{4\kappa}, \quad b = \frac{(\rho + 2)(\rho + 6 - \kappa)}{4\kappa},$$

and  $\phi'(\infty)$  is the limit of  $z/\phi(z)$  as  $z \rightarrow \infty$ . If  $\hat{\eta}$  has the same law as  $\tilde{\eta}$ , then we need

$$\frac{6 - \kappa}{2\kappa} = \frac{(\tilde{\rho} + 2)(\tilde{\rho} + 6 - \kappa)}{4\kappa}, \quad \frac{\rho(\rho + 4 - \kappa)}{4\kappa} = \frac{\tilde{\rho}(\tilde{\rho} + 4 - \kappa)}{4\kappa}, \quad \frac{(\rho + 2)(\rho + 6 - \kappa)}{4\kappa} = \frac{6 - \kappa}{2\kappa}.$$

Therefore  $\tilde{\rho} = \rho = 0$ . □

Now, we are ready to show Corollary 1.5

*Proof of Corollary 1.5.* Suppose  $(\eta^L; \eta^R) \sim \mathbb{P}_q$  for  $q = (\Omega; x^R, y^R, y^L, x^L)$ . By the proof of Theorem 1.3, there exists  $\kappa \in (0, 4]$  and  $\rho > -2$  such that the conditional law of  $\eta^L$  given  $\eta^R$  is  $\text{SLE}_\kappa(\rho)$  in  $\Omega^R$  from  $x^L$  to  $y^L$  with force point  $w^R$ . By Reversibility in Definition 1.4, the conditional law of  $\eta^L$  given  $\eta^R$  should be reversible. Combining with Lemma 4.6, we see that  $\rho = 0$ . Therefore, the conditional law of  $\eta^L$  given  $\eta^R$  is  $\text{SLE}_\kappa$ . Similarly, the conditional law of  $\eta^R$  given  $\eta^L$  is  $\text{SLE}_\kappa$ . By Proposition 4.5, there exists a unique such probability measure and the marginal of  $\eta^R$  is  $\text{hSLE}_\kappa$ . □

## 5 Ising Model and Proof of Proposition 1.6

We will give a brief introduction on Ising model in Section 5.1 and we refer interested readers to [CDCH<sup>+</sup>14] and references therein for more details. We will prove Proposition 1.6 in Section 5.2 using conclusions from [Izy15] and the strategy introduced in [Wu16b].

### 5.1 Ising Model

We focus on the square lattice  $\mathbb{Z}^2$ . Two vertices  $a = (a_1, a_2)$  and  $b = (b_1, b_2)$  are neighbors if  $|a_1 - b_1| + |a_2 - b_2| = 1$ , and we write  $a \sim b$ . The *dual square lattice*  $(\mathbb{Z}^2)^*$  is the dual graph of  $\mathbb{Z}^2$ . The vertex set is  $(1/2, 1/2) + \mathbb{Z}^2$  and the edges are given by nearest neighbors. The vertices and edges of  $(\mathbb{Z}^2)^*$  are called dual-vertices and dual-edges. In particular, for each edge  $e$  of  $\mathbb{Z}^2$ , it is associated to a dual edge, denoted by  $e^*$ , that it crosses  $e$  in the middle. For a finite subgraph  $G$ , we define  $G^*$  to be the subgraph of  $(\mathbb{Z}^2)^*$  with edge-set  $E(G^*) = \{e^* : e \in E(G)\}$  and vertex set given by the end-points of these dual-edges.

The *medial lattice*  $(\mathbb{Z}^2)^\diamond$  is the graph with the centers of edges of  $\mathbb{Z}^2$  as vertex set, and edges connecting nearest vertices. The vertices and edges of  $(\mathbb{Z}^2)^\diamond$  are called medial-vertices and medial-edges. We identify the faces of  $(\mathbb{Z}^2)^\diamond$  with the vertices of  $\mathbb{Z}^2$  and  $(\mathbb{Z}^2)^*$ . A face of  $(\mathbb{Z}^2)^\diamond$  is said to be black if it corresponds to a vertex of  $\mathbb{Z}^2$  and white if it corresponds to a vertex of  $(\mathbb{Z}^2)^*$ .

Let  $\Omega$  be a finite subset of  $\mathbb{Z}^2$ . The Ising model with free boundary conditions is a random assignment  $\sigma \in \{\ominus, \oplus\}^\Omega$  of spins  $\sigma_a \in \{\ominus, \oplus\}$ , where  $\sigma_a$  denotes the spin at the vertex  $a$ . The Hamiltonian of the Ising model is defined by

$$H_\Omega^{\text{free}}(\sigma) = - \sum_{a \sim b} \sigma_a \sigma_b.$$

The Ising measure is the Boltzmann measure with Hamiltonian  $H_\Omega^{\text{free}}$  and inverse-temperature  $\beta > 0$ :

$$\mu_{\beta, \Omega}^{\text{free}}[\sigma] = \frac{\exp(-\beta H_\Omega^{\text{free}}(\sigma))}{Z_{\beta, \Omega}^{\text{free}}}, \quad \text{where } Z_{\beta, \Omega}^{\text{free}} = \sum_{\sigma} \exp(-\beta H_\Omega^{\text{free}}(\sigma)).$$

For a graph  $\Omega$  and  $\tau \in \{\ominus, \oplus\}^{\mathbb{Z}^2}$ , one may also define the Ising model with boundary conditions  $\tau$  by the Hamiltonian

$$H_\Omega^\tau(\sigma) = - \sum_{a \sim b, \{a, b\} \cap \Omega \neq \emptyset} \sigma_a \sigma_b, \quad \text{if } \sigma_a = \tau_a, \forall a \notin \Omega.$$

Ising model satisfies Domain Markov property: Let  $\Omega \subset \Omega'$  be two finite subsets of  $\mathbb{Z}^2$ . Let  $\tau \in \{\ominus, \oplus\}^{\mathbb{Z}^2}$  and  $\beta > 0$ . Let  $X$  be a random variable which is measurable with respect to vertices in  $\Omega$ . Then we have

$$\mu_{\beta, \Omega'}^\tau[X \mid \sigma_a = \tau_a, \forall a \in \Omega' \setminus \Omega] = \mu_{\beta, \Omega}^\tau[X].$$

The critical value of  $\beta$  in Ising model is given by:

$$\beta_c = \frac{1}{2} \log(1 + \sqrt{2}).$$

The critical Ising model is conformal invariant in the scaling limit. For  $\delta > 0$ , we consider the rescaled square lattice  $\delta\mathbb{Z}^2$ . The definitions of dual lattice, medial lattice and Dobrushin domains extend to this context, and they will be denoted by  $(\Omega_\delta, x_\delta, y_\delta)$ ,  $(\Omega_\delta^*, x_\delta^*, y_\delta^*)$ ,  $(\Omega_\delta^\diamond, x_\delta^\diamond, y_\delta^\diamond)$  respectively. Consider the critical Ising model on  $(\Omega_\delta^*, x_\delta^*, y_\delta^*)$ . The boundary  $\partial\Omega_\delta^*$  is divided into two parts  $(x_\delta^* y_\delta^*)$  and  $(y_\delta^* x_\delta^*)$ . Define the *interface* as follows. It starts from  $a_\delta^\diamond$ , lies on the primal lattice and turns at every vertex of  $\Omega_\delta$  in such a way that it has always dual vertices with spin  $\ominus$  on its left and  $\oplus$  on its right. If there is an indetermination when arriving at a vertex (this may happen on the square lattice), turn left. In the following, we abuse the notations and do not distinguish  $\Omega_\delta^*, \Omega_\delta^\diamond$  (resp.  $a_\delta^*, a_\delta^\diamond$ ) from  $\Omega_\delta$  (resp. from  $a_\delta$ ). We have the convergence of the interfaces:

**Theorem 5.1.** *[CDCH<sup>+</sup>14]. Let  $(\Omega_\delta; x_\delta, y_\delta)$  be a family of Dobrushin domains approximating a Dobrushin domain  $(\Omega; x, y)$  as  $\delta \rightarrow 0$ . Consider the critical Ising model in  $(\Omega_\delta, x_\delta, y_\delta)$  with Dobrushin boundary condition  $\oplus$  along  $(x_\delta y_\delta)$  and  $\ominus$  along  $(y_\delta x_\delta)$ . The interface converges weakly to  $\text{SLE}_3$  in  $\Omega$  from  $x$  to  $y$  as  $\delta \rightarrow 0$ .*

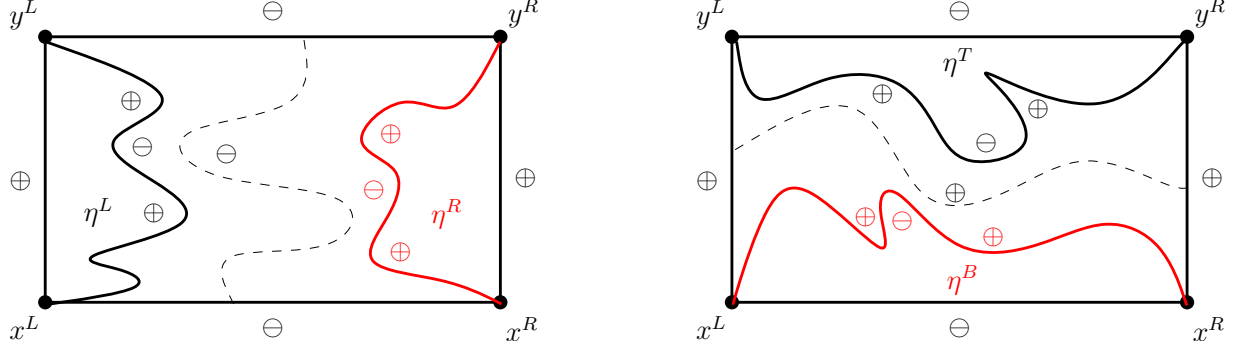
**Theorem 5.2.** *Let  $(\Omega_\delta; x_\delta, w_\delta, y_\delta)$  be a family of triangles approximating a triangle  $(\Omega; x, w, y)$  as  $\delta \rightarrow 0$ . Consider the critical Ising model in  $(\Omega_\delta; x_\delta, w_\delta, y_\delta)$  with boundary condition  $\oplus$  along  $(x_\delta y_\delta)$ , free along  $(y_\delta w_\delta)$  and  $\ominus$  along  $(w_\delta x_\delta)$ . The interface converges weakly to  $\text{SLE}_3(-3/2)$  in  $\Omega$  from  $x$  to  $y$  with force point  $w$  as  $\delta \rightarrow 0$ .*

*Proof.* It is proved in [HK13, BDCH16] that the interface with (freefree) boundary conditions converges weakly to  $\text{SLE}_3(-3/2; -3/2)$  as  $\delta \rightarrow 0$ . The same proof works here.  $\square$

## 5.2 Proof of Proposition 1.6

Let  $(\Omega_\delta; x_\delta^L, x_\delta^R, y_\delta^R, y_\delta^L)$  be a quad on  $\delta\mathbb{Z}^2$ . The quad is vertically crossed by  $\ominus$  if there exists a path of  $\ominus$  going from  $(x_\delta^L, y_\delta^R)$  to  $(y_\delta^R, y_\delta^L)$ . The quad is horizontally crossed by  $\oplus$  in an Ising configuration if there exists a path of  $\oplus$  going from  $(y_\delta^L, x_\delta^L)$  to  $(x_\delta^R, y_\delta^R)$ . We denote these events by

$$\mathcal{C}_v^\ominus(\Omega_\delta) = \{(x_\delta^L, y_\delta^R) \xleftrightarrow{\ominus} (y_\delta^R, y_\delta^L)\}, \quad \mathcal{C}_h^\oplus(\Omega_\delta) = \{(y_\delta^L, x_\delta^L) \xleftrightarrow{\oplus} (x_\delta^R, y_\delta^R)\}.$$



(a) When there is a vertical crossing of  $\ominus$ , there exists a pair of interfaces  $(\eta^L; \eta^R)$ :  $\eta^R$  is the interface from  $x^R$  to  $y^R$  and  $\eta^L$  is the interface from  $x^L$  to  $y^L$ .

(b) When there is a horizontal crossing of  $\oplus$ , there exists a pair of interfaces  $(\eta^B; \eta^T)$ :  $\eta^B$  is the interface from  $x^R$  to  $x^L$  and  $\eta^T$  is the interface from  $y^R$  to  $y^L$ .

Figure 5.1: Consider the critical Ising in  $\Omega$  with the boundary condition:  $\ominus$  along  $(x^L, x^R) \cup (y^R, y^L)$  and  $\oplus$  along  $(x^R, y^R) \cup (y^L, x^L)$ .

**Lemma 5.3.** Let  $(\Omega_\delta; x_\delta^L, x_\delta^R, y_\delta^R, y_\delta^L)$  be a sequence of quads approximating the quad  $(\Omega; x^R, y^R, y^L, x^L)$  as  $\delta \rightarrow 0$ . Consider the critical Ising in  $\Omega_\delta$  with the following boundary condition:

$$\ominus \text{ along } (x_\delta^L, x_\delta^R) \cup (y_\delta^R, y_\delta^L), \quad \oplus \text{ along } (x_\delta^R, y_\delta^R) \cup (y_\delta^L, x_\delta^L).$$

Let  $\eta_\delta$  be the interface connecting  $x_\delta^R$  to  $x_\delta^L$  (up to the first hitting time of  $[y_\delta^R, y_\delta^L]$ ). Then the law of  $\eta_\delta$  converges weakly to  $\text{hSLE}_3(-5)$  (up to the first hitting time of  $[y^R, y^L]$ ) as  $\delta \rightarrow 0$ .

*Proof.* First, we consider the probability of vertical crossing of  $\ominus$ . It is proved [Izy15, Eq.(4.4)] that

$$\mathbb{P}[\mathcal{C}_v^\ominus(\Omega_\delta)] \rightarrow G(z), \quad \text{as } \delta \rightarrow 0, \quad (5.1)$$

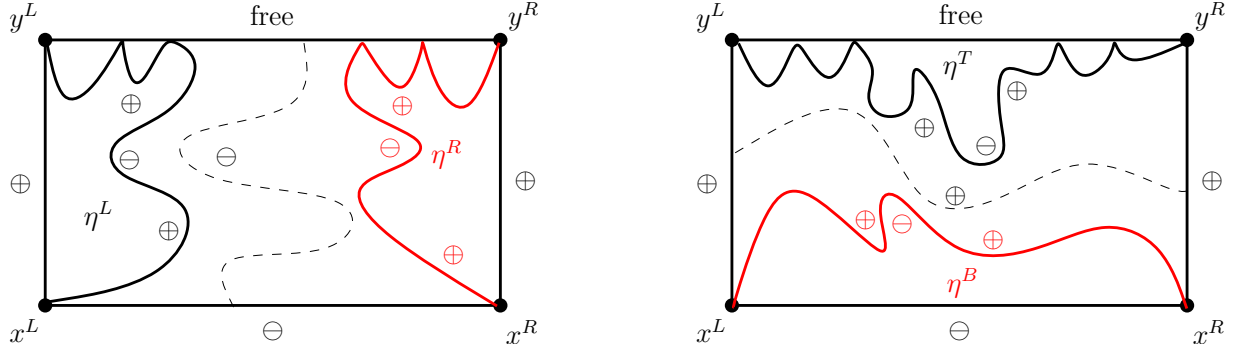
where  $G(z)$  is the same as the right hand-side of (3.6) with  $\kappa = 3$  and  $\nu = -5$ ,

$$z = \frac{(\varphi(y^R) - \varphi(x^R))(\varphi(x^L) - \varphi(x^R))}{(\varphi(y^L) - \varphi(x^R))(\varphi(x^L) - \varphi(y^R))},$$

and  $\varphi$  is any conformal map from  $\Omega$  onto  $\mathbb{H}$  such that  $\varphi(x^R) < \varphi(y^R) < \varphi(y^L) < \varphi(x^L)$ .

Next, we have the following two observations.

- On the event  $\mathcal{C}_v^\ominus(\Omega_\delta)$ , there is a pair of Ising interfaces  $(\eta_\delta^L; \eta_\delta^R)$ , as indicated in Figure 5.1 (a). By [Wu16b, Theorem 1.3], we know that the sequence  $(\eta_\delta^L; \eta_\delta^R)$  converges weakly to the pair of SLEs in Proposition 4.5 with  $\kappa = 3$  and  $\rho = 0$ . In particular, the law of  $\eta_\delta^R$  conditioned on  $\mathcal{C}_v^\ominus(\Omega_\delta)$  converges weakly to  $\text{hSLE}_3$  in  $\Omega$  from  $x^R$  to  $y^R$ .
- On the event  $\mathcal{C}_h^\oplus(\Omega_\delta)$ , there is a pair of Ising interfaces  $(\eta_\delta^B; \eta_\delta^T)$  as indicated in Figure 5.1 (b). By a similar argument, we know that the law  $\eta_\delta^B$  conditioned on  $\mathcal{C}_h^\oplus(\Omega_\delta)$  converges weakly to  $\text{hSLE}_3$  in  $\Omega$  from  $x^R$  to  $x^L$ .



(a) When there is a vertical crossing of  $\ominus$ , there exists a pair of interfaces  $(\eta^L; \eta^R)$ :  $\eta^R$  is the interface from  $x^R$  to  $y^R$  and  $\eta^L$  is the interface from  $x^L$  to  $y^L$ .

(b) When there is a horizontal crossing of  $\oplus$ , there exists a pair of interfaces  $(\eta^B; \eta^T)$ :  $\eta^B$  is the interface from  $x^R$  to  $x^L$  and  $\eta^T$  is the interface from  $y^R$  to  $y^L$ .

Figure 5.2: Consider the critical Ising in  $\Omega$  with the boundary condition:  $\ominus$  along  $(x^L x^R)$ ,  $\oplus$  along  $(x^R y^R) \cup (y^L x^L)$ , and free along  $(y^R y^L)$ .

Combining these two facts with (5.1) and Proposition 3.3, we see that the interface  $\eta_\delta$  from  $x_\delta^R$  to  $x_\delta^L$  converges weakly to  $\text{hSLE}_3(-5)$  as  $\delta \rightarrow 0$ .  $\square$

**Lemma 5.4.** *Let  $(\Omega_\delta; x_\delta^L, x_\delta^R, y_\delta^R, y_\delta^L)$  be a sequence of quads approximating the quad  $(\Omega; x^R, y^R, y^L, x^L)$  as  $\delta \rightarrow 0$ . Consider the critical Ising in  $\Omega_\delta$  with the following boundary condition:*

$$\ominus \text{ along } (x_\delta^L x_\delta^R), \quad \oplus \text{ along } (x_\delta^R y_\delta^R) \cup (y_\delta^L x_\delta^L), \quad \text{free along } (y_\delta^R y_\delta^L).$$

*Let  $\eta_\delta$  be the interface connecting  $x_\delta^R$  to  $x_\delta^L$  (up to the first hitting time of  $[y_\delta^R y_\delta^L]$ ). Then the law of  $\eta_\delta$  converges weakly to  $\text{hSLE}_3(-7/2)$  (up to the first hitting time of  $[y^R y^L]$ ) as  $\delta \rightarrow 0$ .*

*Proof.* First, we consider the probability of vertical crossing of  $\ominus$ . It is proved [Izy15, Corollary 4.4] that

$$\mathbb{P}[\mathcal{C}_v^\ominus(\Omega_\delta)] \rightarrow G(z), \quad \text{as } \delta \rightarrow 0, \quad (5.2)$$

where  $G(z)$  is the same as the right hand-side of (3.6) with  $\kappa = 3$  and  $\nu = -7/2$ ,

$$z = \frac{(\varphi(y^R) - \varphi(x^R))(\varphi(x^L) - \varphi(x^R))}{(\varphi(y^L) - \varphi(x^R))(\varphi(x^L) - \varphi(y^R))},$$

and  $\varphi$  is any conformal map from  $\Omega$  onto  $\mathbb{H}$  such that  $\varphi(x^R) < \varphi(y^R) < \varphi(y^L) < \varphi(x^L)$ .

Next, we have the following two observations.

- On the event  $\mathcal{C}_v^\ominus(\Omega_\delta)$ , there is a pair of Ising interfaces  $(\eta_\delta^L; \eta_\delta^R)$ , as indicated in Figure 5.2 (a). By a similar argument as in [Wu16b, Section 5] and Theorem 5.2, the sequence  $(\eta_\delta^L; \eta_\delta^R)$  converges weakly to the pair of SLEs in Proposition 4.3 with  $\kappa = 3$  and  $\rho = -3/2$ . In particular, the law of  $\eta_\delta^R$  conditioned on  $\mathcal{C}_v^\ominus(\Omega_\delta)$  converges weakly to  $\text{hSLE}_3(-7/2)$  in  $\Omega$  from  $x^R$  to  $x^L$  conditioned to hit  $[y^R y^L]$ .
- On the event  $\mathcal{C}_h^\oplus(\Omega_\delta)$ , there is a pair of Ising interfaces  $(\eta_\delta^B; \eta_\delta^T)$  as indicated in Figure 5.2 (b). By [Wu16b, Theorem 1.3], we see that the sequence  $(\eta_\delta^B; \eta_\delta^T)$  converges weakly to the pair of SLEs in Proposition 4.5 (rotated by 90 degree clockwise) with  $\kappa = 3$  and  $\rho = -3/2$ . In particular, the law of  $\eta_\delta^B$  conditioned on  $\mathcal{C}_h^\oplus(\Omega_\delta)$  converges weakly to  $\text{hSLE}_3(-3/2)$  in  $\Omega$  from  $x^R$  to  $x^L$ .

Combining these two facts with (5.2) and Proposition 3.3, we see that the interface  $\eta_\delta$  from  $x_\delta^R$  to  $x_\delta^L$  converges weakly to  $\text{hSLE}_3(-7/2)$  as  $\delta \rightarrow 0$ .  $\square$

*Proof of Proposition 1.6.* Proposition 1.6 is a collection of Lemma 5.3 and Lemma 5.4.  $\square$

## References

- [Ahl10] Lars Valerian Ahlfors. *Conformal invariants: topics in geometric function theory*, volume 371. American Mathematical Soc., 2010.
- [BDCH16] Stéphane Benoist, Hugo Duminil-Copin, and Clément Hongler. Conformal invariance of crossing probabilities for the Ising model with free boundary conditions. *Ann. Inst. Henri Poincaré Probab. Stat.*, 52(4):1784–1798, 2016.
- [Bef08] Vincent Beffara. The dimension of the SLE curves. *Ann. Probab.*, 36(4):1421–1452, 2008.
- [CDCH<sup>+</sup>14] Dmitry Chelkak, Hugo Duminil-Copin, Clément Hongler, Antti Kemppainen, and Stanislav Smirnov. Convergence of ising interfaces to schramms sle curves. *Comptes Rendus Mathématique*, 352(2):157–161, 2014.
- [CN07] Federico Camia and Charles M. Newman. Critical percolation exploration path and  $SLE_6$ : a proof of convergence. *Probab. Theory Related Fields*, 139(3-4):473–519, 2007.
- [CS12] Dmitry Chelkak and Stanislav Smirnov. Universality in the 2D Ising model and conformal invariance of fermionic observables. *Invent. Math.*, 189(3):515–580, 2012.
- [Dub05] Julien Dubédat.  $SLE(\kappa, \rho)$  martingales and duality. *Ann. Probab.*, 33(1):223–243, 2005.
- [Dub07] Julien Dubédat. Commutation relations for Schramm-Loewner evolutions. *Comm. Pure Appl. Math.*, 60(12):1792–1847, 2007.
- [Gra07] K. Graham. On multiple Schramm-Loewner evolutions. *J. Stat. Mech. Theory Exp.*, (3):P03008, 21, 2007.
- [HK13] Clément Hongler and Kalle Kytölä. Ising interfaces and free boundary conditions. *Journal of the American Mathematical Society*, 26(4):1107–1189, 2013.
- [Izy15] Konstantin Izyurov. Smirnov’s observable for free boundary conditions, interfaces and crossing probabilities. *Comm. Math. Phys.*, 337(1):225–252, 2015.
- [KP16] Kalle Kytölä and Eveliina Peltola. Pure partition functions of multiple SLEs. *Comm. Math. Phys.*, 346(1):237–292, 2016.
- [KS12] Antti Kemppainen and Stanislav Smirnov. Random curves, scaling limits and loewner evolutions. *arXiv preprint arXiv:1212.6215*, 2012.
- [Law05] Gregory F. Lawler. *Conformally invariant processes in the plane*, volume 114 of *Mathematical Surveys and Monographs*. American Mathematical Society, Providence, RI, 2005.
- [Law09] Gregory Lawler. A note on the Brownian loop measure. 2009.
- [LSW03] Gregory F. Lawler, Oded Schramm, and Wendelin Werner. Conformal restriction: the chordal case. *J. Amer. Math. Soc.*, 16(4):917–955 (electronic), 2003.
- [LSW04] Gregory F. Lawler, Oded Schramm, and Wendelin Werner. Conformal invariance of planar loop-erased random walks and uniform spanning trees. *Ann. Probab.*, 32(1B):939–995, 2004.
- [LW04] Gregory F. Lawler and Wendelin Werner. The Brownian loop soup. *Probab. Theory Related Fields*, 128(4):565–588, 2004.
- [MS16a] Jason Miller and Scott Sheffield. Imaginary geometry I: interacting SLEs. *Probab. Theory Related Fields*, 164(3-4):553–705, 2016.
- [MS16b] Jason Miller and Scott Sheffield. Imaginary geometry II: Reversibility of  $SLE_\kappa(\rho_1; \rho_2)$  for  $\kappa \in (0, 4)$ . *Ann. Probab.*, 44(3):1647–1722, 2016.
- [MS16c] Jason Miller and Scott Sheffield. Imaginary geometry III: reversibility of  $SLE_\kappa$  for  $\kappa \in (4, 8)$ . *Ann. of Math. (2)*, 184(2):455–486, 2016.
- [MW17] Jason Miller and Hao Wu. Intersections of SLE Paths: the double and cut point dimension of SLE. *Probab. Theory Related Fields*, 167(1-2):45–105, 2017.
- [Qia16] Wei Qian. Conformal restriction: The trichordal case, 2016.

- [RS05] Steffen Rohde and Oded Schramm. Basic properties of SLE. *Ann. of Math. (2)*, 161(2):883–924, 2005.
- [Sch00] Oded Schramm. Scaling limits of loop-erased random walks and uniform spanning trees. *Israel J. Math.*, 118:221–288, 2000.
- [Smi01] Stanislav Smirnov. Critical percolation in the plane: conformal invariance, Cardy’s formula, scaling limits. *C. R. Acad. Sci. Paris Sér. I Math.*, 333(3):239–244, 2001.
- [SS09] Oded Schramm and Scott Sheffield. Contour lines of the two-dimensional discrete Gaussian free field. *Acta Math.*, 202(1):21–137, 2009.
- [SS13] Oded Schramm and Scott Sheffield. A contour line of the continuum Gaussian free field. *Probab. Theory Related Fields*, 157(1-2):47–80, 2013.
- [SW05] Oded Schramm and David B. Wilson. SLE coordinate changes. *New York J. Math.*, 11:659–669 (electronic), 2005.
- [Wu16a] Hao Wu. Alternating arm exponents for the critical planar Ising model, 2016.
- [Wu16b] Hao Wu. Convergence of the critical planar Ising interfaces to hypergeometric SLE, 2016.
- [Zha08] Dapeng Zhan. Reversibility of chordal SLE. *Ann. Probab.*, 36(4):1472–1494, 2008.

Hao Wu

NCCR/SwissMAP, Section de Mathématiques, Université de Genève, Switzerland  
and Yau Mathematical Sciences Center, Tsinghua University, China  
hao.wu.proba@gmail.com