

Statistical Efficiency of Compositional Nonparametric Prediction

Yixi Xu¹, Jean Honorio², and Xiao Wang¹

xu573@purdue.edu, jhonorio@purdue.edu, wangxiao@purdue.edu

¹Department of Statistics, Purdue University, West Lafayette, IN 47907, USA

²Department of Computer Science, Purdue University, West Lafayette, IN 47907, USA

arXiv:1704.01896v1 [stat.ML] 6 Apr 2017

Abstract

In this paper, we propose a compositional nonparametric method in which a model is expressed as a labeled binary tree of $2k + 1$ nodes, where each node is either a summation, a multiplication, or the application of one of the q basis functions to one of the p covariates. We show that in order to recover a labeled binary tree from a given dataset, the sufficient number of samples is $O(k \log(pq) + \log(k!))$, and the necessary number of samples is $\Omega(k \log(pq) - \log(k!))$. We implement our method for regression as a greedy search algorithm, and demonstrate its effectiveness with two synthetic data sets and one real-world experiment.

1 Introduction

Spline-based nonparametric methods, such as regression splines [1] and smoothing splines [4], have been widely used in the past 20 years. Most existing methods such as additive models make assumptions regarding the structure of the model in terms of interactions. On the one hand, there is usually insufficient evidence from the data to support the assumption of additive models. On the other hand, inclusion of all interactions especially of high order terms would be burdensome for computing especially when the data is high dimensional. A commonly used strategy is to only include interactions of order 2 into the model. However, this would still be a restrictive assumption. Motivated by [3], we propose a compositional nonparametric method in which a model is expressed as a labeled binary tree.

Our model is a generalization of some popular spline methods. To illustrate this, we start from a simple example of regression splines [1]. For simplicity, we assume that the covariate x is 1-dimensional. Given 4 basis functions: $B_i(x) = x^{i-1}, i = 1, \dots, 4$, an additive model is $g(x) = \sum_{i=1}^4 \beta_i B_i(x)$. This can be expressed as a weighted

labeled binary tree as shown in Figure 1. Tensor product spline surfaces [1] can also be visualized as a weighted labeled binary tree. Assume there are two covariates (x, z) , then $g(x, z) = \sum_{i=1}^{M_1} \sum_{j=1}^{M_2} \beta_{ij} B_i(x) B_j(z)$, given the basis func-

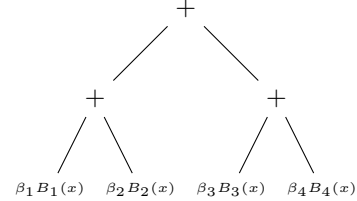


Figure 1: A Regression Splines Example

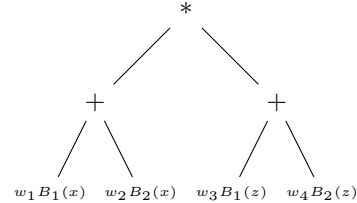


Figure 2: A Tensor Product Spline Surfaces Example

tions $\{B_i\}_{i=1, \dots, \max(M_1, M_2)}$. For simplicity, assume $M_1 = M_2 = 2$, then Figure 2 is one visualization of g , where $\beta_{11} = w_1 w_3, \beta_{12} = w_1 w_4, \beta_{21} = w_2 w_3, \beta_{22} = w_2 w_4$.

Our model subsumes sparse additive models. Assume that $g(\mathbf{x})$ has an additive decomposition, where $\mathbf{x} = (x_1, \dots, x_p)$. Given some integer $s \leq p$, define $g(\mathbf{x}) = \sum_{j=1}^p C_j(x_j)$ such that $\sum_{j=1}^p \mathbb{I}(C_j \neq 0) \leq s$. The work of [8] presents an L_1 -regularization approach for sparse additive models. Additionally, a sample complexity of $O(q \log((p-s)q))$ was shown to be sufficient for the correct recovery of a sparse additive model. Note that in our work, we are interested in generalization bounds for the prediction error. The necessary number of samples for sparse additive models was analyzed in [7], where a sample complexity of $\Omega(s \log p)$ was found for the recovery of a function that is close to the true function in L_2 -norm.

2 Compositional Nonparametric Trees for the General Prediction Problem

In this section, we will define the general prediction problem, and then propose a solution via a compositional nonparametric method, in which a model is defined as a weighted labeled binary tree. In this tree, each node represents a multiplication, an addition, or the application of a basis function to a particular covariate.

2.1 The General Prediction Problem

Assume that $\mathbf{x}_1, \dots, \mathbf{x}_n$ are n independent random variables on \mathbb{R}^p , y_1, \dots, y_n are on $\mathcal{Y} \subseteq \mathbb{R}$. The general prediction problem is defined as

$$y_i = t(g(\mathbf{x}_i) + \epsilon_i), \quad (1)$$

where $t: \mathbb{R} \rightarrow \mathcal{Y}$ is a fixed function related to the prediction problem, $g: \mathbb{R}^p \rightarrow \mathbb{R}$ is an unknown function, and ϵ_i is an independent noise. We provide two examples in order to illustrate how to adopt equation (1) to different settings. For regression, we define $t(z) = z$, while for classification, we define $t(z) = \text{sgn}(z)$.

2.2 The Labeled Binary Tree

We define a functional structure built compositionally by adding and multiplying a small number of basis functions. A straightforward visualization of this structure is a labeled binary tree. Given a set of q basis functions $\Phi = \{\phi_1, \dots, \phi_q\}$ on $\mathbb{R} \rightarrow [-1, 1]$, \mathcal{F}_{2k+1} is a set of binary trees where:

1. there are no more than $2k + 1$ nodes,
2. the labels of non-leaf nodes can be either “+” or “*”,
3. the label of a leaf node can only be a function in Φ on a specific dimension of the covariate $\mathbf{x} = (x_1, \dots, x_p)$, that is $\phi_i(x_j)$ for any $i = 1, \dots, q$ and $j = 1, \dots, p$,

Figure 3 gives an example of a labeled binary tree with seven nodes. All the leaves are $\phi_i(x_j)$ s, while all non-leaf nodes are operations. Note that if we switch the left sub-tree and the right sub-tree, we obtain an equivalent structure.

2.3 The Weighted Labeled Binary Tree

It is easy to show that the labeled binary tree with $2k + 1$ nodes has the following properties:

1. It includes k operations.
2. It has $k + 1$ leaves.

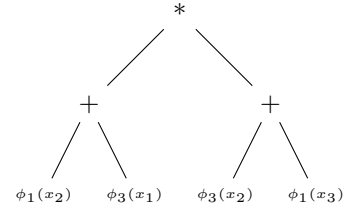


Figure 3: A Labeled Binary Tree with Seven Nodes

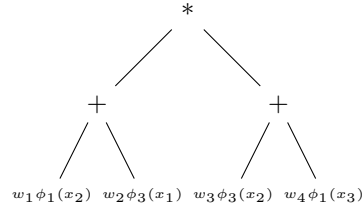


Figure 4: A Weighted Labeled Binary Tree with Seven Nodes

An easy way to add weights is to directly add weights to each leaf node, as shown in Figure 4. So given a tree structure $f \in \mathcal{F}_{2k+1}$, we can define $\mathcal{W}(f)$ as the set of all weighted labeled binary trees given f , with constraint $\|\mathbf{w}\|_1 \leq 1$. Additionally, we define $\mathcal{W}_{2k+1} = \bigcup_{f \in \mathcal{F}_{2k+1}} \mathcal{W}(f)$.

For a fixed $f \in \mathcal{F}_{2k+1}$, any $h \in \mathcal{W}(f)$ can be rewritten as a summation of some basis functions and some productions of basis functions. For example, given \mathbf{w} and the labeled binary tree structure f_0 in Figure 3, Figure 4 represents a function $h(x; f_0, \mathbf{w}) = (w_1 \phi_1(x_2) + w_2 \phi_3(x_1)) * (w_3 \phi_3(x_2) + w_4 \phi_1(x_3))$, and it is the summation of 4 interactions $w_1 w_3 \phi_1(x_2) \phi_3(x_2)$, $w_1 w_4 \phi_1(x_2) \phi_1(x_3)$, $w_2 w_3 \phi_3(x_1) \phi_3(x_2)$, and $w_2 w_4 \phi_3(x_1) \phi_1(x_3)$. Equivalently,

$$\begin{aligned} h(x; f_0, \mathbf{w}) &= \langle \mathbf{v}, \mathbf{u} \rangle, \\ \text{where } \mathbf{v} &= \psi_{f_0}^v(\mathbf{w}) = (w_1 w_3, w_1 w_4, w_2 w_3, w_2 w_4), \\ \mathbf{u} &= \psi_{f_0}^u(\mathbf{x}) = (\phi_1(x_2) \phi_3(x_2), \phi_1(x_2) \phi_1(x_3), \\ &\quad \phi_3(x_1) \phi_3(x_2), \phi_3(x_1) \phi_1(x_3)). \end{aligned}$$

Similarly, for any labeled binary tree f , we could write $h = h(x; f, \mathbf{w}) \in \mathcal{W}(f)$ as an inner product of two vectors \mathbf{v} and \mathbf{u} :

$$\begin{aligned} h(x; f, \mathbf{w}) &= \langle \mathbf{v}, \mathbf{u} \rangle, \\ \mathbf{v} &= \psi_f^v(\mathbf{w}), \mathbf{u} = \psi_f^u(\mathbf{x}), \end{aligned} \quad (2)$$

where the transformation function ψ_f^v and ψ_f^u depend on f . Define the length of the vector \mathbf{v} and \mathbf{u} as M_f , and M_f also depends on f . Define $M_{2k+1} = \max_{f \in \mathcal{F}_{2k+1}} M_f$. Finally, because $\|\mathbf{w}\|_1 \leq 1$, and $\|\phi_i\|_\infty \leq 1 \forall i$, regardless of f , we always have

1. $\|\mathbf{v}\|_1 \leq 1$
2. $\|\mathbf{u}\|_\infty \leq 1$

3 Sufficient Number of Samples

In this section, we will analyze the sufficient number of samples to recover a labeled binary tree from a given dataset. Summation represents the additive model, modeling the data as the sum of independent basis functions, while multiplication allows for interactions between different input dimensions. Thus we can construct a wide variety of nonparametric structure compositionally by adding and multiplying a small number of basis functions. In this section, we first bound the size of \mathcal{F}_{2k+1} , and then show a Rademacher-based uniform convergence guarantee.

3.1 Properties of the Labeled Binary Tree Set

Let $|\mathcal{F}_{2k+1}|$ denote the size of \mathcal{F}_{2k+1} : the labeled binary tree set with no more than $2k + 1$ nodes. The lemma below gives the upper bound of the size of the functional space by induction, which will be used later to show the uniform convergence.

Lemma 1. *For $k \geq 1$, we have $|\mathcal{F}_{2k+1}| \leq 4k(k)!(pq)^{k+1}$.*

Proof. Remind that p is the dimension of the covariate, and q is the number of basis functions. We define $\mathcal{F}_{2k+1}^* \subset \mathcal{F}_{2k+1}$ as the set of labeled binary trees with exactly $2k + 1$ nodes. In this step, we will show that $|\mathcal{F}_{2k+1}^*| \leq 2^k(k)!(pq)^{k+1}$.

We first show $|\mathcal{F}_{2k+1}^*| \leq (pq)^{k+1}(k)!2^k$ for all $k = 0, 1, \dots$:

$$k = 0: |\mathcal{F}_{2*0+1}^*| = pq \leq (pq)^{0+1}(0)!2^0;$$

$$k = 1: |\mathcal{F}_{2*1+1}^*| = 2(pq)^2 - 2pq < (pq)^{1+1}(1)!2^1;$$

Assume that $|\mathcal{F}_{2*k+1}^*| \leq (pq)^{k+1}(k)!2^k$ for all $k < K$, then for $k = K$,

$$\begin{aligned} |\mathcal{F}_{2K+1}^*| &= 2 \sum_{i \in \{1, 3, \dots, 2K-1\}} |\mathcal{F}_i^*| |\mathcal{F}_{2K-i}^*| \\ &\leq 2 \sum_{i=0, \dots, K-1} (pq)^{i+1} (i)! 2^i \\ &\quad (pq)^{K-i-1+1} (K-i-1)! 2^{K-i-1} \\ &= (pq)^{K+1} 2^K \sum_{i=0, \dots, K-1} (i)! (K-i-1)! \\ &\leq (pq)^{K+1} 2^K \sum_{i=0, \dots, K-1} (K-1)! \\ &\leq (pq)^{K+1} 2^K (K)! \end{aligned}$$

Since for $k \geq 1$, we have $2^{k-1} = \sum_{i=0}^{k-1} \frac{(k-1)!}{i!(k-1-i)!}$, or

equivalently, $\frac{2^{k-1}}{(k-1)!} = \sum_{i=0}^{k-1} \frac{1}{i!(k-1-i)!}$, and since $1/x$ is concave, by Jensen's inequality, we have that $\frac{2^{k-1}}{(k)!} = \sum_{i=0}^{k-1} \frac{1}{k} \frac{1}{i!(k-1-i)!} \leq \frac{1}{\sum_{i=0}^{k-1} i!(k-1-i)!/k}$. Thus $\sum_{i=0}^{k-1} i!(k-1-i)! \leq$

$k \frac{(k)!}{2^{k-1}}$ for $k \geq 1$. Except for the root node, a labeled binary tree consists of the left subtree and the right subtree. Thus

$$\begin{aligned} |\mathcal{F}_{2k+1}^*| &= 2 \sum_{i \in \{1, 3, \dots, 2k-1\}} |\mathcal{F}_i^*| |\mathcal{F}_{2k-i}^*| \\ &\leq (pq)^{k+1} 2^k \sum_{i=0, \dots, k-1} (i)! (k-i-1)! \\ &\leq (pq)^{k+1} 2^k k \frac{(k)!}{2^{k-1}} \\ &= 2k(k)!(pq)^{k+1} \end{aligned}$$

Finally, we will prove that $|\mathcal{F}_{2k+1}| \leq 4k(k)!(pq)^{k+1}$.

$$\begin{aligned} |\mathcal{F}_{2k+1}| &= \sum_{i=0}^k |\mathcal{F}_{2i+1}^*| \\ &\leq \sum_{i=1}^{k-1} 2i(i)!(pq)^{i+1} + pq + 2k(k)!(pq)^{k+1} \\ &\leq k * 2(k-1)(k-1)!(pq)^{k-1+1} + 2k(k)!(pq)^{k+1} \\ &\leq 4k(k)!(pq)^{k+1} \end{aligned}$$

□

The lemma below will give the upper bound of M_{2k+1} , which is used to later to bound the Rademacher complexity.

Lemma 2. $M_{2k+1} < (1.45)^{k+1}$.

Proof. Define $M_{2k+1}^* = \max_{f \in \mathcal{F}_{2k+1}^*} M_f$. Since $M_{2k+1}^* = M_{2k+1}$, it is equivalent to show $M_{2k+1}^* < (1.45)^{k+1}$. We will prove the lemma by induction.

$$k = 0, M_{2*0+1}^* = 1 < (1.45)^1;$$

$$k = 1, M_{2*1+1}^* = \max(1, 1+1) = 2 < (1.45)^2;$$

$$k = 2, M_{2*2+1}^* = 3 < (1.45)^3;$$

Assume that $M_{2k+1}^* < (1.45)^{k+1}$ for all $k < K$, where $K \geq 3$, then for $k = K$,

$$\begin{aligned} M_{2K+1}^* &= \max_{i \in \{1, 3, \dots, 2K-1\}} [\max(M_i^* M_{2K-i}^*, M_i^* + M_{2K-i}^*)] \\ &< \max_{i \in \{1, 3, \dots, 2K-1\}} [\max(1.45^{\frac{i-1}{2}+1} 1.45^{\frac{2K-i-1}{2}+1}, \\ &\quad 1.45^{\frac{i-1}{2}+1} + 1.45^{\frac{2K-i-1}{2}+1})] \\ &= (1.45)^{K+1} \end{aligned}$$

□

3.2 Rademacher-based Uniform Convergence

Assume that $d : \mathcal{Y} \times \mathcal{Y} \rightarrow [0, 1]$ is a 1-Lipschitz function related to the prediction problem. For regression, we assume $\mathcal{Y} = \mathbb{R}$, and $d(y, y') = \min(1, (y - y')^2/2)$, while for classification, we assume $\mathcal{Y} = \{-1, 1\}$, and $d(y, y') = 1[y \neq y'] = (1 - yy')/2$. Let $\mathcal{H}(f) = \{h(z) =$

$d(y, g(x)), g \in \mathcal{W}(f)\} \subseteq \{h \mid h : \mathcal{Z} \rightarrow [0, 1]\}$ for a fixed labeled binary tree f , and \mathcal{H}_{2k+1} be a hypothesis class satisfying $\mathcal{H}_{2k+1} = \bigcup_{f \in \mathcal{F}_{2k+1}} \mathcal{H}(f)$.

Theorem 1. *Let $z = (x, y)$ be a random variable of support \mathcal{Z} and distribution \mathcal{D} . Let $S = \{z_1 \dots z_n\}$ be a data set of n i.i.d. samples drawn from \mathcal{D} . Fix $\delta \in (0, 1)$. With probability at least $1 - \delta$ over the choice of S , we have:*

$$\begin{aligned} & (\forall f \in \mathcal{F}_{2k+1}, \forall h \in \mathcal{H}(f)) \\ \mathbb{E}_{\mathcal{D}}[h] & \leq \widehat{\mathbb{E}}_S[h] + 2\sqrt{\frac{k+1}{n}} + \\ & \sqrt{\frac{(k+1) \log pq + \log 8k(k)! + \log(1/\delta)}{2n}} \end{aligned}$$

Proof. Given a function $h : \mathcal{Z}^n \rightarrow \mathbb{R}$, we define the following shorthand notation:

$$\mathbb{E}_S[h(S)] = \mathbb{E}_{S \sim \mathcal{D}^n}[h(S)]$$

The function $\varphi_f(S) = \sup_{h \in \mathcal{H}(f)} (\mathbb{E}_{\mathcal{D}}[h] - \widehat{\mathbb{E}}_S[h])$ fulfills the condition in McDiarmid's inequality by Lemma 3 (See Appendix), therefore $\mathbb{P}[\varphi_f(S) - \mathbb{E}_S[\varphi_f(S)] \geq \varepsilon] \leq e^{\frac{-2\varepsilon^2}{\sum_{i=1}^n (1/n)^2}} = e^{-2n\varepsilon^2}$. Furthermore, by applying the union bound for all $f \in \mathcal{F}_{2k+1}$, by Lemma 1, and by Hoeffding's inequality, we have:

$$\begin{aligned} & \mathbb{P}[\exists f \in \mathcal{F}_{2k+1}, \varphi_f(S) - \mathbb{E}_S[\varphi_f(S)] \geq \varepsilon] \leq \\ & \sum_{f \in \mathcal{F}_{2k+1}} \mathbb{P}[\varphi_f(S) - \mathbb{E}_S[\varphi_f(S)] \geq \varepsilon] \leq 2|\mathcal{F}_{2k+1}|e^{-2n\varepsilon^2} \\ & \leq 8k(k)!(pq)^{k+1}e^{-2n\varepsilon^2} \end{aligned}$$

Equivalently:

$$\begin{aligned} & \mathbb{P}[(\forall f \in \mathcal{F}_{2k+1}), \varphi_f(S) - \mathbb{E}_S[\varphi_f(S)] \leq \varepsilon] \geq \\ & 1 - 8k(k)!(pq)^{k+1}e^{-2n\varepsilon^2} \end{aligned}$$

Setting $8k(k)!(pq)^{k+1}e^{-2n\varepsilon^2} = \delta$, we get $\varepsilon = \sqrt{\frac{(k+1) \log pq + \log 8k(k)! + \log(1/\delta)}{2n}}$. Thus:

$$\begin{aligned} & \mathbb{P}[(\forall f \in \mathcal{F}_{2k+1}), \varphi_f(S) < \mathbb{E}_S[\varphi_f(S)] + \\ & \sqrt{\frac{(k+1) \log pq + \log 8k(k)! + \log(1/\delta)}{2n}}] \\ & \geq 1 - \delta \end{aligned} \quad (3)$$

Note that by the definition of the supremum, by the definition of the function $\varphi_f : \mathcal{Z}^n \rightarrow \mathbb{R}$, and by eq.(3), with probability at least $1 - \delta$, we have:

$$\begin{aligned} & (\forall f \in \mathcal{F}_{2k+1}, \forall h \in \mathcal{H}(f)) \\ \mathbb{E}_{\mathcal{D}}[h] - \widehat{\mathbb{E}}_S[h] & \leq \sup_{h \in \mathcal{H}(f)} (\mathbb{E}_{\mathcal{D}}[h] - \widehat{\mathbb{E}}_S[h]) \\ & = \varphi_f(S) \\ & < \sqrt{\frac{(k+1) \log pq + \log 8k(k)! + \log(1/\delta)}{2n}} + \\ & \mathbb{E}_S[\varphi_f(S)] \end{aligned} \quad (4)$$

The next step is to bound $\mathbb{E}_S[\varphi_f(S)]$ in eq.(4) in terms of the Rademacher complexity of $\mathcal{W}(f)$. By the definition of φ_f , by the ghost sample technique, the Ledoux-Talagrand Contraction Lemma, we can show that

$$\mathbb{E}_S[\varphi_f(S)] = 2\mathfrak{R}_n(\mathcal{H}(f)) \leq 2\mathfrak{R}_n(\mathcal{W}(f))$$

The final step is to bound $\mathfrak{R}_n(\mathcal{W}(f))$, and it is sufficient to bound $\widehat{\mathfrak{R}}_S(\mathcal{W}(f))$ for any $f \in \mathcal{F}_{2k+1}$. Then for a fixed $f \in \mathcal{F}_{2k+1}$, any $g \in \mathcal{W}(f)$ can be rewritten as a summation of no more than $[(1.45)^{k+1}]$ productions of basis functions, where $[m]$ denotes that largest integer smaller than or equal to m according to Lemma 2. We could decompose $h = h(x; f, \mathbf{w})$ as in equation (2), thus $h = h(x; f, \mathbf{w}) = \langle \mathbf{v}, \mathbf{u} \rangle$. By using a technique similar to [6] for linear prediction, we have

$$\begin{aligned} \widehat{\mathfrak{R}}_S(\mathcal{W}(f)) & = \mathbb{E}_{\sigma} \left[\sup_{g \in \mathcal{W}(f)} \left(\frac{1}{n} \sum_{i=1}^n \sigma_i g(\mathbf{x}^{(i)}) \right) \right] \\ & = \mathbb{E}_{\sigma} \left[\sup_{\|\mathbf{w}\|_1 \leq 1} \left(\frac{1}{n} \sum_{i=1}^n \sigma_i g(\mathbf{x}^{(i)}; \mathbf{w}, f) \right) \right] \\ & \leq \frac{1}{n} \mathbb{E}_{\sigma} \left[\sup_{\|\mathbf{v}\|_1 \leq 1} \left(\sum_{i=1}^n \sigma_i \langle \mathbf{v}, \mathbf{u}^{(i)} \rangle \right) \right] \\ & = \frac{1}{n} \mathbb{E}_{\sigma} \left[\sup_{\|\mathbf{v}\|_1 \leq 1} \langle \mathbf{v}, \sum_{i=1}^n \sigma_i \mathbf{u}^{(i)} \rangle \right] \\ & = \frac{\|\mathbf{v}\|_1}{n} \mathbb{E}_{\sigma} [\|\sum_{i=1}^n \sigma_i \mathbf{u}^{(i)}\|_{\infty}] \\ & = \frac{1}{n} \mathbb{E}_{\sigma} \left[\sup_j \sum_{i=1}^n \sigma_i [\mathbf{u}^{(i)}]_j \right] \\ & = \frac{\sqrt{2 \log M_{2k+1}}}{n} \sup_j \sqrt{\sum_{i=1}^n [\mathbf{u}^{(i)}]_j^2} \\ & \leq \frac{\sqrt{2 \log M_{2k+1}}}{n} \sqrt{n \|\mathbf{u}\|_{\infty}^2} \\ & \leq \sqrt{\frac{2 \log M_{2k+1}}{n}} \\ & \leq \sqrt{\frac{2(k+1) \log 1.45}{n}} \\ & < \sqrt{\frac{k+1}{n}} \end{aligned}$$

Finally, we have $\mathfrak{R}_n(\mathcal{W}(f)) = \mathbb{E}_{S \sim \mathcal{D}^n}[\widehat{\mathfrak{R}}_S(\mathcal{W}(f))] < \sqrt{\frac{k+1}{n}}$ \square

4 Necessary Number of Samples

In this section, we will analyze the necessary number of samples to recover a labeled binary tree from a given dataset. We utilize Fano's inequality as the main technique to complete the proof.

We will construct a restricted ensemble as follows. Define $\phi_i(z) = \alpha_i z$, and $\alpha_i = 1 + \frac{i-1}{q-1}, i = 1, \dots, q$, $x_i \sim N(0, \sigma^2)$, $\epsilon_i \sim N(0, \sigma_{\epsilon}^2)$. Let $S = \{(x_i, z_i) : z_i =$

$g(x_i) + \epsilon_i, i = 1, \dots, n\}$, and $S' = \{(x_i, t(z_i)) : z_i = g(x_i) + \epsilon_i, i = 1, \dots, n\}$. This defines a Markov chain $g \rightarrow S \rightarrow S' \rightarrow \hat{g}$. To apply Fano's inequality, we need to further bound the mutual information $\mathbb{I}(g, S')$ by a sum of Kullback-Leibler (KL) divergences of the form $KL(P_{x,y|g_i}|P_{x,y|g'_i})$ where g_i and g'_i are two different compositional trees. A good property of the Normal distribution is that there is an explicit formula for the Kullback-Leibler divergence. However, if including multiplication, it becomes hard to compute or bound the KL divergence. To conquer this difficulty, the idea here is to lower-bound the probability of error for the problem with support on a subspace of \mathcal{F}_{2k+1} instead. This could give the necessary number of samples for the original functional space as well. Consider a labeled binary tree subspace \mathcal{G}_{2k+1} of \mathcal{F}_{2k+1} , where we only includes plus signs, and each covariate x_j of the independent variable \mathbf{x} is only used once, and all the weights are equal to 1. Equivalently,

$$\begin{aligned} \mathcal{G}_{2k+1} &= \{g_{\mathcal{A}}(\mathbf{x}) = \sum_{(i,j) \in \mathcal{A}} \phi_i(x_j) : \\ \mathcal{A} &\subseteq \{1, \dots, q\} \times \{1, \dots, p\}, \text{ and } |\mathcal{A}| = k+1. \\ \text{For } \forall (i,j) \in \mathcal{A}, \text{ any } l \neq i, (l,j) \notin \mathcal{A}\}. \end{aligned}$$

Let $c = |\mathcal{G}_{2k+1}| = \sum_{i=1}^k q^{i+1} \binom{p}{i+1}$. Note that any $g_{\mathcal{A}} \in \mathcal{G}_{2k+1}$ can be decomposed as the sum of $k+1$ functions from Φ , that is $g_{\mathcal{A}}(\mathbf{x}) = \sum_{l=1}^{k+1} \phi_{i_l}(x_{j_l}) = \sum_{l=1}^{k+1} \alpha_{i_l} x_{j_l}$, where $\mathcal{A} = \{(i_1, j_1), (i_2, j_2), \dots, (i_{k+1}, j_{k+1})\}$.

Theorem 2. *Assume nature uniformly picks a true hypothesis \bar{g} from \mathcal{G}_{2k+1} . For any estimator \hat{g} , if $n \leq \frac{\log(q^{k+1} \binom{p}{k+1}) - 2 \log 2}{1.5}$, then $\mathbb{P}[\hat{g} \neq \bar{g}] \geq \frac{1}{2}$.*

Proof. By the data processing inequality [2] in the Markov chain $g \rightarrow S \rightarrow S' \rightarrow \hat{g}$, and since the mutual information can be bounded by a pairwise KL bound [9], we have

$$\begin{aligned} \mathbb{I}(\bar{g}, S) &\leq \mathbb{I}(\bar{g}, S') \\ &\leq \frac{1}{c^2} \sum_{\mathcal{A}} \sum_{\mathcal{A}'} KL(P_{S|g_{\mathcal{A}}}|P_{S|g_{\mathcal{A}'}}) \\ &= \frac{n}{c^2} \sum_{\mathcal{A}} \sum_{\mathcal{A}'} KL(P_{x,y|g_{\mathcal{A}}}|P_{x,y|g_{\mathcal{A}'}}) \\ &= \frac{n}{c^2} \sum_{l=1}^c \sum_{l'=1}^c KL(\mathcal{N}(0, \sum_{l=1}^{k+1} \alpha_{i_l}^2 \sigma^2 + \sigma_{\epsilon}^2) | \\ &\quad \sum_{l=1}^{k+1} \alpha_{i'_l}^2 \sigma^2 + \sigma_{\epsilon}^2) \\ &= \frac{n}{c^2} \sum_{l=1}^c \sum_{l'=1}^c \left\{ \frac{1}{2} \left[\log \frac{\sum_{l=1}^{k+1} \alpha_{i_l}^2 \sigma^2 + \sigma_{\epsilon}^2}{\sum_{l=1}^{k+1} \alpha_{i'_l}^2 \sigma^2 + \sigma_{\epsilon}^2} - 1 \right] \right\} \end{aligned}$$

$$\begin{aligned} &\left. \frac{\sum_{l=1}^{k+1} \alpha_{i_l}^2 \sigma^2 + \sigma_{\epsilon}^2}{\sum_{l=1}^{k+1} \alpha_{i'_l}^2 \sigma^2 + \sigma_{\epsilon}^2} \right\} \\ &= \frac{n}{2c^2} \sum_{l=1}^c \sum_{l'=1}^c \left[\frac{\sum_{l=1}^{k+1} \alpha_{i_l}^2 \sigma^2 + \sigma_{\epsilon}^2}{\sum_{l=1}^{k+1} \alpha_{i'_l}^2 \sigma^2 + \sigma_{\epsilon}^2} - 1 \right] \\ &\leq \frac{n}{2c^2} \sum_{l=1}^c \sum_{l'=1}^c [4 - 1] \\ &= \frac{3n}{2} \end{aligned}$$

By the Fano's inequality [2] on the Markov chain $g \rightarrow S \rightarrow S' \rightarrow \hat{g}$, we have

$$\begin{aligned} \mathbb{P}[\hat{g} \neq \bar{g}] &\geq 1 - \frac{\mathbb{I}(\bar{g}, S') + \log 2}{\log c} \\ &\geq 1 - \frac{1.5n + \log 2}{\log c} \end{aligned}$$

By making $\frac{1}{2} = \mathbb{P}[\hat{g} \neq \bar{g}] \geq 1 - \frac{1.5n + \log 2}{\log c}$, we have $n \leq \frac{\log c - 2 \log 2}{1.5}$. Since $c \geq q^{k+1} \binom{p}{k+1}$, $n \leq \frac{\log(q^{k+1} \binom{p}{k+1}) - 2 \log 2}{1.5}$ implies $\mathbb{P}[\hat{g} \neq \bar{g}] \geq \frac{1}{2}$. If $p \gg k$, the above is equivalent to

$$\begin{aligned} n &= \Omega \left(\frac{\log[q^{k+1} p^{k+1} / (k+1)!] - 2 \log 2}{1.5} \right) \\ &= \Omega((k+1) \log(pq) - \log(k+1)!) \end{aligned}$$

□

5 Greedy Search Algorithm for Regression

In this section, we will propose a greedy search algorithm to recover a weighted labeled binary tree for regression.

For simplicity, we assume the covariate $\mathbf{x}_m \in [0, 1]^p$. As for the set of basis functions Φ , piecewise linear functions, Fourier basis functions, or truncated polynomials could be good choices in practice. We first define $f_{\mathbf{w}}(\mathbf{x})$ as the output of tree structure f with weights \mathbf{w} for input \mathbf{x} . For instance, let f be the tree structure of Figure 3. With a corresponding weight for each leaf, $f_{\mathbf{w}}$ can be visualized as in Figure 4. Thus $f_{\mathbf{w}}(\mathbf{x}) = (w_1 \phi_1(x_2) + w_2 \phi_3(x_1)) * (w_3 \phi_3(x_2) + w_4 \phi_1(x_3))$ in this specific case. The loss function is defined as

$$L(f_{\mathbf{w}}; \mathbf{x}, \mathbf{y}) = \sum_{m=1}^n (y_m - \hat{y}_m)^2 / 2, \text{ where } \hat{y}_m = f_{\mathbf{w}}(\mathbf{x}_m).$$

We could explore the interaction structure f by adding and multiplying a basis function on a single dimension of covariate \mathbf{x} . Our algorithm begins by applying all basis functions to all input dimensions, and picking the one that minimizes $\sum_{m=1}^n (y_m - w' \phi_{i'}(x_{j'}))^2 / 2$ among all functions $i' \in \{1, \dots, q\}$ and coordinates $j' \in \{1, \dots, p\}$,

where w' is estimated separately for each candidate option (i', j') . After finding this initial node, we repeat the following search operators over the leaves of the current tree: Any leaf \mathcal{V} can be replaced with $\mathcal{V} + \mathcal{V}'$, or $\mathcal{V} * \mathcal{V}'$, where $\mathcal{V}' = w' \phi_{i'}(x_{j'})$.

Our algorithm searches over the space of trees using a greedy search approach. At each stage, we evaluate the replacement of every leaf by either a summation or multiplication, and compute the weight for the new candidate leaf while fixing all the other weights. Then we take the search operation with the lowest score among all leaves, at each iteration. Algorithm 1 presents our main algorithm.

Computing the Weight. A main step in our main algorithm is the computation of the weight of a new candidate leaf, while fixing all the other weights. Fortunately, computing the new weight turns out to be a simple least square problem. Take Figure 5 for example, and assume we are trying to insert a new leaf wx_4^3 with either a "+" or "*" at the Node E, that is to replace the weighted leaf $-.05x_1$ with either $-.05x_1 + wx_4^3$ or $-.05x_1 * wx_4^3$. With an unknown weight w and an unknown intercept w_0 , the output \hat{y}_m for the input \mathbf{x}_m of the new tree is

$$w_0 + [.1x_{m2}^2 - .05x_{m1} + wx_{m4}^3](.3 \sin(\pi x_{m2}) + .02x_{m3}) \\ \triangleq w_0 + b(\mathbf{x}_m) + k(\mathbf{x}_m)(wx_{m4}^3 - .05x_{m1})$$

for "+", and

$$w_0 + [.1x_{m2}^2 + wx_{m4}^3(-.05)x_{m1}](.3 \sin(\pi x_{m2}) + .02x_{m3}) \\ = w_0 + b(\mathbf{x}_m) + k(\mathbf{x}_m)(-.05wx_{m4}^3x_{m1})$$

for "*".

Note that $b(\mathbf{x}_m)$ and $k(\mathbf{x}_m)$ are constant with respect to the to-be-defined weight, and thus, the optimization problems $\min_w \sum_{m=1}^n (y_m - w_0 - b(\mathbf{x}_m) - k(\mathbf{x}_m)(wx_{m4}^3 - .05x_{m1}))^2$ and $\min_w \sum_{m=1}^n (y_m - w_0 - b(\mathbf{x}_m) - k(\mathbf{x}_m)(-.05wx_{m4}^3x_{m1}))^2$ are both least square problems. We add a constraint $|w| \leq 1$ according to the assumption of Theorem 1, to ensure the uniform convergence. However, it is not straightforward to compute $b(\mathbf{x}_m)$ and $k(\mathbf{x}_m)$. As shown in Algorithm 2, we compute the value of $b(\mathbf{x}_m)$ and $k(\mathbf{x}_m)$ iteratively along the path from the root to the insert position. We will continue with our current setting, and move on to compute $b(\mathbf{x}_m)$ and $k(\mathbf{x}_m)$ according to Algorithm 2, assuming $\mathbf{x}_m = (1, 1, 1)$.

1. Input: $\mathbf{x}_m = (1, 1, 1)$, f_w is the tree in Figure 5, $path = (left, right)$
2. Initialize: $root = \text{Node A}$, $k = 1, b = 0$
3. In a first iteration $path[1] = left$, so define $subtree$ as the $right = !left$ subtree of $root$ (consisting of Nodes C, F, G),
 $val_m = evaluate(subtree, \mathbf{x}_m) = .3 \sin(\pi x_{m2}) + .02x_{m3} = .02$

Algorithm 1 Greedy search algorithm

Input: $\mathbf{X} = (\mathbf{x}_1, \dots, \mathbf{x}_n)' \in \mathbb{R}^{n \times p}$: n data points

$\mathbf{y} = (y_1, \dots, y_n) \in \mathbb{R}^n$: n observations

Φ : a set of q basis functions

k : the number of iterations

Initialize the tree $f_w = w_0 + w_1 \phi_{i_1}(x_{j_1})$, where

$$(w_0, w_1, i_1, j_1) = \arg \min_{(w'_0, w', i', j')} \sum_{m=1}^n (y_m - w'_0 - w' \phi_{i'}(x_{j'}))^2$$

for $iters = 1$ **to** $k - 1$ **do**

for $node$ in $f_w.leaves$ **do**

$path = path(f_w.root, node)$

for $m = 1$ **to** n **do**

Algorithm 2 with input $(\mathbf{x}_m, f_w, path)$:

$b_m = b(\mathbf{x}_m)$, $k_m = k(\mathbf{x}_m)$

$c_m = node(\mathbf{x}_m)$ (If $node$ is $w \phi_i(x_j)$, then $node(\mathbf{x}_m) = w \phi_i(x_{m_j})$)

end for

$$(w_0, w_+, i_+, j_+) = \arg \min_{(w'_0, w' \leq 1, i', j')} \sum_{m=1}^n (y_m - w'_0 - b_m - k_m(c_m + w' \phi_{i'}(x_{m_{j'}})))^2, \text{ and define } r_+ \text{ as the corresponding minimum value attained.}$$

$(w_0, w_*, i_*, j_*) = \arg \min_{(w'_0, w' \leq 1, i', j')} \sum_{m=1}^n (y_m - w'_0 - b_m - k_m(c_m w' \phi_{i'}(x_{m_{j'}})))^2, \text{ and define } r_* \text{ as the corresponding minimum value attained.}$

$$(w_0, w_*, i_*, j_*) = \arg \min_{(w'_0, w' \leq 1, i', j')} \sum_{m=1}^n (y_m - w'_0 - b_m - k_m(c_m w' \phi_{i'}(x_{m_{j'}})))^2, \text{ and define } r_* \text{ as the corresponding minimum value attained.}$$

if $r_+ < r_*$ **then**

Insert the new leaf $w_+ \phi_{i_+}(x_{j_+})$ at $node$ with "+", and call the new tree f_w^{node}

$r_{node} = r_+$

else

Insert the new leaf $(w_* \phi_{i_*}(x_{j_*}))$ at $node$ with "*", and call the new tree f_w^{node}

$r_{node} = r_*$

end if

end for

if $r_{node} < r_{best}$ **then**

$r_{BEST} = r_{node}$

$f_w^{best} = f_w^{node}$

end if

Update f_w with f_w^{best}

end for

Output: f_w

4. Since $root = "*" , k = val_m * k = .02$
5. Update $root$ as its left child: $root = \text{Node B}$, $path = (right)$ after removing the first element of $path$
6. In a second iteration $path[1] = right$, so update $subtree$ as the $left = !right$ subtree of $root$ (consisting of Node D only)

$$val_m = evaluate(subtree, \mathbf{x}_m) = .1x_m^2 = .1$$
7. Since $root = "+" , b = b + val_m * k = .002$
8. Update $root$ as its right child, $path = ()$ after removing the first element of $path$
9. Stop the iterations since $path$ is empty
10. Return $(b(\mathbf{x}_m) = .002, k(\mathbf{x}_m) = .02)$

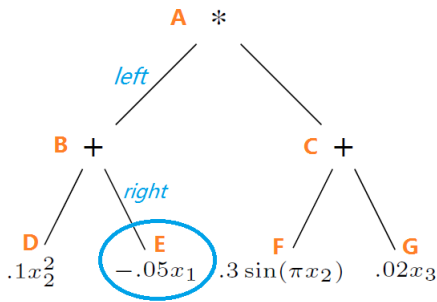


Figure 5: Insert a new leaf at Node E.

Algorithm 2 Compute $b(\mathbf{x}_m)$ and $k(\mathbf{x}_m)$

Input: $\mathbf{x}_m \in \mathbb{R}^p$: data point
 f_w : current weighted labeled tree
 $path$: path from the root to the insert position
 Initialize $root$ as the root of f_w , $k=1$, $b=0$
while $path$ is not empty **do**
 Define $subtree$ as the $!path[1]$ subtree of $root$
 $val = evaluate(subtree, \mathbf{x}_m)$, where $evaluate$ gives the output of the weighted labeled tree $subtree$ with input \mathbf{x}_m
 if $root = "+"$ **then**
 $b = b + val * k$
 else if $root = "*"$ **then**
 $k = val * k$
 end if
 Update $root$ as its $path[1]$ child
 Remove the first element of $path$
end while
Output: (b, k)

6 Experiments

In this section, we will demonstrate the effectiveness our method in two simulation experiments, and in one real-world experiment.

6.1 Simulations

We sample 5000 training samples and 1000 testing samples for two simulation studies. We set $y = g(\mathbf{x}) + .01\epsilon$, where g is the true function, and $\epsilon \sim N(0, 1)$. Our choice of the set of basis functions Φ include

- B-splines of degree 1 with knots $\mathbf{t} = (0, .1, \dots, 1)$:

$$B_i(x) = \begin{cases} (x - t_{i-1}) / (t_i - t_{i-1}), & t_{i-1} \leq x < t_i \\ (t_{i+1} - x) / (t_{i+1} - t_i), & t_i \leq x < t_{i+1} \end{cases}$$
- Fourier basis functions $\{\sin(i\pi x), \cos(i\pi x)\}_{i=1, \dots, 5}$
- Truncated polynomials $\{x, x^2, x^3, (x - .1)_+^3, \dots, (x - .9)_+^3\}$, where $(x)_+ = \max(x, 0)$

For simulation 1, the true function $g(\mathbf{x}) = \sin(\pi x_1) \sin(\pi x_3) + \cos(2\pi x_2) x_1$, and for simulation 2, the true function $g(\mathbf{x}) = \sin(\pi x_1) \cos(2\pi x_2) + x_1^2$. We use the whole training set to update the tree for simulation 1, while we only use 1000 samples selected uniformly at random for each iteration to update the tree for simulation 2. Our goal in these two simulation studies is to demonstrate the good performance of our algorithm to recover interactions. In Figure 6 and Figure 7, we report for root mean squared errors in both the training and testing sets. For both simulations, the root mean squared error in the training and testing sets get close to 0 at a very few steps. In the meanwhile, both values are close to each other, providing evidence that our algorithm generalizes to unseen data.

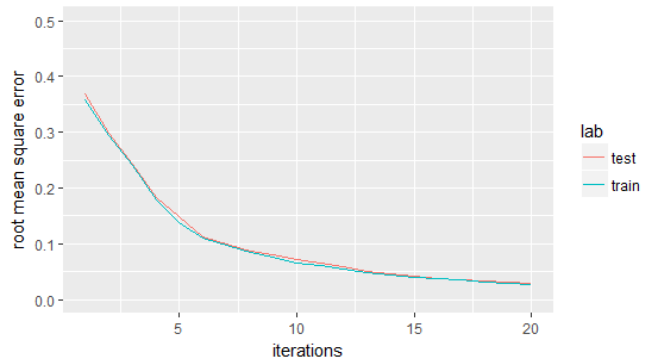


Figure 6: Root mean square errors for training and testing data sets for simulation 1.

6.2 Airline Delays

For real-world experiments, we evaluate our algorithm on the US flight dataset [5]. We use a subset of the data with

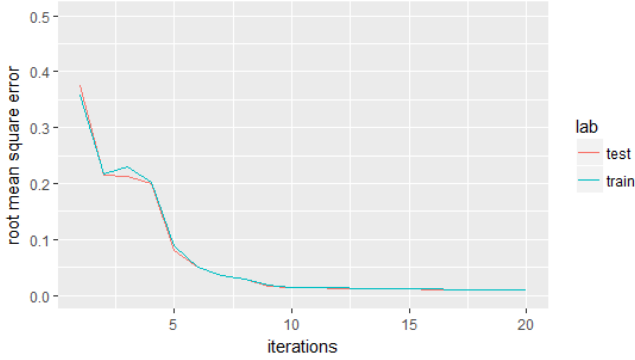


Figure 7: Root mean square errors for training and testing data sets for simulation 2.

flight arrival and departure times for commercial flights in 2008. The flight delay is used as our response variable and we include 8 of the many variables from this dataset: the age of the aircraft, distance that needs to be covered, airtime, departure time, arrival time, day of the week, day of the month, and month. We randomly select 800,000 datapoints, using a random subset of 700,000 samples to train the model and 100,000 to test it. Since distance has a strong linear relationship with airtime, we remove the distance from the covariates. We do a log transformation for the age of aircraft and airtime to make the distribution less skewed. Within less than 10 iterations, the root mean squared error is 34.89 with less than 10 iterations, which is quite competitive with regard to prior literature using this dataset.

References

- [1] Carl De Boor. *A practical guide to splines*, volume 27. Springer-Verlag New York, 1978.
- [2] T. Cover and J. Thomas. *Elements of Information Theory*. John Wiley & Sons, 2nd edition, 2006.
- [3] David K Duvenaud, James Robert Lloyd, Roger B Grosse, Joshua B Tenenbaum, and Zoubin Ghahramani. Structure discovery in nonparametric regression through compositional kernel search. In *International Conference on Machine Learning (3)*, pages 1166–1174, 2013.
- [4] Chong Gu. *Smoothing spline ANOVA models*, volume 297. Springer Science & Business Media, 2013.
- [5] James Hensman, Nicolo Fusi, and Neil D Lawrence. Gaussian processes for big data. *arXiv preprint arXiv:1309.6835*, 2013.
- [6] S. Kakade, K. Sridharan, and A. Tewari. On the complexity of linear prediction: Risk bounds, margin bounds, and regularization. *Neural Information Processing Systems*, 21:793–800, 2008.

- [7] Garvesh Raskutti, Bin Yu, and Martin J Wainwright. Lower bounds on minimax rates for nonparametric regression with additive sparsity and smoothness. In *Advances in Neural Information Processing Systems*, pages 1563–1570, 2009.
- [8] Pradeep Ravikumar, Han Liu, John D Lafferty, and Larry A Wasserman. Spam: Sparse additive models. In *Neural Information Processing Systems*, pages 1201–1208, 2007.
- [9] Bin Yu. Assouad, fano, and le cam. In *Festschrift for Lucien Le Cam*, pages 423–435. Springer, 1997.

A Appendix

Lemma 3. *Let z be a random variable of support $\mathcal{Z} = (\mathbb{R}^p, \mathcal{Y})$ and distribution \mathcal{D} . Let $S = \{z_1 \dots z_n\}$ be a data set of n samples. Let \mathcal{H} be a hypothesis class satisfying $\mathcal{H} \subseteq \{h \mid h : \mathcal{Z} \rightarrow [0, 1]\}$. The function:*

$$\varphi(S) = \sup_{h \in \mathcal{H}} \left(\mathbb{E}_{\mathcal{D}}[h] - \widehat{\mathbb{E}}_S[h] \right) \quad (7)$$

satisfies the following condition:

$$|\varphi(z_1, \dots, z_i, \dots, z_n) - \varphi(z_1, \dots, \tilde{z}_i, \dots, z_n)| \leq 1/n$$

$$(\forall i, \forall z_1 \dots z_n, \tilde{z}_i \in \mathcal{Z})$$