

New symmetry tests based on the characterization by squares of linear statistics, and their efficiencies

V. Božin^{1a,b}, B. Milošević^{2a}, Ya. Yu. Nikitin^{3c,d}, M. Obradović^{4a}

^aFaculty of Mathematics, University of Belgrade, Studenski trg 16, Belgrade, Serbia

^bMathematical Institute SANU, Kneza Mihaila 36, Belgrade, Serbia

^cDepartment of Mathematics and Mechanics, Saint-Petersburg State University,
Universitetskaya nab. 7/9, Saint-Petersburg 199034, Russia

^dNational Research University - Higher School of Economics, Souza Pechatnikov, 16,
St.Petersburg 190008, Russia

Abstract

Two new symmetry tests, of integral and Kolmogorov type, based on the characterization by squares of linear statistics are proposed. The test statistics are related to the family of degenerate U-statistics. Their asymptotic properties are explored. The maximal eigenvalue, needed for the derivation of their logarithmic tail behavior, was calculated or approximated using techniques from the theory of linear operators and the perturbation theory. The quality of the tests is assessed using the approximate Bahadur efficiency as well as the simulated powers. The tests are shown to be comparable with some commonly used classical tests of symmetry.

keywords: symmetry tests, characterization, degenerate U-statistics, second order Gaussian chaos process, approximation of maximal eigenvalue, asymptotic efficiency

MSC(2010): 62G10, 62G20, 45C05, 47A58

1 Introduction

Consider the classical problem of testing the univariate symmetry with respect to zero. Let F be the distribution function (d.f.) of an i.i.d. sample X_1, \dots, X_n , and suppose it is continuous. We are interested in testing the hypothesis

$$H_0 : 1 - F(x) - F(-x) = 0, \quad \forall x \in \mathbb{R}, \quad (1)$$

against the alternative H_1 under which the equality in (1) is violated at least in one point.

¹bozin@matf.bg.ac.rs

²bojana@matf.bg.ac.rs

³yanikit47@mail.ru

⁴marcone@matf.bg.ac.rs

Well-known and simple test statistics for this problem are the sign statistic and the Wilcoxon signed rank statistic. Their properties are thoroughly explored and described in classical literature, as are some more sophisticated signed rank statistics (see e.g. [26], [10] and [15]).

Another class contains symmetry tests based on the empirical d.f.'s. Many examples, including the Kolmogorov-Smirnov- and ω^2 -type tests, are described in [19]. This monograph offers an extensive review of various symmetry tests, together with the calculation of their efficiencies.

In recent times, introducing tests based on characterizations became a popular direction in goodness-of-fit testing. Such tests are attractive because they employ some *intrinsic properties* of the probability laws related to the characterization, and therefore they can exhibit high efficiency and power.

The first to introduce such symmetry tests were Baringhaus and Henze in [4]. They proposed suitable U-empirical Kolmogorov-Smirnov- and ω^2 -type tests of symmetry based on their characterization. The calculation of Bahadur efficiencies, for the Kolmogorov-type test, was then performed in [20], see also [21]. An integral-type symmetry test, based on the same characterization, was proposed and analyzed by Litvinova in [17].

Recently, Nikitin and Ahsanullah [22] built new tests of symmetry with respect to zero, based on the characterization by Ahsanullah [1]. This characterization was generalized and used for construction of similar symmetry tests by Milošević and Obradović [18]. The quality of all these tests was examined using the Bahadur efficiency, which is applicable to the case of non-normal limiting distributions.

Here we consider the characterization obtained independently by Wesolowski [27, Corollary 1], and Donati-Martin, Song and Yor [5, Lemma 1]. They proved the following proposition:

Let X and Y be i.i.d. random variables such that $(X - Y)^2$ and $(X + Y)^2$ are equidistributed. Then X and Y are symmetric with respect to zero.

Our aim is to build the integral- and the Kolmogorov-type U-empirical tests of symmetry based on this characterization; to explore their asymptotic properties; and to assess their quality via the approximate Bahadur efficiency and the simulated powers.

Our test statistics are based on U-statistics. This large class of statistics, which was first defined in the middle of last century in the problems of the unbiased estimation [7], and its theory established in the seminal paper of Hoffding [9], are very important since numerous well-known statistics belong to this class. The most complete treatment of the theory can be found in [12] and [14]. In our paper, unlike in many others in this domain of research, the emerging U-statistics and the families of U-statistics turn out to be *degenerate*. This feature highly complicates the problem and makes it new and attractive.

The limiting distribution of the underlying U-statistics is the second order Gaussian chaos (see [13, Chapter 3]). Their tail behavior depends on the maximal eigenvalue of the corresponding integral operator. In the case of the uniform distribution we obtain it theoretically. When studying the U-empirical Kolmogorov-type test, we are forced to work with the family of degenerate U-statistics depending on a real parameter t . Here a challenging problem lies in finding the supremum of the first eigenvalues (also depending on t) of the corresponding family of integral operators. This is mathematically the most interesting and original point. In the case of the uniform distribution, we solve

it using a suitable decomposition of the family of operators to some simpler "triangular" operators (see Appendix). In the case of other distributions, we approximate the corresponding maximal eigenvalue using the appropriate sequences of discrete linear operators. The application of these mathematical means, for the first time in this field, is the most innovative and important feature of the paper.

The rest of the paper is organized as follows. In Section 2 we propose the test statistics and study their limiting distributions. Section 3 is devoted to the calculation of the approximate Bahadur efficiencies of our tests. In Section 4 we assess the powers of our tests through a simulation study. For convenience, some proofs are given in the Appendix.

2 Test statistics

Let F_n^* be the empirical d.f. of $|X_1|, \dots, |X_n|$, and let $F^*(t) = P\{|X_1| < t\}$ be its theoretical counterpart. In view of the characterization, we consider the following two test statistics:

$$\bar{J}_n = \int_{-\infty}^{\infty} (G_n(t) - H_n(t)) dF_n^*(t), \quad (2)$$

$$K_n = \sup_t |G_n(t) - H_n(t)| \quad (3)$$

where

$$G_n(t) = \binom{n}{2}^{-1} \sum_{i < j} \mathbf{I}\{|X_i - X_j| < t\},$$

$$H_n(t) = \binom{n}{2}^{-1} \sum_{i < j} \mathbf{I}\{|X_i + X_j| < t\}$$

are U-empirical d.f.'s. After the integration we obtain

$$\bar{J}_n = n^{-1} \binom{n}{2}^{-1} \sum_{i < j} \sum_k \mathbf{I}\{|X_i - X_j| < |X_k|\} - \mathbf{I}\{|X_i + X_j| < |X_k|\}.$$

The statistic \bar{J}_n is a hybrid of a U- and a V-statistics. Instead of it, we propose the corresponding U-statistic

$$J_n = \binom{n}{3}^{-1} \sum_{1 \leq i < j < k \leq n} \Phi(X_i, X_j, X_k),$$

with symmetrized kernel

$$\begin{aligned} \Phi(X_1, X_2, X_3) = & \frac{1}{3!} \sum_{\pi \in \Pi(3)} \mathbf{I}\{|X_{\pi(1)} - X_{\pi(2)}| < |X_{\pi(3)}|\} \\ & - \mathbf{I}\{|X_{\pi(1)} + X_{\pi(2)}| < |X_{\pi(3)}|\}, \end{aligned} \quad (4)$$

where $\Pi(m)$ is the set of all permutations of the set $\{1, 2, \dots, m\}$.

This statistic is more natural, and, moreover, an unbiased estimator of

$$\int_{-\infty}^{\infty} (P\{|X - Y| < t\} - P\{|X + Y| < t\}) dF^*(t).$$

Magnified by the factor n , J_n and \bar{J}_n have somewhat different limiting distributions. However, in terms of the logarithmic tail behaviour they are equivalent, and both statistics lead to consistent tests for our hypothesis.

We consider large values of $|J_n|$ and K_n to be significant.

2.1 Statistic J_n

The statistic J_n is a U-statistic with symmetric kernel Φ given in (4). Its first projection on X_1 under H_0 is equal to zero, while the second projection on (X_1, X_2) , at the point (s, t) , is

$$\varphi_F(s, t) = 2/3 \left(F(|s + t|) - F(|s - t|) \right),$$

where F is the d.f. of a null symmetric distribution.

Theorem 2.1 *Under H_0 , the following convergence in distribution holds*

$$nJ_n \xrightarrow{d} \binom{3}{2} \sum_{i=1}^{\infty} \nu_i(F) (W_i^2 - 1), \quad (5)$$

where $\{W_i\}$ is the sequence of i.i.d. standard normal random variables, and $\{\nu_i(F)\}$ is the non-increasing sequence of eigenvalues of the integral operator \mathcal{J}_F with kernel φ_F .

Proof. Since the kernel Φ is bounded and degenerate, the result follows from the theorem for the asymptotic distribution of U-statistics with degenerate kernels [12, Corollary 4.4.2]. \square

Since our test statistic is not distribution free, the eigenvalues need to be derived for each null distribution. In the following theorem we consider the case of the uniform distribution.

Theorem 2.2 *Let F be the d.f. of the uniform $U[-\vartheta, \vartheta]$ distribution. Then the sequence of eigenvalues ν_i from (5) are the solutions of the following equation*

$$\frac{\tan\left(\frac{1}{2\sqrt{\nu}}\right)}{6\sqrt{\nu}} - \frac{\cot\left(\frac{1}{2\sqrt{3\nu}}\right)}{2\sqrt{3\nu}} = 0. \quad (6)$$

Proof. It is easy to see that our statistic is scale free. Therefore we may suppose that F is the d.f. of the uniform $U[-1, 1]$ distribution.

From (4) it is obvious that the function φ is odd, as a function of s as well as a function of t . Hence, it suffices to present the kernel for $s > 0$ and $t > 0$.

$$\varphi(s, t) = \begin{cases} -\frac{2}{3}s, & 0 < s < t < 1, s + t < 1; \\ \frac{1}{3}(1 + s - t), & 0 < s < t < 1, s + t > 1; \\ \frac{2}{3}t, & 0 < t < s < 1, s + t < 1; \\ \frac{1}{3}(1 - s + t), & 0 < t < s < 1, s + t > 1. \end{cases}$$

By definition, the eigenvalues and their eigenfunctions e satisfy

$$\nu e(s) = \mathcal{J}[e(t)] = \int_{-1}^1 \frac{1}{2} e(t) \varphi(s, t) dt. \quad (7)$$

Since the kernel is an odd function, the eigenfunctions must be odd, too. Therefore they can be represented using their Fourier expansion

$$e(t) = \sum_{k=1}^{\infty} a_k u_k(t), \quad (8)$$

where $u_k(s) = \sin k\pi s$.

Applying the operator \mathcal{J} to the function e given in (8), we have that (7) is equivalent to

$$\mathcal{J}\left[\sum_{k=1}^{\infty} a_k u_k(t)\right] = \nu \sum_{l=1}^{\infty} u_l(s) a_l. \quad (9)$$

The left hand side is a function from $L^2[-1, 1]$, and its Fourier expansion is

$$\mathcal{J}\left[\sum_{k=1}^{\infty} a_k u_k(t)\right] = \sum_{l=1}^{\infty} b_l u_l(s), \quad (10)$$

where $b_l = \sum_{k=1}^{\infty} a_k \langle \mathcal{J}[u_k(t)], u_l(t) \rangle / \|u_l(t)\| = 2 \sum_{k=1}^{\infty} \langle \mathcal{J}[u_k(t)], u_l(t) \rangle$, and $\langle \cdot, \cdot \rangle$ is the scalar product. After some calculations we get

$$\langle \mathcal{J}[u_k], u_l \rangle = \begin{cases} \frac{(-1)^{k+l}}{3kl\pi^2}, & k \neq l; \\ \frac{2}{3k^2\pi^2} - \frac{(-1)^k}{6k^2\pi^2}, & k = l. \end{cases} \quad (11)$$

From (9) and (10) we obtain the system

$$2 \sum_{k=1}^{\infty} a_k \langle \mathcal{J}[u_k], u_l \rangle = \nu a_l, \quad (12)$$

and substituting (11) in (12) we get

$$\nu a_l = 2 \sum_{k=1}^{\infty} a_k \frac{(-1)^{k+l}}{3\pi^2 kl} + \left(\frac{2}{3\pi^2 l^2} - \frac{(-1)^l}{3l^2\pi^2} \right) a_l = \frac{2(-1)^l}{3\pi^2 l} C + \frac{2 - (-1)^l}{3l^2\pi^2} a_l, \quad (13)$$

where

$$C = \sum_{k=1}^{\infty} \frac{(-1)^k}{k} a_k.$$

Transforming (13) we obtain

$$\frac{(-1)^l}{l} a_l = \frac{2}{3\pi^2 l^2 \nu - 2 + (-1)^l} C. \quad (14)$$

Summing both sides of (14) for $l = 1, 2, \dots$ we obtain

$$C = C \sum_{l=1}^{\infty} \frac{2}{3\pi^2 l^2 \nu - 2 + (-1)^l} = C \left(\frac{\tan\left(\frac{1}{2\sqrt{\nu}}\right)}{6\sqrt{\nu}} - \frac{\cot\left(\frac{1}{2\sqrt{3\nu}}\right)}{2\sqrt{3\nu}} + 1 \right),$$

from where follows (6). \square

2.2 Statistic K_n

For a fixed $t > 0$, the expression $K_n^*(t) = G_n(t) - H_n(t)$ is a U-statistic with the symmetric kernel

$$\Xi(X_1, X_2; t) = I\{|X_1 - X_2| < t\} - I\{|X_1 + X_2| < t\}.$$

It is easy to see that the kernel is degenerate with the second projection

$$\xi(s_1, s_2; t) = I\{|s_1 - s_2| < t\} - I\{|s_1 + s_2| < t\}.$$

For studying the asymptotics of the statistic K_n^* , it is of interest to consider the integral operator with the same kernel.

For any function $v \in L^2(\mathbb{R})$ we define it as

$$\mathcal{Q}_F(t)[v(x)] = \int_{\mathbb{R}} \xi(x, y; t) v(y) \cdot dF(y). \quad (15)$$

Let $\{\nu_i(t; F)\}$ be the sequence of the eigenvalues of the integral operator $\mathcal{Q}_F(t)$. In the following theorem we give the limiting process of $nK_n^*(t)$. This process is called the second order Gaussian chaos process (see e.g. [13, Chapter 3]).

Theorem 2.3 *Under H_0 , the limiting process of $nK_n^*(t)$, $n \rightarrow \infty$, is*

$$\zeta_F(t) = \sum_i \langle \mathcal{Q}_F(t)[e_i(x)], e_i(x) \rangle (W_i^2 - 1) + \sum_{i \neq j} \langle \mathcal{Q}_F(t)[e_i(x)], e_j(x) \rangle W_i W_j, \quad (16)$$

where $\{e_i\}$ is an orthonormal basis of $L^2(\mathbb{R})$, and $\{W_i\}$ are i.i.d. standard normal random variables.

Proof. Our class of kernels $\xi(x, y; t)$ is Euclidean in the sense of [24], so the conditions of [25, Theorem 7] are satisfied, and (16) follows. \square

Hence, nK_n converges to the random variable $\sup_{t \in [0, \infty]} |\zeta_F(t)|$.

3 Approximate Bahadur efficiency

Let $\mathcal{G} = \{G(x; \theta)\}$ be the family of d.f.'s with densities $g(x; \theta)$, such that $G(x, \theta)$ is symmetric only for $\theta = 0$. We assume that the d.f.'s from the class \mathcal{G} satisfy the regularity conditions from [23, Assumptions WD]. Denote $h(x) = g'_\theta(x; 0)$.

Suppose that $T_n = T_n(X_1, \dots, X_n)$ is a sequence of test statistics whose large values are significant, i.e. the null hypothesis $H_0 : \theta \in \Theta_0$ is rejected in favour of $H_1 : \theta \in \Theta_1$, whenever $T_n > t_n$. Let the sequence of d.f.'s of the test statistic T_n converge in distribution to a non-degenerate d.f. F . Additionally, suppose that

$$\log(1 - F(t)) = -\frac{a_T t^2}{2}(1 + o(1)), \quad t \rightarrow \infty,$$

and the limit in probability under the alternative

$$\lim_{n \rightarrow \infty} T_n / \sqrt{n} = b_T(\theta) > 0$$

exists for $\theta \in \Theta_1$.

The approximate relative Bahadur efficiency with respect to another test statistic $V_n = V_n(X_1, \dots, X_n)$ is defined as

$$e_{T,V}^*(\theta) = \frac{c_T^*(\theta)}{c_V^*(\theta)},$$

where

$$c_T^*(\theta) = a_T b_T^2(\theta) \quad (17)$$

is called the Bahadur approximate slope of T_n . This is a popular measure of the test efficiency suggested by Bahadur in [3].

3.1 Integral-type test

In the case of our integral-type test statistic, the role of T_n is played by the statistic $\tilde{J}_n = \sqrt{n|J_n|}$. Its Bahadur approximate slope is obtained in the following lemma.

Lemma 3.1 *For the statistic \tilde{J}_n and a given alternative density $g(x; \theta)$ from \mathcal{G} , the Bahadur approximate slope satisfies the relation*

$$c_{\tilde{J}}^*(\theta) \sim \frac{b_J(\theta)}{3\nu_1},$$

where $b_J(\theta)$ is the limit in P_θ probability of J_n , and ν_1 is the largest eigenvalue of the sequence $\{\nu_i(F)\}$ in (5).

Proof. Using the result of Zolotarev [28], we have that the logarithmic tail behavior of \tilde{J} is

$$\log(1 - F_{\tilde{J}}(x)) = -\frac{x^2}{6\nu_1} + o(x^2), \quad x \rightarrow \infty,$$

and hence, $\tilde{a}_{\tilde{J}} = \frac{1}{3\nu_1}$. The limit in probability of \tilde{J}_n/\sqrt{n} is

$$\tilde{b}_{\tilde{J}}(\theta) = |b_J(\theta)|^{\frac{1}{2}}.$$

Inserting the expressions for $\tilde{a}_{\tilde{J}}$ and $\tilde{b}_{\tilde{J}}(\theta)$ into (17), we obtain the statement of the lemma. \square

The largest eigenvalue in the case of the uniform distribution is calculated from (6), and is equal to 0.1898. The equations for the eigenvalues of the operator

$$\mathcal{J}_F[v(x)] = \int_R \varphi_F(x, y) v(y) \cdot dF(y) \quad (18)$$

for other distributions F are too complicated to derive. Thus we calculate the largest eigenvalues using the following approximation. First, notice that the "symmetrized" operator

$$\begin{aligned} \mathcal{S}_F[v(x)] &= \sqrt{F'(x)} \mathcal{J}_F\left(\frac{v(x)}{F'(x)}\right) \\ &= \int_R \varphi_F(x, y) v(y) \sqrt{F'(x)} \sqrt{F'(y)} dy. \end{aligned} \quad (19)$$

has the same spectrum as the operator \mathcal{J}_F .

Consider the case where $\inf_x \{x : F(x) = 1\} = A < \infty$. The sequence of symmetric linear operators defined by $(2m+1) \times (2m+1)$ matrices $M_F^{(m)} = \|m_{i,j}^{(m)}\|$, $|i| \leq m, |j| \leq m$, where

$$m_{i,j}^{(m)} = \varphi_F\left(\frac{Ai}{m}, \frac{Aj}{m}\right) \sqrt{\left(F\left(\frac{A(i+1)}{m}\right) - F\left(\frac{Ai}{m}\right)\right)} \sqrt{\left(F\left(\frac{A(j+1)}{m}\right) - F\left(\frac{Aj}{m}\right)\right)},$$

converges in norm to \mathcal{S}_F .

Indeed, for a function $v \in L^2[-A, A]$, the operator $M_F^{(m)}$, for $x \in [Ai/m, A(i+1)/m]$, can be written as

$$M_F^{(m)}[v](x) = \sum_{j=-m}^m \left(\varphi_F\left(\frac{Ai}{m}, \frac{Aj}{m}\right) \sqrt{\left(F\left(\frac{A(i+1)}{m}\right) - F\left(\frac{Ai}{m}\right)\right)} \cdot \sqrt{\left(F\left(\frac{A(j+1)}{m}\right) - F\left(\frac{Aj}{m}\right)\right)} v\left(\frac{Aj}{m}\right) \right).$$

This sum converges to the Lebesgue integral from (19). Since this is true for every function v , then

$$\|\mathcal{S}_F - M_F^{(m)}\| = \sup_{\|v\|=1} \|\mathcal{S}[v] - M_F^{(m)}[v]\| \rightarrow 0, m \rightarrow \infty.$$

The operators \mathcal{S} and $M_F^{(m)}$ are symmetric and self-adjoint, and the norm of their difference tends to zero as m tends to infinity. Using the perturbation theory, see [11, Theorem 4.10, page 291], we have that the spectra of these two operators are at the distance that tends to zero. Hence, $\nu_1^{(m)}(F)$ – the sequence of the largest eigenvalues of $M_F^{(m)}$ – must converge to $\nu_1(F)$, the largest eigenvalue of \mathcal{S} .

In the case where $\inf_x \{x : F(x) = 1\} = \infty$, we consider its truncation to the interval $[-A, A]$, such that $F(A) > 1 - \varepsilon$ for a desired value of $\varepsilon > 0$. The values for some common symmetric distributions are given in Table 1.

Table 1: Approximative values of the largest eigenvalues of the operator \mathcal{J}_F

F	A	$\nu_1^{(1000)}(F)$
Normal	10	0.138
Logistic	30	0.126
Laplace	30	0.101

Concerning the limit in probability $b_J(\theta)$, we give its formula in the following lemma for the alternatives close to the uniform distribution. Its proof follows from [23].

Lemma 3.2 *Under a close alternative $g(x; \theta)$ from \mathcal{G} , such that $G(x; 0) = F(x)$, the limit in probability of J_n is*

$$b_J(\theta) = 3 \int_{\mathbb{R}^2} \varphi_F(x, y) h(x) h(y) dx dy \cdot \theta^2 + o(\theta^2),$$

as $\theta \rightarrow 0$, where $h(x) = g'_\theta(x; 0)$.

We consider null d.f.'s to be uniform, normal, logistic and Laplace; and the following alternatives distributions close to a null d.f. F :

- a Lehmann alternative with d.f.

$$G_1(x; \theta) = F^{1+\theta}(x), \quad \theta > 0; \quad (20)$$

- a first Ley-Paindaveine [16] alternative with d.f.

$$G_2(x; \theta) = F(x) e^{-\theta(1-F(x))}, \quad \theta > 0; \quad (21)$$

- a second Ley-Paindaveine alternative [16] with d.f.

$$G_3(x; \theta) = F(x) - \theta \sin(\pi F(x)), \quad \theta \in [0, \pi^{-1}]; \quad (22)$$

- a contamination (with G_1) alternative with d.f.

$$G_4(x; \theta, \beta) = (1 - \theta)F(x) + \theta F^\beta(x), \quad \beta > 1, \theta \in [0, 1]; \quad (23)$$

- a location alternative with d.f.

$$G_5(x; \theta) = F(x - \theta); \quad (24)$$

- a contamination (with shift) alternative with d.f.

$$G_6(x; \theta, \beta) = (1 - \theta)F(x) + \theta F(x - \beta), \quad \beta > 0, \theta \in [0, 1]; \quad (25)$$

- a skew alternative in the sense of Azzalini [2] with density

$$g_7(x; \theta) = 2F(\theta x)f(x). \quad (26)$$

Example 3.3 *Let the alternative distribution be $G_1(x; \theta)$ when F is the d.f. of the uniform distribution. In this case we have*

$$h(x) = \frac{1}{2} + \frac{1}{2} \log\left(\frac{x+1}{2}\right).$$

By Lemma 3.2, after calculating the corresponding integral, we have that $b_J(\theta) \sim 0.348\theta^2$, $\theta \rightarrow 0$. The largest solution of (6) is $\nu_1 \approx 0.1898$. Therefore the Bahadur approximate slope is

$$c_J^*(\theta) \sim \frac{0.348}{3\nu_1} \cdot \theta^2 \approx 0.611 \cdot \theta^2, \theta \rightarrow 0.$$

The calculations are similar for the other alternatives. The Bahadur approximate indices (the leading coefficient in the Maclaurin expansion of the Bahadur approximate slope), as well as the relative Bahadur efficiencies with respect to the sign test, are presented in Table 3 at the end of this section, together with the results for the Kolmogorov-type test.

3.2 Kolmogorov-type test

Similarly to the integral-type statistic, we study tail behavior of the limiting distribution of the statistic $\tilde{K}_n = \sqrt{nK_n}$. Notice that \tilde{K}_n converges to $\sup_t |\zeta_F(t)|^{1/2}$.

Theorem 3.4 *For the limiting distribution of the test statistic \tilde{K}_n , it holds true that*

$$\log(1 - F_{\tilde{K}}(x)) \sim -\frac{x^2}{2\kappa_0(F)}, \quad x \rightarrow \infty, \quad (27)$$

where $\kappa_0(F) = \sup_t |\nu_1(t; F)|$, and $\{\nu_1(t; F)\}$ is the set of eigenvalues of the family of operators $\mathcal{Q}_F(t)$, $t > 0$, with the largest absolute value.

Proof. The limiting process of nK_n^* is the second order Gaussian chaos process $|\zeta_F(t)|$. The tail behaviour of its supremum nK_n is obtained in [13, Corollary 3.9]. The constant σ appearing there is equal to the supremum of the maximal eigenvalues of the corresponding linear operator. This is because

$$\sup_{\|e\| \leq 1} \sup_t \langle \mathcal{Q}_F(t)[e(x)], e(x) \rangle = \sup_t \sup_{\|e\| \leq 1} \langle \mathcal{Q}_F(t)[e(x)], e(x) \rangle = \sup_t \nu_1(t; F).$$

Writing it in our notation, we obtain

$$\lim_{x \rightarrow \infty} \frac{1}{x} \log P\{\sup_t |\zeta_F(t)| > x\} = -\frac{1}{2\kappa_0(F)}, \quad (28)$$

and transforming the variable we get (27). \square

The following lemma gives us the limit in probability of the statistic K_n .

Lemma 3.5 *Under a close alternative $g(x; \theta)$ from \mathcal{G} , such that $G(x; 0) = F(x)$, the limit in probability of K_n is*

$$b(\theta) = \sup_{t > 0} \left| \iint_{\mathbb{R}^2} \xi(s_1, s_2; t) h(s_1) h(s_2) ds_1 ds_2 \right| \cdot \theta^2 + o(\theta^2), \quad \theta \rightarrow 0,$$

Proof. Denote by $a(t; \theta)$ the limit in probability of the statistic $K_n^*(t)$ under the alternative $g(x; \theta)$. Using the Glivenko–Cantelli theorem for U-statistics [8], we have that $b(\theta) = \sup_{t > 0} a(t; \theta)$, where

$$a(t; \theta) = \iint_{\mathbb{R}^2} \Xi(x, y; t) g(x; \theta) g(y; \theta) dx dy.$$

It is easy to show that $a(t; 0) = a'(t; 0) = 0$. The second derivative of $a(t; \theta)$ along θ at $\theta = 0$ is

$$a''(t; 0) = 2 \iint_{\mathbb{R}^2} \xi(x, y; t) h(x) h(y) dx dy.$$

Expanding $a(t; \theta)$ in the Maclaurin series completes the proof. \square .

Finally, the Bahadur approximate slope is given in the following theorem.

Theorem 3.6 For the statistic \tilde{K}_n and a given alternative density $g(x; \theta)$ from \mathcal{G} , the Bahadur approximate slope satisfies the relation

$$c_{\tilde{K}}^*(\theta) = \frac{1}{\varkappa_0} \sup_{t>0} \left| \iint_{\mathbb{R}^2} \xi(s_1, s_2; t) h(s_1) h(s_2) ds_1 ds_2 \right| \cdot \theta^2 + o(\theta^2), \quad \theta \rightarrow 0,$$

where \varkappa_0 is given in (29).

Proof. Using Theorem 3.4 and Lemma 3.5, and the same arguments as in the case of the statistic \tilde{J}_n , we get the statement of the theorem. \square .

We apply the same approximation procedure used in the case of the operator \mathcal{J}_F . For the eigenvalues of the operator $\mathcal{Q}_F(t)$, for $n = 1000$, we get the functions $\nu_1^{(1000)}(F; t)$ in the case of uniform, normal, logistic and Laplace distributions. Since in all the cases the functions have the same shape, we show only the function $\nu_1^{(1000)}(F; t)$ for the uniform distribution case (Figure 1).

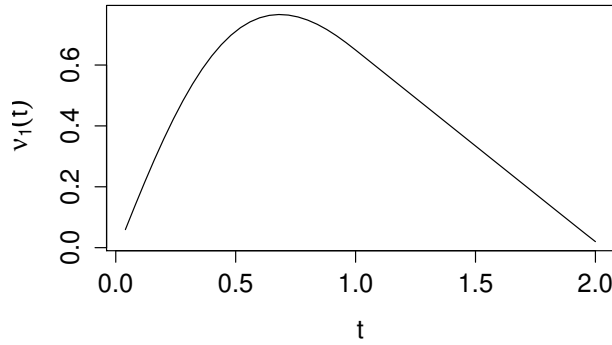


Figure 1: Maximal eigenvalue function $\nu_1^{(1000)}(t)$

From Figure 1 we can see that the function has a unique maximum $\varkappa_0 \approx 0.766$ for $t \approx 2/3$. In this case, however, we are able to derive \varkappa_0 theoretically in the following lemma.

Lemma 3.7 Let $F(x) = (x+1)/2$, $x \in [-1, 1]$ and let $\mathcal{Q}(t)$ be the integral operator (15) corresponding to this F . Let $\varkappa_0 = \sup_{t \in [0, 2]} |\nu_1(t)|$, where $\{\nu_1(t), 0 \leq t \leq 2\}$ is the set of eigenvalues of the family of operators $\mathcal{Q}(t)$, $t \in (0, 2)$ with the largest absolute value. Then

$$\varkappa_0 = \nu_1\left(\frac{2}{3}\right) = \frac{\sqrt{2}}{3} \left(\arctan \frac{1}{\sqrt{2}} \right)^{-1}. \quad (29)$$

The proof is given in the Appendix.

For the other distributions, we rely on the values obtained using the approximation. We present the obtained values in Table 2.

Table 2: Approximative values of the largest eigenvalues of the operator $\mathcal{Q}_F(t)$

F	A	$\sup_t \nu_1^{(1000)}(F; t)$
Normal	10	0.629
Logistic	30	0.596
Laplace	30	0.516

Example 3.8 Let the alternative distribution be $G_3(x; \theta)$. In this case we have

$$h(x) = \frac{\pi}{2} \sin\left(\frac{\pi x}{2}\right).$$

By Lemma 3.5, after calculating the corresponding integral, we have that

$$b_J(\theta) \sim \sup_{t>0} \left| \pi(2-t) \sin\left(\frac{\pi t}{2}\right) \right| \theta^2, \quad \theta \rightarrow 0.$$

The supremum is attained at $t = 0.708$ and is approximately equal to 3.639. The Bahadur approximate slope is then

$$c_J^*(\theta) \sim 4.752 \cdot \theta^2, \quad \theta \rightarrow 0.$$

The calculations are similar for the other alternatives. In Table 3, we give the values of the local approximate indices and the relative efficiencies of both our test statistics with respect to the sign test. Naturally, we confine ourselves to the cases where the alternatives (20)-(26) belong to the class \mathcal{G} , i.e. satisfy the regularity conditions.

We find that our tests, in all cases, are more efficient than the sign test. In the case of the uniform null distribution, the integral-type test is more efficient than the Kolmogorov-type test. This is a widespread situation in the comparison of tests, see [19]. However, for the other null distributions, it is mostly the other way around.

4 Power study

In Table 4, we present the empirical sizes and powers of our tests (J_n and K_n) against the alternatives g_5 , $g_6(1)$, and g_7 , for some values of parameter θ .

The null distributions are normal, Laplace, logistic, and Cauchy. The simulated powers for J_n and K_n , at the level of significance of 0.05, are obtained using a warp-speed Monte Carlo bootstrap procedure [6] given below.

Warp speed Monte Carlo bootstrap algorithm

- (i) Generate the sequence x_1, \dots, x_n from distribution F and compute the value of the test statistic $T_n(x_1, \dots, x_n)$;
- (ii) Generate $y_k^* = x_k u_k$, $k = 1, \dots, n$, using i.i.d sequence of Rademacher random variables u_k taking values -1 and 1 with equal probabilities;

Table 3: Local approximate Bahadur indices of J_n (c_{J_n}) and K_n (c_{K_n}) and their efficiencies relative to the sign test

	null	alter.	c_{J_n}	$\text{eff}(J_n)$	c_{K_n}	$\text{eff}(K_n)$
Uniform		g_1	0.611	1.272	0.596	1.241
		g_2	0.307	1.229	0.303	1.213
		g_3	4.788	1.197	4.752	1.188
		$g_4(3)$	0.691	1.229	0.682	1.212
Normal		g_1	0.545	1.134	0.572	1.191
		g_2	0.292	1.168	0.298	1.192
		g_3	4.614	1.115	4.610	1.152
		$g_4(3)$	0.657	1.168	0.670	1.191
		g_5	0.730	1.146	0.760	1.207
		$g_6(1)$	0.508	1.090	0.571	1.225
		g_7	0.016	1.146	0.017	1.207
Logistic		g_1	0.509	1.060	0.544	1.132
		g_2	0.280	1.120	0.284	1.136
		g_3	4.471	1.118	4.437	1.109
		$g_4(3)$	0.630	1.120	0.640	1.138
		g_5	0.280	1.120	0.284	1.137
		$g_6(1)$	0.240	1.121	0.251	1.172
		g_7	0.509	1.060	0.544	1.132
Laplace		g_1	0.495	1.030	0.523	1.089
		g_2	0.275	1.099	0.273	1.093
		g_3	4.391	1.098	4.246	1.062
		$g_4(3)$	0.618	1.099	0.612	1.093
		$g_6(1)$	0.511	1.278	0.529	1.323

- (iii) Calculate the value of the test statistic $T_n^* = T_n(y_1^*, \dots, y_n^*)$.
- (iv) Repeat the steps (i)-(iii) N times, and obtain the empirical sampling distributions of T_n and T_n^* that correspond to the alternative and the null distribution of the test statistic, respectively.
- (v) Calculate the empirical power as the percentage of values of T_n^* greater than the 95th percentile of the empirical sampling distribution of T_n .

The procedure is done for $N = 10000$ replications, for the sample sizes of 20 and 50. For comparison purpose, we also include the classical Kolmogorov-Smirnov symmetry test (KS) and the sign test (S), whose powers are calculated using the standard Monte Carlo procedure with 10000 replications.

From Table 4 one can see that the empirical sizes of our tests are satisfactory. Besides, J_n and K_n have almost equal empirical powers for all the alternatives. In the case of location alternatives (g_5), for smaller sample sizes ($n = 20$), our tests are more powerful than the competitor ones, while for $n = 50$, they have higher powers than the sign test and more or less equal powers to the Kolmogorov-Smirnov symmetry test. In the case of contamination alternatives ($g_6(1)$), our tests are slightly better. In the case of the Azzalini skew alternatives (g_7), the situation is similar to the case of the location alternatives. Our tests are slightly better for $n = 20$, and better than the sign test for $n = 50$. The only exception is the skew Cauchy alternative, where our tests are less powerful than their competitors.

5 Conclusion

In this paper we presented two new tests of symmetry based on a characterization and examined their asymptotic properties. We calculated the local approximate Bahadur efficiencies of our tests, and performed a small-scale power study. We found out that our tests are comparable to some commonly used classical tests of symmetry.

When exploring the asymptotics of our tests, the most challenging problem was to obtain the maximal eigenvalue of some integral operators. In some cases we were able to do it theoretically, using Fourier analysis and a decomposition of linear operators. For the rest of the cases, we suggested an approximation method based on a discretization of the corresponding integral operators. The described procedure could be useful in general for approximating the asymptotic distribution of degenerate U-statistics, which emerge often in the problems of goodness-of-fit testing.

Appendix

Proof of Lemma 3.7.

To prove the lemma, we show that the local maximum, that coincides with the global one (see Figure 1), is attained at $t = 2/3$ and find its value.

The idea is to demonstrate that both the right and the left derivative of $\nu_1(t)$ at $t = 2/3$ are equal to zero. For this we need the functional equations that $\nu_1(t)$ satisfies in the neighborhood of $t = 2/3$. We need both derivatives since these functional equations happen to be different on different sides of $t = 2/3$.

Table 4: Empirical sizes and powers at 0.05 level of significance

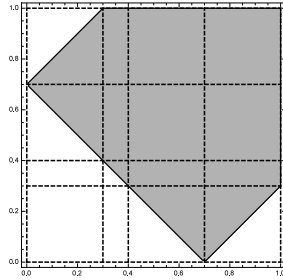
null	alter.	θ	n = 20				n = 50			
			J_n	K_n	KS	S	J_n	K_n	KS	S
Normal	g_5	0	0.05	0.05	0.02	0.04	0.05	0.05	0.05	0.03
	g_5	0.25	0.13	0.13	0.09	0.13	0.31	0.30	0.32	0.23
	g_5	0.5	0.43	0.43	0.35	0.38	0.84	0.85	0.86	0.74
	g_5	0.75	0.77	0.77	0.71	0.71	1.00	1.00	1.00	0.98
	$g_6(1)$	0.1	0.14	0.14	0.11	0.13	0.15	0.14	0.15	0.13
	$g_6(1)$	0.25	0.28	0.28	0.25	0.26	0.29	0.29	0.29	0.28
	g_7	0.5	0.28	0.27	0.20	0.24	0.61	0.60	0.63	0.49
	g_7	0.75	0.50	0.49	0.40	0.44	0.90	0.90	0.91	0.80
	g_7	1	0.68	0.69	0.61	0.62	0.98	0.98	0.99	0.94
Laplace	g_5	0	0.05	0.05	0.02	0.04	0.05	0.05	0.05	0.03
	g_5	0.25	0.15	0.14	0.06	0.09	0.29	0.20	0.20	0.14
	g_5	0.5	0.42	0.40	0.18	0.81	0.80	0.58	0.57	0.49
	g_5	0.75	0.69	0.69	0.36	0.43	0.98	0.98	0.86	0.81
	$g_6(1)$	0.1	0.14	0.13	0.10	0.12	0.15	0.15	0.14	0.13
	$g_6(1)$	0.25	0.27	0.26	0.23	0.24	0.29	0.29	0.28	0.27
	g_7	0.5	0.31	0.31	0.26	0.30	0.68	0.68	0.74	0.60
	g_7	0.75	0.51	0.51	0.44	0.47	0.90	0.91	0.93	0.85
	g_7	1	0.63	0.64	0.60	0.62	0.97	0.98	0.99	0.94
Logistic	g_5	0	0.05	0.05	0.02	0.04	0.05	0.05	0.05	0.03
	g_5	0.25	0.09	0.08	0.04	0.07	0.14	0.13	0.15	0.10
	g_5	0.5	0.20	0.20	0.13	0.16	0.46	0.41	0.46	0.35
	g_5	0.75	0.36	0.35	0.28	0.34	0.77	0.76	0.79	0.68
	$g_6(1)$	0.1	0.10	0.10	0.07	0.09	0.19	0.18	0.14	0.12
	$g_6(1)$	0.25	0.27	0.26	0.14	0.17	0.27	0.27	0.27	0.25
	g_7	0.5	0.28	0.27	0.22	0.26	0.63	0.62	0.67	0.52
	g_7	0.75	0.48	0.48	0.41	0.45	0.89	0.90	0.91	0.82
	g_7	1	0.66	0.66	0.61	0.61	0.98	0.98	0.99	0.95
Cauchy	g_5	0	0.06	0.06	0.02	0.04	0.05	0.05	0.05	0.03
	g_5	0.25	0.11	0.10	0.06	0.09	0.22	0.20	0.19	0.15
	g_5	0.5	0.28	0.25	0.19	0.24	0.62	0.58	0.57	0.50
	g_5	0.75	0.47	0.45	0.36	0.44	0.89	0.87	0.86	0.80
	$g_6(1)$	0.1	0.11	0.11	0.07	0.10	0.14	0.14	0.14	0.13
	$g_6(1)$	0.25	0.21	0.20	0.16	0.19	0.27	0.27	0.28	0.26
	g_7	0.5	0.21	0.21	0.19	0.24	0.46	0.45	0.60	0.49
	g_7	0.75	0.38	0.37	0.40	0.44	0.79	0.77	0.89	0.80
	g_7	1	0.53	0.51	0.57	0.62	0.93	0.92	0.98	0.94

We start from the eigenfunction equation

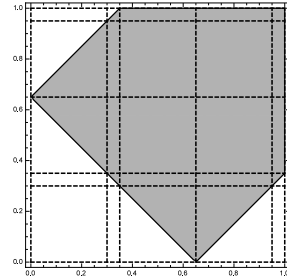
$$\mathcal{Q}(t)[e(x)] = \nu(t)e(x). \quad (30)$$

Then, for t close to $2/3$ let us decompose the operator to some simpler operators whose spectra are obtainable in closed form.

First, since the kernels of the family of operators $\mathcal{Q}(t)$, $t \in [0, 2]$, are odd functions, the corresponding eigenfunctions must be odd, too. Therefore, instead of $\mathcal{Q}(t)$, we may consider its restriction $\mathcal{Q}^*(t)$, for functions defined on $[0, 1]$, which has the same spectrum. The kernels of the operators $\mathcal{Q}^*(t)$ for $t \in (2/3, 1)$ and $t \in (1/2, 2/3)$, are shown on Figures 2a and 2b, respectively. The kernel is equal to one inside the shaded region, and equal to zero outside.



(a) The kernel of $\mathcal{Q}^*(0.7)$



(b) The kernel of $\mathcal{Q}^*(0.65)$

From Figures 2a and 2b one can notice (dashed lines) that the eigenfunctions can be decomposed in such a way that the only operators applied to these "subfunctions" are "triangular" or "constant".

We now introduce some notation to formalize this argument. Let \mathcal{D}_1 be the "upper right triangular" operator acting on integrable functions f defined on $[0, 1]$, i.e. $\mathcal{D}_1[f](x) = \int_{1-x}^1 f(y)dy$. Analogously, we define the "upper left triangular" operator \mathcal{L}_1 , and the "lower right triangular" operator \mathcal{R}_1 . Let \mathcal{M}_1 be the mean value operator $\mathcal{M}_1[f] = \int_0^1 f(y)dy := \bar{f}$.

We say that two functions f and g defined on $[0, 1]$ are *reverse* if $f(x) = g(1-x)$, for all $x \in [0, 1]$. It is easy to show the following:

- i) The image $\mathcal{M}_1[f]$ is a constant function \bar{f} ;
- ii) The images $\mathcal{D}_1[f]$ and $\mathcal{L}_1[f]$ are reverse functions;
- iii) If the functions f and g are reverse, then $\mathcal{D}_1[f] = \mathcal{R}_1[g]$.

Let f be the function defined on $[0, 1]$. Denote with $\hat{f}_{a,\delta}$ its contraction to the interval of length δ , i.e. for any subinterval $[a, a+\delta] \subset [0, 1]$,

$$\hat{f}_{a,\delta}(x) := f((x-a)/\delta). \quad (31)$$

Let $\mathcal{D}_\delta, \mathcal{R}_\delta, \mathcal{L}_\delta$ and \mathcal{M}_δ be the corresponding natural δ -contraction operators

$$\begin{aligned} \mathcal{D}_\delta[\hat{f}_{a,\delta}](x) &= \int_{a+b+\delta-x}^{b+\delta} \hat{f}_{b,\delta}(y)dy, \\ \mathcal{L}_\delta[\hat{f}_{a,\delta}](x) &= \int_{b-a+x}^{b+\delta} \hat{f}_{b,\delta}(y)dy, \\ \mathcal{R}_\delta[\hat{f}_{a,\delta}](x) &= \int_b^{b-a+x} \hat{f}_{b,\delta}(y)dy. \end{aligned} \quad (32)$$

The operator \mathcal{M} is a bit different because it can map any $\hat{f}_{b,\delta}$ to a function defined on an interval of a different length, say \hat{f}_{a,δ_1} . However, it is a constant operator, so its restriction is just, regardless of a and δ_1 ,

$$\mathcal{M}_\delta[\hat{f}_{a,\delta_1}](x) = \int_b^{b+\delta} \hat{f}_{b,\delta}(y) dy.$$

Change of variable in (32) gives us a useful relation

$$\mathcal{D}_\delta[\hat{f}_{b,\delta}](x) = \delta \int_{1-\frac{x-a}{\delta}}^1 f(y) dy = \delta \mathcal{D}_1[f]\left(\frac{x-a}{\delta}\right). \quad (33)$$

The same holds for the other three operators.

Let $t \in [2/3, 1]$ (Figure 2a). We can decompose our eigenfunction e to four subfunctions $\hat{f}, \hat{u}, \hat{g}$ and \hat{h} , as follows

$$e(x) = \hat{f}_{0,1-t}(x) \mathbf{I}\{x \in [0, 1-t]\} + \hat{u}_{1-t,3t-2}(x) \mathbf{I}\{x \in (1-t, 2t-1]\} + \hat{g}_{2t-1,1-t}(x) \mathbf{I}\{x \in (2t-1, t]\} + \hat{h}_{t,1-t}(x) \mathbf{I}\{x \in (t, 1]\}. \quad (34)$$

Applying $\mathcal{Q}^*(t)$ to $e(x)$, for $x \in [0, 1-t]$ we get

$$\mathcal{Q}^*(t)[\hat{f}_{0,1-t}](x) = \mathcal{D}_{1-t}[\hat{g}_{0,1-t}](x) + \mathcal{R}_{1-t}[\hat{h}_{0,1-t}](x).$$

This is exactly what we can see on Figure 2a for $x \in (0, 1-t)$: the first two operators are zero; then comes an upper right operator \mathcal{D} ; and finally the lower right operator \mathcal{R} . On the other hand, $e(x)$ restricted to this interval is simply $\hat{f}(x)$. Hence from (30) we get

$$\mathcal{D}_{1-t}[\hat{g}](x) + \mathcal{R}_{1-t}[\hat{h}](x) = \nu(t)\hat{f}(x).$$

Dilating all the functions to $[0, 1]$ using (32) and (33), we get

$$(1-t)\mathcal{D}_1[g](x_1) + (1-t)\mathcal{R}_1[h](x_1) = \nu(t)f(x_1),$$

where $x_1 = \frac{x}{1-t}$.

Putting x through all four intervals, we transform the equation (30) into the system

$$\begin{aligned} (1-t)\mathcal{D}_1[g] + (1-t)\mathcal{R}_1[h] &= \nu(t)f \\ (3t-2)\mathcal{D}_1[u] + (1-t)\mathcal{M}_1[g] + (1-t)\mathcal{M}_1[h] &= \nu(t)u \\ (1-t)\mathcal{D}_1[f] + (3t-2)\mathcal{M}_1[u] + (1-t)\mathcal{M}_1[g] + (1-t)\mathcal{M}_1[h] &= \nu(t)g \\ (1-t)\mathcal{L}_1[f] + (3t-2)\mathcal{M}_1[u] + (1-t)\mathcal{M}_1[g] + (1-t)\mathcal{M}_1[h] &= \nu(t)h, \end{aligned}$$

where, for simplicity, we write the equations in terms of the functions only, omitting their arguments.

From the last two equations, using ii), and the fact that the reverse functions have the same mean value, we get that g and h are reverse functions. Then, using i) and iii), we transform the system to

$$\begin{aligned}
2(1-t)\mathcal{D}_1[g] &= \nu(t)f \\
(3t-2)\mathcal{D}_1[u] + 2(1-t)\bar{g} &= \nu(t)u \\
(1-t)\mathcal{D}_1[f] + (3t-2)\bar{u} + 2(1-t)\bar{g} &= \nu(t)g.
\end{aligned}$$

Expressing f from the first equation and rearranging the remaining equations we get

$$\begin{aligned}
((3t-2)\mathcal{D}_1 - \nu(t)\mathcal{E})[u] &= -2(1-t)\bar{g} \\
\left(\frac{2(1-t)^2}{\nu^2(t)}\mathcal{D}_1^2 - \mathcal{E}\right)[g] &= -\left(\frac{3t-2}{\nu(t)}\bar{u} + \frac{2(1-t)}{\nu(t)}\bar{g}\right),
\end{aligned}$$

where \mathcal{E} is the identity operator acting on functions defined on $[0, 1]$. The constant function \bar{g} (and \bar{u}) can be expressed as $\bar{g} = \langle g, v \rangle v$, where $v(x) = 1$, $x \in [0, 1]$, and $\langle g, v \rangle = \int_0^1 g(x)v(x)dx$ is the scalar product.

Denote, for brevity, $c_1(t) = (3t-2)/\nu(t)$ and $c_2(t) = 2(1-t)^2/\nu^2(t)$. Define the functions $\Psi_1(c_1(t)) = \langle v, (\mathcal{E} - c_1(t)\mathcal{D}_1)^{-1}[v] \rangle$ and $\Psi_2(c_2(t)) = \langle v, (\mathcal{E} - c_2(t)\mathcal{D}_1^2)^{-1}[v] \rangle$. Applying the appropriate inverse operators to the left hand side of both equations in the system, and multiplying scalarly with v , the system becomes:

$$\begin{aligned}
\langle u, v \rangle &= c_1(t)\langle g, v \rangle \Psi_1(c_1(t)) \\
\langle g, v \rangle &= c_1(t)\langle u, v \rangle \Psi_2(c_2(t)) + \sqrt{2c_2(t)}\langle g, v \rangle \Psi_2(c_2(t)).
\end{aligned}$$

Then, solving the system we obtain the following equation

$$1 = \Psi_2(c_2(t))\left(c_1^2(t)\Psi_1(c_1(t)) + \sqrt{2c_2(t)}\right). \quad (35)$$

To find the functions Ψ_1 and Ψ_2 we need the spectrum of \mathcal{D}_1 . We get it from the following proposition.

Proposition. *Let $\{\mu_n\}$ and $\{e_n\}$, $n \in \mathbb{Z}$ be the sequences of eigenvalues and normalized eigenfunctions of \mathcal{D}_1 . Let $v = \sum_n a_n e_n$ be the representation of the function $v(x) = 1$, $x \in [0, 1]$ in the basis $\{e_n\}$. Then $\mu_n = \frac{2}{(4n+1)\pi}$ and $a_n = \frac{2\sqrt{2}}{(4n+1)\pi}$.*

The proof can be done either mimicking the proof of Theorem 2.2, or by reducing the eigenfunction equation to the appropriate Sturm-Liouville boundary problem.

Using the decomposition of linear operators in the basis of its eigenfunctions, and the Proposition, we obtain

$$\begin{aligned}
\Psi_1(c) &= \sum_n \frac{a_n^2}{1-c\mu_n} = \frac{1}{c} \left(\cot\left(\frac{\pi}{4} - \frac{c}{2}\right) - 1 \right), \\
\Psi_2(c) &= \sum_n \frac{a_n^2}{1-c\mu_n^2} = \frac{1}{\sqrt{c}} \tan(\sqrt{c}).
\end{aligned}$$

For $t = 2/3$ the equation (35) reduces to

$$1 = \sqrt{2} \tan \left(\frac{\sqrt{2}}{3\nu(\frac{2}{3})} \right). \quad (36)$$

The solution with the largest absolute value is $\nu_1(\frac{2}{3}) = \frac{\sqrt{2}}{3}(\arctan \frac{1}{\sqrt{2}})^{-1}$.

Using the Implicit function theorem, we get that $\nu_1(t)$ is differentiable along t in the right neighbourhood of $t = 2/3$. Furthermore, the right first derivative of right hand side of equation (35) at $t = 2/3$ is equal to

$$\begin{aligned} -\frac{1}{\nu_1^2(\frac{2}{3})} \left(2 \tan^2 \left(\frac{\sqrt{2}}{3\nu_1(\frac{2}{3})} \right) - 3\sqrt{2} \tan \left(\frac{\sqrt{2}}{3\nu_1(\frac{2}{3})} \right) + 2 \right) - \\ - 2 \left(1 + \tan^2 \left(\frac{\sqrt{2}}{3\nu_1(\frac{2}{3})} \right) \right) \frac{\nu_1'(\frac{2}{3})}{3\nu_1^2(\frac{2}{3})} = -\frac{\nu_1'(\frac{2}{3})}{\nu_1^2(\frac{2}{3})}. \end{aligned}$$

Since this must be equal to zero, we conclude that the right derivative $\nu_1'(2/3) = 0$. The right second derivative of the right hand side of (35) gives us that $\nu_1''(2/3) < 0$. Hence, $t = 2/3$ is a "right maximum".

Using a completely analogous procedure, one can show that it is a "left maximum", too, and therefore a local maximum of $\nu_1(t)$. \square

Acknowledgements

The research was supported by MNTRS, Serbia, Grant No. 174032 (first author), MNTRS, Serbia, Grant No. 174012 (second author), and the SPbGU-DFG grant 6.65.37.2017, and RFBR grant 16-01-00258 (third author).

References

- [1] M. Ahsanullah. On some characteristic property of symmetric distributions. *Pakist. J. Statist.*, 8(3):19–22, 1992.
- [2] A. Azzalini with the collaboration of A. Capitanio. *The skew-normal and related families*. Cambridge University Press, New York, 2014.
- [3] R.R Bahadur. Stochastic comparison of tests. *Ann. Math. Statist.*, 31:276–295, 1960.
- [4] L. Baringhaus and N. Henze. A characterization of and new consistent tests for symmetry. *Comm. Statist. Theory Methods*, 21(6):1555–1566, 1992.
- [5] C. Donati-Martin, S. Song, and M. Yor. On symmetric stable random variables and matrix transposition. *Ann. de l'IHP (Probab. et Statist.)*, 30(3):397–413, 1994.
- [6] R. Giacomini, D. Politis, and H. White. A warp-speed method for conducting Monte Carlo experiments involving bootstrap. *Econometric Theory*, 29(3):567–589, 2013.

- [7] P.R. Halmos. The theory of unbiased estimation. *Ann. Math. Stat.*, 17(1):34–43, 1946.
- [8] R. Helmers, P. Janssen, and R. Serfling. Glivenko-Cantelli properties of some generalized empirical df's and strong convergence of generalized L-statistics. *Probab. Theory Related Fields*, 79(1):75–93, 1988.
- [9] W. Hoeffding. A class of statistics with asymptotically normal distribution. *Ann. Math. Statist.*, 19(3):293–395, 1948.
- [10] M. Hušková. Hypothesis of symmetry. In *Handbook of Statistics*, vol.4: Nonparametric Methods. North Holland, Amsterdam, 1984. 63–78.
- [11] T. Kato. *Perturbation theory of linear operators*. Springer Verlag, Berlin Heidelberg New York, 2nd edition, 1980.
- [12] V. S. Korolyuk and Yu. V. Borovskikh. *Theory of U-statistics*. Kluwer, Dordrecht, 1994.
- [13] M. Ledoux and M. Talagrand. *Probability in Banach spaces: isoperimetry and processes*. Springer Science & Business Media, 2013.
- [14] J. Lee. *U-statistics, theory and practice*. CRC press, New York, 1990.
- [15] E. L. Lehmann and D'Abrera H. J. M. *Nonparametrics: Statistical methods based on ranks*. Springer, Heidelberg, 2006.
- [16] C. Ley and D. Paindaveine. Le Cam optimal tests for symmetry against Ferreira and Steels general skewed distribution. *J. Nonparametr. Stat.*, 21(8):943–967, 2008.
- [17] V. V. Litvinova. New nonparametric test for symmetry and its asymptotic efficiency. *Vestnik of St. Petersburg University. Mathematics*, 34(4):12–14, 2001.
- [18] B. Milošević and M. Obradović. Characterization based symmetry tests and their asymptotic efficiencies. *Statist. Probab. Letters*, 119:155–162, 2016.
- [19] Ya. Yu. Nikitin. *Asymptotic efficiency of nonparametric tests*. Cambridge University Press, 1995.
- [20] Ya. Yu. Nikitin. On Baringhaus-Henze test for symmetry: Bahadur efficiency and local optimality for shift alternatives. *Math. Methods Statist.*, 5(2):214–226, 1996.
- [21] Ya. Yu. Nikitin. Large deviation of U-empirical Kolmogorov-Smirnov tests and their efficiency. *J. Nonparametr. Stat.*, 22(5):649–668, 2010.
- [22] Ya. Yu. Nikitin and M. Ahsanullah. New U-empirical tests of symmetry based on extremal order statistics, and their efficiencies. In M. Hallin, D. M. Mason, D. Pfeifer, and J. G. Steinebach, editors, *Mathematical Statistics and Limit Theorems, Festschrift in Honour of Paul Deheuvels*. Springer International Publishing, 2015. 231-248.

- [23] Ya. Yu. Nikitin and I. Peaucelle. Efficiency and local optimality of non-parametric tests based on U- and V-statistics. *Metron*, LXII(2):185–200, 2004.
- [24] D. Nolan and D. Pollard. U-processes: rates of convergence. *Ann. Statist.*, 15(2):780–799, 1987.
- [25] D. Nolan and D. Pollard. Functional limit theorems for U-processes. *Ann. Probab.*, 16(3):1291–1298, 1988.
- [26] Z. Šidák, P. K. Sen, and J. Hájek. *Theory of rank tests*. Academic Press, New York, 1999.
- [27] J. Wesolowski. Distributional properties of squares of linear statistics. *J. Appl. Statist. Sci.*, 1(1):89–94, 1993.
- [28] V. M. Zolotarev. Concerning a certain probability problem. *Theory Probab. Appl.*, 6(2):201–204, 1961.